



BMCRC-MRO Championships 2019

**Round 9
Brands Hatch Indy Circuit**

5th / 6th October 2019



Results Provided by Timing Solutions Ltd
www.tsl-timing.com

BMCRC-MRO Championships 2019



CHILTON MOTORS LTD
MZ CHAMPIONSHIP



CHILTON MOTORS 250 MZ & BMCRC BLUE HAZE 2-STROKE GP

Brands Hatch Indy Circuit

5th / 6th October 2019



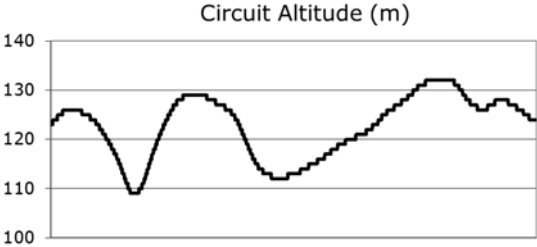
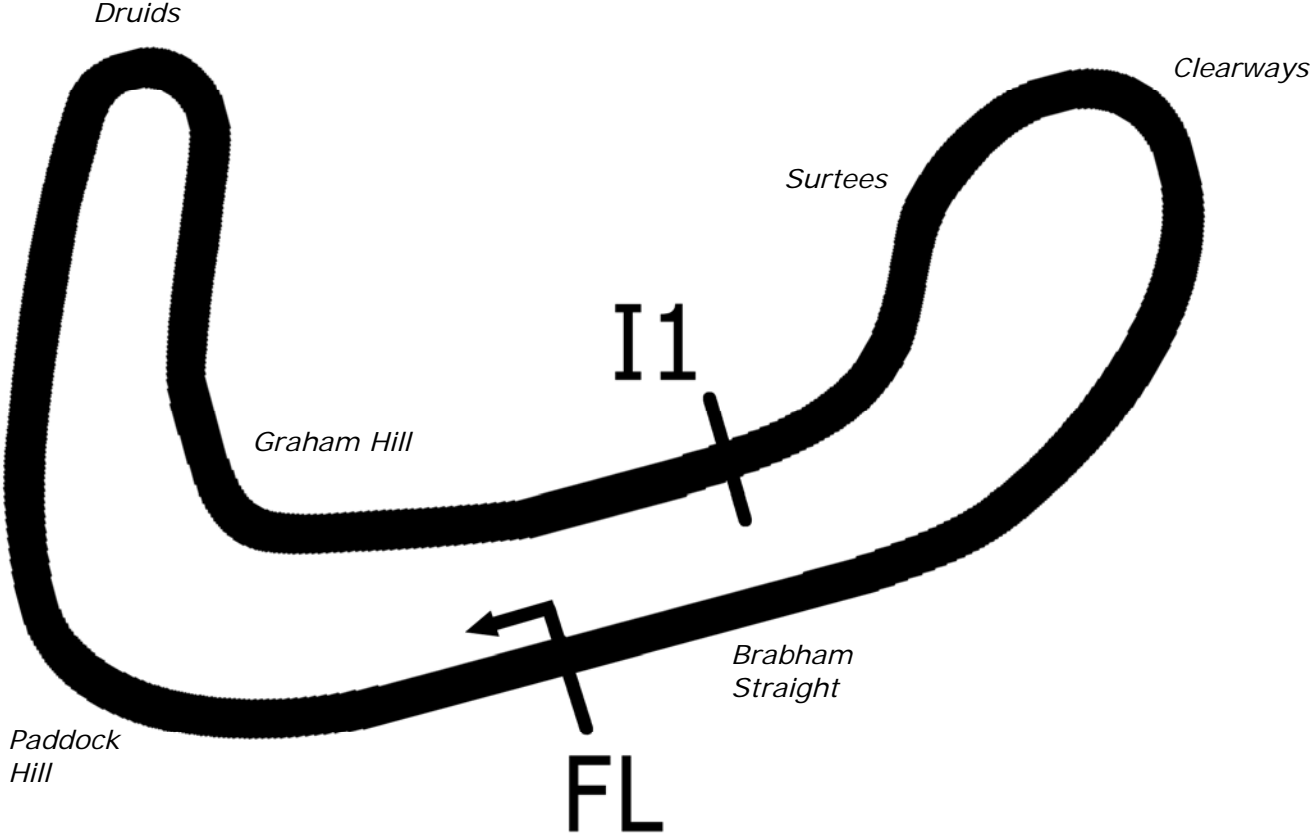
Results Provided by Timing Solutions Ltd
www.tsl-timing.com

Brands Hatch Indy



SPORTS TIMING

TIMING SOLUTIONS LTD



Length	1.2079 miles	1944.0 m	
FL		51.36032 N	0.26032 E
I1	1112m	51.35934 N	0.25955 E
Pit Entry	1669m	51.35911 N	0.25743 E
Pit Exit	26m after FL	51.36027 N	0.26078 E
Pit Entry–Pit Exit 277m, 16.6s @60kph, 12.4s @80kph			

BMCR - MRO Championships 2019 - Rnd 9 @ Brands Hatch Indy

BMZRC 250MZs & Blue Haze 2-Stroke GP

QUALIFYING - CLASSIFICATION



POS	NO	CL	PIC NAME	ENTRY	TIME	ON	LAPS	GAP	DIFF	MPH
1	707	GPF	1 Alex SYMON	Suzuki RG500 - MCW	51.952	9	9			83.70
2	153	GP	1 Patrick MILLS	Yamaha TZ250 - Clague Architects	52.984	9	14	1.032	1.032	82.07
3	64	GP	2 Phil ELLIS	Yamaha TZ250B -	53.420	5	14	1.468	0.436	81.40
4	3	GP	2 Tom BARRETT	Honda RS250 - Aspire Classic Restoration	54.355	10	13	2.403	0.935	80.00
5	22	GP	4 Rik BALLERINI	Yamaha SPONDON TZ250 - SCLS LTD, GECKO RACIN	54.636	8	11	2.684	0.281	79.59
6	53	GP	5 Mark WHITING	Yamaha TZ250 - Mark whiting	55.003	5	10	3.051	0.367	79.06
7	101	GP	6 Andrew DAVIES	Yamaha TZ 250 - GIBSON EXHAUSTS	55.186	11	13	3.234	0.183	78.79
8	169	GP	7 John HOGG	Yamaha TZ250 -	55.318	7	13	3.366	0.132	78.61
9	15	GPF	2 Billy PERKINS	Yamaha TZR 250 - T.w fuggle & son / Windsor food mact	55.341	4	12	3.389	0.023	78.57
10	11	GPF	3 Gael MACHARD	Aprilia RS250 -	55.648	8	11	3.696	0.307	78.14
11	65	GPF	4 Andrew MOXON	Aprilia RS 250 - Suzanne Moxon	55.826	13	13	3.874	0.178	77.89
12	60	GPF	5 Daniel GOUGH	Yamaha TZR 250 - G Force Motorcycles	57.529	12	13	5.577	1.703	75.58
13	27	GPF	6 Richard HAYWARD	Yamaha TZR - Gforce Motorcycles	57.584	10	13	5.632	0.055	75.51
14	70	GPF	7 Andrew BURSCOUGH	Yamaha YPVS 350 - Apollo Tuning	57.615	12	13	5.663	0.031	75.47
15	2	GP	8 Nick BEDFORD	Yamaha TZ350 - Banx Race Paint	57.635	12	13	5.683	0.020	75.45
16	55	GPF	8 Paul TOLAND	Yamaha 350 -	57.893	12	13	5.941	0.258	75.11
17	75		1 Peter WOODALL	MZ ETZ 250 - Core Projects Ltd	58.068	9	13	6.116	0.175	74.88
18	44		2 Robert DESOY	MZ ETZ 250 - Eastern Garage Racing	58.390	8	13	6.438	0.322	74.47
19	85		3 Andrew WALES	MZ ETZ 250 - Illuminated Design LTD	58.394	9	13	6.442	0.004	74.47
20	69		4 Alexander MANN	MZ ETZ 250 - HS RACING	58.811	11	13	6.859	0.417	73.94
21	95		5 Christopher ROGERS	MZ ETZ 250 - CB Racing	59.016	5	12	7.064	0.205	73.68
22	9		6 Gary HOWLETT	MZ ETZ 250 - HS Racing	59.263	12	13	7.311	0.247	73.37
23	71	GPF	9 Richard HICKLING	Aprilia RS 125 - All the Pickles	59.361	8	9	7.409	0.098	73.25
24	113		7 Liam NEWMAN	MZ ETZ 250 - Team newman racing	59.393	11	13	7.441	0.032	73.21
25	21	GP	9 Stuart THURTL	Honda RS250R NX5 - TeamTortoise	59.829	10	12	7.877	0.436	72.68
26	16	GPF	10 Tom CAUGHLIN	Honda NSR MC21 -	1:00.371	7	12	8.419	0.542	72.03
27	32		8 John ASHMEAD	MZ ETZ 250 -	1:00.861	12	12	8.909	0.490	71.45
28	56		9 Russell TURNER	MZ ETZ 250 -	1:02.101	5	6	10.149	1.240	70.02
29	5		10 Garry SAMETT	MZ TS 250 - smallmouse	1:02.236	11	12	10.284	0.135	69.87
30	41		11 Gary WILLIAMS	MZ ETZ 250 -	1:02.350	4	12	10.398	0.114	69.74
31	62	GPF	11 Ian READ	Suzuki GS385GT TRIPLE - MiMS Racing - Gasket Guru	1:04.877	5	7	12.925	2.527	67.02
32	67	GPF	12 Mark BAILEY	Yamaha TZR250 - Gforce motorcycles	1:04.947	5	11	12.995	0.070	66.95
33	93	R	1 Emmanuel BAUMARD	MZ ETZ 250 - Chilton Motors	1:05.741	11	11	13.789	0.794	66.14
34	77	R	2 Christopher KILGAR	MZ ETZ 250 - RAF motorsports association	1:05.888	11	11	13.936	0.147	65.99
35	94		12 Alex ROBINSON	MZ 250 -	1:06.248	8	11	14.296	0.360	65.64
36	38		13 Chris PETTET	MZ ETZ 250 -			1			

Weather / Track : Cloudy / Dry

These results are provisional until the conclusion of any judicial and technical matters.

Brands Hatch Indy

Circuit Length = 1.2079 miles

Start: 09:37 Flag 09:50 End: 09:51

Clerk Of Course :	Steward :	Timekeeper :
-------------------	-----------	--------------

Results can be found at www.tsl-timing.com

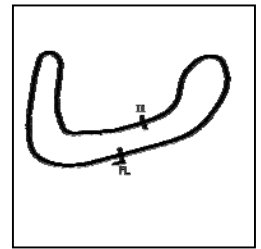
Printed - 09:51 Saturday, 05 October 2019



BMCRC - MRO Championships 2019 - Rnd 9 @ Brands Hatch Indy

BMZRC 250MZs & Blue Haze 2-Stroke GP

QUALIFYING - SECTOR ANALYSIS



SECTOR 1 = FL to I1, SECTOR 2 = I1 to FL, DIFF = Difference To Personal Best Lap, P = Crossed Finish Line in Pit Lane, D = Time Disallowed

P1 707 GPF Alex SYMON			Suzuki RG500 - MCW			
IDEAL LAP TIME : 51.952		BEST LAP TIME : 51.952		DIFFERENCE : 0.000		
LAP	SECTOR 1	SECTOR 2	LAP TIME	MPH	DIFF	TIME OF DAY
1 -	38.759	23.727	1:02.486	69.59	10.534	09:39:11.132
2 -	33.677	21.683	55.360	78.55	3.408	09:40:06.492
3 -	33.356	21.616	54.972	79.10	3.020	09:41:01.464
4 -	32.431	21.363	53.794	80.83	1.842	09:41:55.258
5 -	32.448	22.362	54.810	79.33	2.858	09:42:50.068
6 -	31.584	20.774	52.358 (2)	83.05	0.406	09:43:42.426
7 -	31.808	20.874	52.682 (3)	82.54	0.730	09:44:35.108
8 -	32.254	20.657	52.911	82.18	0.959	09:45:28.019
9 -	31.486	20.466	51.952 (1)	83.70		09:46:19.971

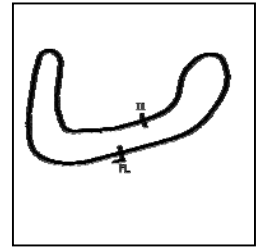
P2 153 GP Patrick MILLS			Yamaha TZ250 - Clague Architects			
IDEAL LAP TIME : 52.639		BEST LAP TIME : 52.984		DIFFERENCE : 0.345		
LAP	SECTOR 1	SECTOR 2	LAP TIME	MPH	DIFF	TIME OF DAY
1 -	36.483	22.587	59.070	73.61	6.086	09:39:10.534
2 -	32.543	22.258	54.801	79.35	1.817	09:40:05.335
3 -	32.693	21.938	54.631	79.59	1.647	09:40:59.966
4 -	32.400	21.292	53.692	80.99	0.708	09:41:53.658
5 -	32.590	21.230	53.820	80.79	0.836	09:42:47.478
6 -	32.069	21.273	53.342	81.52	0.358	09:43:40.820
7 -	32.191	20.823	53.014 (2)	82.02	0.030	09:44:33.834
8 -	33.547	21.633	55.180	78.80	2.196	09:45:29.014
9 -	31.816	21.168	52.984 (1)	82.07		09:46:21.998
10 -	32.277	21.243	53.520	81.25	0.536	09:47:15.518
11 -	32.366	21.121	53.487	81.30	0.503	09:48:09.005
12 -	32.789	21.496	54.285	80.10	1.301	09:49:03.290
13 -	31.854	21.222	53.076 (3)	81.93	0.092	09:49:56.366
14 -	32.142	21.781	53.923	80.64	0.939	09:50:50.289

P3 64 GP Phil ELLIS			Yamaha TZ250B -			
IDEAL LAP TIME : 53.379		BEST LAP TIME : 53.420		DIFFERENCE : 0.041		
LAP	SECTOR 1	SECTOR 2	LAP TIME	MPH	DIFF	TIME OF DAY
1 -	37.988	24.758	1:02.746	69.30	9.326	09:38:56.004
2 -	35.392	22.762	58.154	74.77	4.734	09:39:54.158
3 -	35.310	22.802	58.112	74.83	4.692	09:40:52.270
4 -	33.141	21.788	54.929	79.16	1.509	09:41:47.199
5 -	32.101	21.319	53.420 (1)	81.40		09:42:40.619
6 -	32.640	21.278	53.918 (2)	80.65	0.498	09:43:34.537
7 -	32.714	22.662	55.376	78.52	1.956	09:44:29.913
8 -	32.247	22.062	54.309	80.07	0.889	09:45:24.222
9 -	32.428	21.492	53.920 (3)	80.64	0.500	09:46:18.142
10 -	33.765	22.384	56.149	77.44	2.729	09:47:14.291
11 -	32.981	21.382	54.363	79.99	0.943	09:48:08.654
12 -	33.662	22.579	56.241	77.32	2.821	09:49:04.895
13 -	32.729	21.832	54.561	79.70	1.141	09:49:59.456
14 -	33.509	22.109	55.618	78.18	2.198	09:50:55.074

BMCRC - MRO Championships 2019 - Rnd 9 @ Brands Hatch Indy

BMZRC 250MZs & Blue Haze 2-Stroke GP

QUALIFYING - SECTOR ANALYSIS



SECTOR 1 = FL to I1, SECTOR 2 = I1 to FL, DIFF = Difference To Personal Best Lap, P = Crossed Finish Line in Pit Lane, D = Time Disallowed

P4		3 GP		Tom BARRETT		Honda RS250 - Aspire Classic Restoration	
IDEAL LAP TIME : 54.355		BEST LAP TIME : 54.355		DIFFERENCE : 0.000			
LAP	SECTOR 1	SECTOR 2	LAP TIME	MPH	DIFF	TIME OF DAY	
1 -	OUTLAP	24.027	1:05.741	66.14	11.386	09:39:43.366	
2 -	36.196	22.536	58.732	74.04	4.377	09:40:42.098	
3 -	34.032	22.140	56.172	77.41	1.817	09:41:38.270	
4 -	33.866	22.509	56.375	77.13	2.020	09:42:34.645	
5 -	33.228	21.872	55.100 (3)	78.92	0.745	09:43:29.745	
6 -	35.649	22.006	57.655	75.42	3.300	09:44:27.400	
7 -	33.097	22.255	55.352	78.56	0.997	09:45:22.752	
8 -	33.422	21.580	55.002 (2)	79.06	0.647	09:46:17.754	
9 -	33.919	22.034	55.953	77.71	1.598	09:47:13.707	
10 -	32.797	21.558	54.355 (1)	80.00		09:48:08.062	
11 -	34.625	22.641	57.266	75.93	2.911	09:49:05.328	
12 -	33.393	22.441	55.834	77.88	1.479	09:50:01.162	
13 -	33.979	21.615	55.594	78.22	1.239	09:50:56.756	

P5		22 GP		Rik BALLERINI		Yamaha SPONDON TZ250 - SCLS LTD, GECKO RACING, DY	
IDEAL LAP TIME : 54.456		BEST LAP TIME : 54.636		DIFFERENCE : 0.180			
LAP	SECTOR 1	SECTOR 2	LAP TIME	MPH	DIFF	TIME OF DAY	
1 -	OUTLAP	25.482	1:12.806	59.72	18.170	09:40:37.200	
2 -	37.471	24.359	1:01.830	70.33	7.194	09:41:39.030	
3 -	37.336	24.079	1:01.415	70.80	6.779	09:42:40.445	
4 -	35.401	23.440	58.841	73.90	4.205	09:43:39.286	
5 -	34.158	22.257	56.415	77.08	1.779	09:44:35.701	
6 -	34.103	22.520	56.623	76.79	1.987	09:45:32.324	
7 -	35.086	21.936	57.022	76.26	2.386	09:46:29.346	
8 -	32.520	22.116	54.636 (1)	79.59		09:47:23.982	
9 -	32.793	22.197	54.990 (2)	79.07	0.354	09:48:18.972	
10 -	32.747	23.090	55.837	77.88	1.201	09:49:14.809	
11 -	33.116	22.059	55.175 (3)	78.81	0.539	09:50:09.984	

P6		53 GP		Mark WHITING		Yamaha TZ250 - Mark whiting	
IDEAL LAP TIME : 54.827		BEST LAP TIME : 55.003		DIFFERENCE : 0.176			
LAP	SECTOR 1	SECTOR 2	LAP TIME	MPH	DIFF	TIME OF DAY	
1 -	OUTLAP	22.624	1:02.248	69.85	7.245	09:39:42.403	
2 -	33.686	21.914	55.600	78.21	0.597	09:40:38.003	
3 -	34.092	22.585	56.677	76.72	1.674	09:41:34.680	
4 -	34.220	23.142	57.362	75.80	2.359	09:42:32.042	
5 -	32.946	22.057	55.003 (1)	79.06		09:43:27.045	
6 -	33.067	22.156	55.223 (2)	78.74	0.220	09:44:22.268	
7 -	33.528	21.881	55.409 (3)	78.48	0.406	09:45:17.677	
8 -	33.331	22.431	55.762	77.98	0.759	09:46:13.439	
9 -	33.491	21.992	55.483	78.37	0.480	09:47:08.922	
10 -	34.267	22.832	57.099	76.15	2.096	09:48:06.021	

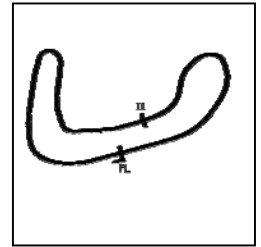
Weather / Track : Cloudy / Dry

Brands Hatch Indy
Circuit Length = 1.2079 miles
Start: 09:37 Flag 09:50 End: 09:51

BMCR - MRO Championships 2019 - Rnd 9 @ Brands Hatch Indy

BMZRC 250MZs & Blue Haze 2-Stroke GP

QUALIFYING - SECTOR ANALYSIS



SECTOR 1 = FL to I1, SECTOR 2 = I1 to FL, DIFF = Difference To Personal Best Lap, P = Crossed Finish Line in Pit Lane, D = Time Disallowed

P7 101 GP Andrew DAVIES			Yamaha TZ 250 - GIBSON EXHAUSTS			
IDEAL LAP TIME : 54.667		BEST LAP TIME : 55.186	DIFFERENCE : 0.519			
LAP	SECTOR 1	SECTOR 2	LAP TIME	MPH	DIFF	TIME OF DAY
1 -	40.354	24.844	1:05.198	66.69	10.012	09:39:02.046
2 -	36.992	23.355	1:00.347	72.05	5.161	09:40:02.393
3 -	35.672	22.944	58.616	74.18	3.430	09:41:01.009
4 -	34.181	22.806	56.987	76.30	1.801	09:41:57.996
5 -	34.113	22.394	56.507	76.95	1.321	09:42:54.503
6 -	33.352	22.939	56.291	77.25	1.105	09:43:50.794
7 -	33.738	22.202	55.940	77.73	0.754	09:44:46.734
8 -	33.566	21.888	55.454 (3)	78.41	0.268	09:45:42.188
9 -	32.993	22.848	55.841	77.87	0.655	09:46:38.029
10 -	33.945	22.089	56.034	77.60	0.848	09:47:34.063
11 -	33.235	21.951	55.186 (1)	78.79		09:48:29.249
12 -	33.022	22.267	55.289 (2)	78.65	0.103	09:49:24.538
13 -	32.779	22.967	55.746	78.00	0.560	09:50:20.284

P8 169 GP John HOGG			Yamaha TZ250 -			
IDEAL LAP TIME : 55.082		BEST LAP TIME : 55.318	DIFFERENCE : 0.236			
LAP	SECTOR 1	SECTOR 2	LAP TIME	MPH	DIFF	TIME OF DAY
1 -	37.595	23.702	1:01.297	70.94	5.979	09:38:57.228
2 -	34.629	22.689	57.318	75.86	2.000	09:39:54.546
3 -	35.181	22.898	58.079	74.87	2.761	09:40:52.625
4 -	33.903	23.491	57.394	75.76	2.076	09:41:50.019
5 -	33.951	22.141	56.092	77.52	0.774	09:42:46.111
6 -	33.392	22.070	55.462 (3)	78.40	0.144	09:43:41.573
7 -	33.581	21.737	55.318 (1)	78.61		09:44:36.891
8 -	33.709	21.946	55.655	78.13	0.337	09:45:32.546
9 -	34.050	22.522	56.572	76.86	1.254	09:46:29.118
10 -	33.345	22.035	55.380 (2)	78.52	0.062	09:47:24.498
11 -	33.782	22.263	56.045	77.59	0.727	09:48:20.543
12 -	33.882	22.156	56.038	77.60	0.720	09:49:16.581
13 -	33.680	22.505	56.185	77.39	0.867	09:50:12.766

P9 15 GPF Billy PERKINS			Yamaha TZR 250 - T.w fuggle & son / Windsor food machinery			
IDEAL LAP TIME : 55.216		BEST LAP TIME : 55.341	DIFFERENCE : 0.125			
LAP	SECTOR 1	SECTOR 2	LAP TIME	MPH	DIFF	TIME OF DAY
1 -	39.775	23.694	1:03.469	68.51	8.128	09:39:11.616
2 -	34.152	22.731	56.883	76.44	1.542	09:40:08.499
3 -	34.377	22.586	56.963	76.34	1.622	09:41:05.462
4 -	33.137	22.204	55.341 (1)	78.57		09:42:00.803
5 -	34.549	23.079	57.628	75.45	2.287	09:42:58.431
6 -	34.024	22.882	56.906	76.41	1.565	09:43:55.337
7 -	35.775	25.594	1:01.369	70.85	6.028	09:44:56.706
8 -	39.708	24.063	1:03.771	68.19	8.430	09:46:00.477
9 -	34.027	IN PIT	1:20.116 P	54.27	24.775	09:47:20.593
10 -	OUTLAP	23.060	59.066	73.62	3.725	09:48:19.659
11 -	33.026	22.485	55.511 (3)	78.33	0.170	09:49:15.170
12 -	33.261	22.190	55.451 (2)	78.42	0.110	09:50:10.621

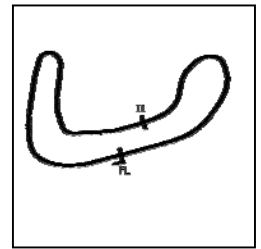
Weather / Track : Cloudy / Dry

Brands Hatch Indy
Circuit Length = 1.2079 miles
Start: 09:37 Flag 09:50 End: 09:51

BMCRC - MRO Championships 2019 - Rnd 9 @ Brands Hatch Indy

BMZRC 250MZs & Blue Haze 2-Stroke GP

QUALIFYING - SECTOR ANALYSIS



SECTOR 1 = FL to I1, SECTOR 2 = I1 to FL, DIFF = Difference To Personal Best Lap, P = Crossed Finish Line in Pit Lane, D = Time Disallowed

P10 11 GPF Gael MACHARD			Aprilia RS250 -			
IDEAL LAP TIME : 55.648		BEST LAP TIME : 55.648		DIFFERENCE : 0.000		
LAP	SECTOR 1	SECTOR 2	LAP TIME	MPH	DIFF	TIME OF DAY
1 -	1:37.957	23.482	2:01.439	35.80	1:05.791	09:40:01.926
2 -	36.669	23.112	59.781	72.74	4.133	09:41:01.707
3 -	34.976	23.146	58.122	74.81	2.474	09:41:59.829
4 -	35.952	23.218	59.170	73.49	3.522	09:42:58.999
5 -	34.239	22.920	57.159	76.07	1.511	09:43:56.158
6 -	34.558	22.521	57.079 (3)	76.18	1.431	09:44:53.237
7 -	34.519	22.739	57.258	75.94	1.610	09:45:50.495
8 -	33.498	22.150	55.648 (1)	78.14		09:46:46.143
9 -	33.848	23.212	57.060 (2)	76.21	1.412	09:47:43.203
10 -	44.597	24.135	1:08.732	63.26	13.084	09:48:51.935
11 -	35.793	22.958	58.751	74.01	3.103	09:49:50.686

P11 65 GPF Andrew MOXON			Aprilia RS 250 - Suzanne Moxon			
IDEAL LAP TIME : 55.601		BEST LAP TIME : 55.826		DIFFERENCE : 0.225		
LAP	SECTOR 1	SECTOR 2	LAP TIME	MPH	DIFF	TIME OF DAY
1 -	40.483	24.657	1:05.140	66.75	9.314	09:39:01.464
2 -	38.401	23.305	1:01.706	70.47	5.880	09:40:03.170
3 -	35.915	22.807	58.722	74.05	2.896	09:41:01.892
4 -	34.650	23.092	57.742	75.31	1.916	09:41:59.634
5 -	34.517	23.121	57.638	75.44	1.812	09:42:57.272
6 -	34.966	22.712	57.678	75.39	1.852	09:43:54.950
7 -	34.639	23.562	58.201	74.71	2.375	09:44:53.151
8 -	34.437	23.629	58.066	74.89	2.240	09:45:51.217
9 -	33.778	22.403	56.181 (3)	77.40	0.355	09:46:47.398
10 -	34.711	22.968	57.679	75.39	1.853	09:47:45.077
11 -	34.624	22.762	57.386	75.77	1.560	09:48:42.463
12 -	33.473	22.449	55.922 (2)	77.76	0.096	09:49:38.385
13 -	33.698	22.128	55.826 (1)	77.89		09:50:34.211

P12 60 GPF Daniel GOUGH			Yamaha TZR 250 - G Force Motorcycles			
IDEAL LAP TIME : 57.332		BEST LAP TIME : 57.529		DIFFERENCE : 0.197		
LAP	SECTOR 1	SECTOR 2	LAP TIME	MPH	DIFF	TIME OF DAY
1 -	37.260	24.098	1:01.358	70.87	3.829	09:38:58.487
2 -	36.627	23.558	1:00.185	72.25	2.656	09:39:58.672
3 -	36.159	23.820	59.979	72.50	2.450	09:40:58.651
4 -	35.766	23.741	59.507	73.07	1.978	09:41:58.158
5 -	35.136	23.631	58.767	73.99	1.238	09:42:56.925
6 -	36.121	23.021	59.142	73.52	1.613	09:43:56.067
7 -	36.037	23.617	59.654	72.89	2.125	09:44:55.721
8 -	35.276	23.676	58.952	73.76	1.423	09:45:54.673
9 -	35.283	23.322	58.605 (3)	74.20	1.076	09:46:53.278
10 -	34.906	22.936	57.842 (2)	75.18	0.313	09:47:51.120
11 -	35.487	23.164	58.651	74.14	1.122	09:48:49.771
12 -	34.396	23.133	57.529 (1)	75.58		09:49:47.300
13 -	35.562	23.182	58.744	74.02	1.215	09:50:46.044

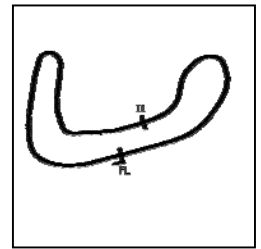
Weather / Track : Cloudy / Dry

Brands Hatch Indy
Circuit Length = 1.2079 miles
Start: 09:37 Flag 09:50 End: 09:51

BMCRC - MRO Championships 2019 - Rnd 9 @ Brands Hatch Indy

BMZRC 250MZs & Blue Haze 2-Stroke GP

QUALIFYING - SECTOR ANALYSIS



SECTOR 1 = FL to I1, SECTOR 2 = I1 to FL, DIFF = Difference To Personal Best Lap, P = Crossed Finish Line in Pit Lane, D = Time Disallowed

P13 27 GPF Richard HAYWARD			Yamaha TZR - Gforce Motorcycles			
IDEAL LAP TIME : 57.430		BEST LAP TIME : 57.584	DIFFERENCE : 0.154			
LAP	SECTOR 1	SECTOR 2	LAP TIME	MPH	DIFF	TIME OF DAY
1 -	39.385	24.450	1:03.835	68.12	6.251	09:39:01.611
2 -	37.092	23.568	1:00.660	71.68	3.076	09:40:02.271
3 -	35.474	23.219	58.693	74.09	1.109	09:41:00.964
4 -	35.323	23.454	58.777	73.98	1.193	09:41:59.741
5 -	35.178	23.576	58.754	74.01	1.170	09:42:58.495
6 -	34.792	23.344	58.136	74.80	0.552	09:43:56.631
7 -	35.590	24.112	59.702	72.83	2.118	09:44:56.333
8 -	35.816	24.002	59.818	72.69	2.234	09:45:56.151
9 -	34.778	22.906	57.684 (2)	75.38	0.100	09:46:53.835
10 -	34.524	23.060	57.584 (1)	75.51		09:47:51.419
11 -	35.629	23.081	58.710	74.06	1.126	09:48:50.129
12 -	34.767	23.084	57.851 (3)	75.16	0.267	09:49:47.980
13 -	35.115	23.108	58.223	74.68	0.639	09:50:46.203

P14 70 GPF Andrew BURSCOUGH			Yamaha YPVS 350 - Apollo Tuning			
IDEAL LAP TIME : 57.605		BEST LAP TIME : 57.615	DIFFERENCE : 0.010			
LAP	SECTOR 1	SECTOR 2	LAP TIME	MPH	DIFF	TIME OF DAY
1 -	39.941	25.354	1:05.295	66.59	7.680	09:39:13.708
2 -	35.883	23.697	59.580	72.98	1.965	09:40:13.288
3 -	35.865	23.663	59.528	73.05	1.913	09:41:12.816
4 -	35.341	23.591	58.932	73.79	1.317	09:42:11.748
5 -	35.279	23.519	58.798	73.95	1.183	09:43:10.546
6 -	35.600	23.215	58.815	73.93	1.200	09:44:09.361
7 -	35.253	24.126	59.379	73.23	1.764	09:45:08.740
8 -	35.738	22.982	58.720 (3)	74.05	1.105	09:46:07.460
9 -	35.950	23.169	59.119	73.55	1.504	09:47:06.579
10 -	36.084	23.189	59.273	73.36	1.658	09:48:05.852
11 -	35.570	23.604	59.174	73.48	1.559	09:49:05.026
12 -	34.623	22.992	57.615 (1)	75.47		09:50:02.641
13 -	34.793	23.732	58.525 (2)	74.30	0.910	09:51:01.166

P15 2 GP Nick BEDFORD			Yamaha TZ350 - Banx Race Paint			
IDEAL LAP TIME : 57.635		BEST LAP TIME : 57.635	DIFFERENCE : 0.000			
LAP	SECTOR 1	SECTOR 2	LAP TIME	MPH	DIFF	TIME OF DAY
1 -	42.599	25.064	1:07.663	64.26	10.028	09:39:10.853
2 -	37.238	24.149	1:01.387	70.83	3.752	09:40:12.240
3 -	36.320	23.826	1:00.146	72.30	2.511	09:41:12.386
4 -	35.523	23.664	59.187	73.47	1.552	09:42:11.573
5 -	35.216	23.545	58.761 (3)	74.00	1.126	09:43:10.334
6 -	35.564	23.213	58.777	73.98	1.142	09:44:09.111
7 -	35.173	24.137	59.310	73.31	1.675	09:45:08.421
8 -	35.447	23.354	58.801	73.95	1.166	09:46:07.222
9 -	35.828	23.271	59.099	73.58	1.464	09:47:06.321
10 -	35.486	23.344	58.830	73.91	1.195	09:48:05.151
11 -	35.227	23.353	58.580 (2)	74.23	0.945	09:49:03.731
12 -	34.745	22.890	57.635 (1)	75.45		09:50:01.366
13 -	35.601	23.680	59.281	73.35	1.646	09:51:00.647

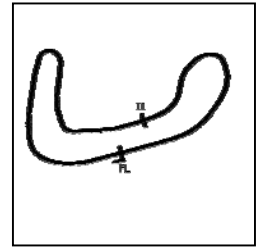
Weather / Track : Cloudy / Dry

Brands Hatch Indy
Circuit Length = 1.2079 miles
Start: 09:37 Flag 09:50 End: 09:51

BMCRC - MRO Championships 2019 - Rnd 9 @ Brands Hatch Indy

BMZRC 250MZs & Blue Haze 2-Stroke GP

QUALIFYING - SECTOR ANALYSIS



SECTOR 1 = FL to I1, SECTOR 2 = I1 to FL, DIFF = Difference To Personal Best Lap, P = Crossed Finish Line in Pit Lane, D = Time Disallowed

P16 55 GPF Paul TOLAND			Yamaha 350 -			
IDEAL LAP TIME : 57.632		BEST LAP TIME : 57.893	DIFFERENCE : 0.261			
LAP	SECTOR 1	SECTOR 2	LAP TIME	MPH	DIFF	TIME OF DAY
1 -	40.685	25.389	1:06.074	65.81	8.181	09:39:11.541
2 -	37.014	24.361	1:01.375	70.85	3.482	09:40:12.916
3 -	35.982	24.076	1:00.058	72.40	2.165	09:41:12.974
4 -	35.576	23.893	59.469	73.12	1.576	09:42:12.443
5 -	34.950	23.716	58.666	74.12	0.773	09:43:11.109
6 -	35.952	23.673	59.625	72.93	1.732	09:44:10.734
7 -	34.532	23.792	58.324 (3)	74.55	0.431	09:45:09.058
8 -	35.618	23.463	59.081	73.60	1.188	09:46:08.139
9 -	36.007	23.372	59.379	73.23	1.486	09:47:07.518
10 -	35.811	23.466	59.277	73.36	1.384	09:48:06.795
11 -	35.219	23.592	58.811	73.94	0.918	09:49:05.606
12 -	34.588	23.305	57.893 (1)	75.11		09:50:03.499
13 -	34.327	23.638	57.965 (2)	75.02	0.072	09:51:01.464

P17 75 Peter WOODALL			MZ ETZ 250 - Core Projects Ltd			
IDEAL LAP TIME : 58.068		BEST LAP TIME : 58.068	DIFFERENCE : 0.000			
LAP	SECTOR 1	SECTOR 2	LAP TIME	MPH	DIFF	TIME OF DAY
1 -	37.519	24.501	1:02.020	70.11	3.952	09:38:54.673
2 -	35.626	23.632	59.258	73.38	1.190	09:39:53.931
3 -	35.244	24.207	59.451	73.14	1.383	09:40:53.382
4 -	34.944	24.180	59.124	73.55	1.056	09:41:52.506
5 -	34.937	23.612	58.549 (2)	74.27	0.481	09:42:51.055
6 -	35.258	23.525	58.783	73.97	0.715	09:43:49.838
7 -	34.739	23.945	58.684 (3)	74.10	0.616	09:44:48.522
8 -	36.429	23.712	1:00.141	72.30	2.073	09:45:48.663
9 -	34.706	23.362	58.068 (1)	74.88		09:46:46.731
10 -	35.015	24.227	59.242	73.40	1.174	09:47:45.973
11 -	35.297	24.443	59.740	72.79	1.672	09:48:45.713
12 -	35.541	24.103	59.644	72.90	1.576	09:49:45.357
13 -	35.602	24.504	1:00.106	72.34	2.038	09:50:45.463

P18 44 Robert DESSOY			MZ ETZ 250 - Eastern Garage Racing			
IDEAL LAP TIME : 58.315		BEST LAP TIME : 58.390	DIFFERENCE : 0.075			
LAP	SECTOR 1	SECTOR 2	LAP TIME	MPH	DIFF	TIME OF DAY
1 -	37.661	24.378	1:02.039	70.09	3.649	09:38:52.831
2 -	35.693	24.379	1:00.072	72.38	1.682	09:39:52.903
3 -	35.185	23.823	59.008	73.69	0.618	09:40:51.911
4 -	35.811	24.710	1:00.521	71.85	2.131	09:41:52.432
5 -	35.016	23.765	58.781	73.97	0.391	09:42:51.213
6 -	34.845	23.813	58.658 (2)	74.13	0.268	09:43:49.871
7 -	35.010	23.807	58.817	73.93	0.427	09:44:48.688
8 -	34.650	23.740	58.390 (1)	74.47		09:45:47.078
9 -	34.858	23.914	58.772 (3)	73.99	0.382	09:46:45.850
10 -	35.352	23.665	59.017	73.68	0.627	09:47:44.867
11 -	35.991	24.161	1:00.152	72.29	1.762	09:48:45.019
12 -	37.942	25.540	1:03.482	68.50	5.092	09:49:48.501
13 -	37.410	25.389	1:02.799	69.24	4.409	09:50:51.300

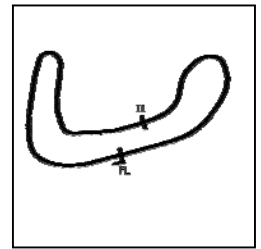
Weather / Track : Cloudy / Dry

Brands Hatch Indy
Circuit Length = 1.2079 miles
Start: 09:37 Flag 09:50 End: 09:51

BMCRC - MRO Championships 2019 - Rnd 9 @ Brands Hatch Indy

BMZRC 250MZs & Blue Haze 2-Stroke GP

QUALIFYING - SECTOR ANALYSIS



SECTOR 1 = FL to I1, SECTOR 2 = I1 to FL, DIFF = Difference To Personal Best Lap, P = Crossed Finish Line in Pit Lane, D = Time Disallowed

P19 85		Andrew WALES		MZ ETZ 250 - Illuminated Design LTD			
IDEAL LAP TIME : 58.357		BEST LAP TIME : 58.394		DIFFERENCE : 0.037			
LAP	SECTOR 1	SECTOR 2	LAP TIME	MPH	DIFF	TIME OF DAY	
1 -	35.681	25.209	1:00.890	71.41	2.496	09:38:51.745	
2 -	35.982	24.064	1:00.046	72.42	1.652	09:39:51.791	
3 -	35.315	24.017	59.332	73.29	0.938	09:40:51.123	
4 -	35.714	25.029	1:00.743	71.59	2.349	09:41:51.866	
5 -	35.034	24.190	59.224	73.42	0.830	09:42:51.090	
6 -	35.611	23.953	59.564	73.00	1.170	09:43:50.654	
7 -	34.930	23.634	58.564 (2)	74.25	0.170	09:44:49.218	
8 -	35.354	23.797	59.151	73.51	0.757	09:45:48.369	
9 -	34.723	23.671	58.394 (1)	74.47		09:46:46.763	
10 -	35.132	23.938	59.070	73.61	0.676	09:47:45.833	
11 -	35.073	23.948	59.021	73.67	0.627	09:48:44.854	
12 -	35.048	23.768	58.816	73.93	0.422	09:49:43.670	
13 -	34.954	23.838	58.792 (3)	73.96	0.398	09:50:42.462	

P20 69		Alexander MANN		MZ ETZ 250 - HS RACING			
IDEAL LAP TIME : 58.584		BEST LAP TIME : 58.811		DIFFERENCE : 0.227			
LAP	SECTOR 1	SECTOR 2	LAP TIME	MPH	DIFF	TIME OF DAY	
1 -	38.867	24.065	1:02.932	69.10	4.121	09:39:00.529	
2 -	35.831	23.751	59.582	72.98	0.771	09:40:00.111	
3 -	35.451	24.059	59.510	73.07	0.699	09:40:59.621	
4 -	35.779	24.113	59.892	72.60	1.081	09:41:59.513	
5 -	36.209	23.965	1:00.174	72.26	1.363	09:42:59.687	
6 -	35.991	23.882	59.873	72.63	1.062	09:43:59.560	
7 -	35.634	24.062	59.696	72.84	0.885	09:44:59.256	
8 -	35.676	23.494	59.170 (3)	73.49	0.359	09:45:58.426	
9 -	35.459	24.121	59.580	72.98	0.769	09:46:58.006	
10 -	35.090	24.431	59.521	73.05	0.710	09:47:57.527	
11 -	35.206	23.605	58.811 (1)	73.94		09:48:56.338	
12 -	35.137	24.127	59.264	73.37	0.453	09:49:55.602	
13 -	35.308	23.739	59.047 (2)	73.64	0.236	09:50:54.649	

P21 95		Christopher ROGERS		MZ ETZ 250 - CB Racing			
IDEAL LAP TIME : 58.936		BEST LAP TIME : 59.016		DIFFERENCE : 0.080			
LAP	SECTOR 1	SECTOR 2	LAP TIME	MPH	DIFF	TIME OF DAY	
1 -	42.907	25.796	1:08.703	63.29	9.687	09:39:12.444	
2 -	37.243	25.512	1:02.755	69.29	3.739	09:40:15.199	
3 -	35.735	24.006	59.741	72.79	0.725	09:41:14.940	
4 -	35.429	23.669	59.098 (2)	73.58	0.082	09:42:14.038	
5 -	35.267	23.749	59.016 (1)	73.68		09:43:13.054	
6 -	35.938	23.674	59.612 (3)	72.94	0.596	09:44:12.666	
7 -	35.269	24.534	59.803	72.71	0.787	09:45:12.469	
8 -	37.812	25.208	1:03.020	69.00	4.004	09:46:15.489	
9 -	35.675	23.953	59.628	72.92	0.612	09:47:15.117	
10 -	35.507	24.304	59.811	72.70	0.795	09:48:14.928	
11 -	35.616	25.465	1:01.081	71.19	2.065	09:49:16.009	
12 -	35.774	24.354	1:00.128	72.32	1.112	09:50:16.137	

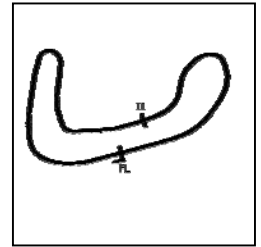
Weather / Track : Cloudy / Dry

Brands Hatch Indy
Circuit Length = 1.2079 miles
Start: 09:37 Flag 09:50 End: 09:51

BMCR - MRO Championships 2019 - Rnd 9 @ Brands Hatch Indy

BMZRC 250MZs & Blue Haze 2-Stroke GP

QUALIFYING - SECTOR ANALYSIS



SECTOR 1 = FL to I1, SECTOR 2 = I1 to FL, DIFF = Difference To Personal Best Lap, P = Crossed Finish Line in Pit Lane, D = Time Disallowed

P22 9 Gary HOWLETT		MZ ETZ 250 - HS Racing				
IDEAL LAP TIME : 59.126		BEST LAP TIME : 59.263		DIFFERENCE : 0.137		
LAP	SECTOR 1	SECTOR 2	LAP TIME	MPH	DIFF	TIME OF DAY
1 -	38.271	24.378	1:02.649	69.41	3.386	09:38:53.669
2 -	36.056	24.032	1:00.088	72.37	0.825	09:39:53.757
3 -	36.282	24.470	1:00.752	71.57	1.489	09:40:54.509
4 -	36.217	23.807	1:00.024	72.44	0.761	09:41:54.533
5 -	36.297	24.029	1:00.326	72.08	1.063	09:42:54.859
6 -	35.792	24.998	1:00.790	71.53	1.527	09:43:55.649
7 -	36.656	24.946	1:01.602	70.59	2.339	09:44:57.251
8 -	36.347	23.740	1:00.087	72.37	0.824	09:45:57.338
9 -	36.320	24.431	1:00.751	71.58	1.488	09:46:58.089
10 -	35.625	24.075	59.700 (3)	72.84	0.437	09:47:57.789
11 -	35.989	23.845	59.834	72.67	0.571	09:48:57.623
12 -	35.386	23.877	59.263 (1)	73.37		09:49:56.886
13 -	35.768	23.834	59.602 (2)	72.96	0.339	09:50:56.488

P23 71 GPF Richard HICKLING		Aprilia RS 125 - All the Pickles				
IDEAL LAP TIME : 58.782		BEST LAP TIME : 59.361		DIFFERENCE : 0.579		
LAP	SECTOR 1	SECTOR 2	LAP TIME	MPH	DIFF	TIME OF DAY
1 -	42.202	27.163	1:09.365	62.69	10.004	09:39:15.613
2 -	39.024	25.721	1:04.745	67.16	5.384	09:40:20.358
3 -	37.058	24.481	1:01.539	70.66	2.178	09:41:21.897
4 -	37.033	24.589	1:01.622	70.56	2.261	09:42:23.519
5 -	35.935	24.207	1:00.142 (3)	72.30	0.781	09:43:23.661
6 -	35.950	24.328	1:00.278	72.14	0.917	09:44:23.939
7 -	36.211	24.032	1:00.243	72.18	0.882	09:45:24.182
8 -	35.816	23.545	59.361 (1)	73.25		09:46:23.543
9 -	35.237	24.810	1:00.047 (2)	72.42	0.686	09:47:23.590

P24 113 Liam NEWMAN		MZ ETZ 250 - Team newman racing				
IDEAL LAP TIME : 59.221		BEST LAP TIME : 59.393		DIFFERENCE : 0.172		
LAP	SECTOR 1	SECTOR 2	LAP TIME	MPH	DIFF	TIME OF DAY
1 -	38.899	25.686	1:04.585	67.33	5.192	09:38:51.871
2 -	36.545	24.839	1:01.384	70.84	1.991	09:39:53.255
3 -	35.842	24.367	1:00.209	72.22	0.816	09:40:53.464
4 -	36.041	24.538	1:00.579	71.78	1.186	09:41:54.043
5 -	35.764	24.576	1:00.340	72.06	0.947	09:42:54.383
6 -	35.952	24.939	1:00.891	71.41	1.498	09:43:55.274
7 -	35.936	24.671	1:00.607	71.75	1.214	09:44:55.881
8 -	36.044	24.421	1:00.465	71.91	1.072	09:45:56.346
9 -	35.809	24.612	1:00.421	71.97	1.028	09:46:56.767
10 -	35.999	24.887	1:00.886	71.42	1.493	09:47:57.653
11 -	35.388	24.005	59.393 (1)	73.21		09:48:57.046
12 -	35.216	24.236	59.452 (2)	73.14	0.059	09:49:56.498
13 -	35.247	24.255	59.502 (3)	73.08	0.109	09:50:56.000

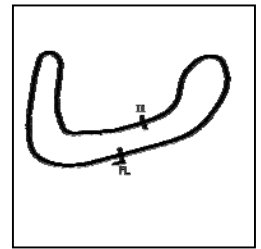
Weather / Track : Cloudy / Dry

Brands Hatch Indy
Circuit Length = 1.2079 miles
Start: 09:37 Flag 09:50 End: 09:51

BMCRC - MRO Championships 2019 - Rnd 9 @ Brands Hatch Indy

BMZRC 250MZs & Blue Haze 2-Stroke GP

QUALIFYING - SECTOR ANALYSIS



SECTOR 1 = FL to I1, SECTOR 2 = I1 to FL, DIFF = Difference To Personal Best Lap, P = Crossed Finish Line in Pit Lane, D = Time Disallowed

P25 21 GP Stuart THURTLE			Honda RS250R NX5 - TeamTortoise			
IDEAL LAP TIME : 59.829		BEST LAP TIME : 59.829		DIFFERENCE : 0.000		
LAP	SECTOR 1	SECTOR 2	LAP TIME	MPH	DIFF	TIME OF DAY
1 -	41.527	26.335	1:07.862	64.08	8.033	09:39:42.967
2 -	38.260	25.119	1:03.379	68.61	3.550	09:40:46.346
3 -	37.636	24.470	1:02.106	70.01	2.277	09:41:48.452
4 -	37.091	24.618	1:01.709	70.46	1.880	09:42:50.161
5 -	37.127	24.669	1:01.796	70.37	1.967	09:43:51.957
6 -	37.390	24.501	1:01.891	70.26	2.062	09:44:53.848
7 -	36.813	24.669	1:01.482	70.72	1.653	09:45:55.330
8 -	37.458	24.180	1:01.638	70.55	1.809	09:46:56.968
9 -	36.938	24.307	1:01.245 (3)	71.00	1.416	09:47:58.213
10 -	36.110	23.719	59.829 (1)	72.68		09:48:58.042
11 -	36.216	24.225	1:00.441 (2)	71.94	0.612	09:49:58.483
12 -	38.092	24.627	1:02.719	69.33	2.890	09:51:01.202

P26 16 GPF Tom CAUGHLIN			Honda NSR MC21 -			
IDEAL LAP TIME : 1:00.216		BEST LAP TIME : 1:00.371		DIFFERENCE : 0.155		
LAP	SECTOR 1	SECTOR 2	LAP TIME	MPH	DIFF	TIME OF DAY
1 -	40.184	25.581	1:05.765	66.12	5.394	09:39:05.091
2 -	37.504	24.794	1:02.298	69.80	1.927	09:40:07.389
3 -	36.592	24.240	1:00.832	71.48	0.461	09:41:08.221
4 -	36.645	24.370	1:01.015	71.27	0.644	09:42:09.236
5 -	36.451	24.732	1:01.183	71.07	0.812	09:43:10.419
6 -	36.857	24.056	1:00.913	71.39	0.542	09:44:11.332
7 -	36.160	24.211	1:00.371 (1)	72.03		09:45:11.703
8 -	36.580	24.798	1:01.378	70.84	1.007	09:46:13.081
9 -	36.259	24.509	1:00.768 (2)	71.56	0.397	09:47:13.849
10 -	36.319	24.512	1:00.831 (3)	71.48	0.460	09:48:14.680
11 -	36.654	24.947	1:01.601	70.59	1.230	09:49:16.281
12 -	36.553	24.289	1:00.842	71.47	0.471	09:50:17.123

P27 32 John ASHMEAD			MZ ETZ 250 -			
IDEAL LAP TIME : 1:00.849		BEST LAP TIME : 1:00.861		DIFFERENCE : 0.012		
LAP	SECTOR 1	SECTOR 2	LAP TIME	MPH	DIFF	TIME OF DAY
1 -	36.979	24.602	1:01.581	70.61	0.720	09:38:52.188
2 -	36.839	24.978	1:01.817	70.34	0.956	09:39:54.005
3 -	37.385	24.793	1:02.178	69.93	1.317	09:40:56.183
4 -	36.931	24.534	1:01.465 (3)	70.74	0.604	09:41:57.648
5 -	36.540	24.986	1:01.526	70.67	0.665	09:42:59.174
6 -	37.721	24.594	1:02.315	69.78	1.454	09:44:01.489
7 -	36.727	25.055	1:01.782	70.38	0.921	09:45:03.271
8 -	36.753	24.686	1:01.439 (2)	70.77	0.578	09:46:04.710
9 -	37.215	25.058	1:02.273	69.83	1.412	09:47:06.983
10 -	36.945	24.638	1:01.583	70.61	0.722	09:48:08.566
11 -	36.704	25.281	1:01.985	70.15	1.124	09:49:10.551
12 -	36.315	24.546	1:00.861 (1)	71.45		09:50:11.412

P28 56 Russell TURNER			MZ ETZ 250 -			
IDEAL LAP TIME : 1:02.101		BEST LAP TIME : 1:02.101		DIFFERENCE : 0.000		
LAP	SECTOR 1	SECTOR 2	LAP TIME	MPH	DIFF	TIME OF DAY
1 -	42.492	27.067	1:09.559	62.51	7.458	09:39:14.897
2 -	39.648	25.766	1:05.414	66.47	3.313	09:40:20.311
3 -	38.289	24.926	1:03.215 (3)	68.79	1.114	09:41:23.526
4 -	37.442	25.047	1:02.489 (2)	69.58	0.388	09:42:26.015
5 -	37.322	24.779	1:02.101 (1)	70.02		09:43:28.116
6 -	38.542	25.207	1:03.749	68.21	1.648	09:44:31.865

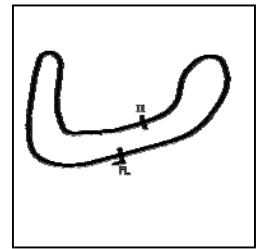
Weather / Track : Cloudy / Dry

Brands Hatch Indy
Circuit Length = 1.2079 miles
Start: 09:37 Flag 09:50 End: 09:51

BMCRC - MRO Championships 2019 - Rnd 9 @ Brands Hatch Indy

BMZRC 250MZs & Blue Haze 2-Stroke GP

QUALIFYING - SECTOR ANALYSIS



SECTOR 1 = FL to I1, SECTOR 2 = I1 to FL, DIFF = Difference To Personal Best Lap, P = Crossed Finish Line in Pit Lane, D = Time Disallowed

P29 5		Garry SAMETT		MZ TS 250 - smallmouse			
IDEAL LAP TIME : 1:02.204		BEST LAP TIME : 1:02.236		DIFFERENCE : 0.032			
LAP	SECTOR 1	SECTOR 2	LAP TIME	MPH	DIFF	TIME OF DAY	
1 -	41.362	25.758	1:07.120	64.78	4.884	09:39:10.946	
2 -	39.365	25.649	1:05.014	66.88	2.778	09:40:15.960	
3 -	38.569	25.456	1:04.025	67.92	1.789	09:41:19.985	
4 -	38.970	25.622	1:04.592	67.32	2.356	09:42:24.577	
5 -	38.034	25.165	1:03.199	68.80	0.963	09:43:27.776	
6 -	38.226	25.288	1:03.514	68.46	1.278	09:44:31.290	
7 -	38.086	25.284	1:03.370	68.62	1.134	09:45:34.660	
8 -	38.881	25.049	1:03.930	68.02	1.694	09:46:38.590	
9 -	37.395	24.856	1:02.251 (2)	69.85	0.015	09:47:40.841	
10 -	37.617	25.434	1:03.051	68.96	0.815	09:48:43.892	
11 -	37.374	24.862	1:02.236 (1)	69.87		09:49:46.128	
12 -	37.668	24.830	1:02.498 (3)	69.57	0.262	09:50:48.626	

P30 41		Gary WILLIAMS		MZ ETZ 250 -			
IDEAL LAP TIME : 1:02.344		BEST LAP TIME : 1:02.350		DIFFERENCE : 0.006			
LAP	SECTOR 1	SECTOR 2	LAP TIME	MPH	DIFF	TIME OF DAY	
1 -	42.237	27.465	1:09.702	62.38	7.352	09:39:15.534	
2 -	40.132	25.549	1:05.681	66.20	3.331	09:40:21.215	
3 -	37.703	25.064	1:02.767	69.28	0.417	09:41:23.982	
4 -	37.300	25.050	1:02.350 (1)	69.74		09:42:26.332	
5 -	37.294	26.568	1:03.862	68.09	1.512	09:43:30.194	
6 -	37.437	25.071	1:02.508 (2)	69.56	0.158	09:44:32.702	
7 -	38.049	25.111	1:03.160	68.85	0.810	09:45:35.862	
8 -	39.006	27.061	1:06.067	65.82	3.717	09:46:41.929	
9 -	37.610	25.222	1:02.832	69.21	0.482	09:47:44.761	
10 -	37.933	25.242	1:03.175	68.83	0.825	09:48:47.936	
11 -	37.568	25.150	1:02.718 (3)	69.33	0.368	09:49:50.654	
12 -	37.736	25.680	1:03.416	68.57	1.066	09:50:54.070	

P31 62 GPF		Ian READ		Suzuki GS385GT TRIPLE - MIMS Racing - Gasket Guru			
IDEAL LAP TIME : 1:04.877		BEST LAP TIME : 1:04.877		DIFFERENCE : 0.000			
LAP	SECTOR 1	SECTOR 2	LAP TIME	MPH	DIFF	TIME OF DAY	
1 -	41.862	27.235	1:09.097	62.93	4.220	09:39:40.200	
2 -	40.134	26.411	1:06.545	65.34	1.668	09:40:46.745	
3 -	39.418	26.414	1:05.832 (3)	66.05	0.955	09:41:52.577	
4 -	39.957	26.423	1:06.380	65.51	1.503	09:42:58.957	
5 -	38.977	25.900	1:04.877 (1)	67.02		09:44:03.834	
6 -	39.050	26.432	1:05.482 (2)	66.40	0.605	09:45:09.316	
7 -	39.197	28.208	1:07.405	64.51	2.528	09:46:16.721	

P32 67 GPF		Mark BAILEY		Yamaha TZR250 - Gforce motorcycles			
IDEAL LAP TIME : 1:04.350		BEST LAP TIME : 1:04.947		DIFFERENCE : 0.597			
LAP	SECTOR 1	SECTOR 2	LAP TIME	MPH	DIFF	TIME OF DAY	
1 -	44.026	28.018	1:12.044	60.36	7.097	09:39:14.381	
2 -	41.746	26.460	1:08.206	63.75	3.259	09:40:22.587	
3 -	40.711	26.212	1:06.923	64.97	1.976	09:41:29.510	
4 -	39.955	25.512	1:05.467 (2)	66.42	0.520	09:42:34.977	
5 -	38.838	26.109	1:04.947 (1)	66.95		09:43:39.924	
6 -	40.028	26.435	1:06.463	65.42	1.516	09:44:46.387	
7 -	40.538	26.062	1:06.600	65.29	1.653	09:45:52.987	
8 -	40.147	25.989	1:06.136	65.75	1.189	09:46:59.123	
9 -	39.806	26.063	1:05.869 (3)	66.01	0.922	09:48:04.992	
10 -	39.890	26.067	1:05.957	65.93	1.010	09:49:10.949	
11 -	39.695	26.258	1:05.953	65.93	1.006	09:50:16.902	

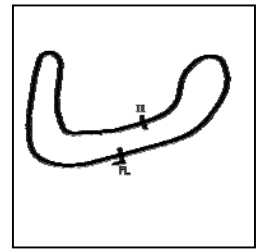
Weather / Track : Cloudy / Dry

Brands Hatch Indy
Circuit Length = 1.2079 miles
Start: 09:37 Flag 09:50 End: 09:51

BMCRC - MRO Championships 2019 - Rnd 9 @ Brands Hatch Indy

BMZRC 250MZs & Blue Haze 2-Stroke GP

QUALIFYING - SECTOR ANALYSIS



SECTOR 1 = FL to I1, SECTOR 2 = I1 to FL, DIFF = Difference To Personal Best Lap, P = Crossed Finish Line in Pit Lane, D = Time Disallowed

P33 93 R Emmanuel BAUMARD			MZ ETZ 250 - Chilton Motors			
IDEAL LAP TIME : 1:05.424		BEST LAP TIME : 1:05.741	DIFFERENCE : 0.317			
LAP	SECTOR 1	SECTOR 2	LAP TIME	MPH	DIFF	TIME OF DAY
1 -	44.482	28.334	1:12.816	59.72	7.075	09:39:18.738
2 -	43.188	28.381	1:11.569	60.76	5.828	09:40:30.307
3 -	41.456	27.444	1:08.900	63.11	3.159	09:41:39.207
4 -	40.623	26.767	1:07.390	64.52	1.649	09:42:46.597
5 -	39.941	26.477	1:06.418	65.47	0.677	09:43:53.015
6 -	40.726	26.463	1:07.189	64.72	1.448	09:45:00.204
7 -	39.948	26.105	1:06.053 (3)	65.83	0.312	09:46:06.257
8 -	39.670	29.296	1:08.966	63.05	3.225	09:47:15.223
9 -	39.812	26.223	1:06.035 (2)	65.85	0.294	09:48:21.258
10 -	39.735	26.497	1:06.232	65.65	0.491	09:49:27.490
11 -	39.319	26.422	1:05.741 (1)	66.14		09:50:33.231

P34 77 R Christopher KILGAR			MZ ETZ 250 - RAF motorsports association			
IDEAL LAP TIME : 1:05.838		BEST LAP TIME : 1:05.888	DIFFERENCE : 0.050			
LAP	SECTOR 1	SECTOR 2	LAP TIME	MPH	DIFF	TIME OF DAY
1 -	41.915	28.080	1:09.995	62.12	4.107	09:39:11.057
2 -	40.815	27.494	1:08.309	63.66	2.421	09:40:19.366
3 -	40.962	27.110	1:08.072	63.88	2.184	09:41:27.438
4 -	40.681	27.581	1:08.262	63.70	2.374	09:42:35.700
5 -	40.185	26.891	1:07.076	64.83	1.188	09:43:42.776
6 -	40.089	26.977	1:07.066	64.84	1.178	09:44:49.842
7 -	39.640	27.807	1:07.447	64.47	1.559	09:45:57.289
8 -	39.281	26.799	1:06.080 (2)	65.80	0.192	09:47:03.369
9 -	40.288	26.700	1:06.988	64.91	1.100	09:48:10.357
10 -	39.944	26.862	1:06.806 (3)	65.09	0.918	09:49:17.163
11 -	39.138	26.750	1:05.888 (1)	65.99		09:50:23.051

P35 94 Alex ROBINSON			MZ 250 -			
IDEAL LAP TIME : 1:06.088		BEST LAP TIME : 1:06.248	DIFFERENCE : 0.160			
LAP	SECTOR 1	SECTOR 2	LAP TIME	MPH	DIFF	TIME OF DAY
1 -	46.070	28.684	1:14.754	58.17	8.506	09:39:35.063
2 -	41.455	28.493	1:09.948	62.16	3.700	09:40:45.011
3 -	42.407	27.703	1:10.110	62.02	3.862	09:41:55.121
4 -	44.642	29.658	1:14.300	58.52	8.052	09:43:09.421
5 -	42.242	28.503	1:10.745	61.46	4.497	09:44:20.166
6 -	41.176	26.348	1:07.524 (3)	64.40	1.276	09:45:27.690
7 -	41.541	26.950	1:08.491	63.49	2.243	09:46:36.181
8 -	40.301	25.947	1:06.248 (1)	65.64		09:47:42.429
9 -	40.355	28.192	1:08.547	63.43	2.299	09:48:50.976
10 -	40.141	26.445	1:06.586 (2)	65.30	0.338	09:49:57.562
11 -	43.396	26.394	1:09.790	62.30	3.542	09:51:07.352

P36 38 Chris PETTET			MZ ETZ 250 -			
IDEAL LAP TIME :		BEST LAP TIME :	DIFFERENCE :			
LAP	SECTOR 1	SECTOR 2	LAP TIME	MPH	DIFF	TIME OF DAY
1 -		IN PIT	1:04.580	P 67.33		09:39:21.695

Weather / Track : Cloudy / Dry

Brands Hatch Indy
Circuit Length = 1.2079 miles
Start: 09:37 Flag 09:50 End: 09:51

BMCRC - MRO Championships 2019 - Rnd 9 @ Brands Hatch Indy

BMZRC 250MZs & Blue Haze 2-Stroke GP

QUALIFYING - BEST SECTORS

SECTOR 1			SECTOR 2			IDEAL / BEST COMPARISON						
POS	NO	NAME	TIME	NO	NAME	TIME	POS	NO	NAME	IDEAL	BEST	DIFF
									PERFECT LAP	51.952		
1	707	SYMON	31.486	707	SYMON	20.466	1	707	SYMON	51.952	51.952	0.000
2	153	MILLS	31.816	153	MILLS	20.823	2	153	MILLS	52.639	52.984	0.345
3	64	ELLIS	32.101	64	ELLIS	21.278	3	64	ELLIS	53.379	53.420	0.041
4	22	BALLERINI	32.520	3	BARRETT	21.558	4	3	BARRETT	54.355	54.355	0.000
5	101	DAVIES	32.779	169	HOGG	21.737	5	22	BALLERINI	54.456	54.636	0.180
6	3	BARRETT	32.797	53	WHITING	21.881	6	101	DAVIES	54.667	55.186	0.519
7	53	WHITING	32.946	101	DAVIES	21.888	7	53	WHITING	54.827	55.003	0.176
8	15	PERKINS	33.026	22	BALLERINI	21.936	8	169	HOGG	55.082	55.318	0.236
9	169	HOGG	33.345	65	MOXON	22.128	9	15	PERKINS	55.216	55.341	0.125
10	65	MOXON	33.473	11	MACHARD	22.150	10	65	MOXON	55.601	55.826	0.225
11	11	MACHARD	33.498	15	PERKINS	22.190	11	11	MACHARD	55.648	55.648	0.000
12	55	TOLAND	34.327	2	BEDFORD	22.890	12	60	GOUGH	57.332	57.529	0.197
13	60	GOUGH	34.396	27	HAYWARD	22.906	13	27	HAYWARD	57.430	57.584	0.154
14	27	HAYWARD	34.524	60	GOUGH	22.936	14	70	BURSCOUGH	57.605	57.615	0.010
15	70	BURSCOUGH	34.623	70	BURSCOUGH	22.982	15	55	TOLAND	57.632	57.893	0.261
16	44	DESSOY	34.650	55	TOLAND	23.305	16	2	BEDFORD	57.635	57.635	0.000
17	75	WOODALL	34.706	75	WOODALL	23.362	17	75	WOODALL	58.068	58.068	0.000
18	85	WALES	34.723	69	MANN	23.494	18	44	DESSOY	58.315	58.390	0.075
19	2	BEDFORD	34.745	71	HICKLING	23.545	19	85	WALES	58.357	58.394	0.037
20	69	MANN	35.090	85	WALES	23.634	20	69	MANN	58.584	58.811	0.227
21	113	NEWMAN	35.216	44	DESSOY	23.665	21	71	HICKLING	58.782	59.361	0.579
22	71	HICKLING	35.237	95	ROGERS	23.669	22	95	ROGERS	58.936	59.016	0.080
23	95	ROGERS	35.267	21	THURTTLE	23.719	23	9	HOWLETT	59.126	59.263	0.137
24	9	HOWLETT	35.386	9	HOWLETT	23.740	24	113	NEWMAN	59.221	59.393	0.172
25	21	THURTTLE	36.110	113	NEWMAN	24.005	25	21	THURTTLE	59.829	59.829	0.000
26	16	CAUGHLIN	36.160	16	CAUGHLIN	24.056	26	16	CAUGHLIN	1:00.216	1:00.371	0.155
27	32	ASHMEAD	36.315	32	ASHMEAD	24.534	27	32	ASHMEAD	1:00.849	1:00.861	0.012
28	41	WILLIAMS	37.294	56	TURNER	24.779	28	56	TURNER	1:02.101	1:02.101	0.000
29	56	TURNER	37.322	5	SAMETT	24.830	29	5	SAMETT	1:02.204	1:02.236	0.032
30	5	SAMETT	37.374	41	WILLIAMS	25.050	30	41	WILLIAMS	1:02.344	1:02.350	0.006
31	67	BAILEY	38.838	67	BAILEY	25.512	31	67	BAILEY	1:04.350	1:04.947	0.597
32	62	READ	38.977	62	READ	25.900	32	62	READ	1:04.877	1:04.877	0.000
33	77	KILGAR	39.138	94	ROBINSON	25.947	33	93	BAUMARD	1:05.424	1:05.741	0.317
34	93	BAUMARD	39.319	93	BAUMARD	26.105	34	77	KILGAR	1:05.838	1:05.888	0.050
35	94	ROBINSON	40.141	77	KILGAR	26.700	35	94	ROBINSON	1:06.088	1:06.248	0.160
36							36	38	PETTET			

Weather / Track : Cloudy / Dry

Results can be found at www.tsl-timing.com

Brands Hatch Indy
 Circuit Length = 1.2079 miles
 Start: 09:37 Flag 09:50 End: 09:51

Printed - 09:58 Saturday, 05 October 2019

BMCRC - MRO Championships 2019 - Rnd 9 @ Brands Hatch Indy

BMZRC 250MZs & Blue Haze 2-Stroke GP

QUALIFYING - STATISTICS

Competitors Started 36
Planned Start 2019-10-05 @ 09:30:00.000
Actual Start 2019-10-05 @ 09:37:25.395
Finish Time 2019-10-05 @ 09:50:06.666
Track Length 1.2079mi.
Total Laps 415
Total Distance Covered 501.2974mi.

Session Fastest Lap History

NO	CL	NAME	LAP TIME	TIME OF DAY	LAP	VEHICLE
85		Andrew WALES	1:00.890	09:38:51.778	1	MZ ETZ 250
153	GP	Patrick MILLS	59.070	09:39:10.555	1	Yamaha TZ250
64	GP	Phil ELLIS	58.154	09:39:54.177	2	Yamaha TZ250B
169	GP	John HOGG	57.318	09:39:54.572	2	Yamaha TZ250
153	GP	Patrick MILLS	54.801	09:40:05.356	2	Yamaha TZ250
153	GP	Patrick MILLS	54.631	09:40:59.985	3	Yamaha TZ250
153	GP	Patrick MILLS	53.692	09:41:53.677	4	Yamaha TZ250
64	GP	Phil ELLIS	53.420	09:42:40.634	5	Yamaha TZ250B
153	GP	Patrick MILLS	53.342	09:43:40.841	6	Yamaha TZ250
707	GPF	Alex SYMON	52.358	09:43:42.442	6	Suzuki RG500
707	GPF	Alex SYMON	51.952	09:46:19.987	9	Suzuki RG500

Flag History

TYPE	TIME OF DAY
GREEN	09:37:25.395
FINISH	09:50:06.666

Flag Statistics

TYPE	COUNT	TOTAL LAPS	TOTAL TIME
Green	1	14	13:44.051
Red	0	0	0.000
Safety Car	0	0	0.000
FCY	0	0	0.000

Weather / Track : Cloudy / Dry

These results are provisional until the conclusion of any judicial and technical matters.

Brands Hatch Indy

Circuit Length = 1.2079 miles

Start: 09:37 Flag 09:50 End: 09:51

Clerk Of Course :		Timekeeper :
-------------------	--	--------------

BMCRC - MRO Championships 2019 - Rnd 9 @ Brands Hatch Indy

BMZRC 250MZs & Blue Haze 2-Stroke GP

QUALIFYING - STATISTICS

CLASS : GP

9 Starters

Fastest Lap History

NO	NAME	LAP TIME	TIME OF DAY	LAP	VEHICLE
64	Phil ELLIS	1:02.746	09:38:56.023	1	Yamaha TZ250B
169	John HOGG	1:01.297	09:38:57.253	1	Yamaha TZ250
153	Patrick MILLS	59.070	09:39:10.555	1	Yamaha TZ250
64	Phil ELLIS	58.154	09:39:54.177	2	Yamaha TZ250B
169	John HOGG	57.318	09:39:54.572	2	Yamaha TZ250
153	Patrick MILLS	54.801	09:40:05.356	2	Yamaha TZ250
153	Patrick MILLS	54.631	09:40:59.985	3	Yamaha TZ250
153	Patrick MILLS	53.692	09:41:53.677	4	Yamaha TZ250
64	Phil ELLIS	53.420	09:42:40.634	5	Yamaha TZ250B
153	Patrick MILLS	53.342	09:43:40.841	6	Yamaha TZ250
153	Patrick MILLS	53.014	09:44:33.854	7	Yamaha TZ250
153	Patrick MILLS	52.984	09:46:22.017	9	Yamaha TZ250

Weather / Track : Cloudy / Dry

These results are provisional until the conclusion of any judicial and technical matters.

Brands Hatch Indy

Circuit Length = 1.2079 miles

Start: 09:37 Flag 09:50 End: 09:51

Clerk Of Course :

Timekeeper :

BMCRC - MRO Championships 2019 - Rnd 9 @ Brands Hatch Indy

BMZRC 250MZs & Blue Haze 2-Stroke GP

QUALIFYING - STATISTICS

CLASS : GPF

12 Starters

Fastest Lap History

NO	NAME	LAP TIME	TIME OF DAY	LAP	VEHICLE
60	Daniel GOUGH	1:01.358	09:38:58.513	1	Yamaha TZR 250
60	Daniel GOUGH	1:00.185	09:39:58.699	2	Yamaha TZR 250
707	Alex SYMON	55.360	09:40:06.510	2	Suzuki RG500
707	Alex SYMON	54.972	09:41:01.481	3	Suzuki RG500
707	Alex SYMON	53.794	09:41:55.275	4	Suzuki RG500
707	Alex SYMON	52.358	09:43:42.442	6	Suzuki RG500
707	Alex SYMON	51.952	09:46:19.987	9	Suzuki RG500

Weather / Track : Cloudy / Dry

These results are provisional until the conclusion of any judicial and technical matters.

Brands Hatch Indy

Circuit Length = 1.2079 miles

Start: 09:37 Flag 09:50 End: 09:51

Clerk Of Course :

Timekeeper :

BMCRC - MRO Championships 2019 - Rnd 9 @ Brands Hatch Indy

BMZRC 250MZs & Blue Haze 2-Stroke GP

QUALIFYING - STATISTICS

CLASS :

13 Starters

Fastest Lap History

NO	NAME	LAP TIME	TIME OF DAY	LAP	VEHICLE
85	Andrew WALES	1:00.890	09:38:51.778	1	MZ ETZ 250
85	Andrew WALES	1:00.046	09:39:51.824	2	MZ ETZ 250
75	Peter WOODALL	59.258	09:39:53.944	2	MZ ETZ 250
44	Robert DESSOY	59.008	09:40:51.943	3	MZ ETZ 250
75	Peter WOODALL	58.549	09:42:51.067	5	MZ ETZ 250
44	Robert DESSOY	58.390	09:45:47.111	8	MZ ETZ 250
75	Peter WOODALL	58.068	09:46:46.762	9	MZ ETZ 250

Weather / Track : Cloudy / Dry

These results are provisional until the conclusion of any judicial and technical matters.

Brands Hatch Indy

Circuit Length = 1.2079 miles

Start: 09:37 Flag 09:50 End: 09:51

Clerk Of Course :

Timekeeper :

BMCRC - MRO Championships 2019 - Rnd 9 @ Brands Hatch Indy

BMZRC 250MZs & Blue Haze 2-Stroke GP

QUALIFYING - STATISTICS

CLASS : R

2 Starters

Fastest Lap History

NO	NAME	LAP TIME	TIME OF DAY	LAP	VEHICLE
77	Christopher KILGAR	1:09.995	09:39:11.094	1	MZ ETZ 250
77	Christopher KILGAR	1:08.309	09:40:19.402	2	MZ ETZ 250
77	Christopher KILGAR	1:08.072	09:41:27.475	3	MZ ETZ 250
93	Emmanuel BAUMARD	1:07.390	09:42:46.634	4	MZ ETZ 250
77	Christopher KILGAR	1:07.076	09:43:42.812	5	MZ ETZ 250
93	Emmanuel BAUMARD	1:06.418	09:43:53.051	5	MZ ETZ 250
93	Emmanuel BAUMARD	1:06.053	09:46:06.294	7	MZ ETZ 250
93	Emmanuel BAUMARD	1:06.035	09:48:21.294	9	MZ ETZ 250
77	Christopher KILGAR	1:05.888	09:50:23.086	11	MZ ETZ 250
93	Emmanuel BAUMARD	1:05.741	09:50:33.269	11	MZ ETZ 250

Weather / Track : Cloudy / Dry

These results are provisional until the conclusion of any judicial and technical matters.

Brands Hatch Indy

Circuit Length = 1.2079 miles

Start: 09:37 Flag 09:50 End: 09:51

Clerk Of Course :

Timekeeper :



BMCRC - MRO Championships 2019 - Rnd 9 @ Brands Hatch Indy

BMZRC 250MZs & Blue Haze 2-Stroke GP

RACE 4 - GRID (10 Laps)

ROW 12	35	17	Roger MARSH	34	67	Mark BAILEY	1:04.947
ROW 11	33	62	Ian READ	32	16	Tom CAUGHLIN	59.829
ROW 10	30	71	Richard HICKLING	29	55	Paul TOLAND	57.635
ROW 9	27	70	Andrew BURSCOUGH	26	27	Richard HAYWARD	57.529
ROW 8	24	65	Andrew MOXON	23	11	Gael MACHARD	55.341
ROW 7	21	169	John HOGG	20	101	Andrew DAVIES	55.003
ROW 6	18	22	Rik BALLERINI	17	3	Tom BARRETT	53.420
ROW 5	15	153	Patrick MILLS	14	707	Alex SYMON	51.952
ROW 4	12	94	Alex ROBINSON	11	41	Gary WILLIAMS	1:02.236
ROW 3	9	56	Russell TURNER	8	32	John ASHMEAD	59.393
ROW 2	6	9	Gary HOWLETT	5	95	Christopher ROGERS	58.811
ROW 1	3	85	Andrew WALES	2	44	Robert DESSOY	58.068
				1	75	Peter WOODALL	Pole

Brands Hatch Indy
 Circuit Length = 1.2079 miles

These results are provisional until the conclusion of any judicial and technical matters.

Clerk Of Course :	Steward :	Timekeeper :
-------------------	-----------	--------------

Results can be found at www.tsl-timing.com

Printed - 09:56 Saturday, 05 October 2019





BMCRC - MRO Championships 2019 - Rnd 9 @ Brands Hatch Indy

BMZRC 250MZs & Blue Haze 2-Stroke GP

RACE 4 - CLASSIFICATION

POS	NO	CL	PIC NAME	ENTRY	LAPS	TIME	GAP	DIFF	MPH	BEST	ON
1	707	GPF	1 Alex SYMON	Suzuki RG500 - MCW	9	8:42.416			74.91	51.947	9
2	153	GP	1 Patrick MILLS	Yamaha TZ250 - Clague Architects	9	8:48.220	5.804	5.804	74.09	52.837	4
3	75		1 Peter WOODALL	MZ ETZ 250 - Core Projects Ltd	9	8:53.649	11.233	5.429	73.33	58.022	5
4	95		2 Christopher ROGERS	MZ ETZ 250 - CB Racing	9	8:56.567	14.151	2.918	72.94	58.180	5
5	22	GP	2 Rik BALLERINI	Yamaha SPONDON TZ250 - SCLS LTD, GECKO R	9	8:57.854	15.438	1.287	72.76	53.318	4
6	101	GP	3 Andrew DAVIES	Yamaha TZ 250 - GIBSON EXHAUSTS	9	8:58.000	15.584	0.146	72.74	53.524	8
7	69		3 Alexander MANN	MZ ETZ 250 - HS RACING	9	8:58.145	15.729	0.145	72.72	58.115	2
8	64	GP	4 Phil ELLIS	Yamaha TZ250B -	9	9:00.344	17.928	2.199	72.43	53.206	4
9	3	GP	5 Tom BARRETT	Honda RS250 - Aspire Classic Restoration	9	9:02.279	19.863	1.935	72.17	54.104	2
10	169	GP	6 John HOGG	Yamaha TZ250 -	9	9:08.495	26.079	6.216	71.35	54.455	3
11	113		4 Liam NEWMAN	MZ ETZ 250 - Team newman racing	9	9:10.806	28.390	2.311	71.05	59.658	5
12	9		5 Gary HOWLETT	MZ ETZ 250 - HS Racing	9	9:10.870	28.454	0.064	71.04	59.998	3
13	85		6 Andrew WALES	MZ ETZ 250 - Illuminated Design LTD	8	7:57.693	1 Lap	1 Lap	72.82	57.921	5
14	32		7 John ASHMEAD	MZ ETZ 250 -	8	8:15.579	1 Lap	17.886	70.19	1:00.163	6
15	15	GPF	2 Billy PERKINS	Yamaha TZR 250 - T.w fuggle & son / Windsor food	8	8:16.513	1 Lap	0.934	70.06	55.349	3
16	65	GPF	3 Andrew MOXON	Aprilia RS 250 - Suzanne Moxon	8	8:17.992	1 Lap	1.479	69.85	55.233	6
17	11	GPF	4 Gael MACHARD	Aprilia RS250 -	8	8:18.157	1 Lap	0.165	69.83	55.199	8
18	70	GPF	5 Andrew BURSCOUGH	Yamaha YPVS 350 - Apollo Tuning	8	8:24.186	1 Lap	6.029	68.99	56.259	2
19	41		8 Gary WILLIAMS	MZ ETZ 250 -	8	8:26.298	1 Lap	2.112	68.71	1:01.898	3
20	56		9 Russell TURNER	MZ ETZ 250 -	8	8:26.359	1 Lap	0.061	68.70	1:01.230	5
21	2	GP	7 Nick BEDFORD	Yamaha TZ350 - Banx Race Paint	8	8:26.503	1 Lap	0.144	68.68	56.348	4
22	27	GPF	6 Richard HAYWARD	Yamaha TZR - Gforce Motorcycles	8	8:27.257	1 Lap	0.754	68.58	56.590	3
23	60	GPF	7 Daniel GOUGH	Yamaha TZR 250 - G Force Motorcycles	8	8:28.900	1 Lap	1.643	68.36	56.915	6
24	55	GPF	8 Paul TOLAND	Yamaha 350 -	8	8:33.282	1 Lap	4.382	67.77	57.534	3
25	38		10 Chris PETTET	MZ ETZ 250 -	8	8:41.972	1 Lap	8.690	66.64	1:03.476	2
26	71	GPF	9 Richard HICKLING	Aprilia RS 125 - All the Pickles	8	8:46.857	1 Lap	4.885	66.03	58.882	8
27	77		11 Christopher KILGAR	MZ ETZ 250 - RAF motorsports association	8	8:59.636	1 Lap	12.779	64.46	1:06.111	6
28	16	GPF	10 Tom CAUGHLIN	Honda NSR MC21 -	8	8:59.952	1 Lap	0.316	64.42	1:00.615	8
29	93	R	1 Emmanuel BAUMARD	MZ ETZ 250 - Chilton Motors	8	9:00.807	1 Lap	0.855	64.32	1:04.876	5

NOT CLASSIFIED

DNF	21	GP	Stuart THURTLÉ	Honda RS250R NX5 - TeamTortoise	7	7:59.172	2 Laps	1 Lap	63.52	1:00.655	7
DNF	67	GPF	Mark BAILEY	Yamaha TZR250 - Gforce motorcycles	7	8:16.379	2 Laps	17.207	61.32	1:02.539	7
DNF	44		Robert DESSOY	MZ ETZ 250 - Eastern Garage Racing	6	5:57.740	3 Laps	1 Lap	72.93	58.034	2
DNF	53	GP	Mark WHITING	Yamaha TZ250 - Mark whiting	6	6:09.653	3 Laps	11.913	70.58	53.071	6
DNF	5		Garry SAMETT	MZ TS 250 - smallmouse	4	4:21.196	5 Laps	2 Laps	66.59	1:02.880	4
DNF	62	GPF	Ian READ	Suzuki GS385GT TRIPLE - MIMS Racing - Gasket t	2	2:58.103	7 Laps	2 Laps	48.83	1:03.800	2

FASTEST LAP

707	GPF	Alex SYMON	Suzuki RG500 - MCW	9	51.947	83.71 mph	134.72 kph
153	GP	Patrick MILLS	Yamaha TZ250 - Clague Architects	4	52.837	82.30 mph	132.45 kph
85		Andrew WALES	MZ ETZ 250 - Illuminated Design LTD	5	57.921	75.07 mph	120.82 kph
93	R	Emmanuel BAUMARD	MZ ETZ 250 - Chilton Motors	5	1:04.876	67.02 mph	107.87 kph

Brands Hatch Indy
Circuit Length = 1.2079 miles
Start: 12:32 Flag 12:41 End: 12:43

Weather / Track : Cloudy / Dry

These results are provisional until the conclusion of any judicial and technical matters.

Clerk Of Course :	Steward :	Timekeeper :
-------------------	-----------	--------------

Results can be found at www.tsl-timing.com

Printed - 12:46 Saturday, 05 October 2019





BMCRC - MRO Championships 2019 - Rnd 9 @ Brands Hatch Indy

BMZRC 250MZs & Blue Haze 2-Stroke GP

RACE 4 - CLASSIFICATION



Class GPF - 92.5% of Race Speed = 69.29 mph

Class GP - 92.5% of Race Speed = 68.53 mph

Class - 92.5% of Race Speed = 67.83 mph

Class R - 92.5% of Race Speed = 59.49 mph

Weather / Track : Cloudy / Dry

These results are provisional until the conclusion of any judicial and technical matters.

Brands Hatch Indy

Circuit Length = 1.2079 miles

Start: 12:32 Flag 12:41 End: 12:43

Clerk Of Course :	Steward :	Timekeeper :
-------------------	-----------	--------------

Results can be found at www.tsl-timing.com

Page 2 of 0

Printed - 12:46 Saturday, 05 October 2019





BMCRC - MRO Championships 2019 - Rnd 9 @ Brands Hatch Indy

BMZRC 250MZs

RACE 4 - CLASSIFICATION

POS	NO	CL	PIC NAME	ENTRY	LAPS	TIME	GAP	DIFF	MPH	BEST	ON
1	75		1 Peter WOODALL	MZ ETZ 250 - Core Projects Ltd	9	8:53.649			73.33	58.022	5
2	95		2 Christopher ROGERS	MZ ETZ 250 - CB Racing	9	8:56.567	2.918	2.918	72.94	58.180	5
3	69		3 Alexander MANN	MZ ETZ 250 - HS RACING	9	8:58.145	4.496	1.578	72.72	58.115	2
4	113		4 Liam NEWMAN	MZ ETZ 250 - Team newman racing	9	9:10.806	17.157	12.661	71.05	59.658	5
5	9		5 Gary HOWLETT	MZ ETZ 250 - HS Racing	9	9:10.870	17.221	0.064	71.04	59.998	3
6	85		6 Andrew WALES	MZ ETZ 250 - Illuminated Design LTD	8	7:57.693	1 Lap	1 Lap	72.82	57.921	5
7	32		7 John ASHMEAD	MZ ETZ 250 -	8	8:15.579	1 Lap	17.886	70.19	1:00.163	6
8	41		8 Gary WILLIAMS	MZ ETZ 250 -	8	8:26.298	1 Lap	10.719	68.71	1:01.898	3
9	56		9 Russell TURNER	MZ ETZ 250 -	8	8:26.359	1 Lap	0.061	68.70	1:01.230	5
10	38		10 Chris PETTET	MZ ETZ 250 -	8	8:41.972	1 Lap	15.613	66.64	1:03.476	2
11	77		11 Christopher KILGAR	MZ ETZ 250 - RAF motorsports association	8	8:59.636	1 Lap	17.664	64.46	1:06.111	6
12	93	R	1 Emmanuel BAUMARD	MZ ETZ 250 - Chilton Motors	8	9:00.807	1 Lap	1.171	64.32	1:04.876	5

NOT CLASSIFIED

DNF	44		Robert DESSOY	MZ ETZ 250 - Eastern Garage Racing	6	5:57.740	3 Laps	2 Laps	72.93	58.034	2
DNF	5		Garry SAMETT	MZ TS 250 - smallmouse	4	4:21.196	5 Laps	2 Laps	66.59	1:02.880	4

FASTEST LAP

	85		Andrew WALES	MZ ETZ 250 - Illuminated Design LTD	5	57.921			75.07 mph	120.82 kph	
	93	R	Emmanuel BAUMARD	MZ ETZ 250 - Chilton Motors	5	1:04.876			67.02 mph	107.87 kph	

Class - 92.5% of Race Speed = 67.83 mph
Class R - 92.5% of Race Speed = 59.49 mph

Brands Hatch Indy
Circuit Length = 1.2079 miles
Start: 12:32 Flag 12:41 End: 12:43

Weather / Track : Cloudy / Dry
These results are provisional until the conclusion of any judicial and technical matters.

Clerk Of Course :	Steward :	Timekeeper :
-------------------	-----------	--------------

Results can be found at www.tsl-timing.com

Printed - 12:47 Saturday, 05 October 2019





BMCRC - MRO Championships 2019 - Rnd 9 @ Brands Hatch Indy

Blue Haze 2-Stroke GP

RACE 4 - CLASSIFICATION

POS	NO	CL	PIC NAME	ENTRY	LAPS	TIME	GAP	DIFF	MPH	BEST	ON
1	707	GPF	1 Alex SYMON	Suzuki RG500 - MCW	9	8:42.416			74.91	51.947	9
2	153	GP	1 Patrick MILLS	Yamaha TZ250 - Clague Architects	9	8:48.220	5.804	5.804	74.09	52.837	4
3	22	GP	2 Rik BALLERINI	Yamaha SPONDON TZ250 - SCLS LTD, GECKO R	9	8:57.854	15.438	9.634	72.76	53.318	4
4	101	GP	3 Andrew DAVIES	Yamaha TZ 250 - GIBSON EXHAUSTS	9	8:58.000	15.584	0.146	72.74	53.524	8
5	64	GP	4 Phil ELLIS	Yamaha TZ250B -	9	9:00.344	17.928	2.344	72.43	53.206	4
6	3	GP	5 Tom BARRETT	Honda RS250 - Aspire Classic Restoration	9	9:02.279	19.863	1.935	72.17	54.104	2
7	169	GP	6 John HOGG	Yamaha TZ250 -	9	9:08.495	26.079	6.216	71.35	54.455	3
8	15	GPF	2 Billy PERKINS	Yamaha TZR 250 - T.w fuggle & son / Windsor food	8	8:16.513	1 Lap	1 Lap	70.06	55.349	3
9	65	GPF	3 Andrew MOXON	Aprilia RS 250 - Suzanne Moxon	8	8:17.992	1 Lap	1.479	69.85	55.233	6
10	11	GPF	4 Gael MACHARD	Aprilia RS250 -	8	8:18.157	1 Lap	0.165	69.83	55.199	8
11	70	GPF	5 Andrew BURSCOUGH	Yamaha YPVS 350 - Apollo Tuning	8	8:24.186	1 Lap	6.029	68.99	56.259	2
12	2	GP	7 Nick BEDFORD	Yamaha TZ350 - Banx Race Paint	8	8:26.503	1 Lap	2.317	68.68	56.348	4
13	27	GPF	6 Richard HAYWARD	Yamaha TZR - Gforce Motorcycles	8	8:27.257	1 Lap	0.754	68.58	56.590	3
14	60	GPF	7 Daniel GOUGH	Yamaha TZR 250 - G Force Motorcycles	8	8:28.900	1 Lap	1.643	68.36	56.915	6
15	55	GPF	8 Paul TOLAND	Yamaha 350 -	8	8:33.282	1 Lap	4.382	67.77	57.534	3
16	71	GPF	9 Richard HICKLING	Aprilia RS 125 - All the Pickles	8	8:46.857	1 Lap	13.575	66.03	58.882	8
17	16	GPF	10 Tom CAUGHLIN	Honda NSR MC21 -	8	8:59.952	1 Lap	13.095	64.42	1:00.615	8

NOT CLASSIFIED

DNF	21	GP	Stuart THURTLIE	Honda RS250R NX5 - TeamTortoise	7	7:59.172	2 Laps	1 Lap	63.52	1:00.655	7
DNF	67	GPF	Mark BAILEY	Yamaha TZR250 - Gforce motorcycles	7	8:16.379	2 Laps	17.207	61.32	1:02.539	7
DNF	53	GP	Mark WHITING	Yamaha TZ250 - Mark whiting	6	6:09.653	3 Laps	1 Lap	70.58	53.071	6
DNF	62	GPF	Ian READ	Suzuki GS385GT TRIPLE - MIMS Racing - Gasket	2	2:58.103	7 Laps	4 Laps	48.83	1:03.800	2

FASTEST LAP

707	GPF	Alex SYMON	Suzuki RG500 - MCW	9	51.947	83.71 mph	134.72 kph
153	GP	Patrick MILLS	Yamaha TZ250 - Clague Architects	4	52.837	82.30 mph	132.45 kph

Class GPF - 92.5% of Race Speed = 69.29 mph

Class GP - 92.5% of Race Speed = 68.53 mph

Brands Hatch Indy
Circuit Length = 1.2079 miles
Start: 12:32 Flag 12:41 End: 12:43

Weather / Track : Cloudy / Dry

These results are provisional until the conclusion of any judicial and technical matters.

Clerk Of Course :	Steward :	Timekeeper :
-------------------	-----------	--------------

Results can be found at www.tsl-timing.com

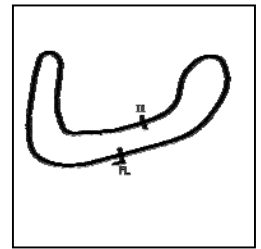
Printed - 12:48 Saturday, 05 October 2019



BMCRC - MRO Championships 2019 - Rnd 9 @ Brands Hatch Indy

BMZRC 250MZs & Blue Haze 2-Stroke GP

RACE 4 - SECTOR ANALYSIS



SECTOR 1 = FL to I1, SECTOR 2 = I1 to FL, DIFF = Difference To Personal Best Lap, P = Crossed Finish Line in Pit Lane, D = Time Disallowed

P1 707 GPF Alex SYMON			Suzuki RG500 - MCW			
IDEAL LAP TIME : 51.807		BEST LAP TIME : 51.947		DIFFERENCE : 0.140		
LAP	SECTOR 1	SECTOR 2	LAP TIME	MPH	DIFF	TIME OF DAY
1 -		21.606	1:41.547	42.82	49.600	12:34:01.256
2 -	32.704	21.172	53.876	80.71	1.929	12:34:55.132
3 -	32.086	21.535	53.621	81.09	1.674	12:35:48.753
4 -	31.681	20.976	52.657	82.58	0.710	12:36:41.410
5 -	31.732	20.538	52.270	83.19	0.323	12:37:33.680
6 -	31.483	20.957	52.440	82.92	0.493	12:38:26.120
7 -	31.525	20.554	52.079 (3)	83.50	0.132	12:39:18.199
8 -	31.269	20.710	51.979 (2)	83.66	0.032	12:40:10.178
9 -	31.355	20.592	51.947 (1)	83.71		12:41:02.125

P2 153 GP Patrick MILLS			Yamaha TZ250 - Clague Architects			
IDEAL LAP TIME : 52.626		BEST LAP TIME : 52.837		DIFFERENCE : 0.211		
LAP	SECTOR 1	SECTOR 2	LAP TIME	MPH	DIFF	TIME OF DAY
1 -		21.593	1:42.543	42.40	49.706	12:34:02.252
2 -	32.757	21.410	54.167	80.28	1.330	12:34:56.419
3 -	31.907	21.368	53.275	81.62	0.438	12:35:49.694
4 -	31.749	21.088	52.837 (1)	82.30		12:36:42.531
5 -	31.974	21.153	53.127	81.85	0.290	12:37:35.658
6 -	31.934	21.026	52.960 (2)	82.11	0.123	12:38:28.618
7 -	32.005	20.955	52.960 (2)	82.11	0.123	12:39:21.578
8 -	31.879	21.276	53.155	81.80	0.318	12:40:14.733
9 -	32.319	20.877	53.196	81.74	0.359	12:41:07.929

P3 75 Peter WOODALL			MZ ETZ 250 - Core Projects Ltd			
IDEAL LAP TIME : 58.009		BEST LAP TIME : 58.022		DIFFERENCE : 0.013		
LAP	SECTOR 1	SECTOR 2	LAP TIME	MPH	DIFF	TIME OF DAY
1 -			1:05.594	66.29	7.572	12:33:25.303
2 -	34.836	23.608	58.444 (3)	74.40	0.422	12:34:23.747
3 -	34.643	23.616	58.259 (2)	74.64	0.237	12:35:22.006
4 -	34.852	23.930	58.782	73.97	0.760	12:36:20.788
5 -	34.486	23.536	58.022 (1)	74.94		12:37:18.810
6 -	34.627	23.902	58.529	74.29	0.507	12:38:17.339
7 -	35.380	23.523	58.903	73.82	0.881	12:39:16.242
8 -	35.089	23.535	58.624	74.17	0.602	12:40:14.866
9 -	34.920	23.572	58.492	74.34	0.470	12:41:13.358

P4 95 Christopher ROGERS			MZ ETZ 250 - CB Racing			
IDEAL LAP TIME : 58.076		BEST LAP TIME : 58.180		DIFFERENCE : 0.104		
LAP	SECTOR 1	SECTOR 2	LAP TIME	MPH	DIFF	TIME OF DAY
1 -			1:06.377	65.51	8.197	12:33:26.086
2 -	34.986	23.248	58.234 (2)	74.67	0.054	12:34:24.320
3 -	34.828	23.790	58.618	74.18	0.438	12:35:22.938
4 -	34.923	23.535	58.458 (3)	74.38	0.278	12:36:21.396
5 -	34.885	23.295	58.180 (1)	74.74		12:37:19.576
6 -	35.201	23.268	58.469	74.37	0.289	12:38:18.045
7 -	35.587	24.332	59.919	72.57	1.739	12:39:17.964
8 -	35.974	23.379	59.353	73.26	1.173	12:40:17.317
9 -	35.144	23.815	58.959	73.75	0.779	12:41:16.276

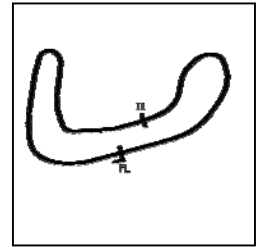
Weather / Track : Cloudy / Dry

Brands Hatch Indy
Circuit Length = 1.2079 miles
Start: 12:32 Flag 12:41 End: 12:43

BMCRC - MRO Championships 2019 - Rnd 9 @ Brands Hatch Indy

BMZRC 250MZs & Blue Haze 2-Stroke GP

RACE 4 - SECTOR ANALYSIS



SECTOR 1 = FL to I1, SECTOR 2 = I1 to FL, DIFF = Difference To Personal Best Lap, P = Crossed Finish Line in Pit Lane, D = Time Disallowed

P5 22 GP Rik BALLERINI		Yamaha SPONDON TZ250 - SCLS LTD, GECKO RACING, DY				
IDEAL LAP TIME : 53.271		BEST LAP TIME : 53.318		DIFFERENCE : 0.047		
LAP	SECTOR 1	SECTOR 2	LAP TIME	MPH	DIFF	TIME OF DAY
1 -		21.971	1:42.989	42.22	49.671	12:34:02.698
2 -	32.433	21.428	53.861	80.73	0.543	12:34:56.559
3 -	32.319	21.351	53.670 (3)	81.02	0.352	12:35:50.229
4 -	31.920	21.398	53.318 (1)	81.55		12:36:43.547
5 -	33.805	21.369	55.174	78.81	1.856	12:37:38.721
6 -	32.063	21.531	53.594 (2)	81.13	0.276	12:38:32.315
7 -	33.279	22.024	55.303	78.63	1.985	12:39:27.618
8 -	32.761	21.814	54.575	79.68	1.257	12:40:22.193
9 -	32.594	22.776	55.370	78.53	2.052	12:41:17.563

P6 101 GP Andrew DAVIES		Yamaha TZ 250 - GIBSON EXHAUSTS				
IDEAL LAP TIME : 53.490		BEST LAP TIME : 53.524		DIFFERENCE : 0.034		
LAP	SECTOR 1	SECTOR 2	LAP TIME	MPH	DIFF	TIME OF DAY
1 -		21.990	1:43.713	41.92	50.189	12:34:03.422
2 -	32.800	21.928	54.728	79.45	1.204	12:34:58.150
3 -	32.575	21.882	54.457	79.85	0.933	12:35:52.607
4 -	32.453	21.456	53.909 (3)	80.66	0.385	12:36:46.516
5 -	32.831	21.451	54.282	80.11	0.758	12:37:40.798
6 -	32.224	21.376	53.600 (2)	81.13	0.076	12:38:34.398
7 -	33.303	21.587	54.890	79.22	1.366	12:39:29.288
8 -	32.114	21.410	53.524 (1)	81.24		12:40:22.812
9 -	32.304	22.593	54.897	79.21	1.373	12:41:17.709

P7 69 Alexander MANN		MZ ETZ 250 - HS RACING				
IDEAL LAP TIME : 57.980		BEST LAP TIME : 58.115		DIFFERENCE : 0.135		
LAP	SECTOR 1	SECTOR 2	LAP TIME	MPH	DIFF	TIME OF DAY
1 -			1:06.071	65.81	7.956	12:33:25.780
2 -	34.778	23.337	58.115 (1)	74.82		12:34:23.895
3 -	35.033	23.335	58.368 (3)	74.50	0.253	12:35:22.263
4 -	35.401	23.456	58.857	73.88	0.742	12:36:21.120
5 -	34.999	23.202	58.201 (2)	74.71	0.086	12:37:19.321
6 -	35.148	23.314	58.462	74.38	0.347	12:38:17.783
7 -	36.391	23.975	1:00.366	72.03	2.251	12:39:18.149
8 -	35.916	23.583	59.499	73.08	1.384	12:40:17.648
9 -	35.425	24.781	1:00.206	72.22	2.091	12:41:17.854

P8 64 GP Phil ELLIS		Yamaha TZ250B -				
IDEAL LAP TIME : 53.068		BEST LAP TIME : 53.206		DIFFERENCE : 0.138		
LAP	SECTOR 1	SECTOR 2	LAP TIME	MPH	DIFF	TIME OF DAY
1 -		21.778	1:42.306	42.50	49.100	12:34:02.015
2 -	32.415	21.661	54.076 (2)	80.41	0.870	12:34:56.091
3 -	33.152	21.304	54.456	79.85	1.250	12:35:50.547
4 -	31.842	21.364	53.206 (1)	81.73		12:36:43.753
5 -	32.872	21.563	54.435	79.88	1.229	12:37:38.188
6 -	33.058	21.226	54.284 (3)	80.10	1.078	12:38:32.472
7 -	33.410	21.937	55.347	78.56	2.141	12:39:27.819
8 -	33.076	21.617	54.693	79.50	1.487	12:40:22.512
9 -	32.725	24.816	57.541	75.57	4.335	12:41:20.053

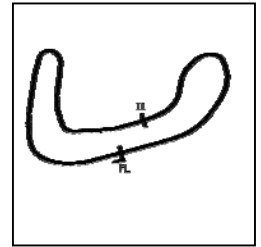
Weather / Track : Cloudy / Dry

Brands Hatch Indy
Circuit Length = 1.2079 miles
Start: 12:32 Flag 12:41 End: 12:43

BMCRC - MRO Championships 2019 - Rnd 9 @ Brands Hatch Indy

BMZRC 250MZs & Blue Haze 2-Stroke GP

RACE 4 - SECTOR ANALYSIS



SECTOR 1 = FL to I1, SECTOR 2 = I1 to FL, DIFF = Difference To Personal Best Lap, P = Crossed Finish Line in Pit Lane, D = Time Disallowed

P9 3 GP Tom BARRETT		Honda RS250 - Aspire Classic Restoration				
IDEAL LAP TIME : 53.669		BEST LAP TIME : 54.104		DIFFERENCE : 0.435		
LAP	SECTOR 1	SECTOR 2	LAP TIME	MPH	DIFF	TIME OF DAY
1 -		22.269	1:44.504	41.61	50.400	12:34:04.213
2 -	32.735	21.369	54.104 (1)	80.37		12:34:58.317
3 -	32.622	21.807	54.429	79.89	0.325	12:35:52.746
4 -	33.056	22.170	55.226	78.74	1.122	12:36:47.972
5 -	32.585	21.541	54.126 (2)	80.34	0.022	12:37:42.098
6 -	34.274	22.290	56.564	76.87	2.460	12:38:38.662
7 -	32.300	21.872	54.172 (3)	80.27	0.068	12:39:32.834
8 -	32.710	21.648	54.358	79.99	0.254	12:40:27.192
9 -	32.755	22.041	54.796	79.35	0.692	12:41:21.988

P10 169 GP John HOGG		Yamaha TZ250 -				
IDEAL LAP TIME : 54.455		BEST LAP TIME : 54.455		DIFFERENCE : 0.000		
LAP	SECTOR 1	SECTOR 2	LAP TIME	MPH	DIFF	TIME OF DAY
1 -		22.452	1:44.996	41.41	50.541	12:34:04.705
2 -	33.030	22.094	55.124 (3)	78.88	0.669	12:34:59.829
3 -	32.733	21.722	54.455 (1)	79.85		12:35:54.284
4 -	33.206	22.750	55.956	77.71	1.501	12:36:50.240
5 -	33.014	22.175	55.189	78.79	0.734	12:37:45.429
6 -	32.966	21.890	54.856 (2)	79.27	0.401	12:38:40.285
7 -	33.041	22.253	55.294	78.64	0.839	12:39:35.579
8 -	34.166	22.757	56.923	76.39	2.468	12:40:32.502
9 -	33.063	22.639	55.702	78.06	1.247	12:41:28.204

P11 113 Liam NEWMAN		MZ ETZ 250 - Team newman racing				
IDEAL LAP TIME : 59.630		BEST LAP TIME : 59.658		DIFFERENCE : 0.028		
LAP	SECTOR 1	SECTOR 2	LAP TIME	MPH	DIFF	TIME OF DAY
1 -			1:07.281	64.63	7.623	12:33:26.990
2 -	35.830	24.132	59.962 (2)	72.52	0.304	12:34:26.952
3 -	35.630	24.592	1:00.222	72.20	0.564	12:35:27.174
4 -	35.749	24.527	1:00.276	72.14	0.618	12:36:27.450
5 -	35.498	24.160	59.658 (1)	72.89		12:37:27.108
6 -	38.049	24.562	1:02.611	69.45	2.953	12:38:29.719
7 -	36.073	24.296	1:00.369	72.03	0.711	12:39:30.088
8 -	35.839	24.228	1:00.067 (3)	72.39	0.409	12:40:30.155
9 -	35.691	24.669	1:00.360	72.04	0.702	12:41:30.515

P12 9 Gary HOWLETT		MZ ETZ 250 - HS Racing				
IDEAL LAP TIME : 59.748		BEST LAP TIME : 59.998		DIFFERENCE : 0.250		
LAP	SECTOR 1	SECTOR 2	LAP TIME	MPH	DIFF	TIME OF DAY
1 -			1:07.926	64.01	7.928	12:33:27.635
2 -	36.265	24.090	1:00.355	72.05	0.357	12:34:27.990
3 -	36.125	23.873	59.998 (1)	72.47		12:35:27.988
4 -	36.499	24.035	1:00.534	71.83	0.536	12:36:28.522
5 -	36.379	23.813	1:00.192 (3)	72.24	0.194	12:37:28.714
6 -	36.698	24.676	1:01.374	70.85	1.376	12:38:30.088
7 -	36.397	23.796	1:00.193	72.24	0.195	12:39:30.281
8 -	36.020	23.982	1:00.002 (2)	72.47	0.004	12:40:30.283
9 -	35.952	24.344	1:00.296	72.12	0.298	12:41:30.579

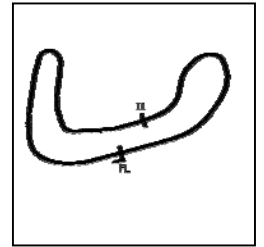
Weather / Track : Cloudy / Dry

Brands Hatch Indy
Circuit Length = 1.2079 miles
Start: 12:32 Flag 12:41 End: 12:43

BMCRC - MRO Championships 2019 - Rnd 9 @ Brands Hatch Indy

BMZRC 250MZs & Blue Haze 2-Stroke GP

RACE 4 - SECTOR ANALYSIS



SECTOR 1 = FL to I1, SECTOR 2 = I1 to FL, DIFF = Difference To Personal Best Lap, P = Crossed Finish Line in Pit Lane, D = Time Disallowed

P13 85		Andrew WALES		MZ ETZ 250 - Illuminated Design LTD		
IDEAL LAP TIME : 57.704		BEST LAP TIME : 57.921		DIFFERENCE : 0.217		
LAP	SECTOR 1	SECTOR 2	LAP TIME	MPH	DIFF	TIME OF DAY
1 -			1:05.668	66.22	7.747	12:33:25.377
2 -	34.922	23.508	58.430	74.42	0.509	12:34:23.807
3 -	34.508	23.723	58.231 (2)	74.67	0.310	12:35:22.038
4 -	35.144	23.941	59.085	73.59	1.164	12:36:21.123
5 -	34.725	23.196	57.921 (1)	75.07		12:37:19.044
6 -	34.798	23.529	58.327 (3)	74.55	0.406	12:38:17.371
7 -	36.377	24.369	1:00.746	71.58	2.825	12:39:18.117
8 -	35.212	24.073	59.285	73.35	1.364	12:40:17.402

P14 32		John ASHMEAD		MZ ETZ 250 -		
IDEAL LAP TIME : 59.960		BEST LAP TIME : 1:00.163		DIFFERENCE : 0.203		
LAP	SECTOR 1	SECTOR 2	LAP TIME	MPH	DIFF	TIME OF DAY
1 -			1:09.091	62.93	8.928	12:33:28.800
2 -	36.361	24.258	1:00.619 (2)	71.73	0.456	12:34:29.419
3 -	36.264	24.662	1:00.926	71.37	0.763	12:35:30.345
4 -	36.337	24.981	1:01.318	70.91	1.155	12:36:31.663
5 -	36.268	24.527	1:00.795	71.52	0.632	12:37:32.458
6 -	35.774	24.389	1:00.163 (1)	72.28		12:38:32.621
7 -	36.765	25.144	1:01.909	70.24	1.746	12:39:34.530
8 -	36.367	24.391	1:00.758 (3)	71.57	0.595	12:40:35.288

P15 15 GPF		Billy PERKINS		Yamaha TZR 250 - T.w fuggle & son / Windsor food machinery		
IDEAL LAP TIME : 55.046		BEST LAP TIME : 55.349		DIFFERENCE : 0.303		
LAP	SECTOR 1	SECTOR 2	LAP TIME	MPH	DIFF	TIME OF DAY
1 -		22.424	1:44.549	41.59	49.200	12:34:04.258
2 -	33.326	22.121	55.447 (3)	78.42	0.098	12:34:59.705
3 -	32.925	22.424	55.349 (1)	78.56		12:35:55.054
4 -	33.297	23.302	56.599	76.83	1.250	12:36:51.653
5 -	33.150	22.389	55.539	78.29	0.190	12:37:47.192
6 -	32.964	22.405	55.369 (2)	78.53	0.020	12:38:42.561
7 -	34.388	22.761	57.149	76.09	1.800	12:39:39.710
8 -	33.203	23.309	56.512	76.95	1.163	12:40:36.222

P16 65 GPF		Andrew MOXON		Aprilia RS 250 - Suzanne Moxon		
IDEAL LAP TIME : 55.233		BEST LAP TIME : 55.233		DIFFERENCE : 0.000		
LAP	SECTOR 1	SECTOR 2	LAP TIME	MPH	DIFF	TIME OF DAY
1 -		22.391	1:46.234	40.93	51.001	12:34:05.943
2 -	33.511	22.247	55.758 (3)	77.99	0.525	12:35:01.701
3 -	33.694	22.514	56.208	77.36	0.975	12:35:57.909
4 -	33.694	22.391	56.085	77.53	0.852	12:36:53.994
5 -	34.088	22.263	56.351	77.16	1.118	12:37:50.345
6 -	33.141	22.092	55.233 (1)	78.73		12:38:45.578
7 -	33.576	22.950	56.526	76.93	1.293	12:39:42.104
8 -	33.446	22.151	55.597 (2)	78.21	0.364	12:40:37.701

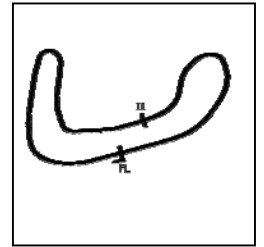
Weather / Track : Cloudy / Dry

Brands Hatch Indy
Circuit Length = 1.2079 miles
Start: 12:32 Flag 12:41 End: 12:43

BMCRC - MRO Championships 2019 - Rnd 9 @ Brands Hatch Indy

BMZRC 250MZs & Blue Haze 2-Stroke GP

RACE 4 - SECTOR ANALYSIS



SECTOR 1 = FL to I1, SECTOR 2 = I1 to FL, DIFF = Difference To Personal Best Lap, P = Crossed Finish Line in Pit Lane, D = Time Disallowed

P17 11 GPF Gael MACHARD			Aprilia RS250 -			
IDEAL LAP TIME : 55.006		BEST LAP TIME : 55.199		DIFFERENCE : 0.193		
LAP	SECTOR 1	SECTOR 2	LAP TIME	MPH	DIFF	TIME OF DAY
1 -		22.747	1:46.751	40.73	51.552	12:34:06.460
2 -	33.949	21.977	55.926	77.75	0.727	12:35:02.386
3 -	33.684	22.816	56.500	76.96	1.301	12:35:58.886
4 -	33.527	23.418	56.945	76.36	1.746	12:36:55.831
5 -	33.700	22.608	56.308	77.22	1.109	12:37:52.139
6 -	33.060	22.169	55.229 (2)	78.73	0.030	12:38:47.368
7 -	33.141	22.158	55.299 (3)	78.63	0.100	12:39:42.667
8 -	33.253	21.946	55.199 (1)	78.78		12:40:37.866

P18 70 GPF Andrew BURSCOUGH			Yamaha YPVS 350 - Apollo Tuning			
IDEAL LAP TIME : 56.142		BEST LAP TIME : 56.259		DIFFERENCE : 0.117		
LAP	SECTOR 1	SECTOR 2	LAP TIME	MPH	DIFF	TIME OF DAY
1 -		22.773	1:45.435	41.24	49.176	12:34:05.144
2 -	33.388	22.871	56.259 (1)	77.29		12:35:01.403
3 -	34.196	22.754	56.950 (3)	76.35	0.691	12:35:58.353
4 -	33.868	23.430	57.298	75.89	1.039	12:36:55.651
5 -	33.694	22.999	56.693 (2)	76.70	0.434	12:37:52.344
6 -	34.074	22.907	56.981	76.31	0.722	12:38:49.325
7 -	33.715	23.321	57.036	76.24	0.777	12:39:46.361
8 -	34.044	23.490	57.534	75.58	1.275	12:40:43.895

P19 41 Gary WILLIAMS			MZ ETZ 250 -			
IDEAL LAP TIME : 1:01.856		BEST LAP TIME : 1:01.898		DIFFERENCE : 0.042		
LAP	SECTOR 1	SECTOR 2	LAP TIME	MPH	DIFF	TIME OF DAY
1 -		24.965	1:11.357	60.94	9.459	12:33:31.066
2 -	37.087	24.965	1:02.052 (3)	70.07	0.154	12:34:33.118
3 -	36.895	25.003	1:01.898 (1)	70.25		12:35:35.016
4 -	36.968	24.970	1:01.938 (2)	70.20	0.040	12:36:36.954
5 -	37.360	25.172	1:02.532	69.54	0.634	12:37:39.486
6 -	37.103	24.961	1:02.064	70.06	0.166	12:38:41.550
7 -	37.005	25.054	1:02.059	70.07	0.161	12:39:43.609
8 -	37.037	25.361	1:02.398	69.69	0.500	12:40:46.007

P20 56 Russell TURNER			MZ ETZ 250 -			
IDEAL LAP TIME : 1:00.895		BEST LAP TIME : 1:01.230		DIFFERENCE : 0.335		
LAP	SECTOR 1	SECTOR 2	LAP TIME	MPH	DIFF	TIME OF DAY
1 -		25.224	1:12.875	59.67	11.645	12:33:32.584
2 -	37.386	25.224	1:02.610	69.45	1.380	12:34:35.194
3 -	36.819	24.942	1:01.761 (2)	70.41	0.531	12:35:36.955
4 -	36.938	24.935	1:01.873 (3)	70.28	0.643	12:36:38.828
5 -	36.954	24.276	1:01.230 (1)	71.02		12:37:40.058
6 -	36.790	25.149	1:01.939	70.20	0.709	12:38:41.997
7 -	36.983	25.183	1:02.166	69.95	0.936	12:39:44.163
8 -	37.174	24.731	1:01.905	70.24	0.675	12:40:46.068

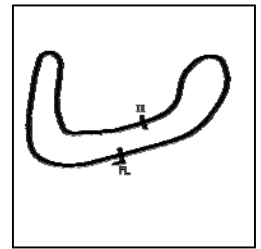
Weather / Track : Cloudy / Dry

Brands Hatch Indy
Circuit Length = 1.2079 miles
Start: 12:32 Flag 12:41 End: 12:43

BMCR - MRO Championships 2019 - Rnd 9 @ Brands Hatch Indy

BMZRC 250MZs & Blue Haze 2-Stroke GP

RACE 4 - SECTOR ANALYSIS



SECTOR 1 = FL to I1, SECTOR 2 = I1 to FL, DIFF = Difference To Personal Best Lap, P = Crossed Finish Line in Pit Lane, D = Time Disallowed

P21 2 GP Nick BEDFORD			Yamaha TZ350 - Banx Race Paint			
IDEAL LAP TIME : 56.285		BEST LAP TIME : 56.348	DIFFERENCE : 0.063			
LAP	SECTOR 1	SECTOR 2	LAP TIME	MPH	DIFF	TIME OF DAY
1 -		23.153	1:47.804	40.33	51.456	12:34:07.513
2 -	34.695	22.726	57.421	75.73	1.073	12:35:04.934
3 -	34.494	23.170	57.664	75.41	1.316	12:36:02.598
4 -	33.908	22.440	56.348 (1)	77.17		12:36:58.946
5 -	34.384	22.623	57.007	76.28	0.659	12:37:55.953
6 -	33.990	22.377	56.367 (2)	77.14	0.019	12:38:52.320
7 -	34.147	22.548	56.695 (3)	76.70	0.347	12:39:49.015
8 -	34.438	22.759	57.197	76.02	0.849	12:40:46.212

P22 27 GPF Richard HAYWARD			Yamaha TZR - Gforce Motorcycles			
IDEAL LAP TIME : 56.575		BEST LAP TIME : 56.590	DIFFERENCE : 0.015			
LAP	SECTOR 1	SECTOR 2	LAP TIME	MPH	DIFF	TIME OF DAY
1 -		23.018	1:46.359	40.88	49.769	12:34:06.068
2 -	34.453	22.841	57.294	75.89	0.704	12:35:03.362
3 -	33.745	22.845	56.590 (1)	76.84		12:35:59.952
4 -	33.895	23.027	56.922 (2)	76.39	0.332	12:36:56.874
5 -	34.991	22.830	57.821	75.20	1.231	12:37:54.695
6 -	34.411	22.908	57.319	75.86	0.729	12:38:52.014
7 -	34.046	23.156	57.202 (3)	76.02	0.612	12:39:49.216
8 -	34.782	22.968	57.750	75.30	1.160	12:40:46.966

P23 60 GPF Daniel GOUGH			Yamaha TZR 250 - G Force Motorcycles			
IDEAL LAP TIME : 56.613		BEST LAP TIME : 56.915	DIFFERENCE : 0.302			
LAP	SECTOR 1	SECTOR 2	LAP TIME	MPH	DIFF	TIME OF DAY
1 -		23.326	1:46.940	40.66	50.025	12:34:06.649
2 -	34.462	22.771	57.233 (3)	75.98	0.318	12:35:03.882
3 -	34.298	22.710	57.008 (2)	76.28	0.093	12:36:00.890
4 -	34.551	22.870	57.421	75.73	0.506	12:36:58.311
5 -	35.120	23.271	58.391	74.47	1.476	12:37:56.702
6 -	34.135	22.780	56.915 (1)	76.40		12:38:53.617
7 -	34.692	23.048	57.740	75.31	0.825	12:39:51.357
8 -	34.614	22.638	57.252	75.95	0.337	12:40:48.609

P24 55 GPF Paul TOLAND			Yamaha 350 -			
IDEAL LAP TIME : 57.378		BEST LAP TIME : 57.534	DIFFERENCE : 0.156			
LAP	SECTOR 1	SECTOR 2	LAP TIME	MPH	DIFF	TIME OF DAY
1 -		23.414	1:47.541	40.43	50.007	12:34:07.250
2 -	34.574	23.131	57.705	75.35	0.171	12:35:04.955
3 -	34.474	23.060	57.534 (1)	75.58		12:36:02.489
4 -	34.722	23.141	57.863	75.15	0.329	12:37:00.352
5 -	35.489	23.217	58.706	74.07	1.172	12:37:59.058
6 -	34.490	23.171	57.661 (3)	75.41	0.127	12:38:56.719
7 -	34.847	23.773	58.620	74.18	1.086	12:39:55.339
8 -	34.318	23.334	57.652 (2)	75.42	0.118	12:40:52.991

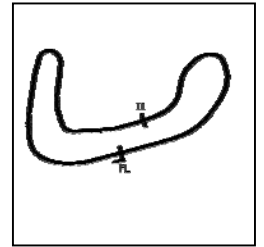
Weather / Track : Cloudy / Dry

Brands Hatch Indy
Circuit Length = 1.2079 miles
Start: 12:32 Flag 12:41 End: 12:43

BMCRC - MRO Championships 2019 - Rnd 9 @ Brands Hatch Indy

BMZRC 250MZs & Blue Haze 2-Stroke GP

RACE 4 - SECTOR ANALYSIS



SECTOR 1 = FL to I1, SECTOR 2 = I1 to FL, DIFF = Difference To Personal Best Lap, P = Crossed Finish Line in Pit Lane, D = Time Disallowed

P25 38		Chris PETTET		MZ ETZ 250 -		
IDEAL LAP TIME : 1:03.427		BEST LAP TIME : 1:03.476		DIFFERENCE : 0.049		
LAP	SECTOR 1	SECTOR 2	LAP TIME	MPH	DIFF	TIME OF DAY
1 -			1:13.035	59.54	9.559	12:33:32.744
2 -	37.930	25.546	1:03.476 (1)	68.50		12:34:36.220
3 -	37.991	25.598	1:03.589 (2)	68.38	0.113	12:35:39.809
4 -	38.260	25.720	1:03.980 (3)	67.96	0.504	12:36:43.789
5 -	38.745	25.974	1:04.719	67.19	1.243	12:37:48.508
6 -	38.654	25.571	1:04.225	67.70	0.749	12:38:52.733
7 -	39.068	25.855	1:04.923	66.98	1.447	12:39:57.656
8 -	38.528	25.497	1:04.025	67.92	0.549	12:41:01.681

P26 71 GPF		Richard HICKLING		Aprilia RS 125 - All the Pickles		
IDEAL LAP TIME : 58.629		BEST LAP TIME : 58.882		DIFFERENCE : 0.253		
LAP	SECTOR 1	SECTOR 2	LAP TIME	MPH	DIFF	TIME OF DAY
1 -		24.285	1:50.789	39.25	51.907	12:34:10.498
2 -	35.730	24.015	59.745	72.78	0.863	12:35:10.243
3 -	35.166	24.189	59.355	73.26	0.473	12:36:09.598
4 -	34.982	24.017	58.999 (2)	73.70	0.117	12:37:08.597
5 -	35.635	23.996	59.631	72.92	0.749	12:38:08.228
6 -	34.816	24.506	59.322 (3)	73.30	0.440	12:39:07.550
7 -	35.891	24.243	1:00.134	72.31	1.252	12:40:07.684
8 -	35.069	23.813	58.882 (1)	73.85		12:41:06.566

P27 77		Christopher KILGAR		MZ ETZ 250 - RAF motorsports association		
IDEAL LAP TIME : 1:05.905		BEST LAP TIME : 1:06.111		DIFFERENCE : 0.206		
LAP	SECTOR 1	SECTOR 2	LAP TIME	MPH	DIFF	TIME OF DAY
1 -			1:14.477	58.38	8.366	12:33:34.186
2 -	39.608	26.811	1:06.419	65.47	0.308	12:34:40.605
3 -	40.222	27.031	1:07.253	64.66	1.142	12:35:47.858
4 -	39.286	27.326	1:06.612	65.28	0.501	12:36:54.470
5 -	39.454	26.704	1:06.158 (3)	65.73	0.047	12:38:00.628
6 -	39.328	26.783	1:06.111 (1)	65.77		12:39:06.739
7 -	39.744	26.732	1:06.476	65.41	0.365	12:40:13.215
8 -	39.201	26.929	1:06.130 (2)	65.75	0.019	12:41:19.345

P28 16 GPF		Tom CAUGHLIN		Honda NSR MC21 -		
IDEAL LAP TIME : 1:00.506		BEST LAP TIME : 1:00.615		DIFFERENCE : 0.109		
LAP	SECTOR 1	SECTOR 2	LAP TIME	MPH	DIFF	TIME OF DAY
1 -		24.063	1:52.135	38.77	51.520	12:34:11.844
2 -	36.644	24.237	1:00.881 (2)	71.42	0.266	12:35:12.725
3 -	36.571	24.663	1:01.234	71.01	0.619	12:36:13.959
4 -	37.007	24.164	1:01.171	71.08	0.556	12:37:15.130
5 -	36.797	24.668	1:01.465	70.74	0.850	12:38:16.595
6 -	36.589	24.488	1:01.077 (3)	71.19	0.462	12:39:17.672
7 -	36.550	24.824	1:01.374	70.85	0.759	12:40:19.046
8 -	36.443	24.172	1:00.615 (1)	71.74		12:41:19.661

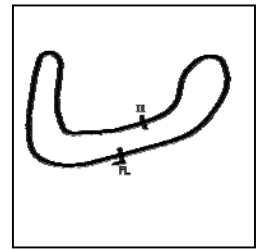
Weather / Track : Cloudy / Dry

Brands Hatch Indy
Circuit Length = 1.2079 miles
Start: 12:32 Flag 12:41 End: 12:43

BMCRC - MRO Championships 2019 - Rnd 9 @ Brands Hatch Indy

BMZRC 250MZs & Blue Haze 2-Stroke GP

RACE 4 - SECTOR ANALYSIS



SECTOR 1 = FL to I1, SECTOR 2 = I1 to FL, DIFF = Difference To Personal Best Lap, P = Crossed Finish Line in Pit Lane, D = Time Disallowed

P29 93 R Emmanuel BAUMARD			MZ ETZ 250 - Chilton Motors			
IDEAL LAP TIME : 1:04.873		BEST LAP TIME : 1:04.876	DIFFERENCE : 0.003			
LAP	SECTOR 1	SECTOR 2	LAP TIME	MPH	DIFF	TIME OF DAY
1 -			1:18.218	55.59	13.342	12:33:37.927
2 -	40.863	26.926	1:07.789	64.14	2.913	12:34:45.716
3 -	40.152	26.360	1:06.512	65.38	1.636	12:35:52.228
4 -	39.414	26.262	1:05.676	66.21	0.800	12:36:57.904
5 -	38.746	26.130	1:04.876 (1)	67.02		12:38:02.780
6 -	39.390	26.282	1:05.672 (3)	66.21	0.796	12:39:08.452
7 -	38.787	26.127	1:04.914 (2)	66.99	0.038	12:40:13.366
8 -	39.389	27.761	1:07.150	64.75	2.274	12:41:20.516

P30 21 GP Stuart THURTLÉ			Honda RS250R NX5 - TeamTortoise			
IDEAL LAP TIME : 59.423		BEST LAP TIME : 1:00.655	DIFFERENCE : 1.232			
LAP	SECTOR 1	SECTOR 2	LAP TIME	MPH	DIFF	TIME OF DAY
1 -		24.773	1:51.459	39.01	50.804	12:34:11.168
2 -	36.659	24.509	1:01.168 (3)	71.09	0.513	12:35:12.336
3 -	37.329	24.242	1:01.571	70.62	0.916	12:36:13.907
4 -	36.777	23.900	1:00.677 (2)	71.66	0.022	12:37:14.584
5 -	37.173	24.692	1:01.865	70.29	1.210	12:38:16.449
6 -	37.482	24.295	1:01.777	70.39	1.122	12:39:18.226
7 -	36.332	24.323	1:00.655 (1)	71.69		12:40:18.881

P31 67 GPF Mark BAILEY			Yamaha TZR250 - Gforce motorcycles			
IDEAL LAP TIME : 1:02.383		BEST LAP TIME : 1:02.539	DIFFERENCE : 0.156			
LAP	SECTOR 1	SECTOR 2	LAP TIME	MPH	DIFF	TIME OF DAY
1 -		25.283	1:53.775	38.22	51.236	12:34:13.484
2 -	38.104	25.329	1:03.433 (2)	68.55	0.894	12:35:16.917
3 -	37.591	26.778	1:04.369	67.55	1.830	12:36:21.286
4 -	39.451	25.097	1:04.548	67.37	2.009	12:37:25.834
5 -	38.564	25.611	1:04.175	67.76	1.636	12:38:30.009
6 -	38.443	25.097	1:03.540 (3)	68.43	1.001	12:39:33.549
7 -	37.653	24.886	1:02.539 (1)	69.53		12:40:36.088

P32 44 Robert DESSOY			MZ ETZ 250 - Eastern Garage Racing			
IDEAL LAP TIME : 57.982		BEST LAP TIME : 58.034	DIFFERENCE : 0.052			
LAP	SECTOR 1	SECTOR 2	LAP TIME	MPH	DIFF	TIME OF DAY
1 -			1:06.488	65.40	8.454	12:33:26.197
2 -	34.549	23.485	58.034 (1)	74.93		12:34:24.231
3 -	34.810	23.569	58.379	74.48	0.345	12:35:22.610
4 -	34.791	23.572	58.363	74.50	0.329	12:36:20.973
5 -	34.613	23.587	58.200 (2)	74.71	0.166	12:37:19.173
6 -	34.843	23.433	58.276 (3)	74.62	0.242	12:38:17.449

P33 53 GP Mark WHITING			Yamaha TZ250 - Mark whiting			
IDEAL LAP TIME : 52.668		BEST LAP TIME : 53.071	DIFFERENCE : 0.403			
LAP	SECTOR 1	SECTOR 2	LAP TIME	MPH	DIFF	TIME OF DAY
1 -		21.728	1:42.577	42.39	49.506	12:34:02.286
2 -	32.483	21.223	53.706	80.97	0.635	12:34:55.992
3 -	31.935	21.613	53.548	81.20	0.477	12:35:49.540
4 -	32.181	21.087	53.268 (2)	81.63	0.197	12:36:42.808
5 -	32.123	21.360	53.483 (3)	81.30	0.412	12:37:36.291
6 -	31.795	21.276	53.071 (1)	81.93		12:38:29.362

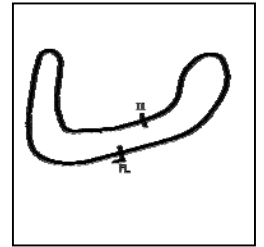
Weather / Track : Cloudy / Dry

Brands Hatch Indy
Circuit Length = 1.2079 miles
Start: 12:32 Flag 12:41 End: 12:43

BMCRC - MRO Championships 2019 - Rnd 9 @ Brands Hatch Indy

BMZRC 250MZs & Blue Haze 2-Stroke GP

RACE 4 - SECTOR ANALYSIS



SECTOR 1 = FL to I1, SECTOR 2 = I1 to FL, DIFF = Difference To Personal Best Lap, P = Crossed Finish Line in Pit Lane, D = Time Disallowed

P34 5 Garry SAMETT		MZ TS 250 - smallmouse				
IDEAL LAP TIME : 1:02.839		BEST LAP TIME : 1:02.880				
		DIFFERENCE : 0.041				
LAP	SECTOR 1	SECTOR 2	LAP TIME	MPH	DIFF	TIME OF DAY
1 -			1:11.281	61.00	8.401	12:33:30.990
2 -	38.362	25.447	1:03.809 (3)	68.15	0.929	12:34:34.799
3 -	38.193	25.033	1:03.226 (2)	68.77	0.346	12:35:38.025
4 -	37.806	25.074	1:02.880 (1)	69.15		12:36:40.905

P35 62 GPF Ian READ		Suzuki GS385GT TRIPLE - MIMS Racing - Gasket Guru				
IDEAL LAP TIME : 1:03.443		BEST LAP TIME : 1:03.800				
		DIFFERENCE : 0.357				
LAP	SECTOR 1	SECTOR 2	LAP TIME	MPH	DIFF	TIME OF DAY
1 -		25.290	1:54.303	38.04	50.503	12:34:14.012
2 -	38.153	25.647	1:03.800 (1)	68.15		12:35:17.812

BMCRC - MRO Championships 2019 - Rnd 9 @ Brands Hatch Indy

BMZRC 250MZs & Blue Haze 2-Stroke GP

RACE 4 - BEST SECTORS

SECTOR 1			SECTOR 2			IDEAL / BEST COMPARISON						
POS	NO	NAME	TIME	NO	NAME	TIME	POS	NO	NAME	IDEAL	BEST	DIFF
									PERFECT LAP	51.807		
1	707	SYMON	31.269	707	SYMON	20.538	1	707	SYMON	51.807	51.947	0.140
2	53	WHITING	31.581	153	MILLS	20.877	2	153	MILLS	52.626	52.837	0.211
3	153	MILLS	31.749	53	WHITING	21.087	3	53	WHITING	52.668	53.071	0.403
4	64	ELLIS	31.842	64	ELLIS	21.226	4	64	ELLIS	53.068	53.206	0.138
5	22	BALLERINI	31.920	22	BALLERINI	21.351	5	22	BALLERINI	53.271	53.318	0.047
6	101	DAVIES	32.114	3	BARRETT	21.369	6	101	DAVIES	53.490	53.524	0.034
7	3	BARRETT	32.300	101	DAVIES	21.376	7	3	BARRETT	53.669	54.104	0.435
8	169	HOGG	32.733	169	HOGG	21.722	8	169	HOGG	54.455	54.455	0.000
9	15	PERKINS	32.925	11	MACHARD	21.946	9	11	MACHARD	55.006	55.199	0.193
10	11	MACHARD	33.060	65	MOXON	22.092	10	15	PERKINS	55.046	55.349	0.303
11	65	MOXON	33.141	15	PERKINS	22.121	11	65	MOXON	55.233	55.233	0.000
12	70	BURSCOUGH	33.388	2	BEDFORD	22.377	12	70	BURSCOUGH	56.142	56.259	0.117
13	27	HAYWARD	33.745	60	GOUGH	22.638	13	2	BEDFORD	56.285	56.348	0.063
14	2	BEDFORD	33.908	70	BURSCOUGH	22.754	14	27	HAYWARD	56.575	56.590	0.015
15	60	GOUGH	33.975	27	HAYWARD	22.830	15	60	GOUGH	56.613	56.915	0.302
16	55	TOLAND	34.318	55	TOLAND	23.060	16	55	TOLAND	57.378	57.534	0.156
17	75	WOODALL	34.486	85	WALES	23.196	17	85	WALES	57.704	57.921	0.217
18	85	WALES	34.508	69	MANN	23.202	18	69	MANN	57.980	58.115	0.135
19	44	DESSOY	34.549	95	ROGERS	23.248	19	44	DESSOY	57.982	58.034	0.052
20	69	MANN	34.778	44	DESSOY	23.433	20	75	WOODALL	58.009	58.022	0.013
21	71	HICKLING	34.816	75	WOODALL	23.523	21	95	ROGERS	58.076	58.180	0.104
22	95	ROGERS	34.828	9	HOWLETT	23.796	22	71	HICKLING	58.629	58.882	0.253
23	113	NEWMAN	35.498	71	HICKLING	23.813	23	21	THURTL	59.423	1:00.655	1.232
24	21	THURTL	35.523	21	THURTL	23.900	24	113	NEWMAN	59.630	59.658	0.028
25	32	ASHMEAD	35.774	16	CAUGHLIN	24.063	25	9	HOWLETT	59.748	59.998	0.250
26	9	HOWLETT	35.952	113	NEWMAN	24.132	26	32	ASHMEAD	59.960	1:00.163	0.203
27	16	CAUGHLIN	36.443	32	ASHMEAD	24.186	27	16	CAUGHLIN	1:00.506	1:00.615	0.109
28	56	TURNER	36.619	56	TURNER	24.276	28	56	TURNER	1:00.895	1:01.230	0.335
29	41	WILLIAMS	36.895	67	BAILEY	24.886	29	41	WILLIAMS	1:01.856	1:01.898	0.042
30	67	BAILEY	37.497	41	WILLIAMS	24.961	30	67	BAILEY	1:02.383	1:02.539	0.156
31	5	SAMETT	37.806	5	SAMETT	25.033	31	5	SAMETT	1:02.839	1:02.880	0.041
32	38	PETTET	37.930	62	READ	25.290	32	38	PETTET	1:03.427	1:03.476	0.049
33	62	READ	38.153	38	PETTET	25.497	33	62	READ	1:03.443	1:03.800	0.357
34	93	BAUMARD	38.746	93	BAUMARD	26.127	34	93	BAUMARD	1:04.873	1:04.876	0.003
35	77	KILGAR	39.201	77	KILGAR	26.704	35	77	KILGAR	1:05.905	1:06.111	0.206

Weather / Track : Cloudy / Dry

Results can be found at www.tsl-timing.com

Brands Hatch Indy
 Circuit Length = 1.2079 miles
 Start: 12:32 Flag 12:41 End: 12:43

Printed - 12:57 Saturday, 05 October 2019

BMCRC - MRO Championships 2019 - Rnd 9 @ Brands Hatch Indy

BMZRC 250MZs & Blue Haze 2-Stroke GP

RACE 4 - STATISTICS

Competitors Started 35
Planned Start 2019-10-05 @ 12:30:00.000
Actual Start 2019-10-05 @ 12:32:19.708
Finish Time 2019-10-05 @ 12:41:02.124
Track Length 1.2079mi.
Total Laps 276
Total Distance Covered 333.3929mi.

Session Fastest Lap History

NO	CL	NAME	LAP TIME	TIME OF DAY	LAP	VEHICLE
75		Peter WOODALL	58.444	12:34:23.760	2	MZ ETZ 250
85		Andrew WALES	58.430	12:34:23.807	2	MZ ETZ 250
69		Alexander MANN	58.115	12:34:23.895	2	MZ ETZ 250
44		Robert DESSOY	58.034	12:34:24.261	2	MZ ETZ 250
707	GPF	Alex SYMON	53.876	12:34:55.149	2	Suzuki RG500
53	GP	Mark WHITING	53.706	12:34:56.002	2	Yamaha TZ250
707	GPF	Alex SYMON	53.621	12:35:48.770	3	Suzuki RG500
53	GP	Mark WHITING	53.548	12:35:49.554	3	Yamaha TZ250
153	GP	Patrick MILLS	53.275	12:35:49.712	3	Yamaha TZ250
707	GPF	Alex SYMON	52.657	12:36:41.427	4	Suzuki RG500
707	GPF	Alex SYMON	52.270	12:37:33.697	5	Suzuki RG500
707	GPF	Alex SYMON	52.079	12:39:18.199	7	Suzuki RG500
707	GPF	Alex SYMON	51.979	12:40:10.194	8	Suzuki RG500
707	GPF	Alex SYMON	51.947	12:41:02.141	9	Suzuki RG500

Session Leader History

NO	CL	NAME	FROM LAP	LAPS LED	DISTANCE	VEHICLE
75		Peter WOODALL	1	7	8.45 miles	MZ ETZ 250
707	GPF	Alex SYMON	8	2	2.41 miles	Suzuki RG500

Flag History

TYPE	TIME OF DAY
GREEN	12:32:19.708
FINISH	12:41:02.124

Flag Statistics

TYPE	COUNT	TOTAL LAPS	TOTAL TIME
Green	1	9	10:56.133
Red	0	0	0.000
Safety Car	0	0	0.000
FCY	0	0	0.000

Weather / Track : Cloudy / Dry

These results are provisional until the conclusion of any judicial and technical matters.

Brands Hatch Indy

Circuit Length = 1.2079 miles

Start: 12:32 Flag 12:41 End: 12:43

Clerk Of Course :		Timekeeper :
-------------------	--	--------------

BMCRC - MRO Championships 2019 - Rnd 9 @ Brands Hatch Indy

BMZRC 250MZs & Blue Haze 2-Stroke GP

RACE 4 - STATISTICS

CLASS : GP

9 Starters

Fastest Lap History

NO	NAME	LAP TIME	TIME OF DAY	LAP	VEHICLE
53	Mark WHITING	53.706	12:34:56.002	2	Yamaha TZ250
53	Mark WHITING	53.548	12:35:49.554	3	Yamaha TZ250
153	Patrick MILLS	53.275	12:35:49.712	3	Yamaha TZ250
153	Patrick MILLS	52.837	12:36:42.550	4	Yamaha TZ250

Leader History

NO	NAME	FROM LAP	LAPS LED	DISTANCE	VEHICLE
153	Patrick MILLS	1	9	10.87 miles	Yamaha TZ250

Weather / Track : Cloudy / Dry

These results are provisional until the conclusion of any judicial and technical matters.

Brands Hatch Indy

Circuit Length = 1.2079 miles

Start: 12:32 Flag 12:41 End: 12:43

Clerk Of Course :

Timekeeper :

BMCRC - MRO Championships 2019 - Rnd 9 @ Brands Hatch Indy

BMZRC 250MZs & Blue Haze 2-Stroke GP

RACE 4 - STATISTICS

CLASS : GPF

12 Starters

Fastest Lap History

NO	NAME	LAP TIME	TIME OF DAY	LAP	VEHICLE
707	Alex SYMON	53.876	12:34:55.149	2	Suzuki RG500
707	Alex SYMON	53.621	12:35:48.770	3	Suzuki RG500
707	Alex SYMON	52.657	12:36:41.427	4	Suzuki RG500
707	Alex SYMON	52.270	12:37:33.697	5	Suzuki RG500
707	Alex SYMON	52.079	12:39:18.199	7	Suzuki RG500
707	Alex SYMON	51.979	12:40:10.194	8	Suzuki RG500
707	Alex SYMON	51.947	12:41:02.141	9	Suzuki RG500

Leader History

NO	NAME	FROM LAP	LAPS LED	DISTANCE	VEHICLE
707	Alex SYMON	1	9	10.87 miles	Suzuki RG500

Weather / Track : Cloudy / Dry

These results are provisional until the conclusion of any judicial and technical matters.

Brands Hatch Indy

Circuit Length = 1.2079 miles

Start: 12:32 Flag 12:41 End: 12:43

Clerk Of Course :

Timekeeper :

BMCRC - MRO Championships 2019 - Rnd 9 @ Brands Hatch Indy

BMZRC 250MZs & Blue Haze 2-Stroke GP

RACE 4 - STATISTICS

CLASS :

13 Starters

Fastest Lap History

NO	NAME	LAP TIME	TIME OF DAY	LAP	VEHICLE
75	Peter WOODALL	58.444	12:34:23.760	2	MZ ETZ 250
85	Andrew WALES	58.430	12:34:23.807	2	MZ ETZ 250
69	Alexander MANN	58.115	12:34:23.895	2	MZ ETZ 250
44	Robert DESSOY	58.034	12:34:24.261	2	MZ ETZ 250
75	Peter WOODALL	58.022	12:37:18.822	5	MZ ETZ 250
85	Andrew WALES	57.921	12:37:19.075	5	MZ ETZ 250

Leader History

NO	NAME	FROM LAP	LAPS LED	DISTANCE	VEHICLE
75	Peter WOODALL	1	9	10.87 miles	MZ ETZ 250

Weather / Track : Cloudy / Dry

These results are provisional until the conclusion of any judicial and technical matters.

Brands Hatch Indy

Circuit Length = 1.2079 miles

Start: 12:32 Flag 12:41 End: 12:43

Clerk Of Course :

Timekeeper :

BMCRC - MRO Championships 2019 - Rnd 9 @ Brands Hatch Indy

BMZRC 250MZs & Blue Haze 2-Stroke GP

RACE 4 - STATISTICS

CLASS : R

1 Starters

Fastest Lap History

NO	NAME	LAP TIME	TIME OF DAY	LAP	VEHICLE
93	Emmanuel BAUMARD	1:07.789	12:34:45.753	2	MZ ETZ 250
93	Emmanuel BAUMARD	1:06.512	12:35:52.264	3	MZ ETZ 250
93	Emmanuel BAUMARD	1:05.676	12:36:57.940	4	MZ ETZ 250
93	Emmanuel BAUMARD	1:04.876	12:38:02.816	5	MZ ETZ 250

Leader History

NO	NAME	FROM LAP	LAPS LED	DISTANCE	VEHICLE
93	Emmanuel BAUMARD	1	8	9.66 miles	MZ ETZ 250

Weather / Track : Cloudy / Dry

These results are provisional until the conclusion of any judicial and technical matters.

Brands Hatch Indy

Circuit Length = 1.2079 miles

Start: 12:32 Flag 12:41 End: 12:43

Clerk Of Course :

Timekeeper :



BMCRC - MRO Championships 2019 - Rnd 9 @ Brands Hatch Indy

BMZRC 250MZs & Blue Haze 2-Stroke GP

RACE 15 - GRID (10 Laps)

ROW 14				40	17	Roger MARSH					
		1:03.800									
ROW 13	39	62	Ian READ	38	67	Mark BAILEY	37	21	Stuart THURTLÉ		
		1:00.615							1:00.655		
ROW 12	36	16	Tom CAUGHLIN	35	71	Richard HICKLING	34	55	Paul TOLAND		
		58.882							57.534		
ROW 11			33	60	Daniel GOUGH	32	27	Richard HAYWARD	31	2	Nick BEDFORD
		56.915							56.590		56.348
ROW 10	30	70	Andrew BURSCOUGH	29	15	Billy PERKINS	28	65	Andrew MOXON		
		55.259							55.233		
ROW 9			27	11	Gael MACHARD	26	169	John HOGG	25	3	Tom BARRETT
		55.199							54.455		54.104
ROW 8	24	101	Andrew DAVIES	23	22	Rik BALLERINI	22	64	Phil ELLIS		
		53.524							53.206		
ROW 7			21	53	Mark WHITING	20	153	Patrick MILLS	19	707	Alex SYMON
		53.071							52.837		51.947
ROW 6											
ROW 5			15	94	Alex ROBINSON	14	77	Christopher KILGAR	13	93	Emmanuel BAUMARD
		1:06.111							1:04.876		
ROW 4	12	38	Chris PETTET	11	5	Garry SAMETT	10	41	Gary WILLIAMS		
		1:03.476							1:01.898		
ROW 3			9	56	Russell TURNER	8	32	John ASHMEAD	7	9	Gary HOWLETT
		1:01.230							1:00.163		59.998
ROW 2	6	113	Liam NEWMAN	5	95	Christopher ROGERS	4	69	Alexander MANN		
		59.658							58.115		
ROW 1			3	44	Robert DESSOY	2	75	Peter WOODALL	1	85	Andrew WALES
		58.034							58.022		57.921
											Pole

Brands Hatch Indy
Circuit Length = 1.2079 miles

These results are provisional until the conclusion of any judicial and technical matters.

Clerk Of Course :	Steward :	Timekeeper :

Results can be found at www.tsl-timing.com

Printed - 12:51 Saturday, 05 October 2019





BMCRC - MRO Championships 2019 - Rnd 9 @ Brands Hatch Indy

BMZRC 250MZs & Blue Haze 2-Stroke GP

RACE 15 - CLASSIFICATION

POS	NO	CL	PIC NAME	ENTRY	LAPS	TIME	GAP	DIFF	MPH	BEST	ON
1	707	GPF	1 Alex SYMON	Suzuki RG500 - MCW	10	9:40.940			74.85	52.935	9
2	101	GP	1 Andrew DAVIES	Yamaha TZ 250 - GIBSON EXHAUSTS	10	9:51.529	10.589	10.589	73.51	54.094	10
3	75		1 Peter WOODALL	MZ ETZ 250 - Core Projects Ltd	10	9:53.576	12.636	2.047	73.26	57.604	10
4	95		2 Christopher ROGERS	MZ ETZ 250 - CB Racing	10	9:54.994	14.054	1.418	73.08	58.071	6
5	85		3 Andrew WALES	MZ ETZ 250 - Illuminated Design LTD	10	9:55.053	14.113	0.059	73.07	58.146	9
6	69		4 Alexander MANN	MZ ETZ 250 - HS RACING	10	9:55.952	15.012	0.899	72.96	58.332	10
7	64	GP	2 Phil ELLIS	Yamaha TZ250B -	10	9:58.001	17.061	2.049	72.71	54.800	10
8	22	GP	3 Rik BALLERINI	Yamaha SPONDON TZ250 - SCLS LTD, GECKO R	10	9:58.575	17.635	0.574	72.64	54.347	7
9	169	GP	4 John HOGG	Yamaha TZ250 -	10	9:59.933	18.993	1.358	72.48	55.007	6
10	44		5 Robert DESOY	MZ ETZ 250 - Eastern Garage Racing	10	10:03.055	22.115	3.122	72.10	59.026	4
11	15	GPF	2 Billy PERKINS	Yamaha TZR 250 - T.w fuggle & son / Windsor food	10	10:04.971	24.031	1.916	71.88	55.722	2
12	65	GPF	3 Andrew MOXON	Aprilia RS 250 - Suzanne Moxon	10	10:10.232	29.292	5.261	71.26	55.535	8
13	9		6 Gary HOWLETT	MZ ETZ 250 - HS Racing	10	10:10.370	29.430	0.138	71.24	59.929	9
14	70	GPF	4 Andrew BURSCOUGH	Yamaha YPVS 350 - Apollo Tuning	10	10:13.983	33.043	3.613	70.82	56.305	7
15	2	GP	5 Nick BEDFORD	Yamaha TZ350 - Banx Race Paint	10	10:14.017	33.077	0.034	70.82	56.304	5
16	27	GPF	5 Richard HAYWARD	Yamaha TZR - Gforce Motorcycles	10	10:19.505	38.565	5.488	70.19	56.512	3
17	55	GPF	6 Paul TOLAND	Yamaha 350 -	10	10:21.253	40.313	1.748	69.99	57.411	5
18	56		7 Russell TURNER	MZ ETZ 250 -	10	10:26.321	45.381	5.068	69.43	1:01.111	8
19	60	GPF	7 Daniel GOUGH	Yamaha TZR 250 - G Force Motorcycles	10	10:29.784	48.844	3.463	69.04	57.948	3
20	41		8 Gary WILLIAMS	MZ ETZ 250 -	10	10:34.538	53.598	4.754	68.53	1:02.071	5
21	71	GPF	8 Richard HICKLING	Aprilia RS 125 - All the Pickles	9	9:45.026	1 Lap	1 Lap	66.89	59.303	8
22	38		9 Chris PETTET	MZ ETZ 250 -	9	9:45.359	1 Lap	0.333	66.86	1:03.274	4
23	67	GPF	9 Mark BAILEY	Yamaha TZR250 - Gforce motorcycles	9	10:07.061	1 Lap	21.702	64.47	1:01.936	3
24	77		10 Christopher KILGAR	MZ ETZ 250 - RAF motorsports association	9	10:11.460	1 Lap	4.399	64.00	1:05.898	4
25	93	R	1 Emmanuel BAUMARD	MZ ETZ 250 - Chilton Motors	9	10:12.339	1 Lap	0.879	63.91	1:05.883	8
26	16	GPF	10 Tom CAUGHLIN	Honda NSR MC21 -	9	10:16.271	1 Lap	3.932	63.50	1:02.155	9
27	21	GP	6 Stuart THURTL	Honda RS250R NX5 - TeamTortoise	9	10:18.661	1 Lap	2.390	63.26	1:02.192	7

NOT CLASSIFIED

DNF	32		John ASHMEAD	MZ ETZ 250 -	8	8:12.211	2 Laps	1 Lap	70.67	59.875	5
DNF	113		Liam NEWMAN	MZ ETZ 250 - Team newman racing	6	6:01.261	4 Laps	2 Laps	72.22	58.276	6
DNF	153	GP	Patrick MILLS	Yamaha TZ250 - Clague Architects	1	1:37.802	9 Laps	5 Laps	44.46		
DNF	11	GPF	Gael MACHARD	Aprilia RS250 -	0						

FASTEST LAP

707	GPF	Alex SYMON	Suzuki RG500 - MCW	9	52.935	82.14 mph	132.20 kph
101	GP	Andrew DAVIES	Yamaha TZ 250 - GIBSON EXHAUSTS	10	54.094	80.38 mph	129.37 kph
75		Peter WOODALL	MZ ETZ 250 - Core Projects Ltd	10	57.604	75.49 mph	121.49 kph
93	R	Emmanuel BAUMARD	MZ ETZ 250 - Chilton Motors	8	1:05.883	66.00 mph	106.22 kph

Class GPF - 92.5% of Race Speed = 69.23 mph

Class GP - 92.5% of Race Speed = 67.99 mph

Class - 92.5% of Race Speed = 67.76 mph

Class R - 92.5% of Race Speed = 59.11 mph

Brands Hatch Indy

Circuit Length = 1.2079 miles

Start: 17:04 Flag 17:13 End: 17:14

Weather / Track : Cloudy / Dry

These results are provisional until the conclusion of any judicial and technical matters.

Clerk Of Course :	Steward :	Timekeeper :
-------------------	-----------	--------------

Results can be found at www.tsl-timing.com

Printed - 17:18 Saturday, 05 October 2019





BMCRC - MRO Championships 2019 - Rnd 9 @ Brands Hatch Indy

BMZRC 250MZs

RACE 15 - CLASSIFICATION

POS	NO	CL	PIC NAME	ENTRY	LAPS	TIME	GAP	DIFF	MPH	BEST	ON
1	75		1 Peter WOODALL	MZ ETZ 250 - Core Projects Ltd	10	9:53.576			73.26	57.604	10
2	95		2 Christopher ROGERS	MZ ETZ 250 - CB Racing	10	9:54.994	1.418	1.418	73.08	58.071	6
3	85		3 Andrew WALES	MZ ETZ 250 - Illuminated Design LTD	10	9:55.053	1.477	0.059	73.07	58.146	9
4	69		4 Alexander MANN	MZ ETZ 250 - HS RACING	10	9:55.952	2.376	0.899	72.96	58.332	10
5	44		5 Robert DESSOY	MZ ETZ 250 - Eastern Garage Racing	10	10:03.055	9.479	7.103	72.10	59.026	4
6	9		6 Gary HOWLETT	MZ ETZ 250 - HS Racing	10	10:10.370	16.794	7.315	71.24	59.929	9
7	56		7 Russell TURNER	MZ ETZ 250 -	10	10:26.321	32.745	15.951	69.43	1:01.111	8
8	41		8 Gary WILLIAMS	MZ ETZ 250 -	10	10:34.538	40.962	8.217	68.53	1:02.071	5
9	38		9 Chris PETTET	MZ ETZ 250 -	9	9:45.359	1 Lap	1 Lap	66.86	1:03.274	4
10	77		10 Christopher KILGAR	MZ ETZ 250 - RAF motorsports association	9	10:11.460	1 Lap	26.101	64.00	1:05.898	4
11	93	R	1 Emmanuel BAUMARD	MZ ETZ 250 - Chilton Motors	9	10:12.339	1 Lap	0.879	63.91	1:05.883	8

NOT CLASSIFIED

DNF	32		John ASHMEAD	MZ ETZ 250 -	8	8:12.211	2 Laps	1 Lap	70.67	59.875	5
DNF	113		Liam NEWMAN	MZ ETZ 250 - Team newman racing	6	6:01.261	4 Laps	2 Laps	72.22	58.276	6

FASTEST LAP

75			Peter WOODALL	MZ ETZ 250 - Core Projects Ltd	10	57.604			75.49 mph	121.49 kph
93	R		Emmanuel BAUMARD	MZ ETZ 250 - Chilton Motors	8	1:05.883			66.00 mph	106.22 kph

Class - 92.5% of Race Speed = 67.76 mph
Class R - 92.5% of Race Speed = 59.11 mph

Brands Hatch Indy
Circuit Length = 1.2079 miles
Start: 17:04 Flag 17:13 End: 17:14

Weather / Track : Cloudy / Dry
These results are provisional until the conclusion of any judicial and technical matters.

Clerk Of Course :	Steward :	Timekeeper :
-------------------	-----------	--------------

Results can be found at www.tsl-timing.com

Printed - 17:19 Saturday, 05 October 2019





BMCRC - MRO Championships 2019 - Rnd 9 @ Brands Hatch Indy

Blue Haze 2-Stroke GP

RACE 15 - CLASSIFICATION

POS	NO	CL	PIC NAME	ENTRY	LAPS	TIME	GAP	DIFF	MPH	BEST	ON
1	707	GPF	1 Alex SYMON	Suzuki RG500 - MCW	10	9:40.940			74.85	52.935	9
2	101	GP	1 Andrew DAVIES	Yamaha TZ 250 - GIBSON EXHAUSTS	10	9:51.529	10.589	10.589	73.51	54.094	10
3	64	GP	2 Phil ELLIS	Yamaha TZ250B -	10	9:58.001	17.061	6.472	72.71	54.800	10
4	22	GP	3 Rik BALLERINI	Yamaha SPONDON TZ250 - SCLS LTD, GECKO R	10	9:58.575	17.635	0.574	72.64	54.347	7
5	169	GP	4 John HOGG	Yamaha TZ250 -	10	9:59.933	18.993	1.358	72.48	55.007	6
6	15	GPF	2 Billy PERKINS	Yamaha TZR 250 - T.w fuggle & son / Windsor food	10	10:04.971	24.031	5.038	71.88	55.722	2
7	65	GPF	3 Andrew MOXON	Aprilia RS 250 - Suzanne Moxon	10	10:10.232	29.292	5.261	71.26	55.535	8
8	70	GPF	4 Andrew BURSCOUGH	Yamaha YPVS 350 - Apollo Tuning	10	10:13.983	33.043	3.751	70.82	56.305	7
9	2	GP	5 Nick BEDFORD	Yamaha TZ350 - Banx Race Paint	10	10:14.017	33.077	0.034	70.82	56.304	5
10	27	GPF	5 Richard HAYWARD	Yamaha TZR - Gforce Motorcycles	10	10:19.505	38.565	5.488	70.19	56.512	3
11	55	GPF	6 Paul TOLAND	Yamaha 350 -	10	10:21.253	40.313	1.748	69.99	57.411	5
12	60	GPF	7 Daniel GOUGH	Yamaha TZR 250 - G Force Motorcycles	10	10:29.784	48.844	8.531	69.04	57.948	3
13	71	GPF	8 Richard HICKLING	Aprilia RS 125 - All the Pickles	9	9:45.026	1 Lap	1 Lap	66.89	59.303	8
14	67	GPF	9 Mark BAILEY	Yamaha TZR250 - Gforce motorcycles	9	10:07.061	1 Lap	22.035	64.47	1:01.936	3
15	16	GPF	10 Tom CAUGHLIN	Honda NSR MC21 -	9	10:16.271	1 Lap	9.210	63.50	1:02.155	9
16	21	GP	6 Stuart THURTLIE	Honda RS250R NX5 - TeamTortoise	9	10:18.661	1 Lap	2.390	63.26	1:02.192	7

NOT CLASSIFIED

DNF	153	GP	Patrick MILLS	Yamaha TZ250 - Clague Architects	1	1:37.802	9 Laps	8 Laps	44.46		
DNF	11	GPF	Gael MACHARD	Aprilia RS250 -	0						

FASTEST LAP

707	GPF	Alex SYMON	Suzuki RG500 - MCW	9	52.935	82.14 mph	132.20 kph
101	GP	Andrew DAVIES	Yamaha TZ 250 - GIBSON EXHAUSTS	10	54.094	80.38 mph	129.37 kph

Class GPF - 92.5% of Race Speed = 69.23 mph

Class GP - 92.5% of Race Speed = 67.99 mph

Brands Hatch Indy
Circuit Length = 1.2079 miles
Start: 17:04 Flag 17:13 End: 17:14

Weather / Track : Cloudy / Dry

These results are provisional until the conclusion of any judicial and technical matters.

Clerk Of Course :	Steward :	Timekeeper :
-------------------	-----------	--------------

Results can be found at www.tsl-timing.com

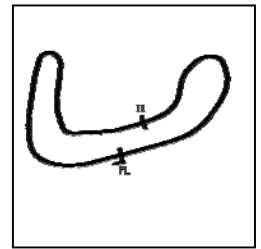
Printed - 17:20 Saturday, 05 October 2019



BMCRC - MRO Championships 2019 - Rnd 9 @ Brands Hatch Indy

BMZRC 250MZs & Blue Haze 2-Stroke GP

RACE 15 - SECTOR ANALYSIS



SECTOR 1 = FL to I1, SECTOR 2 = I1 to FL, DIFF = Difference To Personal Best Lap, P = Crossed Finish Line in Pit Lane, D = Time Disallowed

P1 707 GPF Alex SYMON			Suzuki RG500 - MCW			
IDEAL LAP TIME : 52.702		BEST LAP TIME : 52.935	DIFFERENCE : 0.233			
LAP	SECTOR 1	SECTOR 2	LAP TIME	MPH	DIFF	TIME OF DAY
1 -		22.147	1:37.470	44.61	44.535	17:05:49.608
2 -	32.308	21.599	53.907	80.66	0.972	17:06:43.515
3 -	32.684	21.439	54.123	80.34	1.188	17:07:37.638
4 -	32.155	21.413	53.568	81.17	0.633	17:08:31.206
5 -	32.451	21.261	53.712	80.96	0.777	17:09:24.918
6 -	32.040	21.179	53.219 (3)	81.71	0.284	17:10:18.137
7 -	32.206	20.953	53.159 (2)	81.80	0.224	17:11:11.296
8 -	32.823	21.446	54.269	80.13	1.334	17:12:05.565
9 -	31.749	21.186	52.935 (1)	82.14		17:12:58.500
10 -	33.035	21.543	54.578	79.67	1.643	17:13:53.078

P2 101 GP Andrew DAVIES			Yamaha TZ 250 - GIBSON EXHAUSTS			
IDEAL LAP TIME : 54.001		BEST LAP TIME : 54.094	DIFFERENCE : 0.093			
LAP	SECTOR 1	SECTOR 2	LAP TIME	MPH	DIFF	TIME OF DAY
1 -		22.187	1:38.144	44.30	44.050	17:05:50.282
2 -	32.932	22.147	55.079	78.95	0.985	17:06:45.361
3 -	33.084	22.120	55.204	78.77	1.110	17:07:40.565
4 -	33.021	21.891	54.912	79.19	0.818	17:08:35.477
5 -	32.975	22.111	55.086	78.94	0.992	17:09:30.563
6 -	32.757	21.788	54.545 (3)	79.72	0.451	17:10:25.108
7 -	32.866	22.412	55.278	78.66	1.184	17:11:20.386
8 -	32.475	21.714	54.189 (2)	80.24	0.095	17:12:14.575
9 -	33.393	21.605	54.998	79.06	0.904	17:13:09.573
10 -	32.568	21.526	54.094 (1)	80.38		17:14:03.667

P3 75 Peter WOODALL			MZ ETZ 250 - Core Projects Ltd			
IDEAL LAP TIME : 57.604		BEST LAP TIME : 57.604	DIFFERENCE : 0.000			
LAP	SECTOR 1	SECTOR 2	LAP TIME	MPH	DIFF	TIME OF DAY
1 -			1:06.935	64.96	9.331	17:05:19.073
2 -	34.903	23.751	58.654	74.13	1.050	17:06:17.727
3 -	34.906	24.546	59.452	73.14	1.848	17:07:17.179
4 -	34.890	23.423	58.313 (3)	74.57	0.709	17:08:15.492
5 -	34.782	23.939	58.721	74.05	1.117	17:09:14.213
6 -	34.816	23.705	58.521	74.30	0.917	17:10:12.734
7 -	34.905	23.686	58.591	74.21	0.987	17:11:11.325
8 -	34.845	23.760	58.605	74.20	1.001	17:12:09.930
9 -	34.616	23.564	58.180 (2)	74.74	0.576	17:13:08.110
10 -	34.390	23.214	57.604 (1)	75.49		17:14:05.714

P4 95 Christopher ROGERS			MZ ETZ 250 - CB Racing			
IDEAL LAP TIME : 57.865		BEST LAP TIME : 58.071	DIFFERENCE : 0.206			
LAP	SECTOR 1	SECTOR 2	LAP TIME	MPH	DIFF	TIME OF DAY
1 -			1:07.089	64.81	9.018	17:05:19.227
2 -	35.253	23.411	58.664	74.12	0.593	17:06:17.891
3 -	35.234	24.064	59.298	73.33	1.227	17:07:17.189
4 -	35.098	23.360	58.458 (3)	74.38	0.387	17:08:15.647
5 -	35.130	23.959	59.089	73.59	1.018	17:09:14.736
6 -	34.669	23.402	58.071 (1)	74.88		17:10:12.807
7 -	35.177	23.350	58.527	74.30	0.456	17:11:11.334
8 -	35.220	23.788	59.008	73.69	0.937	17:12:10.342
9 -	35.247	23.257	58.504	74.33	0.433	17:13:08.846
10 -	35.090	23.196	58.286 (2)	74.60	0.215	17:14:07.132

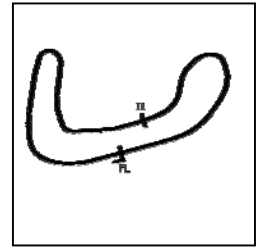
Weather / Track : Cloudy / Dry

Brands Hatch Indy
Circuit Length = 1.2079 miles
Start: 17:04 Flag 17:13 End: 17:14

BMCRC - MRO Championships 2019 - Rnd 9 @ Brands Hatch Indy

BMZRC 250MZs & Blue Haze 2-Stroke GP

RACE 15 - SECTOR ANALYSIS



SECTOR 1 = FL to I1, SECTOR 2 = I1 to FL, DIFF = Difference To Personal Best Lap, P = Crossed Finish Line in Pit Lane, D = Time Disallowed

P5 85		Andrew WALES		MZ ETZ 250 - Illuminated Design LTD		
IDEAL LAP TIME : 58.139		BEST LAP TIME : 58.146		DIFFERENCE : 0.007		
LAP	SECTOR 1	SECTOR 2	LAP TIME	MPH	DIFF	TIME OF DAY
1 -			1:06.998	64.90	8.852	17:05:19.136
2 -	35.132	23.593	58.725	74.05	0.579	17:06:17.861
3 -	35.065	24.185	59.250	73.39	1.104	17:07:17.111
4 -	34.717	23.789	58.506	74.32	0.360	17:08:15.617
5 -	35.245	24.191	59.436	73.16	1.290	17:09:15.053
6 -	34.812	23.565	58.377	74.49	0.231	17:10:13.430
7 -	34.878	23.485	58.363 (3)	74.50	0.217	17:11:11.793
8 -	34.989	23.950	58.939	73.78	0.793	17:12:10.732
9 -	34.724	23.422	58.146 (1)	74.78		17:13:08.878
10 -	34.834	23.479	58.313 (2)	74.57	0.167	17:14:07.191

P6 69		Alexander MANN		MZ ETZ 250 - HS RACING		
IDEAL LAP TIME : 58.269		BEST LAP TIME : 58.332		DIFFERENCE : 0.063		
LAP	SECTOR 1	SECTOR 2	LAP TIME	MPH	DIFF	TIME OF DAY
1 -			1:06.132	65.75	7.800	17:05:18.270
2 -	35.352	23.664	59.016	73.68	0.684	17:06:17.286
3 -	35.350	23.980	59.330	73.29	0.998	17:07:16.616
4 -	34.911	23.506	58.417 (3)	74.44	0.085	17:08:15.033
5 -	35.704	23.894	59.598	72.96	1.266	17:09:14.631
6 -	34.979	23.380	58.359 (2)	74.51	0.027	17:10:12.990
7 -	35.108	23.488	58.596	74.21	0.264	17:11:11.586
8 -	35.601	23.425	59.026	73.67	0.694	17:12:10.612
9 -	35.565	23.581	59.146	73.52	0.814	17:13:09.758
10 -	34.974	23.358	58.332 (1)	74.54		17:14:08.090

P7 64 GP		Phil ELLIS		Yamaha TZ250B -		
IDEAL LAP TIME : 54.640		BEST LAP TIME : 54.800		DIFFERENCE : 0.160		
LAP	SECTOR 1	SECTOR 2	LAP TIME	MPH	DIFF	TIME OF DAY
1 -		22.445	1:38.643	44.08	43.843	17:05:50.781
2 -	33.314	21.994	55.308	78.62	0.508	17:06:46.089
3 -	33.552	22.061	55.613	78.19	0.813	17:07:41.702
4 -	33.837	22.348	56.185	77.39	1.385	17:08:37.887
5 -	33.721	21.820	55.541	78.29	0.741	17:09:33.428
6 -	33.135	22.051	55.186 (2)	78.79	0.386	17:10:28.614
7 -	33.517	21.963	55.480	78.38	0.680	17:11:24.094
8 -	33.447	21.831	55.278 (3)	78.66	0.478	17:12:19.372
9 -	33.323	22.644	55.967	77.69	1.167	17:13:15.339
10 -	33.295	21.505	54.800 (1)	79.35		17:14:10.139

P8 22 GP		Rik BALLERINI		Yamaha SPONDON TZ250 - SCLS LTD, GECKO RACING, DY		
IDEAL LAP TIME : 53.984		BEST LAP TIME : 54.347		DIFFERENCE : 0.363		
LAP	SECTOR 1	SECTOR 2	LAP TIME	MPH	DIFF	TIME OF DAY
1 -		22.675	1:43.540	41.99	49.193	17:05:55.678
2 -	33.177	22.242	55.419	78.46	1.072	17:06:51.097
3 -	32.856	21.732	54.588 (3)	79.66	0.241	17:07:45.685
4 -	32.727	21.848	54.575 (2)	79.68	0.228	17:08:40.260
5 -	32.302	23.290	55.592	78.22	1.245	17:09:35.852
6 -	32.872	22.079	54.951	79.13	0.604	17:10:30.803
7 -	32.496	21.851	54.347 (1)	80.01		17:11:25.150
8 -	33.365	22.103	55.468	78.39	1.121	17:12:20.618
9 -	32.376	22.560	54.936	79.15	0.589	17:13:15.554
10 -	33.477	21.682	55.159	78.83	0.812	17:14:10.713

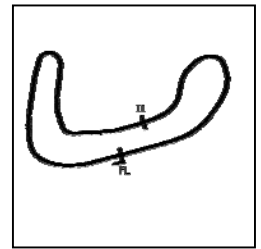
Weather / Track : Cloudy / Dry

Brands Hatch Indy
Circuit Length = 1.2079 miles
Start: 17:04 Flag 17:13 End: 17:14

BMCRC - MRO Championships 2019 - Rnd 9 @ Brands Hatch Indy

BMZRC 250MZs & Blue Haze 2-Stroke GP

RACE 15 - SECTOR ANALYSIS



SECTOR 1 = FL to I1, SECTOR 2 = I1 to FL, DIFF = Difference To Personal Best Lap, P = Crossed Finish Line in Pit Lane, D = Time Disallowed

P9 169 GP		John HOGG		Yamaha TZ250 -		
IDEAL LAP TIME : 54.860		BEST LAP TIME : 55.007		DIFFERENCE : 0.147		
LAP	SECTOR 1	SECTOR 2	LAP TIME	MPH	DIFF	TIME OF DAY
1 -		22.820	1:39.331	43.77	44.324	17:05:51.469
2 -	33.080	22.240	55.320 (2)	78.60	0.313	17:06:46.789
3 -	33.313	22.710	56.023	77.62	1.016	17:07:42.812
4 -	33.515	22.579	56.094	77.52	1.087	17:08:38.906
5 -	33.070	22.289	55.359	78.55	0.352	17:09:34.265
6 -	32.972	22.035	55.007 (1)	79.05		17:10:29.272
7 -	33.457	21.888	55.345 (3)	78.57	0.338	17:11:24.617
8 -	34.247	22.305	56.552	76.89	1.545	17:12:21.169
9 -	33.071	22.288	55.359	78.55	0.352	17:13:16.528
10 -	33.385	22.158	55.543	78.29	0.536	17:14:12.071

P10 44		Robert DESOY		MZ ETZ 250 - Eastern Garage Racing		
IDEAL LAP TIME : 58.732		BEST LAP TIME : 59.026		DIFFERENCE : 0.294		
LAP	SECTOR 1	SECTOR 2	LAP TIME	MPH	DIFF	TIME OF DAY
1 -		24.089	1:07.088	64.81	8.062	17:05:19.226
2 -	36.052	24.089	1:00.141	72.30	1.115	17:06:19.367
3 -	34.830	24.295	59.125 (2)	73.54	0.099	17:07:18.492
4 -	34.863	24.163	59.026 (1)	73.67		17:08:17.518
5 -	35.169	24.446	59.615	72.94	0.589	17:09:17.133
6 -	35.556	24.328	59.884	72.61	0.858	17:10:17.017
7 -	35.253	24.129	59.382	73.23	0.356	17:11:16.399
8 -	35.367	24.033	59.400	73.20	0.374	17:12:15.799
9 -	35.500	24.643	1:00.143	72.30	1.117	17:13:15.942
10 -	35.349	23.902	59.251 (3)	73.39	0.225	17:14:15.193

P11 15 GPF		Billy PERKINS		Yamaha TZR 250 - T.w fuggle & son / Windsor food machinery		
IDEAL LAP TIME : 55.389		BEST LAP TIME : 55.722		DIFFERENCE : 0.333		
LAP	SECTOR 1	SECTOR 2	LAP TIME	MPH	DIFF	TIME OF DAY
1 -		22.535	1:39.466	43.71	43.744	17:05:51.604
2 -	33.247	22.475	55.722 (1)	78.04		17:06:47.326
3 -	32.997	22.972	55.969	77.69	0.247	17:07:43.295
4 -	33.317	22.484	55.801 (3)	77.93	0.079	17:08:39.096
5 -	33.190	22.685	55.875	77.82	0.153	17:09:34.971
6 -	34.617	22.627	57.244	75.96	1.522	17:10:32.215
7 -	33.441	22.392	55.833	77.88	0.111	17:11:28.048
8 -	33.204	22.636	55.840	77.87	0.118	17:12:23.888
9 -	33.221	22.522	55.743 (2)	78.01	0.021	17:13:19.631
10 -	34.633	22.845	57.478	75.65	1.756	17:14:17.109

P12 65 GPF		Andrew MOXON		Aprilia RS 250 - Suzanne Moxon		
IDEAL LAP TIME : 55.535		BEST LAP TIME : 55.535		DIFFERENCE : 0.000		
LAP	SECTOR 1	SECTOR 2	LAP TIME	MPH	DIFF	TIME OF DAY
1 -		22.555	1:41.447	42.86	45.912	17:05:53.585
2 -	33.984	22.650	56.634	76.78	1.099	17:06:50.219
3 -	33.875	22.723	56.598	76.83	1.063	17:07:46.817
4 -	33.659	22.834	56.493	76.97	0.958	17:08:43.310
5 -	33.966	22.505	56.471 (3)	77.00	0.936	17:09:39.781
6 -	34.155	22.973	57.128	76.12	1.593	17:10:36.909
7 -	33.721	22.534	56.255 (2)	77.30	0.720	17:11:33.164
8 -	33.320	22.215	55.535 (1)	78.30		17:12:28.699
9 -	34.301	22.373	56.674	76.73	1.139	17:13:25.373
10 -	34.184	22.813	56.997	76.29	1.462	17:14:22.370

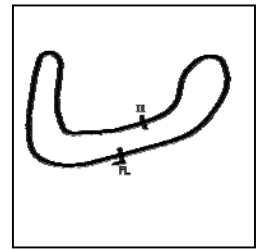
Weather / Track : Cloudy / Dry

Brands Hatch Indy
Circuit Length = 1.2079 miles
Start: 17:04 Flag 17:13 End: 17:14

BMCRC - MRO Championships 2019 - Rnd 9 @ Brands Hatch Indy

BMZRC 250MZs & Blue Haze 2-Stroke GP

RACE 15 - SECTOR ANALYSIS



SECTOR 1 = FL to I1, SECTOR 2 = I1 to FL, DIFF = Difference To Personal Best Lap, P = Crossed Finish Line in Pit Lane, D = Time Disallowed

P13 9 Gary HOWLETT		MZ ETZ 250 - HS Racing				
IDEAL LAP TIME : 59.643		BEST LAP TIME : 59.929		DIFFERENCE : 0.286		
LAP	SECTOR 1	SECTOR 2	LAP TIME	MPH	DIFF	TIME OF DAY
1 -			1:08.507	63.47	8.578	17:05:20.645
2 -	36.278	23.927	1:00.205	72.22	0.276	17:06:20.850
3 -	36.120	24.110	1:00.230	72.19	0.301	17:07:21.080
4 -	36.023	24.060	1:00.083 (3)	72.37	0.154	17:08:21.163
5 -	36.247	23.852	1:00.099	72.35	0.170	17:09:21.262
6 -	35.791	24.275	1:00.066 (2)	72.39	0.137	17:10:21.328
7 -	36.479	23.933	1:00.412	71.98	0.483	17:11:21.740
8 -	36.355	23.859	1:00.214	72.21	0.285	17:12:21.954
9 -	35.886	24.043	59.929 (1)	72.56		17:13:21.883
10 -	36.143	24.482	1:00.625	71.72	0.696	17:14:22.508

P14 70 GPF Andrew BURSCOUGH		Yamaha YPVS 350 - Apollo Tuning				
IDEAL LAP TIME : 55.919		BEST LAP TIME : 56.305		DIFFERENCE : 0.386		
LAP	SECTOR 1	SECTOR 2	LAP TIME	MPH	DIFF	TIME OF DAY
1 -		23.625	1:43.105	42.17	46.800	17:05:55.243
2 -	33.937	22.545	56.482 (2)	76.99	0.177	17:06:51.725
3 -	33.575	23.022	56.597	76.83	0.292	17:07:48.322
4 -	34.102	22.883	56.985	76.31	0.680	17:08:45.307
5 -	33.683	23.077	56.760	76.61	0.455	17:09:42.067
6 -	33.943	22.999	56.942	76.36	0.637	17:10:39.009
7 -	33.454	22.851	56.305 (1)	77.23		17:11:35.314
8 -	34.237	22.904	57.141	76.10	0.836	17:12:32.455
9 -	34.117	22.465	56.582 (3)	76.85	0.277	17:13:29.037
10 -	34.044	23.040	57.084	76.17	0.779	17:14:26.121

P15 2 GP Nick BEDFORD		Yamaha TZ350 - Banx Race Paint				
IDEAL LAP TIME : 56.049		BEST LAP TIME : 56.304		DIFFERENCE : 0.255		
LAP	SECTOR 1	SECTOR 2	LAP TIME	MPH	DIFF	TIME OF DAY
1 -		23.716	1:42.763	42.31	46.459	17:05:54.901
2 -	34.901	22.776	57.677	75.39	1.373	17:06:52.578
3 -	34.007	22.668	56.675	76.72	0.371	17:07:49.253
4 -	34.411	22.617	57.028	76.25	0.724	17:08:46.281
5 -	33.816	22.488	56.304 (1)	77.23		17:09:42.585
6 -	33.921	22.603	56.524 (3)	76.93	0.220	17:10:39.109
7 -	33.857	22.589	56.446 (2)	77.04	0.142	17:11:35.555
8 -	34.189	22.743	56.932	76.38	0.628	17:12:32.487
9 -	34.539	22.233	56.772	76.59	0.468	17:13:29.259
10 -	34.300	22.596	56.896	76.43	0.592	17:14:26.155

P16 27 GPF Richard HAYWARD		Yamaha TZR - Gforce Motorcycles				
IDEAL LAP TIME : 56.512		BEST LAP TIME : 56.512		DIFFERENCE : 0.000		
LAP	SECTOR 1	SECTOR 2	LAP TIME	MPH	DIFF	TIME OF DAY
1 -		23.827	1:43.701	41.93	47.189	17:05:55.839
2 -	34.637	23.279	57.916	75.08	1.404	17:06:53.755
3 -	34.103	22.409	56.512 (1)	76.95		17:07:50.267
4 -	34.304	23.082	57.386	75.77	0.874	17:08:47.653
5 -	34.470	23.095	57.565	75.54	1.053	17:09:45.218
6 -	34.118	23.097	57.215 (3)	76.00	0.703	17:10:42.433
7 -	34.454	23.157	57.611	75.48	1.099	17:11:40.044
8 -	34.498	22.825	57.323	75.86	0.811	17:12:37.367
9 -	34.317	22.700	57.017 (2)	76.26	0.505	17:13:34.384
10 -	34.727	22.532	57.259	75.94	0.747	17:14:31.643

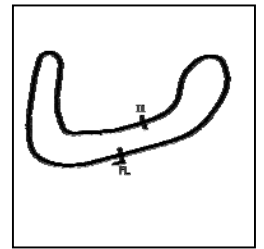
Weather / Track : Cloudy / Dry

Brands Hatch Indy
Circuit Length = 1.2079 miles
Start: 17:04 Flag 17:13 End: 17:14

BMCRC - MRO Championships 2019 - Rnd 9 @ Brands Hatch Indy

BMZRC 250MZs & Blue Haze 2-Stroke GP

RACE 15 - SECTOR ANALYSIS



SECTOR 1 = FL to I1, SECTOR 2 = I1 to FL, DIFF = Difference To Personal Best Lap, P = Crossed Finish Line in Pit Lane, D = Time Disallowed

P17 55 GPF Paul TOLAND			Yamaha 350 -			
IDEAL LAP TIME : 57.082		BEST LAP TIME : 57.411	DIFFERENCE : 0.329			
LAP	SECTOR 1	SECTOR 2	LAP TIME	MPH	DIFF	TIME OF DAY
1 -		23.359	1:41.343	42.90	43.932	17:05:53.481
2 -	34.581	23.333	57.914	75.08	0.503	17:06:51.395
3 -	34.651	23.148	57.799	75.23	0.388	17:07:49.194
4 -	34.990	23.235	58.225	74.68	0.814	17:08:47.419
5 -	34.410	23.001	57.411 (1)	75.74		17:09:44.830
6 -	34.245	23.414	57.659 (3)	75.41	0.248	17:10:42.489
7 -	34.480	23.205	57.685	75.38	0.274	17:11:40.174
8 -	35.148	22.852	58.000	74.97	0.589	17:12:38.174
9 -	34.307	23.420	57.727	75.33	0.316	17:13:35.901
10 -	34.653	22.837	57.490 (2)	75.64	0.079	17:14:33.391

P18 56 Russell TURNER			MZ ETZ 250 -			
IDEAL LAP TIME : 1:01.111		BEST LAP TIME : 1:01.111	DIFFERENCE : 0.000			
LAP	SECTOR 1	SECTOR 2	LAP TIME	MPH	DIFF	TIME OF DAY
1 -			1:10.787	61.43	9.676	17:05:22.925
2 -	37.540	25.135	1:02.675	69.38	1.564	17:06:25.600
3 -	37.147	25.290	1:02.437	69.64	1.326	17:07:28.037
4 -	36.648	24.991	1:01.639	70.54	0.528	17:08:29.676
5 -	36.459	24.836	1:01.295 (2)	70.94	0.184	17:09:30.971
6 -	36.497	24.872	1:01.369 (3)	70.85	0.258	17:10:32.340
7 -	36.890	24.967	1:01.857	70.30	0.746	17:11:34.197
8 -	36.383	24.728	1:01.111 (1)	71.15		17:12:35.308
9 -	36.613	24.770	1:01.383	70.84	0.272	17:13:36.691
10 -	36.962	24.806	1:01.768	70.40	0.657	17:14:38.459

P19 60 GPF Daniel GOUGH			Yamaha TZR 250 - G Force Motorcycles			
IDEAL LAP TIME : 57.806		BEST LAP TIME : 57.948	DIFFERENCE : 0.142			
LAP	SECTOR 1	SECTOR 2	LAP TIME	MPH	DIFF	TIME OF DAY
1 -		23.767	1:43.845	41.87	45.897	17:05:55.983
2 -	35.206	23.338	58.544	74.27	0.596	17:06:54.527
3 -	34.901	23.047	57.948 (1)	75.04		17:07:52.475
4 -	34.759	23.520	58.279 (3)	74.61	0.331	17:08:50.754
5 -	35.076	23.130	58.206 (2)	74.71	0.258	17:09:48.960
6 -	35.120	23.279	58.399	74.46	0.451	17:10:47.359
7 -	34.887	23.455	58.342	74.53	0.394	17:11:45.701
8 -	35.150	23.382	58.532	74.29	0.584	17:12:44.233
9 -	35.585	23.225	58.810	73.94	0.862	17:13:43.043
10 -	35.397	23.482	58.879	73.85	0.931	17:14:41.922

P20 41 Gary WILLIAMS			MZ ETZ 250 -			
IDEAL LAP TIME : 1:01.833		BEST LAP TIME : 1:02.071	DIFFERENCE : 0.238			
LAP	SECTOR 1	SECTOR 2	LAP TIME	MPH	DIFF	TIME OF DAY
1 -			1:10.386	61.78	8.315	17:05:22.524
2 -	37.422	25.185	1:02.607	69.45	0.536	17:06:25.131
3 -	37.315	25.632	1:02.947	69.08	0.876	17:07:28.078
4 -	37.342	25.342	1:02.684	69.37	0.613	17:08:30.762
5 -	36.862	25.209	1:02.071 (1)	70.05		17:09:32.833
6 -	37.705	25.051	1:02.756	69.29	0.685	17:10:35.589
7 -	37.576	25.414	1:02.990	69.03	0.919	17:11:38.579
8 -	37.414	25.047	1:02.461 (2)	69.62	0.390	17:12:41.040
9 -	37.885	25.182	1:03.067	68.95	0.996	17:13:44.107
10 -	37.598	24.971	1:02.569 (3)	69.50	0.498	17:14:46.676

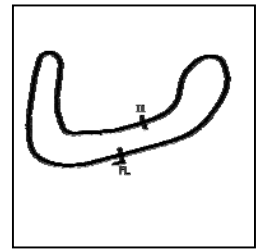
Weather / Track : Cloudy / Dry

Brands Hatch Indy
Circuit Length = 1.2079 miles
Start: 17:04 Flag 17:13 End: 17:14

BMCRC - MRO Championships 2019 - Rnd 9 @ Brands Hatch Indy

BMZRC 250MZs & Blue Haze 2-Stroke GP

RACE 15 - SECTOR ANALYSIS



SECTOR 1 = FL to I1, SECTOR 2 = I1 to FL, DIFF = Difference To Personal Best Lap, P = Crossed Finish Line in Pit Lane, D = Time Disallowed

P21 71 GPF		Richard HICKLING		Aprilia RS 125 - All the Pickles		
IDEAL LAP TIME : 59.045		BEST LAP TIME : 59.303		DIFFERENCE : 0.258		
LAP	SECTOR 1	SECTOR 2	LAP TIME	MPH	DIFF	TIME OF DAY
1 -		24.592	1:45.998	41.02	46.695	17:05:58.136
2 -	36.085	24.753	1:00.838	71.47	1.535	17:06:58.974
3 -	35.904	24.296	1:00.200	72.23	0.897	17:07:59.174
4 -	35.282	24.290	59.572 (3)	72.99	0.269	17:08:58.746
5 -	35.104	24.482	59.586	72.98	0.283	17:09:58.332
6 -	36.067	24.300	1:00.367	72.03	1.064	17:10:58.699
7 -	35.251	24.149	59.400 (2)	73.20	0.097	17:11:58.099
8 -	35.050	24.253	59.303 (1)	73.32		17:12:57.402
9 -	35.767	23.995	59.762	72.76	0.459	17:13:57.164

P22 38		Chris PETTET		MZ ETZ 250 -		
IDEAL LAP TIME : 1:03.205		BEST LAP TIME : 1:03.274		DIFFERENCE : 0.069		
LAP	SECTOR 1	SECTOR 2	LAP TIME	MPH	DIFF	TIME OF DAY
1 -		25.276	1:11.604	60.73	8.330	17:05:23.742
2 -	37.971	25.324	1:03.295 (2)	68.70	0.021	17:06:27.037
3 -	38.011	25.465	1:03.476 (3)	68.50	0.202	17:07:30.513
4 -	37.929	25.345	1:03.274 (1)	68.72		17:08:33.787
5 -	38.189	26.301	1:04.490	67.43	1.216	17:09:38.277
6 -	38.472	25.338	1:03.810	68.14	0.536	17:10:42.087
7 -	38.661	26.155	1:04.816	67.09	1.542	17:11:46.903
8 -	39.267	25.801	1:05.068	66.83	1.794	17:12:51.971
9 -	39.624	25.902	1:05.526	66.36	2.252	17:13:57.497

P23 67 GPF		Mark BAILEY		Yamaha TZR250 - Gforce motorcycles		
IDEAL LAP TIME : 1:01.834		BEST LAP TIME : 1:01.936		DIFFERENCE : 0.102		
LAP	SECTOR 1	SECTOR 2	LAP TIME	MPH	DIFF	TIME OF DAY
1 -		24.939	1:46.505	40.82	44.569	17:05:58.643
2 -	37.209	24.750	1:01.959 (2)	70.18	0.023	17:07:00.602
3 -	37.311	24.625	1:01.936 (1)	70.21		17:08:02.538
4 -	37.494	25.046	1:02.540	69.53	0.604	17:09:05.078
5 -	37.516	25.364	1:02.880	69.15	0.944	17:10:07.958
6 -	37.506	24.882	1:02.388 (3)	69.70	0.452	17:11:10.346
7 -	37.942	24.792	1:02.734	69.31	0.798	17:12:13.080
8 -	37.936	25.369	1:03.305	68.69	1.369	17:13:16.385
9 -	38.051	24.763	1:02.814	69.22	0.878	17:14:19.199

P24 77		Christopher KILGAR		MZ ETZ 250 - RAF motorsports association		
IDEAL LAP TIME : 1:05.898		BEST LAP TIME : 1:05.898		DIFFERENCE : 0.000		
LAP	SECTOR 1	SECTOR 2	LAP TIME	MPH	DIFF	TIME OF DAY
1 -		26.722	1:14.747	58.17	8.849	17:05:26.885
2 -	40.166	27.156	1:07.322	64.59	1.424	17:06:34.207
3 -	40.040	26.845	1:06.885 (3)	65.01	0.987	17:07:41.092
4 -	39.503	26.395	1:05.898 (1)	65.98		17:08:46.990
5 -	40.478	27.033	1:07.511	64.41	1.613	17:09:54.501
6 -	40.326	27.180	1:07.506	64.41	1.608	17:11:02.007
7 -	40.607	26.880	1:07.487	64.43	1.589	17:12:09.494
8 -	39.550	26.781	1:06.331 (2)	65.55	0.433	17:13:15.825
9 -	40.708	27.065	1:07.773	64.16	1.875	17:14:23.598

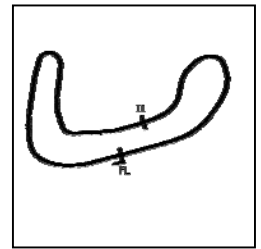
Weather / Track : Cloudy / Dry

Brands Hatch Indy
Circuit Length = 1.2079 miles
Start: 17:04 Flag 17:13 End: 17:14

BMCRC - MRO Championships 2019 - Rnd 9 @ Brands Hatch Indy

BMZRC 250MZs & Blue Haze 2-Stroke GP

RACE 15 - SECTOR ANALYSIS



SECTOR 1 = FL to I1, SECTOR 2 = I1 to FL, DIFF = Difference To Personal Best Lap, P = Crossed Finish Line in Pit Lane, D = Time Disallowed

P25 93 R Emmanuel BAUMARD			MZ ETZ 250 - Chilton Motors			
IDEAL LAP TIME : 1:05.020		BEST LAP TIME : 1:05.883	DIFFERENCE : 0.863			
LAP	SECTOR 1	SECTOR 2	LAP TIME	MPH	DIFF	TIME OF DAY
1 -		27.069	1:17.015	56.46	11.132	17:05:29.153
2 -	41.010	27.323	1:08.333	63.63	2.450	17:06:37.486
3 -	41.917	27.015	1:08.932	63.08	3.049	17:07:46.418
4 -	39.919	26.971	1:06.890	65.01	1.007	17:08:53.308
5 -	40.500	26.244	1:06.744	65.15	0.861	17:10:00.052
6 -	39.842	26.350	1:06.192 (3)	65.69	0.309	17:11:06.244
7 -	39.697	26.247	1:05.944 (2)	65.94	0.061	17:12:12.188
8 -	39.167	26.716	1:05.883 (1)	66.00		17:13:18.071
9 -	40.553	25.853	1:06.406	65.48	0.523	17:14:24.477

P26 16 GPF Tom CAUGHLIN			Honda NSR MC21 -			
IDEAL LAP TIME : 1:02.042		BEST LAP TIME : 1:02.155	DIFFERENCE : 0.113			
LAP	SECTOR 1	SECTOR 2	LAP TIME	MPH	DIFF	TIME OF DAY
1 -		25.977	1:53.228	38.40	51.073	17:06:05.366
2 -	38.259	25.033	1:03.292	68.70	1.137	17:07:08.658
3 -	37.785	25.406	1:03.191	68.81	1.036	17:08:11.849
4 -	38.081	25.596	1:03.677	68.29	1.522	17:09:15.526
5 -	37.542	24.721	1:02.263 (2)	69.84	0.108	17:10:17.789
6 -	37.658	25.578	1:03.236	68.76	1.081	17:11:21.025
7 -	37.789	24.973	1:02.762	69.28	0.607	17:12:23.787
8 -	37.346	25.121	1:02.467 (3)	69.61	0.312	17:13:26.254
9 -	37.321	24.834	1:02.155 (1)	69.96		17:14:28.409

P27 21 GP Stuart THURTLE			Honda RS250R NX5 - TeamTortoise			
IDEAL LAP TIME : 1:02.083		BEST LAP TIME : 1:02.192	DIFFERENCE : 0.109			
LAP	SECTOR 1	SECTOR 2	LAP TIME	MPH	DIFF	TIME OF DAY
1 -		25.693	1:51.042	39.16	48.850	17:06:03.180
2 -	38.822	25.229	1:04.051	67.89	1.859	17:07:07.231
3 -	39.486	25.404	1:04.890	67.01	2.698	17:08:12.121
4 -	39.890	25.624	1:05.514	66.37	3.322	17:09:17.635
5 -	38.291	24.755	1:03.046	68.97	0.854	17:10:20.681
6 -	38.927	24.009	1:02.936	69.09	0.744	17:11:23.617
7 -	38.074	24.118	1:02.192 (1)	69.92		17:12:25.809
8 -	38.226	24.179	1:02.405 (2)	69.68	0.213	17:13:28.214
9 -	38.313	24.272	1:02.585 (3)	69.48	0.393	17:14:30.799

P28 32 John ASHMEAD			MZ ETZ 250 -			
IDEAL LAP TIME : 59.817		BEST LAP TIME : 59.875	DIFFERENCE : 0.058			
LAP	SECTOR 1	SECTOR 2	LAP TIME	MPH	DIFF	TIME OF DAY
1 -			1:08.855	63.15	8.980	17:05:20.993
2 -	36.042	24.104	1:00.146 (2)	72.30	0.271	17:06:21.139
3 -	36.000	24.156	1:00.156 (3)	72.28	0.281	17:07:21.295
4 -	36.031	24.139	1:00.170	72.27	0.295	17:08:21.465
5 -	35.713	24.162	59.875 (1)	72.62		17:09:21.340
6 -	35.879	24.324	1:00.203	72.23	0.328	17:10:21.543
7 -	36.444	24.377	1:00.821	71.49	0.946	17:11:22.364
8 -	36.635	25.350	1:01.985	70.15	2.110	17:12:24.349

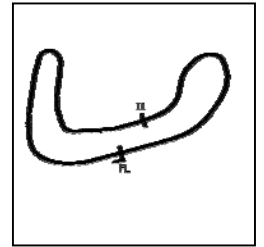
Weather / Track : Cloudy / Dry

Brands Hatch Indy
Circuit Length = 1.2079 miles
Start: 17:04 Flag 17:13 End: 17:14

BMCRC - MRO Championships 2019 - Rnd 9 @ Brands Hatch Indy

BMZRC 250MZs & Blue Haze 2-Stroke GP

RACE 15 - SECTOR ANALYSIS



SECTOR 1 = FL to I1, SECTOR 2 = I1 to FL, DIFF = Difference To Personal Best Lap, P = Crossed Finish Line in Pit Lane, D = Time Disallowed

P29 113		Liam NEWMAN		MZ ETZ 250 - Team newman racing		
IDEAL LAP TIME : 57.984		BEST LAP TIME : 58.276		DIFFERENCE : 0.292		
LAP	SECTOR 1	SECTOR 2	LAP TIME	MPH	DIFF	TIME OF DAY
1 -			1:07.264	64.64	8.988	17:05:19.402
2 -	35.685	23.970	59.655	72.89	1.379	17:06:19.057
3 -	34.984	24.175	59.159	73.50	0.883	17:07:18.216
4 -	34.748	23.779	58.527 (3)	74.30	0.251	17:08:16.743
5 -	34.868	23.512	58.380 (2)	74.48	0.104	17:09:15.123
6 -	35.040	23.236	58.276 (1)	74.62		17:10:13.399

P30 153 GP		Patrick MILLS		Yamaha TZ250 - Clague Architects		
IDEAL LAP TIME : 54.580		BEST LAP TIME :		DIFFERENCE :		
LAP	SECTOR 1	SECTOR 2	LAP TIME	MPH	DIFF	TIME OF DAY
1 -		22.058	1:37.802	44.46		17:05:49.940

BMCRC - MRO Championships 2019 - Rnd 9 @ Brands Hatch Indy

BMZRC 250MZs & Blue Haze 2-Stroke GP

RACE 15 - BEST SECTORS

SECTOR 1			SECTOR 2			IDEAL / BEST COMPARISON						
POS	NO	NAME	TIME	NO	NAME	TIME	POS	NO	NAME	IDEAL	BEST	DIFF
									PERFECT LAP	52.702		
1	707	SYMON	31.749	707	SYMON	20.953	1	707	SYMON	52.702	52.935	0.233
2	22	BALLERINI	32.302	64	ELLIS	21.505	2	22	BALLERINI	53.984	54.347	0.363
3	101	DAVIES	32.475	101	DAVIES	21.526	3	101	DAVIES	54.001	54.094	0.093
4	153	MILLS	32.522	22	BALLERINI	21.682	4	153	MILLS	54.580		
5	169	HOGG	32.972	169	HOGG	21.888	5	64	ELLIS	54.640	54.800	0.160
6	15	PERKINS	32.997	153	MILLS	22.058	6	169	HOGG	54.860	55.007	0.147
7	64	ELLIS	33.135	65	MOXON	22.215	7	15	PERKINS	55.389	55.722	0.333
8	65	MOXON	33.320	2	BEDFORD	22.233	8	65	MOXON	55.535	55.535	0.000
9	70	BURSCOUGH	33.454	15	PERKINS	22.392	9	70	BURSCOUGH	55.919	56.305	0.386
10	2	BEDFORD	33.816	27	HAYWARD	22.409	10	2	BEDFORD	56.049	56.304	0.255
11	27	HAYWARD	34.103	70	BURSCOUGH	22.465	11	27	HAYWARD	56.512	56.512	0.000
12	55	TOLAND	34.245	55	TOLAND	22.837	12	55	TOLAND	57.082	57.411	0.329
13	75	WOODALL	34.390	60	GOUGH	23.047	13	75	WOODALL	57.604	57.604	0.000
14	95	ROGERS	34.669	95	ROGERS	23.196	14	60	GOUGH	57.806	57.948	0.142
15	85	WALES	34.717	75	WOODALL	23.214	15	95	ROGERS	57.865	58.071	0.206
16	113	NEWMAN	34.748	113	NEWMAN	23.236	16	113	NEWMAN	57.984	58.276	0.292
17	60	GOUGH	34.759	69	MANN	23.358	17	85	WALES	58.139	58.146	0.007
18	44	DESSOY	34.830	85	WALES	23.422	18	69	MANN	58.269	58.332	0.063
19	69	MANN	34.911	9	HOWLETT	23.852	19	44	DESSOY	58.732	59.026	0.294
20	71	HICKLING	35.050	44	DESSOY	23.902	20	71	HICKLING	59.045	59.303	0.258
21	32	ASHMEAD	35.713	71	HICKLING	23.995	21	9	HOWLETT	59.643	59.929	0.286
22	9	HOWLETT	35.791	21	THURTL	24.009	22	32	ASHMEAD	59.817	59.875	0.058
23	56	TURNER	36.383	32	ASHMEAD	24.104	23	56	TURNER	1:01.111	1:01.111	0.000
24	41	WILLIAMS	36.862	67	BAILEY	24.625	24	41	WILLIAMS	1:01.833	1:02.071	0.238
25	67	BAILEY	37.209	16	CAUGHLIN	24.721	25	67	BAILEY	1:01.834	1:01.936	0.102
26	16	CAUGHLIN	37.321	56	TURNER	24.728	26	16	CAUGHLIN	1:02.042	1:02.155	0.113
27	38	PETTET	37.929	41	WILLIAMS	24.971	27	21	THURTL	1:02.083	1:02.192	0.109
28	21	THURTL	38.074	38	PETTET	25.276	28	38	PETTET	1:03.205	1:03.274	0.069
29	93	BAUMARD	39.167	93	BAUMARD	25.853	29	93	BAUMARD	1:05.020	1:05.883	0.863
30	77	KILGAR	39.503	77	KILGAR	26.395	30	77	KILGAR	1:05.898	1:05.898	0.000

31

BMCRC - MRO Championships 2019 - Rnd 9 @ Brands Hatch Indy

BMZRC 250MZs & Blue Haze 2-Stroke GP

RACE 15 - STATISTICS

Competitors Started 31
Planned Start 2019-10-05 @ 16:50:00.000
Actual Start 2019-10-05 @ 17:04:12.137
Finish Time 2019-10-05 @ 17:13:53.077
Track Length 1.2079mi.
Total Laps 278
Total Distance Covered 335.8088mi.

Session Fastest Lap History

NO	CL	NAME	LAP TIME	TIME OF DAY	LAP	VEHICLE
69		Alexander MANN	59.016	17:06:17.318	2	MZ ETZ 250
75		Peter WOODALL	58.654	17:06:17.739	2	MZ ETZ 250
707	GPF	Alex SYMON	53.907	17:06:43.532	2	Suzuki RG500
707	GPF	Alex SYMON	53.568	17:08:31.223	4	Suzuki RG500
707	GPF	Alex SYMON	53.219	17:10:18.153	6	Suzuki RG500
707	GPF	Alex SYMON	53.159	17:11:11.310	7	Suzuki RG500
707	GPF	Alex SYMON	52.935	17:12:58.517	9	Suzuki RG500

Session Leader History

NO	CL	NAME	FROM LAP	LAPS LED	DISTANCE	VEHICLE
69		Alexander MANN	1	4	4.83 miles	MZ ETZ 250
75		Peter WOODALL	5	2	2.41 miles	MZ ETZ 250
707	GPF	Alex SYMON	7	4	4.83 miles	Suzuki RG500

Flag History

TYPE	TIME OF DAY
GREEN	17:04:12.137
FINISH	17:13:53.077

Flag Statistics

TYPE	COUNT	TOTAL LAPS	TOTAL TIME
Green	1	10	10:38.084
Red	0	0	0.000
Safety Car	0	0	0.000
FCY	0	0	0.000

Weather / Track : Cloudy / Dry

These results are provisional until the conclusion of any judicial and technical matters.

Brands Hatch Indy

Circuit Length = 1.2079 miles

Start: 17:04 Flag 17:13 End: 17:14

Clerk Of Course :		Timekeeper :
-------------------	--	--------------

BMCRC - MRO Championships 2019 - Rnd 9 @ Brands Hatch Indy

BMZRC 250MZs & Blue Haze 2-Stroke GP

RACE 15 - STATISTICS

CLASS : GP

7 Starters

Fastest Lap History

NO	NAME	LAP TIME	TIME OF DAY	LAP	VEHICLE
101	Andrew DAVIES	55.079	17:06:45.385	2	Yamaha TZ 250
22	Rik BALLERINI	54.588	17:07:45.696	3	Yamaha SPONDON TZ250
22	Rik BALLERINI	54.575	17:08:40.270	4	Yamaha SPONDON TZ250
101	Andrew DAVIES	54.545	17:10:25.132	6	Yamaha TZ 250
22	Rik BALLERINI	54.347	17:11:25.157	7	Yamaha SPONDON TZ250
101	Andrew DAVIES	54.189	17:12:14.600	8	Yamaha TZ 250
101	Andrew DAVIES	54.094	17:14:03.690	10	Yamaha TZ 250

Leader History

NO	NAME	FROM LAP	LAPS LED	DISTANCE	VEHICLE
101	Andrew DAVIES	1	10	12.07 miles	Yamaha TZ 250

Weather / Track : Cloudy / Dry

These results are provisional until the conclusion of any judicial and technical matters.

Brands Hatch Indy

Circuit Length = 1.2079 miles

Start: 17:04 Flag 17:13 End: 17:14

Clerk Of Course :

Timekeeper :

BMCRC - MRO Championships 2019 - Rnd 9 @ Brands Hatch Indy

BMZRC 250MZs & Blue Haze 2-Stroke GP

RACE 15 - STATISTICS

CLASS : GPF

11 Starters

Fastest Lap History

NO	NAME	LAP TIME	TIME OF DAY	LAP	VEHICLE
707	Alex SYMON	53.907	17:06:43.532	2	Suzuki RG500
707	Alex SYMON	53.568	17:08:31.223	4	Suzuki RG500
707	Alex SYMON	53.219	17:10:18.153	6	Suzuki RG500
707	Alex SYMON	53.159	17:11:11.310	7	Suzuki RG500
707	Alex SYMON	52.935	17:12:58.517	9	Suzuki RG500

Leader History

NO	NAME	FROM LAP	LAPS LED	DISTANCE	VEHICLE
707	Alex SYMON	1	10	12.07 miles	Suzuki RG500

Weather / Track : Cloudy / Dry

These results are provisional until the conclusion of any judicial and technical matters.

Brands Hatch Indy

Circuit Length = 1.2079 miles

Start: 17:04 Flag 17:13 End: 17:14

Clerk Of Course :

Timekeeper :

BMCRC - MRO Championships 2019 - Rnd 9 @ Brands Hatch Indy

BMZRC 250MZs & Blue Haze 2-Stroke GP

RACE 15 - STATISTICS

CLASS :

12 Starters

Fastest Lap History

NO	NAME	LAP TIME	TIME OF DAY	LAP	VEHICLE
69	Alexander MANN	59.016	17:06:17.318	2	MZ ETZ 250
75	Peter WOODALL	58.654	17:06:17.739	2	MZ ETZ 250
69	Alexander MANN	58.417	17:08:15.064	4	MZ ETZ 250
75	Peter WOODALL	58.313	17:08:15.504	4	MZ ETZ 250
95	Christopher ROGERS	58.071	17:10:12.807	6	MZ ETZ 250
75	Peter WOODALL	57.604	17:14:05.726	10	MZ ETZ 250

Leader History

NO	NAME	FROM LAP	LAPS LED	DISTANCE	VEHICLE
75	Peter WOODALL	1	10	12.07 miles	MZ ETZ 250

Weather / Track : Cloudy / Dry

These results are provisional until the conclusion of any judicial and technical matters.

Brands Hatch Indy

Circuit Length = 1.2079 miles

Start: 17:04 Flag 17:13 End: 17:14

Clerk Of Course :

Timekeeper :

BMCRC - MRO Championships 2019 - Rnd 9 @ Brands Hatch Indy

BMZRC 250MZs & Blue Haze 2-Stroke GP

RACE 15 - STATISTICS

CLASS : R

1 Starters

Fastest Lap History

NO	NAME	LAP TIME	TIME OF DAY	LAP	VEHICLE
93	Emmanuel BAUMARD	1:08.333	17:06:37.523	2	MZ ETZ 250
93	Emmanuel BAUMARD	1:06.890	17:08:53.344	4	MZ ETZ 250
93	Emmanuel BAUMARD	1:06.744	17:10:00.089	5	MZ ETZ 250
93	Emmanuel BAUMARD	1:06.192	17:11:06.281	6	MZ ETZ 250
93	Emmanuel BAUMARD	1:05.944	17:12:12.224	7	MZ ETZ 250
93	Emmanuel BAUMARD	1:05.883	17:13:18.107	8	MZ ETZ 250

Leader History

NO	NAME	FROM LAP	LAPS LED	DISTANCE	VEHICLE
93	Emmanuel BAUMARD	1	9	10.87 miles	MZ ETZ 250

Weather / Track : Cloudy / Dry

These results are provisional until the conclusion of any judicial and technical matters.

Brands Hatch Indy

Circuit Length = 1.2079 miles

Start: 17:04 Flag 17:13 End: 17:14

Clerk Of Course :

Timekeeper :



BMCRC - MRO Championships 2019 - Rnd 9 @ Brands Hatch Indy

BMZRC 250MZs & Blue Haze 2-Stroke GP

RACE 4 - GRID (12 Laps)



ROW 14	42	94 Alex ROBINSON	41	5 Garry SAMETT	40	77 Christopher KILGAR	1:05.898	
ROW 13			39	93 Emmanuel BAUMARD	38	38 Chris PETTET	1:02.071	
ROW 12	36	56 Russell TURNER		59.929	34	32 John ASHMEAD	59.875	
ROW 11			33	44 Robert DESSOY	32	69 Alexander MANN	58.276	
ROW 10	30	85 Andrew WALES		58.071	28	75 Peter WOODALL	57.604	
ROW 9								
ROW 8					22	62 Ian READ		
ROW 7			21	53 Mark WHITING	20	17 Roger MARSH	19	3 Tom BARRETT
ROW 6	18	11 Gael MACHARD	17	153 Patrick MILLS	16	21 Stuart THURTMORE	1:02.192	
ROW 5			15	16 Tom CAUGHLIN	14	67 Mark BAILEY	59.303	
ROW 4	12	60 Daniel GOUGH	11	55 Paul TOLAND	10	27 Richard HAYWARD	56.512	
ROW 3			9	70 Andrew BURSCOUGH	8	2 Nick BEDFORD	55.722	
ROW 2	6	65 Andrew MOXON	5	169 John HOGG	4	64 Phil ELLIS	54.800	
ROW 1			3	22 Rik BALLERINI	2	101 Andrew DAVIES	52.935	
					1	707 Alex SYMON		

Pole

Brands Hatch Indy
Circuit Length = 1.2079 miles

These results are provisional until the conclusion of any judicial and technical matters.

Clerk Of Course :	Steward :	Timekeeper :
-------------------	-----------	--------------

Results can be found at www.tsl-timing.com

Printed - 17:24 Saturday, 05 October 2019





BMCRC - MRO Championships 2019 - Rnd 9 @ Brands Hatch Indy

BMZRC 250MZs & Blue Haze 2-Stroke GP

RACE 4 - CLASSIFICATION

POS	NO	CL	PIC NAME	ENTRY	LAPS	TIME	GAP	DIFF	MPH	BEST	ON
1	15	GPF	1 Billy PERKINS	Yamaha TZR 250 - T.w fuggle & son / Windsor food	12	11:55.300			72.95	57.980	3
2	11	GPF	2 Gael MACHARD	Aprilia RS250 -	12	12:01.777	6.477	6.477	72.29	58.738	11
3	70	GPF	3 Andrew BURSCOUGH	Yamaha YPVS 350 - Apollo Tuning	12	12:01.810	6.510	0.033	72.29	58.526	11
4	64	GP	1 Phil ELLIS	Yamaha TZ250B -	12	12:01.922	6.622	0.112	72.28	58.376	10
5	169*	GP	2 John HOGG	Yamaha TZ250 -	12	12:09.126	13.826	7.204	71.56	58.292	10
6	3	GP	3 Tom BARRETT	Honda RS250 - Aspire Classic Restoration	12	12:10.776	15.476	1.650	71.40	58.519	8
7	55	GPF	4 Paul TOLAND	Yamaha 350 -	12	12:20.596	25.296	9.820	70.46	59.848	8
8	60	GPF	5 Daniel GOUGH	Yamaha TZR 250 - G Force Motorcycles	12	12:27.777	32.477	7.181	69.78	1:00.465	12
9	71	GPF	6 Richard HICKLING	Aprilia RS 125 - All the Pickles	12	12:38.880	43.580	11.103	68.76	1:01.176	9
10	75		1 Peter WOODALL	MZ ETZ 250 - Core Projects Ltd	12	12:38.913	43.613	0.033	68.76	59.734	12
11	85		2 Andrew WALES	MZ ETZ 250 - Illuminated Design LTD	12	12:39.588	44.288	0.675	68.69	59.794	11
12	27	GPF	7 Richard HAYWARD	Yamaha TZR - Gforce Motorcycles	12	12:40.426	45.126	0.838	68.62	1:01.529	8
13	113		3 Liam NEWMAN	MZ ETZ 250 - Team newman racing	12	12:50.794	55.494	10.368	67.70	1:00.550	7
14	2	GP	4 Nick BEDFORD	Yamaha TZ350 - Banx Race Paint	12	12:57.428	1:02.128	6.634	67.12	1:03.421	12
15	16	GPF	8 Tom CAUGHLIN	Honda NSR MC21 -	12	12:57.791	1:02.491	0.363	67.09	1:03.275	4
16	69		4 Alexander MANN	MZ ETZ 250 - HS RACING	11	11:55.335	1 Lap	1 Lap	66.87	1:01.338	4
17	9		5 Gary HOWLETT	MZ ETZ 250 - HS Racing	11	12:05.515	1 Lap	10.180	65.93	1:02.434	3
18	56		6 Russell TURNER	MZ ETZ 250 -	11	12:17.764	1 Lap	12.249	64.83	1:03.077	5
19	67	GPF	9 Mark BAILEY	Yamaha TZR250 - Gforce motorcycles	11	12:28.268	1 Lap	10.504	63.92	1:05.417	2
20	41		7 Gary WILLIAMS	MZ ETZ 250 -	11	12:34.533	1 Lap	6.265	63.39	1:05.060	7
21	95		8 Christopher ROGERS	MZ ETZ 250 - CB Racing	11	12:42.792	1 Lap	8.259	62.70	1:03.969	10
22	38		9 Chris PETTET	MZ ETZ 250 -	11	12:46.534	1 Lap	3.742	62.40	1:05.829	3
23	77		10 Christopher KILGAR	MZ ETZ 250 - RAF motorsports association	10	12:19.393	2 Laps	1 Lap	58.81	1:10.311	3

NOT CLASSIFIED

DNF	44		Robert DESSOY	MZ ETZ 250 - Eastern Garage Racing	9	9:40.975	3 Laps	1 Lap	67.36	1:00.148	7
DNF	5		Garry SAMETT	MZ TS 250 - smallmouse	4	5:11.865	8 Laps	5 Laps	55.77	1:09.756	4
DNF	32		John ASHMEAD	MZ ETZ 250 -	1	1:35.145	11 Laps	3 Laps	45.70		

FASTEST LAP

15	GPF	Billy PERKINS	Yamaha TZR 250 - T.w fuggle & son / Windsor food	3	57.980	75.00 mph	120.70 kph
169	GP	John HOGG	Yamaha TZ250 -	10	58.292	74.60 mph	120.05 kph
75		Peter WOODALL	MZ ETZ 250 - Core Projects Ltd	12	59.734	72.79 mph	117.15 kph

*Bike 169 - 10 Second Penalty due to Jump Start
 Class GPF - 92.5% of Race Speed = 67.47 mph
 Class GP - 92.5% of Race Speed = 66.85 mph
 Class - 92.5% of Race Speed = 63.60 mph

Brands Hatch Indy
 Circuit Length = 1.2079 miles
 Start: 11:47 Flag 11:59 End: 12:00

Weather / Track : Cloudy / Wet

These results are provisional until the conclusion of any judicial and technical matters.

Clerk Of Course :	Steward :	Timekeeper :
-------------------	-----------	--------------

Results can be found at www.tsl-timing.com

Printed - 12:00 Sunday, 06 October 2019





BMCRC - MRO Championships 2019 - Rnd 9 @ Brands Hatch Indy

Blue Haze 2-Stroke GP

RACE 4 - CLASSIFICATION



POS	NO	CL	PIC NAME	ENTRY	LAPS	TIME	GAP	DIFF	MPH	BEST	ON
1	15	GPF	1 Billy PERKINS	Yamaha TZR 250 - T.w fuggle & son / Windsor food	12	11:55.300			72.95	57.980	3
2	11	GPF	2 Gael MACHARD	Aprilia RS250 -	12	12:01.777	6.477	6.477	72.29	58.738	11
3	70	GPF	3 Andrew BURSCOUGH	Yamaha YPVS 350 - Apollo Tuning	12	12:01.810	6.510	0.033	72.29	58.526	11
4	64	GP	1 Phil ELLIS	Yamaha TZ250B -	12	12:01.922	6.622	0.112	72.28	58.376	10
5	169*	GP	2 John HOGG	Yamaha TZ250 -	12	12:09.126	13.826	7.204	71.56	58.292	10
6	3	GP	3 Tom BARRETT	Honda RS250 - Aspire Classic Restoration	12	12:10.776	15.476	1.650	71.40	58.519	8
7	55	GPF	4 Paul TOLAND	Yamaha 350 -	12	12:20.596	25.296	9.820	70.46	59.848	8
8	60	GPF	5 Daniel GOUGH	Yamaha TZR 250 - G Force Motorcycles	12	12:27.777	32.477	7.181	69.78	1:00.465	12
9	71	GPF	6 Richard HICKLING	Aprilia RS 125 - All the Pickles	12	12:38.880	43.580	11.103	68.76	1:01.176	9
10	27	GPF	7 Richard HAYWARD	Yamaha TZR - Gforce Motorcycles	12	12:40.426	45.126	1.546	68.62	1:01.529	8
11	2	GP	4 Nick BEDFORD	Yamaha TZ350 - Banx Race Paint	12	12:57.428	1:02.128	17.002	67.12	1:03.421	12
12	16	GPF	8 Tom CAUGHLIN	Honda NSR MC21 -	12	12:57.791	1:02.491	0.363	67.09	1:03.275	4
13	67	GPF	9 Mark BAILEY	Yamaha TZR250 - Gforce motorcycles	11	12:28.268	1 Lap	1 Lap	63.92	1:05.417	2

FASTEST LAP

15	GPF	Billy PERKINS	Yamaha TZR 250 - T.w fuggle & son / Windsor food	3	57.980	75.00 mph	120.70 kph
169	GP	John HOGG	Yamaha TZ250 -	10	58.292	74.60 mph	120.05 kph

*Bike 169 - 10 Second Penalty due to Jump Start
Class GPF - 92.5% of Race Speed = 67.47 mph
Class GP - 92.5% of Race Speed = 66.85 mph

Brands Hatch Indy
Circuit Length = 1.2079 miles
Start: 11:47 Flag 11:59 End: 12:00

Weather / Track : Cloudy / Wet
These results are provisional until the conclusion of any judicial and technical matters.

Clerk Of Course :	Steward :	Timekeeper :
-------------------	-----------	--------------

Results can be found at www.tsl-timing.com

Printed - 12:04 Sunday, 06 October 2019





BMCRC - MRO Championships 2019 - Rnd 9 @ Brands Hatch Indy

BMZRC 250MZs

RACE 4 - CLASSIFICATION



POS	NO	CL	PIC NAME	ENTRY	LAPS	TIME	GAP	DIFF	MPH	BEST	ON
1	75	1	Peter WOODALL	MZ ETZ 250 - Core Projects Ltd	12	12:38.913			68.76	59.734	12
2	85	2	Andrew WALES	MZ ETZ 250 - Illuminated Design LTD	12	12:39.588	0.675	0.675	68.69	59.794	11
3	113	3	Liam NEWMAN	MZ ETZ 250 - Team newman racing	12	12:50.794	11.881	11.206	67.70	1:00.550	7
4	69	4	Alexander MANN	MZ ETZ 250 - HS RACING	11	11:55.335	1 Lap	1 Lap	66.87	1:01.338	4
5	9	5	Gary HOWLETT	MZ ETZ 250 - HS Racing	11	12:05.515	1 Lap	10.180	65.93	1:02.434	3
6	56	6	Russell TURNER	MZ ETZ 250 -	11	12:17.764	1 Lap	12.249	64.83	1:03.077	5
7	41	7	Gary WILLIAMS	MZ ETZ 250 -	11	12:34.533	1 Lap	16.769	63.39	1:05.060	7
8	95	8	Christopher ROGERS	MZ ETZ 250 - CB Racing	11	12:42.792	1 Lap	8.259	62.70	1:03.969	10
9	38	9	Chris PETTET	MZ ETZ 250 -	11	12:46.534	1 Lap	3.742	62.40	1:05.829	3
10	77	10	Christopher KILGAR	MZ ETZ 250 - RAF motorsports association	10	12:19.393	2 Laps	1 Lap	58.81	1:10.311	3

NOT CLASSIFIED

DNF	44		Robert DESSOY	MZ ETZ 250 - Eastern Garage Racing	9	9:40.975	3 Laps	1 Lap	67.36	1:00.148	7
DNF	5		Garry SAMETT	MZ TS 250 - smallmouse	4	5:11.865	8 Laps	5 Laps	55.77	1:09.756	4
DNF	32		John ASHMEAD	MZ ETZ 250 -	1	1:35.145	11 Laps	3 Laps	45.70		

FASTEST LAP

75			Peter WOODALL	MZ ETZ 250 - Core Projects Ltd	12	59.734			72.79 mph	117.15 kph	
----	--	--	---------------	--------------------------------	----	--------	--	--	-----------	------------	--

Class - 92.5% of Race Speed = 63.60 mph

Brands Hatch Indy
Circuit Length = 1.2079 miles
Start: 11:47 Flag 11:59 End: 12:00

Weather / Track : Cloudy / Wet

These results are provisional until the conclusion of any judicial and technical matters.

Clerk Of Course :	Steward :	Timekeeper :
-------------------	-----------	--------------

Results can be found at www.tsl-timing.com

Printed - 12:02 Sunday, 06 October 2019



BMCRC - MRO Championships 2019 - Rnd 9 @ Brands Hatch Indy

BMZRC 250MZs & Blue Haze 2-Stroke GP

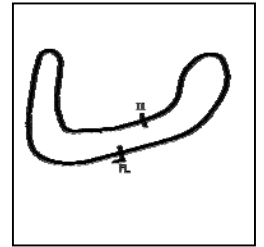
RACE 4 - LAP CHART

16 1:02.491 1:03.636

BMCRC - MRO Championships 2019 - Rnd 9 @ Brands Hatch Indy

BMZRC 250MZs & Blue Haze 2-Stroke GP

RACE 4 - SECTOR ANALYSIS



SECTOR 1 = FL to I1, SECTOR 2 = I1 to FL, DIFF = Difference To Personal Best Lap, P = Crossed Finish Line in Pit Lane, D = Time Disallowed

P1 15 GPF Billy PERKINS			Yamaha TZR 250 - T.w fuggle & son / Windsor food machinery			
IDEAL LAP TIME : 57.974		BEST LAP TIME : 57.980	DIFFERENCE : 0.006			
LAP	SECTOR 1	SECTOR 2	LAP TIME	MPH	DIFF	TIME OF DAY
1 -		23.451	1:05.327	66.56	7.347	11:48:26.059
2 -	35.247	23.181	58.428 (2)	74.42	0.448	11:49:24.487
3 -	34.793	23.187	57.980 (1)	75.00		11:50:22.467
4 -	35.559	23.676	59.235	73.41	1.255	11:51:21.702
5 -	35.657	23.423	59.080	73.60	1.100	11:52:20.782
6 -	35.944	23.402	59.346	73.27	1.366	11:53:20.128
7 -	35.891	23.416	59.307	73.32	1.327	11:54:19.435
8 -	35.769	23.808	59.577	72.99	1.597	11:55:19.012
9 -	35.738	23.555	59.293	73.34	1.313	11:56:18.305
10 -	35.597	23.575	59.172	73.49	1.192	11:57:17.477
11 -	36.058	23.426	59.484	73.10	1.504	11:58:16.961
12 -	35.604	23.467	59.071 (3)	73.61	1.091	11:59:16.032

P2 11 GPF Gael MACHARD			Aprilia RS250 -			
IDEAL LAP TIME : 58.564		BEST LAP TIME : 58.738	DIFFERENCE : 0.174			
LAP	SECTOR 1	SECTOR 2	LAP TIME	MPH	DIFF	TIME OF DAY
1 -		24.037	1:08.993	63.02	10.255	11:48:29.725
2 -	36.278	23.454	59.732	72.80	0.994	11:49:29.457
3 -	36.682	23.297	59.979	72.50	1.241	11:50:29.436
4 -	36.042	23.106	59.148	73.52	0.410	11:51:28.584
5 -	36.320	23.091	59.411	73.19	0.673	11:52:27.995
6 -	35.803	23.470	59.273	73.36	0.535	11:53:27.268
7 -	35.905	23.400	59.305	73.32	0.567	11:54:26.573
8 -	35.605	23.369	58.974 (2)	73.73	0.236	11:55:25.547
9 -	35.943	23.817	59.760	72.76	1.022	11:56:25.307
10 -	35.771	23.684	59.455	73.14	0.717	11:57:24.762
11 -	35.473	23.265	58.738 (1)	74.03		11:58:23.500
12 -	35.858	23.151	59.009 (3)	73.69	0.271	11:59:22.509

P3 70 GPF Andrew BURSCOUGH			Yamaha YPVS 350 - Apollo Tuning			
IDEAL LAP TIME : 58.376		BEST LAP TIME : 58.526	DIFFERENCE : 0.150			
LAP	SECTOR 1	SECTOR 2	LAP TIME	MPH	DIFF	TIME OF DAY
1 -		24.115	1:07.521	64.40	8.995	11:48:28.253
2 -	36.855	23.538	1:00.393	72.00	1.867	11:49:28.646
3 -	36.827	23.814	1:00.641	71.71	2.115	11:50:29.287
4 -	36.442	23.415	59.857	72.64	1.331	11:51:29.144
5 -	36.262	23.478	59.740	72.79	1.214	11:52:28.884
6 -	35.564	23.286	58.850	73.89	0.324	11:53:27.734
7 -	35.843	22.929	58.772 (2)	73.99	0.246	11:54:26.506
8 -	35.567	23.254	58.821 (3)	73.92	0.295	11:55:25.327
9 -	36.095	23.858	59.953	72.53	1.427	11:56:25.280
10 -	35.649	23.510	59.159	73.50	0.633	11:57:24.439
11 -	35.447	23.079	58.526 (1)	74.30		11:58:22.965
12 -	36.137	23.440	59.577	72.99	1.051	11:59:22.542

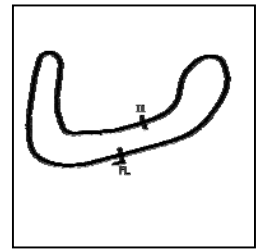
Weather / Track : Cloudy / Wet

Brands Hatch Indy
 Circuit Length = 1.2079 miles
 Start: 11:47 Flag 11:59 End: 12:00

BMCRC - MRO Championships 2019 - Rnd 9 @ Brands Hatch Indy

BMZRC 250MZs & Blue Haze 2-Stroke GP

RACE 4 - SECTOR ANALYSIS



SECTOR 1 = FL to I1, SECTOR 2 = I1 to FL, DIFF = Difference To Personal Best Lap, P = Crossed Finish Line in Pit Lane, D = Time Disallowed

P4 64 GP Phil ELLIS			Yamaha TZ250B -			
IDEAL LAP TIME : 58.173		BEST LAP TIME : 58.376		DIFFERENCE : 0.203		
LAP	SECTOR 1	SECTOR 2	LAP TIME	MPH	DIFF	TIME OF DAY
1 -		24.166	1:07.641	64.28	9.265	11:48:28.373
2 -	37.127	23.672	1:00.799	71.52	2.423	11:49:29.172
3 -	37.239	23.348	1:00.587	71.77	2.211	11:50:29.759
4 -	36.678	23.208	59.886	72.61	1.510	11:51:29.645
5 -	36.728	23.547	1:00.275	72.14	1.899	11:52:29.920
6 -	36.026	23.356	59.382	73.23	1.006	11:53:29.302
7 -	35.912	22.775	58.687 (2)	74.09	0.311	11:54:27.989
8 -	35.668	23.036	58.704 (3)	74.07	0.328	11:55:26.693
9 -	35.741	24.105	59.846	72.66	1.470	11:56:26.539
10 -	35.398	22.978	58.376 (1)	74.49		11:57:24.915
11 -	36.106	22.793	58.899	73.83	0.523	11:58:23.814
12 -	35.678	23.162	58.840	73.90	0.464	11:59:22.654

P5 169 GP John HOGG			Yamaha TZ250 -			
IDEAL LAP TIME : 58.234		BEST LAP TIME : 58.292		DIFFERENCE : 0.058		
LAP	SECTOR 1	SECTOR 2	LAP TIME	MPH	DIFF	TIME OF DAY
1 -		24.229	1:07.388	64.53	9.096	11:48:28.120
2 -	36.546	23.860	1:00.406	71.98	2.114	11:49:28.526
3 -	36.404	23.294	59.698	72.84	1.406	11:50:28.224
4 -	35.739	23.462	59.201	73.45	0.909	11:51:27.425
5 -	36.665	23.594	1:00.259	72.16	1.967	11:52:27.684
6 -	35.666	23.672	59.338	73.28	1.046	11:53:27.022
7 -	35.936	23.180	59.116	73.56	0.824	11:54:26.138
8 -	35.571	23.394	58.965	73.74	0.673	11:55:25.103
9 -	35.423	23.336	58.759 (3)	74.00	0.467	11:56:23.862
10 -	35.344	22.948	58.292 (1)	74.60		11:57:22.154
11 -	36.158	23.104	59.262	73.37	0.970	11:58:21.416
12 -	35.286	23.156	58.442 (2)	74.40	0.150	11:59:19.858

P6 3 GP Tom BARRETT			Honda RS250 - Aspire Classic Restoration			
IDEAL LAP TIME : 58.222		BEST LAP TIME : 58.519		DIFFERENCE : 0.297		
LAP	SECTOR 1	SECTOR 2	LAP TIME	MPH	DIFF	TIME OF DAY
1 -		24.058	1:11.418	60.88	12.899	11:48:32.150
2 -	38.022	23.483	1:01.505	70.70	2.986	11:49:33.655
3 -	37.021	23.974	1:00.995	71.29	2.476	11:50:34.650
4 -	37.079	23.414	1:00.493	71.88	1.974	11:51:35.143
5 -	35.706	23.759	59.465	73.12	0.946	11:52:34.608
6 -	38.482	23.652	1:02.134	69.98	3.615	11:53:36.742
7 -	35.823	24.393	1:00.216	72.21	1.697	11:54:36.958
8 -	35.668	22.851	58.519 (1)	74.31		11:55:35.477
9 -	35.738	23.211	58.949	73.76	0.430	11:56:34.426
10 -	35.371	23.392	58.763 (2)	74.00	0.244	11:57:33.189
11 -	35.762	23.075	58.837 (3)	73.90	0.318	11:58:32.026
12 -	36.537	22.945	59.482	73.10	0.963	11:59:31.508

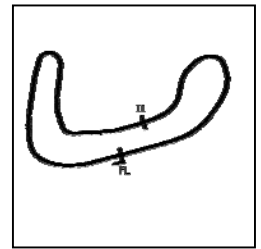
Weather / Track : Cloudy / Wet

Brands Hatch Indy
Circuit Length = 1.2079 miles
Start: 11:47 Flag 11:59 End: 12:00

BMCRC - MRO Championships 2019 - Rnd 9 @ Brands Hatch Indy

BMZRC 250MZs & Blue Haze 2-Stroke GP

RACE 4 - SECTOR ANALYSIS



SECTOR 1 = FL to I1, SECTOR 2 = I1 to FL, DIFF = Difference To Personal Best Lap, P = Crossed Finish Line in Pit Lane, D = Time Disallowed

P7 55 GPF Paul TOLAND			Yamaha 350 -			
IDEAL LAP TIME : 59.750		BEST LAP TIME : 59.848	DIFFERENCE : 0.098			
LAP	SECTOR 1	SECTOR 2	LAP TIME	MPH	DIFF	TIME OF DAY
1 -		24.891	1:08.746	63.25	8.898	11:48:29.478
2 -	37.388	24.251	1:01.639	70.54	1.791	11:49:31.117
3 -	37.136	24.671	1:01.807	70.35	1.959	11:50:32.924
4 -	36.662	24.308	1:00.970	71.32	1.122	11:51:33.894
5 -	36.585	24.361	1:00.946	71.35	1.098	11:52:34.840
6 -	37.722	24.374	1:02.096	70.03	2.248	11:53:36.936
7 -	36.378	24.658	1:01.036	71.24	1.188	11:54:37.972
8 -	35.990	23.858	59.848 (1)	72.66		11:55:37.820
9 -	35.892	24.120	1:00.012 (2)	72.46	0.164	11:56:37.832
10 -	36.264	24.313	1:00.577 (3)	71.78	0.729	11:57:38.409
11 -	36.765	24.226	1:00.991	71.29	1.143	11:58:39.400
12 -	37.195	24.733	1:01.928	70.22	2.080	11:59:41.328

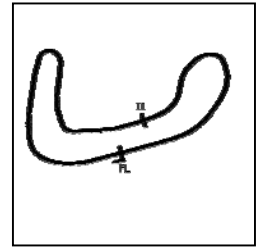
P8 60 GPF Daniel GOUGH			Yamaha TZR 250 - G Force Motorcycles			
IDEAL LAP TIME : 1:00.465		BEST LAP TIME : 1:00.465	DIFFERENCE : 0.000			
LAP	SECTOR 1	SECTOR 2	LAP TIME	MPH	DIFF	TIME OF DAY
1 -		24.407	1:09.393	62.66	8.928	11:48:30.125
2 -	37.811	24.605	1:02.416	69.67	1.951	11:49:32.541
3 -	37.827	24.648	1:02.475	69.60	2.010	11:50:35.016
4 -	38.138	24.331	1:02.469	69.61	2.004	11:51:37.485
5 -	37.230	24.652	1:01.882	70.27	1.417	11:52:39.367
6 -	37.235	24.797	1:02.032	70.10	1.567	11:53:41.399
7 -	36.969	24.627	1:01.596	70.59	1.131	11:54:42.995
8 -	36.757	24.548	1:01.305	70.93	0.840	11:55:44.300
9 -	36.759	24.447	1:01.206 (3)	71.04	0.741	11:56:45.506
10 -	37.125	24.264	1:01.389	70.83	0.924	11:57:46.895
11 -	36.974	24.175	1:01.149 (2)	71.11	0.684	11:58:48.044
12 -	36.424	24.041	1:00.465 (1)	71.91		11:59:48.509

P9 71 GPF Richard HICKLING			Aprilia RS 125 - All the Pickles			
IDEAL LAP TIME : 1:00.865		BEST LAP TIME : 1:01.176	DIFFERENCE : 0.311			
LAP	SECTOR 1	SECTOR 2	LAP TIME	MPH	DIFF	TIME OF DAY
1 -		25.561	1:12.345	60.10	11.169	11:48:33.077
2 -	38.837	24.686	1:03.523	68.45	2.347	11:49:36.600
3 -	38.259	26.179	1:04.438	67.48	3.262	11:50:41.038
4 -	38.316	25.313	1:03.629	68.34	2.453	11:51:44.667
5 -	38.377	24.738	1:03.115	68.89	1.939	11:52:47.782
6 -	37.642	24.576	1:02.218	69.89	1.042	11:53:50.000
7 -	37.424	24.751	1:02.175	69.94	0.999	11:54:52.175
8 -	36.957	24.601	1:01.558	70.64	0.382	11:55:53.733
9 -	36.708	24.468	1:01.176 (1)	71.08		11:56:54.909
10 -	36.657	24.582	1:01.239 (2)	71.01	0.063	11:57:56.148
11 -	37.280	24.208	1:01.488 (3)	70.72	0.312	11:58:57.636
12 -	36.918	25.058	1:01.976	70.16	0.800	11:59:59.612

BMCRC - MRO Championships 2019 - Rnd 9 @ Brands Hatch Indy

BMZRC 250MZs & Blue Haze 2-Stroke GP

RACE 4 - SECTOR ANALYSIS



SECTOR 1 = FL to I1, SECTOR 2 = I1 to FL, DIFF = Difference To Personal Best Lap, P = Crossed Finish Line in Pit Lane, D = Time Disallowed

P10 75		Peter WOODALL		MZ ETZ 250 - Core Projects Ltd		
IDEAL LAP TIME : 59.734		BEST LAP TIME : 59.734		DIFFERENCE : 0.000		
LAP	SECTOR 1	SECTOR 2	LAP TIME	MPH	DIFF	TIME OF DAY
1 -		25.028	1:32.264	47.13	32.530	11:48:52.996
2 -	37.360	24.380	1:01.740	70.43	2.006	11:49:54.736
3 -	36.742	24.241	1:00.983	71.30	1.249	11:50:55.719
4 -	36.509	24.178	1:00.687	71.65	0.953	11:51:56.406
5 -	36.644	24.244	1:00.888	71.41	1.154	11:52:57.294
6 -	36.393	24.034	1:00.427	71.96	0.693	11:53:57.721
7 -	36.322	24.522	1:00.844	71.47	1.110	11:54:58.565
8 -	36.616	24.273	1:00.889	71.41	1.155	11:55:59.454
9 -	36.494	24.083	1:00.577	71.78	0.843	11:57:00.031
10 -	36.059	23.865	59.924 (2)	72.56	0.190	11:57:59.955
11 -	36.041	23.915	59.956 (3)	72.52	0.222	11:58:59.911
12 -	35.956	23.778	59.734 (1)	72.79		11:59:59.645

P11 85		Andrew WALES		MZ ETZ 250 - Illuminated Design LTD		
IDEAL LAP TIME : 59.773		BEST LAP TIME : 59.794		DIFFERENCE : 0.021		
LAP	SECTOR 1	SECTOR 2	LAP TIME	MPH	DIFF	TIME OF DAY
1 -		24.976	1:32.599	46.96	32.805	11:48:53.331
2 -	37.551	24.457	1:02.008	70.12	2.214	11:49:55.339
3 -	36.621	24.269	1:00.890	71.41	1.096	11:50:56.229
4 -	36.887	24.794	1:01.681	70.50	1.887	11:51:57.910
5 -	36.091	24.020	1:00.111	72.34	0.317	11:52:58.021
6 -	36.037	23.815	59.852 (2)	72.65	0.058	11:53:57.873
7 -	36.584	24.645	1:01.229	71.02	1.435	11:54:59.102
8 -	36.658	24.048	1:00.706	71.63	0.912	11:55:59.808
9 -	36.432	24.004	1:00.436	71.95	0.642	11:57:00.244
10 -	36.159	23.916	1:00.075 (3)	72.38	0.281	11:58:00.319
11 -	35.958	23.836	59.794 (1)	72.72		11:59:00.113
12 -	36.146	24.061	1:00.207	72.22	0.413	12:00:00.320

P12 27 GPF		Richard HAYWARD		Yamaha TZR - Gforce Motorcycles		
IDEAL LAP TIME : 1:00.883		BEST LAP TIME : 1:01.529		DIFFERENCE : 0.646		
LAP	SECTOR 1	SECTOR 2	LAP TIME	MPH	DIFF	TIME OF DAY
1 -		24.707	1:09.085	62.94	7.556	11:48:29.817
2 -	38.273	24.579	1:02.852	69.18	1.323	11:49:32.669
3 -	37.661	24.073	1:01.734 (2)	70.44	0.205	11:50:34.403
4 -	37.587	24.445	1:02.032	70.10	0.503	11:51:36.435
5 -	37.278	24.686	1:01.964 (3)	70.17	0.435	11:52:38.399
6 -	37.963	25.217	1:03.180	68.82	1.651	11:53:41.579
7 -	37.453	24.884	1:02.337	69.75	0.808	11:54:43.916
8 -	36.810	24.719	1:01.529 (1)	70.67		11:55:45.445
9 -	37.484	24.881	1:02.365	69.72	0.836	11:56:47.810
10 -	37.441	25.042	1:02.483	69.59	0.954	11:57:50.293
11 -	37.926	24.918	1:02.844	69.19	1.315	11:58:53.137
12 -	40.513	27.508	1:08.021	63.93	6.492	12:00:01.158

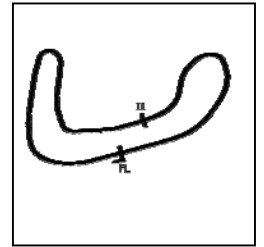
Weather / Track : Cloudy / Wet

Brands Hatch Indy
Circuit Length = 1.2079 miles
Start: 11:47 Flag 11:59 End: 12:00

BMCRC - MRO Championships 2019 - Rnd 9 @ Brands Hatch Indy

BMZRC 250MZs & Blue Haze 2-Stroke GP

RACE 4 - SECTOR ANALYSIS



SECTOR 1 = FL to I1, SECTOR 2 = I1 to FL, DIFF = Difference To Personal Best Lap, P = Crossed Finish Line in Pit Lane, D = Time Disallowed

P13 113		Liam NEWMAN		MZ ETZ 250 - Team newman racing		
IDEAL LAP TIME : 1:00.421		BEST LAP TIME : 1:00.550		DIFFERENCE : 0.129		
LAP	SECTOR 1	SECTOR 2	LAP TIME	MPH	DIFF	TIME OF DAY
1 -		24.912	1:33.061	46.72	32.511	11:48:53.793
2 -	37.322	24.192	1:01.514	70.69	0.964	11:49:55.307
3 -	36.781	24.179	1:00.960 (3)	71.33	0.410	11:50:56.267
4 -	36.737	24.749	1:01.486	70.72	0.936	11:51:57.753
5 -	36.609	24.274	1:00.883 (2)	71.42	0.333	11:52:58.636
6 -	36.929	24.276	1:01.205	71.04	0.655	11:53:59.841
7 -	36.242	24.308	1:00.550 (1)	71.81		11:55:00.391
8 -	37.478	25.136	1:02.614	69.45	2.064	11:56:03.005
9 -	37.989	24.599	1:02.588	69.47	2.038	11:57:05.593
10 -	36.871	24.716	1:01.587	70.60	1.037	11:58:07.180
11 -	37.123	24.928	1:02.051	70.08	1.501	11:59:09.231
12 -	37.469	24.826	1:02.295	69.80	1.745	12:00:11.526

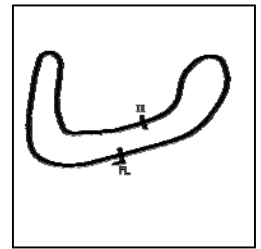
P14 2 GP		Nick BEDFORD		Yamaha TZ350 - Banx Race Paint		
IDEAL LAP TIME : 1:03.073		BEST LAP TIME : 1:03.421		DIFFERENCE : 0.348		
LAP	SECTOR 1	SECTOR 2	LAP TIME	MPH	DIFF	TIME OF DAY
1 -		25.125	1:10.524	61.66	7.103	11:48:31.256
2 -	39.186	25.137	1:04.323	67.60	0.902	11:49:35.579
3 -	38.879	25.682	1:04.561	67.35	1.140	11:50:40.140
4 -	39.223	25.388	1:04.611	67.30	1.190	11:51:44.751
5 -	39.353	25.235	1:04.588	67.32	1.167	11:52:49.339
6 -	39.408	25.397	1:04.805	67.10	1.384	11:53:54.144
7 -	38.747	25.620	1:04.367	67.55	0.946	11:54:58.511
8 -	39.683	24.658	1:04.341	67.58	0.920	11:56:02.852
9 -	38.655	25.249	1:03.904 (3)	68.04	0.483	11:57:06.756
10 -	38.999	25.558	1:04.557	67.36	1.136	11:58:11.313
11 -	38.415	25.011	1:03.426 (2)	68.56	0.005	11:59:14.739
12 -	38.580	24.841	1:03.421 (1)	68.56		12:00:18.160

P15 16 GPF		Tom CAUGHLIN		Honda NSR MC21 -		
IDEAL LAP TIME : 1:03.053		BEST LAP TIME : 1:03.275		DIFFERENCE : 0.222		
LAP	SECTOR 1	SECTOR 2	LAP TIME	MPH	DIFF	TIME OF DAY
1 -		25.207	1:13.782	58.93	10.507	11:48:34.514
2 -	38.809	25.191	1:04.000	67.94	0.725	11:49:38.514
3 -	38.949	25.100	1:04.049	67.89	0.774	11:50:42.563
4 -	38.309	24.966	1:03.275 (1)	68.72		11:51:45.838
5 -	38.676	25.839	1:04.515	67.40	1.240	11:52:50.353
6 -	38.700	25.422	1:04.122	67.81	0.847	11:53:54.475
7 -	38.482	25.690	1:04.172	67.76	0.897	11:54:58.647
8 -	38.966	25.173	1:04.139	67.79	0.864	11:56:02.786
9 -	39.588	25.295	1:04.883	67.02	1.608	11:57:07.669
10 -	39.099	24.841	1:03.940	68.01	0.665	11:58:11.609
11 -	38.212	25.066	1:03.278 (2)	68.72	0.003	11:59:14.887
12 -	38.599	25.037	1:03.636 (3)	68.33	0.361	12:00:18.523

BMCRC - MRO Championships 2019 - Rnd 9 @ Brands Hatch Indy

BMZRC 250MZs & Blue Haze 2-Stroke GP

RACE 4 - SECTOR ANALYSIS



SECTOR 1 = FL to I1, SECTOR 2 = I1 to FL, DIFF = Difference To Personal Best Lap, P = Crossed Finish Line in Pit Lane, D = Time Disallowed

P16 69 Alexander MANN			MZ ETZ 250 - HS RACING			
IDEAL LAP TIME : 1:01.127		BEST LAP TIME : 1:01.338	DIFFERENCE : 0.211			
LAP	SECTOR 1	SECTOR 2	LAP TIME	MPH	DIFF	TIME OF DAY
1 -		25.495	1:33.849	46.33	32.511	11:48:54.581
2 -	38.352	24.578	1:02.930	69.10	1.592	11:49:57.511
3 -	37.376	24.333	1:01.709	70.46	0.371	11:50:59.220
4 -	36.895	24.443	1:01.338 (1)	70.89		11:52:00.558
5 -	36.962	25.020	1:01.982	70.15	0.644	11:53:02.540
6 -	39.443	24.849	1:04.292	67.63	2.954	11:54:06.832
7 -	37.008	24.521	1:01.529 (3)	70.67	0.191	11:55:08.361
8 -	36.794	24.891	1:01.685	70.49	0.347	11:56:10.046
9 -	37.742	24.693	1:02.435	69.65	1.097	11:57:12.481
10 -	37.565	24.534	1:02.099	70.02	0.761	11:58:14.580
11 -	36.890	24.597	1:01.487 (2)	70.72	0.149	11:59:16.067

P17 9 Gary HOWLETT			MZ ETZ 250 - HS Racing			
IDEAL LAP TIME : 1:01.874		BEST LAP TIME : 1:02.434	DIFFERENCE : 0.560			
LAP	SECTOR 1	SECTOR 2	LAP TIME	MPH	DIFF	TIME OF DAY
1 -		25.007	1:33.738	46.39	31.304	11:48:54.470
2 -	38.166	24.312	1:02.478 (2)	69.60	0.044	11:49:56.948
3 -	37.562	24.872	1:02.434 (1)	69.65		11:50:59.382
4 -	37.768	24.880	1:02.648 (3)	69.41	0.214	11:52:02.030
5 -	38.225	24.610	1:02.835	69.20	0.401	11:53:04.865
6 -	38.735	24.806	1:03.541	68.43	1.107	11:54:08.406
7 -	38.550	24.899	1:03.449	68.53	1.015	11:55:11.855
8 -	38.332	24.837	1:03.169	68.84	0.735	11:56:15.024
9 -	38.520	24.992	1:03.512	68.46	1.078	11:57:18.536
10 -	38.793	24.946	1:03.739	68.22	1.305	11:58:22.275
11 -	39.081	24.891	1:03.972	67.97	1.538	11:59:26.247

P18 56 Russell TURNER			MZ ETZ 250 -			
IDEAL LAP TIME : 1:02.978		BEST LAP TIME : 1:03.077	DIFFERENCE : 0.099			
LAP	SECTOR 1	SECTOR 2	LAP TIME	MPH	DIFF	TIME OF DAY
1 -		26.259	1:38.395	44.19	35.318	11:48:59.127
2 -	39.619	25.880	1:05.499	66.39	2.422	11:50:04.626
3 -	39.118	26.015	1:05.133	66.76	2.056	11:51:09.759
4 -	38.138	25.385	1:03.523	68.45	0.446	11:52:13.282
5 -	38.154	24.923	1:03.077 (1)	68.94		11:53:16.359
6 -	38.082	25.329	1:03.411	68.57	0.334	11:54:19.770
7 -	38.573	25.300	1:03.873	68.08	0.796	11:55:23.643
8 -	38.323	26.047	1:04.370	67.55	1.293	11:56:28.013
9 -	38.151	25.156	1:03.307 (2)	68.69	0.230	11:57:31.320
10 -	38.888	24.896	1:03.784	68.17	0.707	11:58:35.104
11 -	38.093	25.299	1:03.392 (3)	68.59	0.315	11:59:38.496

P19 67 GPF Mark BAILEY			Yamaha TZR250 - Gforce motorcycles			
IDEAL LAP TIME : 1:05.231		BEST LAP TIME : 1:05.417	DIFFERENCE : 0.186			
LAP	SECTOR 1	SECTOR 2	LAP TIME	MPH	DIFF	TIME OF DAY
1 -		25.957	1:14.838	58.10	9.421	11:48:35.570
2 -	39.955	25.462	1:05.417 (1)	66.47		11:49:40.987
3 -	39.769	25.935	1:05.704 (2)	66.18	0.287	11:50:46.691
4 -	42.212	25.976	1:08.188	63.77	2.771	11:51:54.879
5 -	42.196	26.414	1:08.610	63.38	3.193	11:53:03.489
6 -	41.920	26.135	1:08.055	63.89	2.638	11:54:11.544
7 -	41.272	26.378	1:07.650	64.28	2.233	11:55:19.194
8 -	41.538	26.156	1:07.694	64.23	2.277	11:56:26.888
9 -	41.839	26.261	1:08.100	63.85	2.683	11:57:34.988
10 -	41.426	25.882	1:07.308	64.60	1.891	11:58:42.296
11 -	40.864	25.840	1:06.704 (3)	65.19	1.287	11:59:49.000

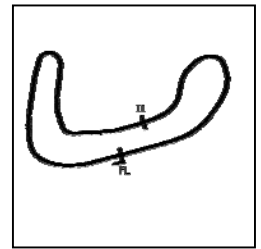
Weather / Track : Cloudy / Wet

Brands Hatch Indy
Circuit Length = 1.2079 miles
Start: 11:47 Flag 11:59 End: 12:00

BMCRC - MRO Championships 2019 - Rnd 9 @ Brands Hatch Indy

BMZRC 250MZs & Blue Haze 2-Stroke GP

RACE 4 - SECTOR ANALYSIS



SECTOR 1 = FL to I1, SECTOR 2 = I1 to FL, DIFF = Difference To Personal Best Lap, P = Crossed Finish Line in Pit Lane, D = Time Disallowed

P20 41		Gary WILLIAMS		MZ ETZ 250 -		
IDEAL LAP TIME : 1:04.947		BEST LAP TIME : 1:05.060		DIFFERENCE : 0.113		
LAP	SECTOR 1	SECTOR 2	LAP TIME	MPH	DIFF	TIME OF DAY
1 -		26.443	1:38.255	44.25	33.195	11:48:58.987
2 -	40.430	26.038	1:06.468	65.42	1.408	11:50:05.455
3 -	39.497	25.861	1:05.358 (3)	66.53	0.298	11:51:10.813
4 -	39.390	25.872	1:05.262 (2)	66.63	0.202	11:52:16.075
5 -	39.454	25.967	1:05.421	66.47	0.361	11:53:21.496
6 -	39.600	26.040	1:05.640	66.24	0.580	11:54:27.136
7 -	39.503	25.557	1:05.060 (1)	66.83		11:55:32.196
8 -	39.449	26.037	1:05.486	66.40	0.426	11:56:37.682
9 -	39.710	25.775	1:05.485	66.40	0.425	11:57:43.167
10 -	40.202	25.835	1:06.037	65.85	0.977	11:58:49.204
11 -	40.020	26.041	1:06.061	65.82	1.001	11:59:55.265

P21 95		Christopher ROGERS		MZ ETZ 250 - CB Racing		
IDEAL LAP TIME : 1:03.969		BEST LAP TIME : 1:03.969		DIFFERENCE : 0.000		
LAP	SECTOR 1	SECTOR 2	LAP TIME	MPH	DIFF	TIME OF DAY
1 -		27.138	1:38.703	44.05	34.734	11:48:59.435
2 -	42.007	26.695	1:08.702	63.29	4.733	11:50:08.137
3 -	40.696	26.438	1:07.134	64.77	3.165	11:51:15.271
4 -	39.821	26.483	1:06.304	65.58	2.335	11:52:21.575
5 -	40.583	29.704	1:10.287	61.86	6.318	11:53:31.862
6 -	40.242	27.657	1:07.899	64.04	3.930	11:54:39.761
7 -	38.795	25.637	1:04.432 (2)	67.49	0.463	11:55:44.193
8 -	38.783	26.420	1:05.203	66.69	1.234	11:56:49.396
9 -	38.868	25.669	1:04.537 (3)	67.38	0.568	11:57:53.933
10 -	38.498	25.471	1:03.969 (1)	67.97		11:58:57.902
11 -	39.930	25.692	1:05.622	66.26	1.653	12:00:03.524

P22 38		Chris PETTET		MZ ETZ 250 -		
IDEAL LAP TIME : 1:05.682		BEST LAP TIME : 1:05.829		DIFFERENCE : 0.147		
LAP	SECTOR 1	SECTOR 2	LAP TIME	MPH	DIFF	TIME OF DAY
1 -		26.356	1:38.813	44.00	32.984	11:48:59.545
2 -	40.510	25.980	1:06.490	65.40	0.661	11:50:06.035
3 -	40.082	25.747	1:05.829 (1)	66.05		11:51:11.864
4 -	40.329	25.982	1:06.311 (3)	65.57	0.482	11:52:18.175
5 -	40.663	26.227	1:06.890	65.01	1.061	11:53:25.065
6 -	41.731	26.557	1:08.288	63.68	2.459	11:54:33.353
7 -	41.508	26.061	1:07.569	64.35	1.740	11:55:40.922
8 -	40.292	26.654	1:06.946	64.95	1.117	11:56:47.868
9 -	39.935	26.030	1:05.965 (2)	65.92	0.136	11:57:53.833
10 -	40.434	26.015	1:06.449	65.44	0.620	11:59:00.282
11 -	40.764	26.220	1:06.984	64.92	1.155	12:00:07.266

P23 77		Christopher KILGAR		MZ ETZ 250 - RAF motorsports association		
IDEAL LAP TIME : 1:10.093		BEST LAP TIME : 1:10.311		DIFFERENCE : 0.218		
LAP	SECTOR 1	SECTOR 2	LAP TIME	MPH	DIFF	TIME OF DAY
1 -		27.878	1:42.615	42.37	32.304	11:49:03.347
2 -	42.294	28.079	1:10.373 (2)	61.79	0.062	11:50:13.720
3 -	42.329	27.982	1:10.311 (1)	61.84		11:51:24.031
4 -	42.301	28.090	1:10.391 (3)	61.77	0.080	11:52:34.422
5 -	42.659	28.299	1:10.958	61.28	0.647	11:53:45.380
6 -	42.665	28.587	1:11.252	61.03	0.941	11:54:56.632
7 -	42.880	27.799	1:10.679	61.52	0.368	11:56:07.311
8 -	42.624	28.266	1:10.890	61.34	0.579	11:57:18.201
9 -	43.079	28.091	1:11.170	61.10	0.859	11:58:29.371
10 -	42.565	28.189	1:10.754	61.46	0.443	11:59:40.125

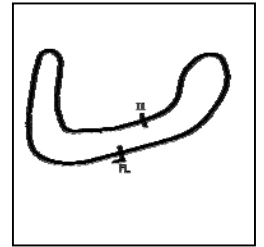
Weather / Track : Cloudy / Wet

Brands Hatch Indy
Circuit Length = 1.2079 miles
Start: 11:47 Flag 11:59 End: 12:00

BMCRC - MRO Championships 2019 - Rnd 9 @ Brands Hatch Indy

BMZRC 250MZs & Blue Haze 2-Stroke GP

RACE 4 - SECTOR ANALYSIS



SECTOR 1 = FL to I1, SECTOR 2 = I1 to FL, DIFF = Difference To Personal Best Lap, P = Crossed Finish Line in Pit Lane, D = Time Disallowed

P24 44		Robert DESSOY		MZ ETZ 250 - Eastern Garage Racing		
IDEAL LAP TIME : 1:00.058		BEST LAP TIME : 1:00.148		DIFFERENCE : 0.090		
LAP	SECTOR 1	SECTOR 2	LAP TIME	MPH	DIFF	TIME OF DAY
1 -		25.010	1:32.761	46.87	32.613	11:48:53.493
2 -	37.931	24.596	1:02.527	69.54	2.379	11:49:56.020
3 -	36.513	24.427	1:00.940	71.35	0.792	11:50:56.960
4 -	36.647	24.735	1:01.382	70.84	1.234	11:51:58.342
5 -	36.181	24.331	1:00.512	71.86	0.364	11:52:58.854
6 -	36.433	24.070	1:00.503 (3)	71.87	0.355	11:53:59.357
7 -	36.034	24.114	1:00.148 (1)	72.29		11:54:59.505
8 -	37.745	24.161	1:01.906	70.24	1.758	11:56:01.411
9 -	35.988	24.308	1:00.296 (2)	72.12	0.148	11:57:01.707

P25 5		Garry SAMETT		MZ TS 250 - smallmouse		
IDEAL LAP TIME : 1:09.217		BEST LAP TIME : 1:09.756		DIFFERENCE : 0.539		
LAP	SECTOR 1	SECTOR 2	LAP TIME	MPH	DIFF	TIME OF DAY
1 -		26.824	1:40.917	43.09	31.161	11:49:01.649
2 -	42.962	27.742	1:10.704 (3)	61.50	0.948	11:50:12.353
3 -	43.016	27.472	1:10.488 (2)	61.69	0.732	11:51:22.841
4 -	42.393	27.363	1:09.756 (1)	62.34		11:52:32.597

P26 32		John ASHMEAD		MZ ETZ 250 -		
IDEAL LAP TIME : 1:05.020		BEST LAP TIME :		DIFFERENCE :		
LAP	SECTOR 1	SECTOR 2	LAP TIME	MPH	DIFF	TIME OF DAY
1 -		25.588	1:35.145	45.70		11:48:55.877

BMCRC - MRO Championships 2019 - Rnd 9 @ Brands Hatch Indy

BMZRC 250MZs & Blue Haze 2-Stroke GP

RACE 4 - BEST SECTORS

SECTOR 1			SECTOR 2			IDEAL / BEST COMPARISON						
POS	NO	NAME	TIME	NO	NAME	TIME	POS	NO	NAME	IDEAL	BEST	DIFF
									PERFECT LAP	57.568		
1	15	PERKINS	34.793	64	ELLIS	22.775	1	15	PERKINS	57.974	57.980	0.006
2	169	HOGG	35.286	3	BARRETT	22.851	2	64	ELLIS	58.173	58.376	0.203
3	3	BARRETT	35.371	70	BURSCOUGH	22.929	3	3	BARRETT	58.222	58.519	0.297
4	64	ELLIS	35.398	169	HOGG	22.948	4	169	HOGG	58.234	58.292	0.058
5	70	BURSCOUGH	35.447	11	MACHARD	23.091	5	70	BURSCOUGH	58.376	58.526	0.150
6	11	MACHARD	35.473	15	PERKINS	23.181	6	11	MACHARD	58.564	58.738	0.174
7	55	TOLAND	35.892	75	WOODALL	23.778	7	75	WOODALL	59.734	59.734	0.000
8	75	WOODALL	35.956	85	WALES	23.815	8	55	TOLAND	59.750	59.848	0.098
9	85	WALES	35.958	55	TOLAND	23.858	9	85	WALES	59.773	59.794	0.021
10	44	DESSOY	35.988	60	GOUGH	24.041	10	44	DESSOY	1:00.058	1:00.148	0.090
11	113	NEWMAN	36.242	44	DESSOY	24.070	11	113	NEWMAN	1:00.421	1:00.550	0.129
12	60	GOUGH	36.424	27	HAYWARD	24.073	12	60	GOUGH	1:00.465	1:00.465	0.000
13	71	HICKLING	36.657	113	NEWMAN	24.179	13	71	HICKLING	1:00.865	1:01.176	0.311
14	69	MANN	36.794	71	HICKLING	24.208	14	27	HAYWARD	1:00.883	1:01.529	0.646
15	27	HAYWARD	36.810	9	HOWLETT	24.312	15	69	MANN	1:01.127	1:01.338	0.211
16	9	HOWLETT	37.562	69	MANN	24.333	16	9	HOWLETT	1:01.874	1:02.434	0.560
17	56	TURNER	38.082	2	BEDFORD	24.658	17	56	TURNER	1:02.978	1:03.077	0.099
18	16	CAUGHLIN	38.212	16	CAUGHLIN	24.841	18	16	CAUGHLIN	1:03.053	1:03.275	0.222
19	2	BEDFORD	38.415	56	TURNER	24.896	19	2	BEDFORD	1:03.073	1:03.421	0.348
20	95	ROGERS	38.498	67	BAILEY	25.462	20	95	ROGERS	1:03.969	1:03.969	0.000
21	41	WILLIAMS	39.390	95	ROGERS	25.471	21	41	WILLIAMS	1:04.947	1:05.060	0.113
22	32	ASHMEAD	39.432	41	WILLIAMS	25.557	22	32	ASHMEAD	1:05.020		
23	67	BAILEY	39.769	32	ASHMEAD	25.588	23	67	BAILEY	1:05.231	1:05.417	0.186
24	38	PETTET	39.935	38	PETTET	25.747	24	38	PETTET	1:05.682	1:05.829	0.147
25	77	KILGAR	42.294	5	SAMETT	26.824	25	5	SAMETT	1:09.217	1:09.756	0.539
26	5	SAMETT	42.393	77	KILGAR	27.799	26	77	KILGAR	1:10.093	1:10.311	0.218

Weather / Track : Cloudy / Wet

Results can be found at www.tsl-timing.com

Brands Hatch Indy
Circuit Length = 1.2079 miles
Start: 11:47 Flag 11:59 End: 12:00

Printed - 12:01 Sunday, 06 October 2019

BMCRC - MRO Championships 2019 - Rnd 9 @ Brands Hatch Indy

BMZRC 250MZs & Blue Haze 2-Stroke GP

RACE 4 - STATISTICS

Competitors Started 26
Planned Start 2019-10-06 @ 11:15:00.000
Actual Start 2019-10-06 @ 11:47:20.731
Finish Time 2019-10-06 @ 11:59:16.031
Track Length 1.2079mi.
Total Laps 281
Total Distance Covered 339.4327mi.

Session Fastest Lap History

NO	CL	NAME	LAP TIME	TIME OF DAY	LAP	VEHICLE
15	GPF	Billy PERKINS	58.428	11:49:24.516	2	Yamaha TZR 250
15	GPF	Billy PERKINS	57.980	11:50:22.496	3	Yamaha TZR 250

Session Leader History

NO	CL	NAME	FROM LAP	LAPS LED	DISTANCE	VEHICLE
15	GPF	Billy PERKINS	1	12	14.49 miles	Yamaha TZR 250

Flag History

TYPE	TIME OF DAY
GREEN	11:47:20.731
FINISH	11:59:16.031

Flag Statistics

TYPE	COUNT	TOTAL LAPS	TOTAL TIME
Green	1	12	13:06.216
Red	0	0	0.000
Safety Car	0	0	0.000
FCY	0	0	0.000

Weather / Track : Cloudy / Wet

These results are provisional until the conclusion of any judicial and technical matters.

Brands Hatch Indy
Circuit Length = 1.2079 miles
Start: 11:47 Flag 11:59 End: 12:00

Clerk Of Course :		Timekeeper :
-------------------	--	--------------

BMCRC - MRO Championships 2019 - Rnd 9 @ Brands Hatch Indy

BMZRC 250MZs & Blue Haze 2-Stroke GP

RACE 4 - STATISTICS

CLASS : GP

4 Starters

Fastest Lap History

NO	NAME	LAP TIME	TIME OF DAY	LAP	VEHICLE
169	John HOGG	1:00.406	11:49:28.552	2	Yamaha TZ250
169	John HOGG	59.698	11:50:28.250	3	Yamaha TZ250
169	John HOGG	59.201	11:51:27.451	4	Yamaha TZ250
169	John HOGG	59.116	11:54:26.163	7	Yamaha TZ250
64	Phil ELLIS	58.687	11:54:28.006	7	Yamaha TZ250B
3	Tom BARRETT	58.519	11:55:35.484	8	Honda RS250
169	John HOGG	58.292	11:57:22.178	10	Yamaha TZ250

Leader History

NO	NAME	FROM LAP	LAPS LED	DISTANCE	VEHICLE
169	John HOGG	1	12	14.49 miles	Yamaha TZ250

Weather / Track : Cloudy / Wet

These results are provisional until the conclusion of any judicial and technical matters.

Brands Hatch Indy

Circuit Length = 1.2079 miles

Start: 11:47 Flag 11:59 End: 12:00

Clerk Of Course :

Timekeeper :

BMCRC - MRO Championships 2019 - Rnd 9 @ Brands Hatch Indy

BMZRC 250MZs & Blue Haze 2-Stroke GP

RACE 4 - STATISTICS

CLASS : GPF

9 Starters

Fastest Lap History

NO	NAME	LAP TIME	TIME OF DAY	LAP	VEHICLE
15	Billy PERKINS	58.428	11:49:24.516	2	Yamaha TZR 250
15	Billy PERKINS	57.980	11:50:22.496	3	Yamaha TZR 250

Leader History

NO	NAME	FROM LAP	LAPS LED	DISTANCE	VEHICLE
15	Billy PERKINS	1	12	14.49 miles	Yamaha TZR 250

Weather / Track : Cloudy / Wet

These results are provisional until the conclusion of any judicial and technical matters.

Brands Hatch Indy

Circuit Length = 1.2079 miles

Start: 11:47 Flag 11:59 End: 12:00

Clerk Of Course :

Timekeeper :

BMCRC - MRO Championships 2019 - Rnd 9 @ Brands Hatch Indy

BMZRC 250MZs & Blue Haze 2-Stroke GP

RACE 4 - STATISTICS

CLASS :

13 Starters

Fastest Lap History

NO	NAME	LAP TIME	TIME OF DAY	LAP	VEHICLE
75	Peter WOODALL	1:01.740	11:49:54.748	2	MZ ETZ 250
113	Liam NEWMAN	1:01.514	11:49:55.367	2	MZ ETZ 250
75	Peter WOODALL	1:00.983	11:50:55.730	3	MZ ETZ 250
85	Andrew WALES	1:00.890	11:50:56.261	3	MZ ETZ 250
75	Peter WOODALL	1:00.687	11:51:56.418	4	MZ ETZ 250
85	Andrew WALES	1:00.111	11:52:58.053	5	MZ ETZ 250
85	Andrew WALES	59.852	11:53:57.904	6	MZ ETZ 250
85	Andrew WALES	59.794	11:59:00.144	11	MZ ETZ 250
75	Peter WOODALL	59.734	11:59:59.645	12	MZ ETZ 250

Leader History

NO	NAME	FROM LAP	LAPS LED	DISTANCE	VEHICLE
75	Peter WOODALL	1	12	14.49 miles	MZ ETZ 250

Weather / Track : Cloudy / Wet

These results are provisional until the conclusion of any judicial and technical matters.

Brands Hatch Indy

Circuit Length = 1.2079 miles

Start: 11:47 Flag 11:59 End: 12:00

Clerk Of Course :

Timekeeper :



BMCRC - MRO Championships 2019 - Rnd 9 @ Brands Hatch Indy

BMZRC 250MZs & Blue Haze 2-Stroke GP

RACE 16 - GRID (12 Laps)

ROW 14	42	94	Alex ROBINSON	41	93	Emmanuel BAUMARD	40	32	John ASHMEAD
			1:10.311				1:09.756		1:05.829
ROW 13	39	77	Christopher KILGAR	38	5	Garry SAMETT	37	38	Chris PETTET
ROW 12	36	41	Gary WILLIAMS	35	95	Christopher ROGERS	34	56	Russell TURNER
			1:05.060			1:03.969			1:03.077
ROW 11	33	9	Gary HOWLETT	32	69	Alexander MANN	31	113	Liam NEWMAN
			1:02.434			1:01.338			1:00.550
ROW 10	30	44	Robert DESSOY	29	85	Andrew WALES	28	75	Peter WOODALL
			1:00.148			59.794			59.734
ROW 9									
ROW 8							22	707	Alex SYMON
ROW 7	21	153	Patrick MILLS	20	101	Andrew DAVIES	19	65	Andrew MOXON
ROW 6	18	62	Ian READ	17	53	Mark WHITING	16	22	Rik BALLERINI
ROW 5	15	21	Stuart THURTLÉ	14	17	Roger MARSH	13	67	Mark BAILEY
			1:05.417						
ROW 4	12	2	Nick BEDFORD	11	16	Tom CAUGHLIN	10	27	Richard HAYWARD
			1:03.421			1:03.275			1:01.529
ROW 3	9	71	Richard HICKLING	8	60	Daniel GOUGH	7	55	Paul TOLAND
			1:01.176			1:00.465			59.848
ROW 2	6	11	Gael MACHARD	5	70	Andrew BURSCOUGH	4	3	Tom BARRETT
			58.738			58.526			58.519
ROW 1	3	64	Phil ELLIS	2	169	John HOGG	1	15	Billy PERKINS
			58.376			58.292			57.980
									Pole

Brands Hatch Indy
Circuit Length = 1.2079 miles

These results are provisional until the conclusion of any judicial and technical matters.

Clerk Of Course :	Steward :	Timekeeper :
-------------------	-----------	--------------

Results can be found at www.tsl-timing.com

Printed - 12:07 Sunday, 06 October 2019





BMCRC - MRO Championships 2019 - Rnd 9 @ Brands Hatch Indy

BMZRC 250MZs & Blue Haze 2-Stroke GP

RACE 16 - CLASSIFICATION

POS	NO	CL	PIC NAME	ENTRY	LAPS	TIME	GAP	DIFF	MPH	BEST	ON
1	22	GP	1 Rik BALLERINI	Yamaha SPONDON TZ250 - SCLS LTD, GECKO R	8	7:25.163			78.14	54.227	2
2	169	GP	2 John HOGG	Yamaha TZ250 -	8	7:31.501	6.338	6.338	77.05	55.280	4
3	64	GP	3 Phil ELLIS	Yamaha TZ250B -	8	7:31.755	6.592	0.254	77.00	54.878	3
4	3	GP	4 Tom BARRETT	Honda RS250 - Aspire Classic Restoration	8	7:32.992	7.829	1.237	76.79	54.369	8
5	15	GPF	1 Billy PERKINS	Yamaha TZR 250 - T.w fuggle & son / Windsor food	7	6:40.171	1 Lap	1 Lap	76.06	55.979	3
6	11	GPF	2 Gael MACHARD	Aprilia RS250 -	7	6:41.209	1 Lap	1.038	75.87	55.615	6
7	55	GPF	3 Paul TOLAND	Yamaha 350 -	7	6:44.137	1 Lap	2.928	75.32	56.169	2
8	70	GPF	4 Andrew BURSCOUGH	Yamaha YPVS 350 - Apollo Tuning	7	6:44.432	1 Lap	0.295	75.26	56.451	2
9	2	GP	5 Nick BEDFORD	Yamaha TZ350 - Banx Race Paint	7	6:49.228	1 Lap	4.796	74.38	56.620	4
10	27	GPF	5 Richard HAYWARD	Yamaha TZR - Gforce Motorcycles	7	6:50.572	1 Lap	1.344	74.14	56.894	3
11	60	GPF	6 Daniel GOUGH	Yamaha TZR 250 - G Force Motorcycles	7	6:54.213	1 Lap	3.641	73.48	57.451	2
12	71	GPF	7 Richard HICKLING	Aprilia RS 125 - All the Pickles	7	7:06.449	1 Lap	12.236	71.38	59.164	6
13	69		1 Alexander MANN	MZ ETZ 250 - HS RACING	7	7:25.628	1 Lap	19.179	68.30	58.690	6
14	85		2 Andrew WALES	MZ ETZ 250 - Illuminated Design LTD	7	7:26.110	1 Lap	0.482	68.23	58.982	6
15	44		3 Robert DESSOY	MZ ETZ 250 - Eastern Garage Racing	7	7:26.168	1 Lap	0.058	68.22	58.909	7
16	16	GPF	8 Tom CAUGHLIN	Honda NSR MC21 -	7	7:26.567	1 Lap	0.399	68.16	1:02.081	3
17	95		4 Christopher ROGERS	MZ ETZ 250 - CB Racing	7	7:27.304	1 Lap	0.737	68.05	59.135	5
18	75		5 Peter WOODALL	MZ ETZ 250 - Core Projects Ltd	7	7:27.462	1 Lap	0.158	68.02	59.211	7
19	9		6 Gary HOWLETT	MZ ETZ 250 - HS Racing	6	6:37.410	2 Laps	1 Lap	65.65	1:00.477	6
20	56		7 Russell TURNER	MZ ETZ 250 -	6	6:40.300	2 Laps	2.890	65.18	1:00.887	4
21	67	GPF	9 Mark BAILEY	Yamaha TZR250 - Gforce motorcycles	6	6:43.997	2 Laps	3.697	64.58	1:04.862	3
22	41		8 Gary WILLIAMS	MZ ETZ 250 -	6	6:51.272	2 Laps	7.275	63.44	1:03.023	5
23	38		9 Chris PETTET	MZ ETZ 250 -	6	6:51.890	2 Laps	0.618	63.34	1:02.991	6
24	77		10 Christopher KILGAR	MZ ETZ 250 - RAF motorsports association	6	7:06.930	2 Laps	15.040	61.11	1:05.400	5

NOT CLASSIFIED

DNF	93	R	Emmanuel BAUMARD	MZ ETZ 250 - Chilton Motors	6	7:06.998	2 Laps	0.068	61.10	1:04.024	5
DNF	113		Liam NEWMAN	MZ ETZ 250 - Team newman racing	1	1:29.495	7 Laps	5 Laps	48.59		
DNF	32		John ASHMEAD	MZ ETZ 250 -	0						

FASTEST LAP

22	GP	Rik BALLERINI	Yamaha SPONDON TZ250 - SCLS LTD, GECKO R	2	54.227	80.19 mph	129.05 kph
11	GPF	Gael MACHARD	Aprilia RS250 -	6	55.615	78.19 mph	125.83 kph
69		Alexander MANN	MZ ETZ 250 - HS RACING	6	58.690	74.09 mph	119.24 kph
93	R	Emmanuel BAUMARD	MZ ETZ 250 - Chilton Motors	5	1:04.024	67.92 mph	109.30 kph

Class GP - 92.5% of Race Speed = 72.27 mph
 Class GPF - 92.5% of Race Speed = 70.35 mph
 Class - 92.5% of Race Speed = 63.17 mph

Brands Hatch Indy
 Circuit Length = 1.2079 miles
 Start: 15:57 Flag 16:05 End: 16:09

Weather / Track : Cloudy / Dry

These results are provisional until the conclusion of any judicial and technical matters.

Clerk Of Course :	Steward :	Timekeeper :
-------------------	-----------	--------------

Results can be found at www.tsl-timing.com

Printed - 16:13 Sunday, 06 October 2019





BMCRC - MRO Championships 2019 - Rnd 9 @ Brands Hatch Indy

Blue Haze 2-Stroke GP

RACE 16 - CLASSIFICATION

POS	NO	CL	PIC NAME	ENTRY	LAPS	TIME	GAP	DIFF	MPH	BEST	ON
1	22	GP	1 Rik BALLERINI	Yamaha SPONDON TZ250 - SCLS LTD, GECKO R	8	7:25.163			78.14	54.227	2
2	169	GP	2 John HOGG	Yamaha TZ250 -	8	7:31.501	6.338	6.338	77.05	55.280	4
3	64	GP	3 Phil ELLIS	Yamaha TZ250B -	8	7:31.755	6.592	0.254	77.00	54.878	3
4	3	GP	4 Tom BARRETT	Honda RS250 - Aspire Classic Restoration	8	7:32.992	7.829	1.237	76.79	54.369	8
5	15	GPF	1 Billy PERKINS	Yamaha TZR 250 - T.w fuggle & son / Windsor food	7	6:40.171	1 Lap	1 Lap	76.06	55.979	3
6	11	GPF	2 Gael MACHARD	Aprilia RS250 -	7	6:41.209	1 Lap	1.038	75.87	55.615	6
7	55	GPF	3 Paul TOLAND	Yamaha 350 -	7	6:44.137	1 Lap	2.928	75.32	56.169	2
8	70	GPF	4 Andrew BURSCOUGH	Yamaha YPVS 350 - Apollo Tuning	7	6:44.432	1 Lap	0.295	75.26	56.451	2
9	2	GP	5 Nick BEDFORD	Yamaha TZ350 - Banx Race Paint	7	6:49.228	1 Lap	4.796	74.38	56.620	4
10	27	GPF	5 Richard HAYWARD	Yamaha TZR - Gforce Motorcycles	7	6:50.572	1 Lap	1.344	74.14	56.894	3
11	60	GPF	6 Daniel GOUGH	Yamaha TZR 250 - G Force Motorcycles	7	6:54.213	1 Lap	3.641	73.48	57.451	2
12	71	GPF	7 Richard HICKLING	Aprilia RS 125 - All the Pickles	7	7:06.449	1 Lap	12.236	71.38	59.164	6
13	16	GPF	8 Tom CAUGHLIN	Honda NSR MC21 -	7	7:26.567	1 Lap	20.118	68.16	1:02.081	3
14	67	GPF	9 Mark BAILEY	Yamaha TZR250 - Gforce motorcycles	6	6:43.997	2 Laps	1 Lap	64.58	1:04.862	3

FASTEST LAP

22	GP	Rik BALLERINI	Yamaha SPONDON TZ250 - SCLS LTD, GECKO R	2	54.227	80.19 mph	129.05 kph
11	GPF	Gael MACHARD	Aprilia RS250 -	6	55.615	78.19 mph	125.83 kph

Class GP - 92.5% of Race Speed = 72.27 mph
Class GPF - 92.5% of Race Speed = 70.35 mph

Brands Hatch Indy
Circuit Length = 1.2079 miles
Start: 15:57 Flag 16:05 End: 16:09

Weather / Track : Cloudy / Dry
These results are provisional until the conclusion of any judicial and technical matters.

Clerk Of Course :	Steward :	Timekeeper :
-------------------	-----------	--------------

Results can be found at www.tsl-timing.com

Printed - 16:17 Sunday, 06 October 2019





BMCRC - MRO Championships 2019 - Rnd 9 @ Brands Hatch Indy

BMZRC 250MZs

RACE 16 - CLASSIFICATION

POS	NO	CL	PIC NAME	ENTRY	LAPS	TIME	GAP	DIFF	MPH	BEST	ON
1	69		1 Alexander MANN	MZ ETZ 250 - HS RACING	7	7:25.628			68.30	58.690	6
2	85		2 Andrew WALES	MZ ETZ 250 - Illuminated Design LTD	7	7:26.110	0.482	0.482	68.23	58.982	6
3	44		3 Robert DESSOY	MZ ETZ 250 - Eastern Garage Racing	7	7:26.168	0.540	0.058	68.22	58.909	7
4	95		4 Christopher ROGERS	MZ ETZ 250 - CB Racing	7	7:27.304	1.676	1.136	68.05	59.135	5
5	75		5 Peter WOODALL	MZ ETZ 250 - Core Projects Ltd	7	7:27.462	1.834	0.158	68.02	59.211	7
6	9		6 Gary HOWLETT	MZ ETZ 250 - HS Racing	6	6:37.410	1 Lap	1 Lap	65.65	1:00.477	6
7	56		7 Russell TURNER	MZ ETZ 250 -	6	6:40.300	1 Lap	2.890	65.18	1:00.887	4
8	41		8 Gary WILLIAMS	MZ ETZ 250 -	6	6:51.272	1 Lap	10.972	63.44	1:03.023	5
9	38		9 Chris PETTET	MZ ETZ 250 -	6	6:51.890	1 Lap	0.618	63.34	1:02.991	6
10	77		10 Christopher KILGAR	MZ ETZ 250 - RAF motorsports association	6	7:06.930	1 Lap	15.040	61.11	1:05.400	5

NOT CLASSIFIED

DNF	93	R	Emmanuel BAUMARD	MZ ETZ 250 - Chilton Motors	6	7:06.998	1 Lap	0.068	61.10	1:04.024	5
DNF	113		Liam NEWMAN	MZ ETZ 250 - Team newman racing	1	1:29.495	6 Laps	5 Laps	48.59		
DNF	32		John ASHMEAD	MZ ETZ 250 -	0						

FASTEST LAP

69			Alexander MANN	MZ ETZ 250 - HS RACING	6	58.690		74.09 mph		119.24 kph	
93	R		Emmanuel BAUMARD	MZ ETZ 250 - Chilton Motors	5	1:04.024		67.92 mph		109.30 kph	

Class - 92.5% of Race Speed = 63.17 mph

Weather / Track : Cloudy / Dry

These results are provisional until the conclusion of any judicial and technical matters.

Brands Hatch Indy

Circuit Length = 1.2079 miles

Start: 15:57 Flag 16:05 End: 16:09

Clerk Of Course :	Steward :	Timekeeper :
-------------------	-----------	--------------

Results can be found at www.tsl-timing.com

Printed - 16:16 Sunday, 06 October 2019



BMCR - MRO Championships 2019 - Rnd 9 @ Brands Hatch Indy

BMZRC 250MZs & Blue Haze 2-Stroke GP

RACE 16 - LAP CHART

LAP 1 @ 15:58:50.901

NO	BEHIND	LAP TIME
15		1:02.224
169	0.694	1:02.918
22	0.762	1:02.986
55	1.158	1:03.382
64	1.315	1:03.539
11	2.006	1:04.230
70	2.127	1:04.351
3	3.273	1:05.497
27	3.630	1:05.854
60	4.356	1:06.580
2	4.527	1:06.751
71	6.672	1:08.896
16	8.926	1:11.150
67	11.787	1:14.011
75	27.113	1:29.337
113	27.271	1:29.495
44	27.510	1:29.734
69	27.592	1:29.816
85	27.673	1:29.897
95	28.204	1:30.428
9	30.188	1:32.412
56	30.267	1:32.491
38	32.675	1:34.899
41	33.162	1:35.386
77	34.906	1:37.130
93	37.064	1:39.288

LAP 2 @ 15:59:45.890

NO	BEHIND	LAP TIME
22		54.227
15	1.105	56.094
169	1.297	55.592
55	2.338	56.169
64	2.468	56.142
11	2.899	55.882
70	3.589	56.451
3	3.741	55.457
27	5.846	57.205
60	6.818	57.451
2	6.895	57.357
71	11.367	59.684
16	16.030	1:02.093
67	21.827	1:05.029
44	31.604	59.083
69	31.797	59.194
75	31.937	59.813
85	32.240	59.556
95	32.497	59.282
56	36.679	1:01.401
9	36.770	1:01.571
38	41.357	1:03.671
41	41.627	1:03.454
77	45.462	1:05.545
93	48.633	1:06.558

LAP 3 @ 16:00:40.295

NO	BEHIND	LAP TIME
22		54.405
169	2.618	55.726
15	2.679	55.979
64	2.941	54.878

55	4.648	56.715
11	4.717	56.223
3	5.647	56.311
70	5.802	56.618
27	8.335	56.894
2	9.463	56.973
60	10.604	58.191
71	16.703	59.741
16	23.706	1:02.081
67	32.284	1:04.862
44	36.443	59.244
69	36.705	59.313
75	37.023	59.491
85	37.103	59.268
95	37.497	59.405
56	43.783	1:01.509
9	43.893	1:01.528
41	50.381	1:03.159
38	51.025	1:04.073

LAP 4 @ 16:01:34.644

NO	BEHIND	LAP TIME
22		54.349
77	1 Lap	1:06.087
169	3.549	55.280
64	3.805	55.213
15	5.063	56.733
93	1 Lap	1:05.926
3	6.864	55.566
55	7.079	56.780
11	7.188	56.820
70	8.200	56.747
27	11.315	57.329
2	11.734	56.620
60	14.459	58.204
71	21.957	59.603
16	31.602	1:02.245
69	42.006	59.650
75	42.122	59.448
44	42.153	1:00.059
85	42.285	59.531
95	42.774	59.626
67	45.208	1:07.273
56	50.321	1:00.887
9	50.376	1:00.832

LAP 5 @ 16:02:29.134

NO	BEHIND	LAP TIME
22		54.490
169	4.614	55.555
41	1 Lap	1:03.203
64	5.174	55.859
38	1 Lap	1:03.211
15	6.645	56.072
3	8.136	55.762
11	9.287	56.589
55	9.813	57.224
70	10.466	56.756
27	14.579	57.754
77	1 Lap	1:06.376
2	14.731	57.487
93	1 Lap	1:04.840
60	17.922	57.953
71	27.181	59.714

16	40.000	1:02.888
85	46.855	59.060
75	46.951	59.319
69	46.955	59.439
44	46.994	59.331
95	47.419	59.135

16	1 Lap	1:03.272
95	1 Lap	59.448
75	1 Lap	59.211
169	6.338	55.448
64	6.592	55.005
3	7.829	54.369

LAP 6 @ 16:03:23.772

NO	BEHIND	LAP TIME
22		54.638
9	1 Lap	1:00.590
67	1 Lap	1:06.803
56	1 Lap	1:02.216
169	5.526	55.550
64	5.795	55.259
3	8.286	54.788
15	8.564	56.557
11	10.264	55.615
55	12.450	57.275
70	12.705	56.877
41	1 Lap	1:03.023
38	1 Lap	1:03.045
2	16.838	56.745
27	17.577	57.636
60	21.396	58.112
77	1 Lap	1:05.400
93	1 Lap	1:04.024
71	31.707	59.164
16	48.200	1:02.838
69	51.007	58.690
85	51.199	58.982
44	52.164	59.808
95	52.761	59.980
75	53.156	1:00.843

LAP 7 @ 16:04:18.449

NO	BEHIND	LAP TIME
22		54.677
169	6.281	55.432
64	6.978	55.860
9	1 Lap	1:00.477
3	8.851	55.242
15	10.399	56.512
56	1 Lap	1:01.796
11	11.437	55.850
67	1 Lap	1:06.019
55	14.365	56.592
70	14.660	56.632
2	19.456	57.295
27	20.800	57.900
41	1 Lap	1:03.047
38	1 Lap	1:02.991
60	24.441	57.722
71	36.677	59.647
77	1 Lap	1:06.392
93	1 Lap	1:06.362

LAP 8 @ 16:05:13.840

NO	BEHIND	LAP TIME
22		55.391
69	1 Lap	59.526
85	1 Lap	59.816
44	1 Lap	58.909

Weather / Track : Cloudy / Dry

Results can be found at www.tsl-timing.com

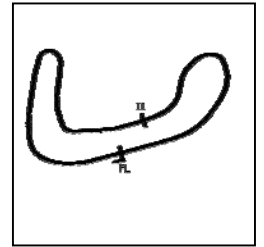
Brands Hatch Indy
Circuit Length = 1.2079 miles
Start: 15:57 Flag 16:05 End: 16:09

Printed - 16:14 Sunday, 06 October 2019

BMCRC - MRO Championships 2019 - Rnd 9 @ Brands Hatch Indy

BMZRC 250MZs & Blue Haze 2-Stroke GP

RACE 16 - SECTOR ANALYSIS



SECTOR 1 = FL to I1, SECTOR 2 = I1 to FL, DIFF = Difference To Personal Best Lap, P = Crossed Finish Line in Pit Lane, D = Time Disallowed

P1 22 GP		Rik BALLERINI		Yamaha SPONDON TZ250 - SCLS LTD, GECKO RACING, DY			
IDEAL LAP TIME : 54.171		BEST LAP TIME : 54.227		DIFFERENCE : 0.056			
LAP	SECTOR 1	SECTOR 2	LAP TIME	MPH	DIFF	TIME OF DAY	
1 -		22.069	1:02.986	69.04	8.759	15:58:51.663	
2 -	32.507	21.720	54.227 (1)	80.19		15:59:45.890	
3 -	32.560	21.845	54.405 (3)	79.93	0.178	16:00:40.295	
4 -	32.451	21.898	54.349 (2)	80.01	0.122	16:01:34.644	
5 -	32.735	21.755	54.490	79.80	0.263	16:02:29.134	
6 -	32.563	22.075	54.638	79.58	0.411	16:03:23.772	
7 -	32.824	21.853	54.677	79.53	0.450	16:04:18.449	
8 -	32.899	22.492	55.391	78.50	1.164	16:05:13.840	

P2 169 GP		John HOGG		Yamaha TZ250 -			
IDEAL LAP TIME : 55.127		BEST LAP TIME : 55.280		DIFFERENCE : 0.153			
LAP	SECTOR 1	SECTOR 2	LAP TIME	MPH	DIFF	TIME OF DAY	
1 -		22.453	1:02.918	69.11	7.638	15:58:51.595	
2 -	33.454	22.138	55.592	78.22	0.312	15:59:47.187	
3 -	33.427	22.299	55.726	78.03	0.446	16:00:42.913	
4 -	33.108	22.172	55.280 (1)	78.66		16:01:38.193	
5 -	33.518	22.037	55.555	78.27	0.275	16:02:33.748	
6 -	33.531	22.019	55.550	78.28	0.270	16:03:29.298	
7 -	33.323	22.109	55.432 (2)	78.44	0.152	16:04:24.730	
8 -	33.284	22.164	55.448 (3)	78.42	0.168	16:05:20.178	

P3 64 GP		Phil ELLIS		Yamaha TZ250B -			
IDEAL LAP TIME : 54.739		BEST LAP TIME : 54.878		DIFFERENCE : 0.139			
LAP	SECTOR 1	SECTOR 2	LAP TIME	MPH	DIFF	TIME OF DAY	
1 -		22.309	1:03.539	68.43	8.661	15:58:52.216	
2 -	33.890	22.252	56.142	77.45	1.264	15:59:48.358	
3 -	32.847	22.031	54.878 (1)	79.24		16:00:43.236	
4 -	32.991	22.222	55.213 (3)	78.76	0.335	16:01:38.449	
5 -	33.910	21.949	55.859	77.84	0.981	16:02:34.308	
6 -	33.366	21.893	55.259	78.69	0.381	16:03:29.567	
7 -	33.919	21.941	55.860	77.84	0.982	16:04:25.427	
8 -	33.113	21.892	55.005 (2)	79.05	0.127	16:05:20.432	

P4 3 GP		Tom BARRETT		Honda RS250 - Aspire Classic Restoration			
IDEAL LAP TIME : 54.369		BEST LAP TIME : 54.369		DIFFERENCE : 0.000			
LAP	SECTOR 1	SECTOR 2	LAP TIME	MPH	DIFF	TIME OF DAY	
1 -		22.354	1:05.497	66.39	11.128	15:58:54.174	
2 -	33.604	21.853	55.457	78.41	1.088	15:59:49.631	
3 -	34.256	22.055	56.311	77.22	1.942	16:00:45.942	
4 -	33.390	22.176	55.566	78.26	1.197	16:01:41.508	
5 -	34.046	21.716	55.762	77.98	1.393	16:02:37.270	
6 -	33.088	21.700	54.788 (2)	79.37	0.419	16:03:32.058	
7 -	33.547	21.695	55.242 (3)	78.71	0.873	16:04:27.300	
8 -	32.879	21.490	54.369 (1)	79.98		16:05:21.669	

P5 15 GPF		Billy PERKINS		Yamaha TZR 250 - T.w fuggle & son / Windsor food machinery			
IDEAL LAP TIME : 55.748		BEST LAP TIME : 55.979		DIFFERENCE : 0.231			
LAP	SECTOR 1	SECTOR 2	LAP TIME	MPH	DIFF	TIME OF DAY	
1 -		22.573	1:02.224	69.88	6.245	15:58:50.901	
2 -	33.702	22.392	56.094 (3)	77.52	0.115	15:59:46.995	
3 -	33.356	22.623	55.979 (1)	77.68		16:00:42.974	
4 -	34.006	22.727	56.733	76.65	0.754	16:01:39.707	
5 -	33.510	22.562	56.072 (2)	77.55	0.093	16:02:35.779	
6 -	33.897	22.660	56.557	76.88	0.578	16:03:32.336	
7 -	33.759	22.753	56.512	76.95	0.533	16:04:28.848	

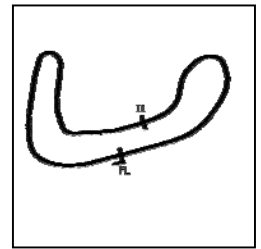
Weather / Track : Cloudy / Dry

Brands Hatch Indy
 Circuit Length = 1.2079 miles
 Start: 15:57 Flag 16:05 End: 16:09

BMCRC - MRO Championships 2019 - Rnd 9 @ Brands Hatch Indy

BMZRC 250MZs & Blue Haze 2-Stroke GP

RACE 16 - SECTOR ANALYSIS



SECTOR 1 = FL to I1, SECTOR 2 = I1 to FL, DIFF = Difference To Personal Best Lap, P = Crossed Finish Line in Pit Lane, D = Time Disallowed

P6 11 GPF Gael MACHARD			Aprilia RS250 -			
IDEAL LAP TIME : 55.339		BEST LAP TIME : 55.615	DIFFERENCE : 0.276			
LAP	SECTOR 1	SECTOR 2	LAP TIME	MPH	DIFF	TIME OF DAY
1 -		22.538	1:04.230	67.70	8.615	15:58:52.907
2 -	33.491	22.391	55.882 (3)	77.81	0.267	15:59:48.789
3 -	33.547	22.676	56.223	77.34	0.608	16:00:45.012
4 -	34.102	22.718	56.820	76.53	1.205	16:01:41.832
5 -	34.189	22.400	56.589	76.84	0.974	16:02:38.421
6 -	33.336	22.279	55.615 (1)	78.19		16:03:34.036
7 -	33.174	22.676	55.850 (2)	77.86	0.235	16:04:29.886

P7 55 GPF Paul TOLAND			Yamaha 350 -			
IDEAL LAP TIME : 56.168		BEST LAP TIME : 56.169	DIFFERENCE : 0.001			
LAP	SECTOR 1	SECTOR 2	LAP TIME	MPH	DIFF	TIME OF DAY
1 -		22.598	1:03.382	68.60	7.213	15:58:52.059
2 -	33.570	22.599	56.169 (1)	77.42		15:59:48.228
3 -	33.971	22.744	56.715 (3)	76.67	0.546	16:00:44.943
4 -	34.083	22.697	56.780	76.58	0.611	16:01:41.723
5 -	34.616	22.608	57.224	75.99	1.055	16:02:38.947
6 -	33.755	23.520	57.275	75.92	1.106	16:03:36.222
7 -	33.748	22.844	56.592 (2)	76.84	0.423	16:04:32.814

P8 70 GPF Andrew BURSCOUGH			Yamaha YPVS 350 - Apollo Tuning			
IDEAL LAP TIME : 56.371		BEST LAP TIME : 56.451	DIFFERENCE : 0.080			
LAP	SECTOR 1	SECTOR 2	LAP TIME	MPH	DIFF	TIME OF DAY
1 -		22.964	1:04.351	67.57	7.900	15:58:53.028
2 -	33.855	22.596	56.451 (1)	77.03		15:59:49.479
3 -	33.775	22.843	56.618 (2)	76.80	0.167	16:00:46.097
4 -	33.994	22.753	56.747	76.63	0.296	16:01:42.844
5 -	34.105	22.651	56.756	76.61	0.305	16:02:39.600
6 -	33.873	23.004	56.877	76.45	0.426	16:03:36.477
7 -	33.818	22.814	56.632 (3)	76.78	0.181	16:04:33.109

P9 2 GP Nick BEDFORD			Yamaha TZ350 - Banx Race Paint			
IDEAL LAP TIME : 56.584		BEST LAP TIME : 56.620	DIFFERENCE : 0.036			
LAP	SECTOR 1	SECTOR 2	LAP TIME	MPH	DIFF	TIME OF DAY
1 -		23.360	1:06.751	65.14	10.131	15:58:55.428
2 -	34.542	22.815	57.357	75.81	0.737	15:59:52.785
3 -	34.342	22.631	56.973 (3)	76.32	0.353	16:00:49.758
4 -	34.148	22.472	56.620 (1)	76.80		16:01:46.378
5 -	34.112	23.375	57.487	75.64	0.867	16:02:43.865
6 -	34.225	22.520	56.745 (2)	76.63	0.125	16:03:40.610
7 -	34.368	22.927	57.295	75.89	0.675	16:04:37.905

P10 27 GPF Richard HAYWARD			Yamaha TZR - Gforce Motorcycles			
IDEAL LAP TIME : 56.782		BEST LAP TIME : 56.894	DIFFERENCE : 0.112			
LAP	SECTOR 1	SECTOR 2	LAP TIME	MPH	DIFF	TIME OF DAY
1 -		23.136	1:05.854	66.03	8.960	15:58:54.531
2 -	34.387	22.818	57.205 (2)	76.01	0.311	15:59:51.736
3 -	33.964	22.930	56.894 (1)	76.43		16:00:48.630
4 -	34.332	22.997	57.329 (3)	75.85	0.435	16:01:45.959
5 -	34.291	23.463	57.754	75.29	0.860	16:02:43.713
6 -	34.426	23.210	57.636	75.44	0.742	16:03:41.349
7 -	34.247	23.653	57.900	75.10	1.006	16:04:39.249

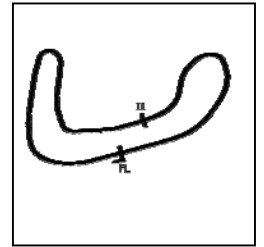
Weather / Track : Cloudy / Dry

Brands Hatch Indy
Circuit Length = 1.2079 miles
Start: 15:57 Flag 16:05 End: 16:09

BMCRC - MRO Championships 2019 - Rnd 9 @ Brands Hatch Indy

BMZRC 250MZs & Blue Haze 2-Stroke GP

RACE 16 - SECTOR ANALYSIS



SECTOR 1 = FL to I1, SECTOR 2 = I1 to FL, DIFF = Difference To Personal Best Lap, P = Crossed Finish Line in Pit Lane, D = Time Disallowed

P11 60 GPF Daniel GOUGH		Yamaha TZR 250 - G Force Motorcycles				
IDEAL LAP TIME : 57.193		BEST LAP TIME : 57.451		DIFFERENCE : 0.258		
LAP	SECTOR 1	SECTOR 2	LAP TIME	MPH	DIFF	TIME OF DAY
1 -		23.377	1:06.580	65.31	9.129	15:58:55.257
2 -	34.510	22.941	57.451 (1)	75.69		15:59:52.708
3 -	35.277	22.914	58.191	74.72	0.740	16:00:50.899
4 -	35.006	23.198	58.204	74.71	0.753	16:01:49.103
5 -	35.008	22.945	57.953 (3)	75.03	0.502	16:02:47.056
6 -	35.084	23.028	58.112	74.83	0.661	16:03:45.168
7 -	34.778	22.944	57.722 (2)	75.33	0.271	16:04:42.890

P12 71 GPF Richard HICKLING		Aprilia RS 125 - All the Pickles				
IDEAL LAP TIME : 59.164		BEST LAP TIME : 59.164		DIFFERENCE : 0.000		
LAP	SECTOR 1	SECTOR 2	LAP TIME	MPH	DIFF	TIME OF DAY
1 -		24.215	1:08.896	63.11	9.732	15:58:57.573
2 -	35.480	24.204	59.684	72.86	0.520	15:59:57.257
3 -	35.515	24.226	59.741	72.79	0.577	16:00:56.998
4 -	35.366	24.237	59.603 (2)	72.95	0.439	16:01:56.601
5 -	35.616	24.098	59.714	72.82	0.550	16:02:56.315
6 -	35.129	24.035	59.164 (1)	73.50		16:03:55.479
7 -	35.153	24.494	59.647 (3)	72.90	0.483	16:04:55.126

P13 69 Alexander MANN		MZ ETZ 250 - HS RACING				
IDEAL LAP TIME : 58.649		BEST LAP TIME : 58.690		DIFFERENCE : 0.041		
LAP	SECTOR 1	SECTOR 2	LAP TIME	MPH	DIFF	TIME OF DAY
1 -		24.100	1:29.816	48.41	31.126	15:59:18.493
2 -	35.470	23.724	59.194 (2)	73.46	0.504	16:00:17.687
3 -	35.646	23.667	59.313 (3)	73.31	0.623	16:01:17.000
4 -	35.743	23.907	59.650	72.90	0.960	16:02:16.650
5 -	35.703	23.736	59.439	73.16	0.749	16:03:16.089
6 -	35.232	23.458	58.690 (1)	74.09		16:04:14.779
7 -	35.191	24.335	59.526	73.05	0.836	16:05:14.305

P14 85 Andrew WALES		MZ ETZ 250 - Illuminated Design LTD				
IDEAL LAP TIME : 58.635		BEST LAP TIME : 58.982		DIFFERENCE : 0.347		
LAP	SECTOR 1	SECTOR 2	LAP TIME	MPH	DIFF	TIME OF DAY
1 -		24.276	1:29.897	48.37	30.915	15:59:18.574
2 -	35.556	24.000	59.556	73.01	0.574	16:00:18.130
3 -	35.488	23.780	59.268 (3)	73.37	0.286	16:01:17.398
4 -	35.529	24.002	59.531	73.04	0.549	16:02:16.929
5 -	35.297	23.763	59.060 (2)	73.63	0.078	16:03:15.989
6 -	35.500	23.482	58.982 (1)	73.72		16:04:14.971
7 -	35.153	24.663	59.816	72.69	0.834	16:05:14.787

P15 44 Robert DESSOY		MZ ETZ 250 - Eastern Garage Racing				
IDEAL LAP TIME : 58.494		BEST LAP TIME : 58.909		DIFFERENCE : 0.415		
LAP	SECTOR 1	SECTOR 2	LAP TIME	MPH	DIFF	TIME OF DAY
1 -		24.223	1:29.734	48.46	30.825	15:59:18.411
2 -	35.153	23.930	59.083 (2)	73.60	0.174	16:00:17.494
3 -	35.201	24.043	59.244 (3)	73.40	0.335	16:01:16.738
4 -	36.118	23.941	1:00.059	72.40	1.150	16:02:16.797
5 -	35.157	24.174	59.331	73.29	0.422	16:03:16.128
6 -	36.257	23.551	59.808	72.70	0.899	16:04:15.936
7 -	34.943	23.966	58.909 (1)	73.81		16:05:14.845

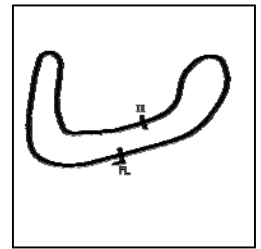
Weather / Track : Cloudy / Dry

Brands Hatch Indy
Circuit Length = 1.2079 miles
Start: 15:57 Flag 16:05 End: 16:09

BMCRC - MRO Championships 2019 - Rnd 9 @ Brands Hatch Indy

BMZRC 250MZs & Blue Haze 2-Stroke GP

RACE 16 - SECTOR ANALYSIS



SECTOR 1 = FL to I1, SECTOR 2 = I1 to FL, DIFF = Difference To Personal Best Lap, P = Crossed Finish Line in Pit Lane, D = Time Disallowed

P16 16 GPF Tom CAUGHLIN			Honda NSR MC21 -			
IDEAL LAP TIME : 1:01.935		BEST LAP TIME : 1:02.081		DIFFERENCE : 0.146		
LAP	SECTOR 1	SECTOR 2	LAP TIME	MPH	DIFF	TIME OF DAY
1 -		25.019	1:11.150	61.11	9.069	15:58:59.827
2 -	37.216	24.877	1:02.093 (2)	70.03	0.012	16:00:01.920
3 -	37.058	25.023	1:02.081 (1)	70.04		16:01:04.001
4 -	37.230	25.015	1:02.245 (3)	69.86	0.164	16:02:06.246
5 -	37.685	25.203	1:02.888	69.14	0.807	16:03:09.134
6 -	37.674	25.164	1:02.838	69.20	0.757	16:04:11.972
7 -	37.813	25.459	1:03.272	68.72	1.191	16:05:15.244

P17 95 Christopher ROGERS			MZ ETZ 250 - CB Racing			
IDEAL LAP TIME : 59.074		BEST LAP TIME : 59.135		DIFFERENCE : 0.061		
LAP	SECTOR 1	SECTOR 2	LAP TIME	MPH	DIFF	TIME OF DAY
1 -		24.164	1:30.428	48.08	31.293	15:59:19.105
2 -	35.527	23.755	59.282 (2)	73.35	0.147	16:00:18.387
3 -	35.461	23.944	59.405 (3)	73.20	0.270	16:01:17.792
4 -	35.431	24.195	59.626	72.93	0.491	16:02:17.418
5 -	35.433	23.702	59.135 (1)	73.53		16:03:16.553
6 -	36.053	23.927	59.980	72.50	0.845	16:04:16.533
7 -	35.372	24.076	59.448	73.14	0.313	16:05:15.981

P18 75 Peter WOODALL			MZ ETZ 250 - Core Projects Ltd			
IDEAL LAP TIME : 58.883		BEST LAP TIME : 59.211		DIFFERENCE : 0.328		
LAP	SECTOR 1	SECTOR 2	LAP TIME	MPH	DIFF	TIME OF DAY
1 -		24.019	1:29.337	48.67	30.126	15:59:18.014
2 -	35.850	23.963	59.813	72.70	0.602	16:00:17.827
3 -	35.525	23.966	59.491	73.09	0.280	16:01:17.318
4 -	35.433	24.015	59.448 (3)	73.14	0.237	16:02:16.766
5 -	35.244	24.075	59.319 (2)	73.30	0.108	16:03:16.085
6 -	36.899	23.944	1:00.843	71.47	1.632	16:04:16.928
7 -	35.572	23.639	59.211 (1)	73.44		16:05:16.139

P19 9 Gary HOWLETT			MZ ETZ 250 - HS Racing			
IDEAL LAP TIME : 1:00.281		BEST LAP TIME : 1:00.477		DIFFERENCE : 0.196		
LAP	SECTOR 1	SECTOR 2	LAP TIME	MPH	DIFF	TIME OF DAY
1 -		24.973	1:32.412	47.05	31.935	15:59:21.089
2 -	37.098	24.473	1:01.571	70.62	1.094	16:00:22.660
3 -	36.954	24.574	1:01.528	70.67	1.051	16:01:24.188
4 -	36.416	24.416	1:00.832 (3)	71.48	0.355	16:02:25.020
5 -	36.029	24.561	1:00.590 (2)	71.77	0.113	16:03:25.610
6 -	36.225	24.252	1:00.477 (1)	71.90		16:04:26.087

P20 56 Russell TURNER			MZ ETZ 250 -			
IDEAL LAP TIME : 1:00.704		BEST LAP TIME : 1:00.887		DIFFERENCE : 0.183		
LAP	SECTOR 1	SECTOR 2	LAP TIME	MPH	DIFF	TIME OF DAY
1 -		24.846	1:32.491	47.01	31.604	15:59:21.168
2 -	36.702	24.699	1:01.401 (2)	70.82	0.514	16:00:22.569
3 -	36.653	24.856	1:01.509 (3)	70.69	0.622	16:01:24.078
4 -	36.221	24.666	1:00.887 (1)	71.42		16:02:24.965
5 -	36.660	25.556	1:02.216	69.89	1.329	16:03:27.181
6 -	36.965	24.831	1:01.796	70.37	0.909	16:04:28.977

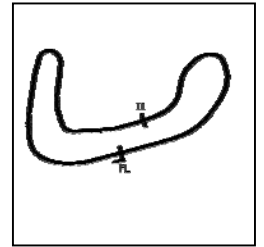
Weather / Track : Cloudy / Dry

Brands Hatch Indy
Circuit Length = 1.2079 miles
Start: 15:57 Flag 16:05 End: 16:09

BMCRC - MRO Championships 2019 - Rnd 9 @ Brands Hatch Indy

BMZRC 250MZs & Blue Haze 2-Stroke GP

RACE 16 - SECTOR ANALYSIS



SECTOR 1 = FL to I1, SECTOR 2 = I1 to FL, DIFF = Difference To Personal Best Lap, P = Crossed Finish Line in Pit Lane, D = Time Disallowed

P21 67 GPF		Mark BAILEY		Yamaha TZR250 - Gforce motorcycles		
IDEAL LAP TIME : 1:04.862		BEST LAP TIME : 1:04.862		DIFFERENCE : 0.000		
LAP	SECTOR 1	SECTOR 2	LAP TIME	MPH	DIFF	TIME OF DAY
1 -		25.922	1:14.011	58.75	9.149	15:59:02.688
2 -	39.247	25.782	1:05.029 (2)	66.87	0.167	16:00:07.717
3 -	39.177	25.685	1:04.862 (1)	67.04		16:01:12.579
4 -	40.720	26.553	1:07.273	64.64	2.411	16:02:19.852
5 -	40.207	26.596	1:06.803	65.09	1.941	16:03:26.655
6 -	39.983	26.036	1:06.019 (3)	65.86	1.157	16:04:32.674

P22 41		Gary WILLIAMS		MZ ETZ 250 -		
IDEAL LAP TIME : 1:02.870		BEST LAP TIME : 1:03.023		DIFFERENCE : 0.153		
LAP	SECTOR 1	SECTOR 2	LAP TIME	MPH	DIFF	TIME OF DAY
1 -		25.767	1:35.386	45.58	32.363	15:59:24.063
2 -	38.179	25.275	1:03.454	68.53	0.431	16:00:27.517
3 -	37.856	25.303	1:03.159 (3)	68.85	0.136	16:01:30.676
4 -	37.852	25.351	1:03.203	68.80	0.180	16:02:33.879
5 -	37.773	25.250	1:03.023 (1)	69.00		16:03:36.902
6 -	37.661	25.386	1:03.047 (2)	68.97	0.024	16:04:39.949

P23 38		Chris PETTET		MZ ETZ 250 -		
IDEAL LAP TIME : 1:02.904		BEST LAP TIME : 1:02.991		DIFFERENCE : 0.087		
LAP	SECTOR 1	SECTOR 2	LAP TIME	MPH	DIFF	TIME OF DAY
1 -		25.596	1:34.899	45.82	31.908	15:59:23.576
2 -	38.293	25.378	1:03.671	68.29	0.680	16:00:27.247
3 -	38.603	25.470	1:04.073	67.86	1.082	16:01:31.320
4 -	38.082	25.129	1:03.211 (3)	68.79	0.220	16:02:34.531
5 -	38.021	25.024	1:03.045 (2)	68.97	0.054	16:03:37.576
6 -	37.880	25.111	1:02.991 (1)	69.03		16:04:40.567

P24 77		Christopher KILGAR		MZ ETZ 250 - RAF motorsports association		
IDEAL LAP TIME : 1:05.326		BEST LAP TIME : 1:05.400		DIFFERENCE : 0.074		
LAP	SECTOR 1	SECTOR 2	LAP TIME	MPH	DIFF	TIME OF DAY
1 -		26.202	1:37.130	44.77	31.730	15:59:25.807
2 -	39.181	26.364	1:05.545 (2)	66.34	0.145	16:00:31.352
3 -	39.434	26.653	1:06.087 (3)	65.80	0.687	16:01:37.439
4 -	39.604	26.772	1:06.376	65.51	0.976	16:02:43.815
5 -	39.124	26.276	1:05.400 (1)	66.49		16:03:49.215
6 -	39.698	26.694	1:06.392	65.49	0.992	16:04:55.607

P25 93 R		Emmanuel BAUMARD		MZ ETZ 250 - Chilton Motors		
IDEAL LAP TIME : 1:04.024		BEST LAP TIME : 1:04.024		DIFFERENCE : 0.000		
LAP	SECTOR 1	SECTOR 2	LAP TIME	MPH	DIFF	TIME OF DAY
1 -		26.949	1:39.288	43.79	35.264	15:59:27.965
2 -	39.751	26.807	1:06.558	65.33	2.534	16:00:34.523
3 -	39.665	26.261	1:05.926 (3)	65.96	1.902	16:01:40.449
4 -	38.868	25.972	1:04.840 (2)	67.06	0.816	16:02:45.289
5 -	38.226	25.798	1:04.024 (1)	67.92		16:03:49.313
6 -	39.684	26.678	1:06.362	65.52	2.338	16:04:55.675

P26 113		Liam NEWMAN		MZ ETZ 250 - Team newman racing		
IDEAL LAP TIME :		BEST LAP TIME :		DIFFERENCE :		
LAP	SECTOR 1	SECTOR 2	LAP TIME	MPH	DIFF	TIME OF DAY
1 -		24.206	1:29.495	48.59		15:59:18.172

Weather / Track : Cloudy / Dry

Brands Hatch Indy
Circuit Length = 1.2079 miles
Start: 15:57 Flag 16:05 End: 16:09

BMCRC - MRO Championships 2019 - Rnd 9 @ Brands Hatch Indy

BMZRC 250MZs & Blue Haze 2-Stroke GP

RACE 16 - BEST SECTORS

SECTOR 1			SECTOR 2			IDEAL / BEST COMPARISON						
POS	NO	NAME	TIME	NO	NAME	TIME	POS	NO	NAME	IDEAL	BEST	DIFF
									PERFECT LAP	53.941		
1	22	BALLERINI	32.451	3	BARRETT	21.490	1	22	BALLERINI	54.171	54.227	0.056
2	64	ELLIS	32.847	22	BALLERINI	21.720	2	3	BARRETT	54.369	54.369	0.000
3	3	BARRETT	32.879	64	ELLIS	21.892	3	64	ELLIS	54.739	54.878	0.139
4	11	MACHARD	33.060	169	HOGG	22.019	4	169	HOGG	55.127	55.280	0.153
5	169	HOGG	33.108	11	MACHARD	22.279	5	11	MACHARD	55.339	55.615	0.276
6	15	PERKINS	33.356	15	PERKINS	22.392	6	15	PERKINS	55.748	55.979	0.231
7	55	TOLAND	33.570	2	BEDFORD	22.472	7	55	TOLAND	56.168	56.169	0.001
8	70	BURSCOUGH	33.775	70	BURSCOUGH	22.596	8	70	BURSCOUGH	56.371	56.451	0.080
9	27	HAYWARD	33.964	55	TOLAND	22.598	9	2	BEDFORD	56.584	56.620	0.036
10	2	BEDFORD	34.112	27	HAYWARD	22.818	10	27	HAYWARD	56.782	56.894	0.112
11	60	GOUGH	34.279	60	GOUGH	22.914	11	60	GOUGH	57.193	57.451	0.258
12	44	DESSOY	34.943	69	MANN	23.458	12	44	DESSOY	58.494	58.909	0.415
13	71	HICKLING	35.129	85	WALES	23.482	13	85	WALES	58.635	58.982	0.347
14	85	WALES	35.153	44	DESSOY	23.551	14	69	MANN	58.649	58.690	0.041
15	69	MANN	35.191	75	WOODALL	23.639	15	75	WOODALL	58.883	59.211	0.328
16	75	WOODALL	35.244	95	ROGERS	23.702	16	95	ROGERS	59.074	59.135	0.061
17	95	ROGERS	35.372	71	HICKLING	24.035	17	71	HICKLING	59.164	59.164	0.000
18	9	HOWLETT	36.029	113	NEWMAN	24.206	18	9	HOWLETT	1:00.281	1:00.477	0.196
19	56	TURNER	36.221	9	HOWLETT	24.252	19	56	TURNER	1:00.704	1:00.887	0.183
20	16	CAUGHLIN	37.058	56	TURNER	24.483	20	16	CAUGHLIN	1:01.935	1:02.081	0.146
21	41	WILLIAMS	37.620	16	CAUGHLIN	24.877	21	41	WILLIAMS	1:02.870	1:03.023	0.153
22	38	PETTET	37.880	38	PETTET	25.024	22	38	PETTET	1:02.904	1:02.991	0.087
23	93	BAUMARD	38.226	41	WILLIAMS	25.250	23	93	BAUMARD	1:04.024	1:04.024	0.000
24	77	KILGAR	39.124	67	BAILEY	25.685	24	67	BAILEY	1:04.862	1:04.862	0.000
25	67	BAILEY	39.177	93	BAUMARD	25.798	25	77	KILGAR	1:05.326	1:05.400	0.074
26				77	KILGAR	26.202	26	113	NEWMAN			
27												

Weather / Track : Cloudy / Dry

Results can be found at www.tsl-timing.com

Brands Hatch Indy
 Circuit Length = 1.2079 miles
 Start: 15:57 Flag 16:05 End: 16:09

Printed - 16:14 Sunday, 06 October 2019

BMCRC - MRO Championships 2019 - Rnd 9 @ Brands Hatch Indy

BMZRC 250MZs & Blue Haze 2-Stroke GP

RACE 16 - STATISTICS

Competitors Started 27
Planned Start 2019-10-06 @ 15:15:00.000
Actual Start 2019-10-06 @ 15:57:48.676
Finish Time 2019-10-06 @ 16:05:13.839
Track Length 1.2079mi.
Total Laps 173
Total Distance Covered 208.9745mi.

Session Fastest Lap History

NO	CL	NAME	LAP TIME	TIME OF DAY	LAP	VEHICLE
22	GP	Rik BALLERINI	54.227	15:59:45.903	2	Yamaha SPONDON TZ250

Session Leader History

NO	CL	NAME	FROM LAP	LAPS LED	DISTANCE	VEHICLE
15	GPF	Billy PERKINS	1	1	1.20 miles	Yamaha TZR 250
22	GP	Rik BALLERINI	2	7	8.45 miles	Yamaha SPONDON TZ250

Flag History

TYPE	TIME OF DAY
GREEN	15:57:48.676
FINISH	16:05:13.839

Flag Statistics

TYPE	COUNT	TOTAL LAPS	TOTAL TIME
Green	1	8	11:48.830
Red	0	0	0.000
Safety Car	0	0	0.000
FCY	0	0	0.000

Weather / Track : Cloudy / Dry

These results are provisional until the conclusion of any judicial and technical matters.

Brands Hatch Indy
Circuit Length = 1.2079 miles
Start: 15:57 Flag 16:05 End: 16:09

Clerk Of Course :		Timekeeper :
-------------------	--	--------------

BMCRC - MRO Championships 2019 - Rnd 9 @ Brands Hatch Indy

BMZRC 250MZs & Blue Haze 2-Stroke GP

RACE 16 - STATISTICS

CLASS : GP

5 Starters

Fastest Lap History

NO	NAME	LAP TIME	TIME OF DAY	LAP	VEHICLE
22	Rik BALLERINI	54.227	15:59:45.903	2	Yamaha SPONDON TZ250

Leader History

NO	NAME	FROM LAP	LAPS LED	DISTANCE	VEHICLE
169	John HOGG	1	1	1.20 miles	Yamaha TZ250
22	Rik BALLERINI	2	7	8.45 miles	Yamaha SPONDON TZ250

Weather / Track : Cloudy / Dry

These results are provisional until the conclusion of any judicial and technical matters.

Brands Hatch Indy

Circuit Length = 1.2079 miles

Start: 15:57 Flag 16:05 End: 16:09

Clerk Of Course :

Timekeeper :

BMCRC - MRO Championships 2019 - Rnd 9 @ Brands Hatch Indy

BMZRC 250MZs & Blue Haze 2-Stroke GP

RACE 16 - STATISTICS

CLASS : GPF

9 Starters

Fastest Lap History

NO	NAME	LAP TIME	TIME OF DAY	LAP	VEHICLE
15	Billy PERKINS	56.094	15:59:47.023	2	Yamaha TZR 250
11	Gael MACHARD	55.882	15:59:48.810	2	Aprilia RS250
11	Gael MACHARD	55.615	16:03:34.057	6	Aprilia RS250

Leader History

NO	NAME	FROM LAP	LAPS LED	DISTANCE	VEHICLE
15	Billy PERKINS	1	7	8.45 miles	Yamaha TZR 250

Weather / Track : Cloudy / Dry

These results are provisional until the conclusion of any judicial and technical matters.

Brands Hatch Indy

Circuit Length = 1.2079 miles

Start: 15:57 Flag 16:05 End: 16:09

Clerk Of Course :

Timekeeper :

BMCRC - MRO Championships 2019 - Rnd 9 @ Brands Hatch Indy

BMZRC 250MZs & Blue Haze 2-Stroke GP

RACE 16 - STATISTICS

CLASS :

12 Starters

Fastest Lap History

NO	NAME	LAP TIME	TIME OF DAY	LAP	VEHICLE
44	Robert DESSOY	59.083	16:00:17.527	2	MZ ETZ 250
85	Andrew WALES	59.060	16:03:16.021	5	MZ ETZ 250
69	Alexander MANN	58.690	16:04:14.810	6	MZ ETZ 250

Leader History

NO	NAME	FROM LAP	LAPS LED	DISTANCE	VEHICLE
75	Peter WOODALL	1	1	1.20 miles	MZ ETZ 250
44	Robert DESSOY	2	2	2.41 miles	MZ ETZ 250
69	Alexander MANN	4	1	1.20 miles	MZ ETZ 250
85	Andrew WALES	5	1	1.20 miles	MZ ETZ 250
69	Alexander MANN	6	2	2.41 miles	MZ ETZ 250

Weather / Track : Cloudy / Dry

These results are provisional until the conclusion of any judicial and technical matters.

Brands Hatch Indy

Circuit Length = 1.2079 miles

Start: 15:57 Flag 16:05 End: 16:09

Clerk Of Course :

Timekeeper :

BMCRC - MRO Championships 2019 - Rnd 9 @ Brands Hatch Indy

BMZRC 250MZs & Blue Haze 2-Stroke GP

RACE 16 - STATISTICS

CLASS : R

1 Starters

Fastest Lap History

NO	NAME	LAP TIME	TIME OF DAY	LAP	VEHICLE
93	Emmanuel BAUMARD	1:06.558	16:00:34.559	2	MZ ETZ 250
93	Emmanuel BAUMARD	1:05.926	16:01:40.483	3	MZ ETZ 250
93	Emmanuel BAUMARD	1:04.840	16:02:45.323	4	MZ ETZ 250
93	Emmanuel BAUMARD	1:04.024	16:03:49.313	5	MZ ETZ 250

Leader History

NO	NAME	FROM LAP	LAPS LED	DISTANCE	VEHICLE
93	Emmanuel BAUMARD	1	6	7.24 miles	MZ ETZ 250

Weather / Track : Cloudy / Dry

These results are provisional until the conclusion of any judicial and technical matters.

Brands Hatch Indy

Circuit Length = 1.2079 miles

Start: 15:57 Flag 16:05 End: 16:09

Clerk Of Course :

Timekeeper :

BMCRC-MRO Championships 2019



EDI asia FORMULA 400

Brands Hatch Indy Circuit

5th / 6th October 2019



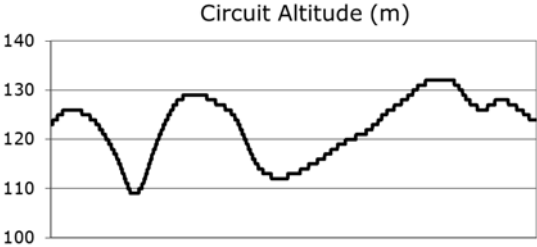
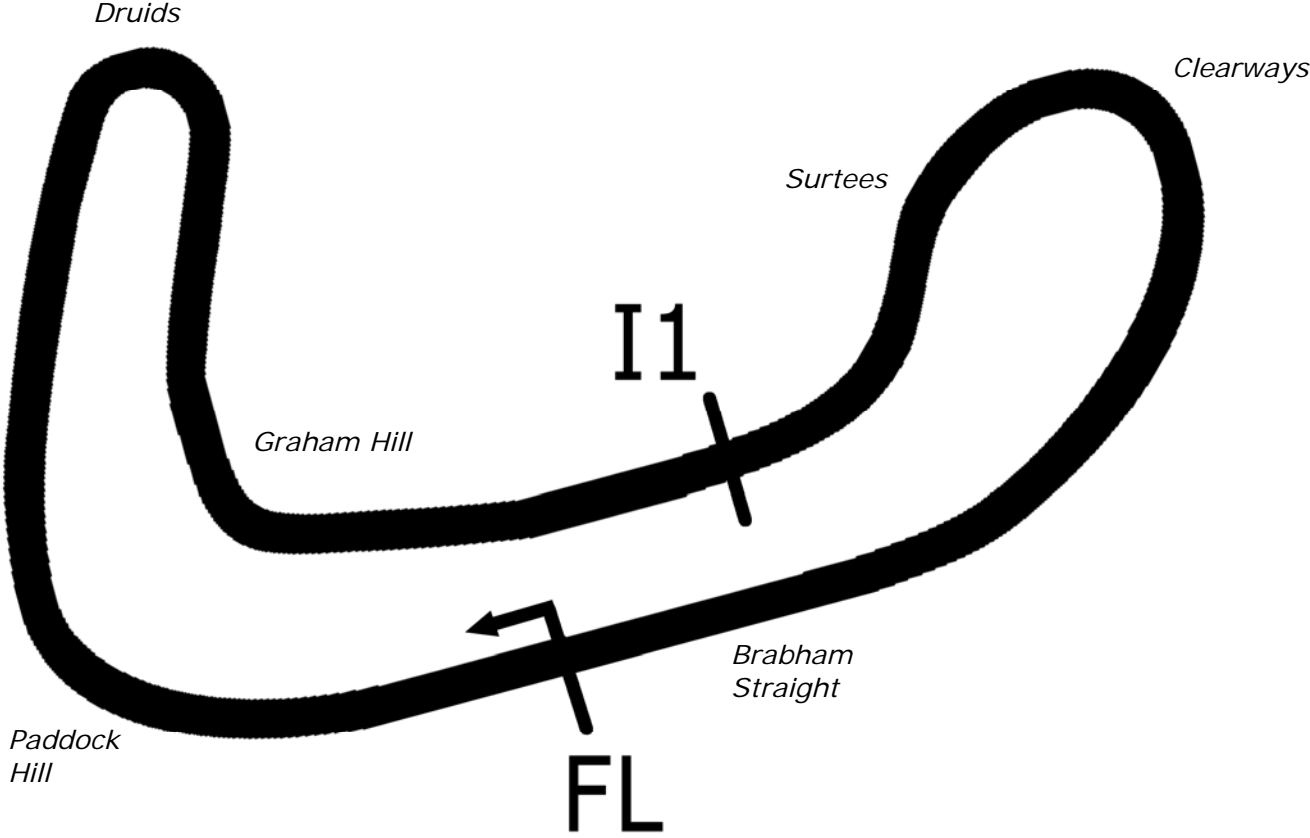
Results Provided by Timing Solutions Ltd
www.tsl-timing.com

Brands Hatch Indy



SPORTS TIMING

TIMING SOLUTIONS LTD



Length	1.2079 miles	1944.0 m	
FL		51.36032 N	0.26032 E
I1	1112m	51.35934 N	0.25955 E
Pit Entry	1669m	51.35911 N	0.25743 E
Pit Exit	26m after FL	51.36027 N	0.26078 E
Pit Entry–Pit Exit 277m, 16.6s @60kph, 12.4s @80kph			

BMCRC - MRO Championships 2019 - Rnd 9 @ Brands Hatch Indy

EDlasia Formula 400 & Rookie 400 & Junior Supersport

QUALIFYING - CLASSIFICATION



POS	NO	CL	PIC NAME	ENTRY	TIME	ON	LAPS	GAP	DIFF	MPH
1	14		1 Chris BURRAGE	Kawasaki ZXR 400 - Seton tuning	50.567	14	14			85.99
2	126		2 Glynn DAVIES	Kawasaki ZXR400 -	51.524	7	14	0.957	0.957	84.39
3	86		3 Mathew SCOTT	Kawasaki ZXR - Dynotech Performance	52.829	11	13	2.262	1.305	82.31
4	78		4 Andy GILL	Kawasaki ZXR400 -	53.267	12	13	2.700	0.438	81.63
5	13	S	1 Doug EDMONDSON	Yamaha TZR250 - Stan Stephens Tuning	53.623	9	10	3.056	0.356	81.09
6	85		5 James ROBINSON	Kawasaki ZXR400 - claire palastanga ceramics	54.568	9	13	4.001	0.945	79.69
7	65		6 Andrew MOXON	Aprilia RS 250 - Suzanne Moxon	55.016	6	6	4.449	0.448	79.04
8	47		7 Allan CLARK	Kawasaki ZXR400 - A Clark & Sons Builders	55.018	9	12	4.451	0.002	79.03
9	57		8 Paul FISHER	Kawasaki ZXR400 -	55.657	10	12	5.090	0.639	78.13
10	35	S	2 Sam DIGBY-BAKER	Kawasaki ZXR400 -	56.585	8	10	6.018	0.928	76.85
11	55	S	3 Nick COOPER	Honda RVF400NC35 - Skint Racing - Wemoto.com	56.897	9	12	6.330	0.312	76.42
12	56		9 Kallam SWYER	Kawasaki ZXR400 - Cannadox CBD OIL and lleithyr farm	57.341	13	13	6.774	0.444	75.83
13	68	JSS	1 Lucca ALLEN	- Mark Allen Autosmart	57.964	9	12	7.397	0.623	75.02
14	77	JSS	2 Joe WHITE	Kawasaki NINJA 300 - Just In Graphics / MZ Contracts	59.548	9	9	8.981	1.584	73.02
15	52		10 Gary JARMAN	Kawasaki ZXR 400 -	1:01.454	5	5	10.887	1.906	70.76
16	67	R	1 Robben FALVEY	Kawasaki ZXR400 - Hogg Racing	1:07.710	5	7	17.143	6.256	64.22

Weather / Track : Cloudy / Dry

These results are provisional until the conclusion of any judicial and technical matters.

Brands Hatch Indy

Circuit Length = 1.2079 miles

Start: 10:07 Flag 10:20 End: 10:21

Clerk Of Course :	Steward :	Timekeeper :
-------------------	-----------	--------------

Results can be found at www.tsl-timing.com

Printed - 10:22 Saturday, 05 October 2019



BMCR - MRO Championships 2019 - Rnd 9 @ Brands Hatch Indy

EDlasia Formula 400 & Rookie 400 & Junior Supersport

QUALIFYING - SECTOR ANALYSIS



SECTOR 1 = FL to I1, SECTOR 2 = I1 to FL, DIFF = Difference To Personal Best Lap, P = Crossed Finish Line in Pit Lane, D = Time Disallowed

P1 14		Chris BURRAGE		Kawasaki ZXR 400 - Seton tuning		
IDEAL LAP TIME : 50.567		BEST LAP TIME : 50.567		DIFFERENCE : 0.000		
LAP	SECTOR 1	SECTOR 2	LAP TIME	MPH	DIFF	TIME OF DAY
1 -	OUTLAP	22.462	1:01.428	70.79	10.861	10:10:16.672
2 -	32.715	21.419	54.134	80.33	3.567	10:11:10.806
3 -	31.272	20.759	52.031	83.57	1.464	10:12:02.837
4 -	31.221	20.805	52.026	83.58	1.459	10:12:54.863
5 -	30.938	21.038	51.976	83.66	1.409	10:13:46.839
6 -	31.414	20.605	52.019	83.59	1.452	10:14:38.858
7 -	30.696	20.894	51.590	84.29	1.023	10:15:30.448
8 -	30.546	21.127	51.673	84.15	1.106	10:16:22.121
9 -	31.061	20.797	51.858	83.85	1.291	10:17:13.979
10 -	31.188	20.463	51.651	84.19	1.084	10:18:05.630
11 -	30.384	20.397	50.781 (2)	85.63	0.214	10:18:56.411
12 -	30.258	22.298	52.556	82.74	1.989	10:19:48.967
13 -	30.722	20.458	51.180 (3)	84.96	0.613	10:20:40.147
14 -	30.184	20.383	50.567 (1)	85.99		10:21:30.714

P2 126		Glynn DAVIES		Kawasaki ZXR400 -		
IDEAL LAP TIME : 51.260		BEST LAP TIME : 51.524		DIFFERENCE : 0.264		
LAP	SECTOR 1	SECTOR 2	LAP TIME	MPH	DIFF	TIME OF DAY
1 -	32.289	22.313	54.602	79.64	3.078	10:09:37.622
2 -	31.776	21.819	53.595	81.13	2.071	10:10:31.217
3 -	32.513	21.216	53.729	80.93	2.205	10:11:24.946
4 -	32.446	21.035	53.481	81.31	1.957	10:12:18.427
5 -	30.468	21.179	51.647 (3)	84.19	0.123	10:13:10.074
6 -	30.560	21.276	51.836	83.89	0.312	10:14:01.910
7 -	30.732	20.792	51.524 (1)	84.39		10:14:53.434
8 -	31.117	20.927	52.044	83.55	0.520	10:15:45.478
9 -	30.632	21.001	51.633 (2)	84.22	0.109	10:16:37.111
10 -	32.240	21.236	53.476	81.31	1.952	10:17:30.587
11 -	31.640	21.509	53.149	81.81	1.625	10:18:23.736
12 -	31.154	22.053	53.207	81.72	1.683	10:19:16.943
13 -	30.799	22.024	52.823	82.32	1.299	10:20:09.766
14 -	31.010	20.985	51.995	83.63	0.471	10:21:01.761

P3 86		Mathew SCOTT		Kawasaki ZXR - Dynotech Performance		
IDEAL LAP TIME : 52.829		BEST LAP TIME : 52.829		DIFFERENCE : 0.000		
LAP	SECTOR 1	SECTOR 2	LAP TIME	MPH	DIFF	TIME OF DAY
1 -	OUTLAP	23.025	1:03.334	68.66	10.505	10:10:21.676
2 -	34.992	22.330	57.322	75.86	4.493	10:11:18.998
3 -	33.451	22.028	55.479	78.38	2.650	10:12:14.477
4 -	32.099	21.517	53.616 (3)	81.10	0.787	10:13:08.093
5 -	32.500	21.821	54.321	80.05	1.492	10:14:02.414
6 -	33.073	22.034	55.107	78.91	2.278	10:14:57.521
7 -	32.505	23.005	55.510	78.33	2.681	10:15:53.031
8 -	32.896	22.095	54.991	79.07	2.162	10:16:48.022
9 -	31.974	21.358	53.332 (2)	81.53	0.503	10:17:41.354
10 -	32.962	21.777	54.739	79.44	1.910	10:18:36.093
11 -	31.552	21.277	52.829 (1)	82.31		10:19:28.922
12 -	32.088	22.782	54.870	79.25	2.041	10:20:23.792
13 -	32.757	22.268	55.025	79.02	2.196	10:21:18.817

Weather / Track : Cloudy / Dry

Brands Hatch Indy
Circuit Length = 1.2079 miles
Start: 10:07 Flag 10:20 End: 10:21

Results can be found at www.tsl-timing.com

Page 1 of 5

Printed - 10:40 Saturday, 05 October 2019



BMCR - MRO Championships 2019 - Rnd 9 @ Brands Hatch Indy

EDlasia Formula 400 & Rookie 400 & Junior Supersport

QUALIFYING - SECTOR ANALYSIS



SECTOR 1 = FL to I1, SECTOR 2 = I1 to FL, DIFF = Difference To Personal Best Lap, P = Crossed Finish Line in Pit Lane, D = Time Disallowed

P4 78		Andy GILL		Kawasaki ZXR400 -		
IDEAL LAP TIME : 52.936		BEST LAP TIME : 53.267		DIFFERENCE : 0.331		
LAP	SECTOR 1	SECTOR 2	LAP TIME	MPH	DIFF	TIME OF DAY
1 -	OUTLAP	22.879	1:00.984	71.30	7.717	10:10:17.468
2 -	32.504	21.830	54.334	80.03	1.067	10:11:11.802
3 -	32.263	21.254	53.517	81.25	0.250	10:12:05.319
4 -	32.062	21.595	53.657	81.04	0.390	10:12:58.976
5 -	31.936	21.369	53.305 (2)	81.57	0.038	10:13:52.281
6 -	32.234	21.443	53.677	81.01	0.410	10:14:45.958
7 -	32.279	21.206	53.485 (3)	81.30	0.218	10:15:39.443
8 -	32.389	21.653	54.042	80.46	0.775	10:16:33.485
9 -	31.829	21.828	53.657	81.04	0.390	10:17:27.142
10 -	32.086	21.435	53.521	81.25	0.254	10:18:20.663
11 -	32.432	21.412	53.844	80.76	0.577	10:19:14.507
12 -	31.730	21.537	53.267 (1)	81.63		10:20:07.774
13 -	32.249	21.309	53.558	81.19	0.291	10:21:01.332

P5 13 S		Doug EDMONDSON		Yamaha TZR250 - Stan Stephens Tuning		
IDEAL LAP TIME : 53.594		BEST LAP TIME : 53.623		DIFFERENCE : 0.029		
LAP	SECTOR 1	SECTOR 2	LAP TIME	MPH	DIFF	TIME OF DAY
1 -	OUTLAP	23.938	1:02.284	69.81	8.661	10:12:37.378
2 -	34.370	23.329	57.699	75.36	4.076	10:13:35.077
3 -	33.524	22.838	56.362	77.15	2.739	10:14:31.439
4 -	33.281	22.085	55.366	78.54	1.743	10:15:26.805
5 -	32.770	22.036	54.806	79.34	1.183	10:16:21.611
6 -	33.349	21.774	55.123	78.88	1.500	10:17:16.734
7 -	31.960	22.714	54.674 (3)	79.53	1.051	10:18:11.408
8 -	32.841	21.732	54.573 (2)	79.68	0.950	10:19:05.981
9 -	31.989	21.634	53.623 (1)	81.09		10:19:59.604
10 -	32.425	22.521	54.946	79.14	1.323	10:20:54.550

P6 85		James ROBINSON		Kawasaki ZXR400 - claire palastanga ceramics		
IDEAL LAP TIME : 54.416		BEST LAP TIME : 54.568		DIFFERENCE : 0.152		
LAP	SECTOR 1	SECTOR 2	LAP TIME	MPH	DIFF	TIME OF DAY
1 -	OUTLAP	23.374	1:04.210	67.72	9.642	10:10:18.878
2 -	34.355	22.882	57.237	75.97	2.669	10:11:16.115
3 -	33.346	22.200	55.546	78.28	0.978	10:12:11.661
4 -	32.524	22.379	54.903	79.20	0.335	10:13:06.564
5 -	32.921	22.751	55.672	78.11	1.104	10:14:02.236
6 -	33.103	22.071	55.174	78.81	0.606	10:14:57.410
7 -	32.527	22.962	55.489	78.36	0.921	10:15:52.899
8 -	32.886	22.253	55.139	78.86	0.571	10:16:48.038
9 -	32.676	21.892	54.568 (1)	79.69		10:17:42.606
10 -	32.814	22.314	55.128	78.88	0.560	10:18:37.734
11 -	32.555	22.227	54.782 (2)	79.38	0.214	10:19:32.516
12 -	32.664	22.171	54.835 (3)	79.30	0.267	10:20:27.351
13 -	32.732	22.600	55.332	78.59	0.764	10:21:22.683

Weather / Track : Cloudy / Dry

Results can be found at www.tsl-timing.com



Page 2 of 5



Brands Hatch Indy
Circuit Length = 1.2079 miles
Start: 10:07 Flag 10:20 End: 10:21

Printed - 10:40 Saturday, 05 October 2019



BMCRC - MRO Championships 2019 - Rnd 9 @ Brands Hatch Indy

EDlasia Formula 400 & Rookie 400 & Junior Supersport

QUALIFYING - SECTOR ANALYSIS



SECTOR 1 = FL to I1, SECTOR 2 = I1 to FL, DIFF = Difference To Personal Best Lap, P = Crossed Finish Line in Pit Lane, D = Time Disallowed

P7 65 Andrew MOXON		Aprilia RS 250 - Suzanne Moxon					
IDEAL LAP TIME : 55.016		BEST LAP TIME : 55.016		DIFFERENCE : 0.000			
LAP	SECTOR 1	SECTOR 2	LAP TIME	MPH	DIFF	TIME OF DAY	
1 -	36.244	23.280	59.524	73.05	4.508	10:09:25.353	
2 -	34.270	22.217	56.487	76.98	1.471	10:10:21.840	
3 -	34.633	22.378	57.011	76.27	1.995	10:11:18.851	
4 -	33.795	22.477	56.272 (3)	77.27	1.256	10:12:15.123	
5 -	33.291	22.221	55.512 (2)	78.33	0.496	10:13:10.635	
6 -	33.008	22.008	55.016 (1)	79.04		10:14:05.651	

P8 47 Allan CLARK		Kawasaki ZXR400 - A Clark & Sons Builders					
IDEAL LAP TIME : 55.018		BEST LAP TIME : 55.018		DIFFERENCE : 0.000			
LAP	SECTOR 1	SECTOR 2	LAP TIME	MPH	DIFF	TIME OF DAY	
1 -	OUTLAP	23.818	1:03.609	68.36	8.591	10:10:34.776	
2 -	35.765	23.235	59.000	73.70	3.982	10:11:33.776	
3 -	34.608	22.610	57.218	76.00	2.200	10:12:30.994	
4 -	35.274	22.837	58.111	74.83	3.093	10:13:29.105	
5 -	35.427	22.414	57.841	75.18	2.823	10:14:26.946	
6 -	35.515	22.512	58.027	74.94	3.009	10:15:24.973	
7 -	33.739	22.621	56.360	77.15	1.342	10:16:21.333	
8 -	34.153	22.291	56.444	77.04	1.426	10:17:17.777	
9 -	32.870	22.148	55.018 (1)	79.03		10:18:12.795	
10 -	34.108	22.411	56.519	76.94	1.501	10:19:09.314	
11 -	33.581	22.491	56.072 (3)	77.55	1.054	10:20:05.386	
12 -	33.379	22.374	55.753 (2)	77.99	0.735	10:21:01.139	

P9 57 Paul FISHER		Kawasaki ZXR400 -					
IDEAL LAP TIME : 55.637		BEST LAP TIME : 55.657		DIFFERENCE : 0.020			
LAP	SECTOR 1	SECTOR 2	LAP TIME	MPH	DIFF	TIME OF DAY	
1 -	OUTLAP	23.412	1:04.681	67.23	9.024	10:10:28.754	
2 -	35.383	22.716	58.099	74.84	2.442	10:11:26.853	
3 -	34.848	22.455	57.303	75.88	1.646	10:12:24.156	
4 -	34.884	22.372	57.256	75.95	1.599	10:13:21.412	
5 -	34.086	22.467	56.553	76.89	0.896	10:14:17.965	
6 -	33.950	22.308	56.258	77.29	0.601	10:15:14.223	
7 -	33.711	22.338	56.049 (3)	77.58	0.392	10:16:10.272	
8 -	34.028	22.232	56.260	77.29	0.603	10:17:06.532	
9 -	34.214	22.263	56.477	76.99	0.820	10:18:03.009	
10 -	33.731	21.926	55.657 (1)	78.13		10:18:58.666	
11 -	33.911	22.322	56.233	77.33	0.576	10:19:54.899	
12 -	33.811	22.185	55.996 (2)	77.65	0.339	10:20:50.895	

Weather / Track : Cloudy / Dry

Results can be found at www.tsl-timing.com

Page 3 of 5

Brands Hatch Indy
Circuit Length = 1.2079 miles
Start: 10:07 Flag 10:20 End: 10:21

Printed - 10:40 Saturday, 05 October 2019



BMCR - MRO Championships 2019 - Rnd 9 @ Brands Hatch Indy

EDlasia Formula 400 & Rookie 400 & Junior Supersport

QUALIFYING - SECTOR ANALYSIS



SECTOR 1 = FL to I1, SECTOR 2 = I1 to FL, DIFF = Difference To Personal Best Lap, P = Crossed Finish Line in Pit Lane, D = Time Disallowed

P10 35 S		Sam DIGBY-BAKER		Kawasaki ZXR400 -		
IDEAL LAP TIME : 56.585		BEST LAP TIME : 56.585		DIFFERENCE : 0.000		
LAP	SECTOR 1	SECTOR 2	LAP TIME	MPH	DIFF	TIME OF DAY
1 -	OUTLAP	23.600	1:03.798	68.16	7.213	10:10:30.565
2 -	34.689	23.233	57.922	75.07	1.337	10:11:28.487
3 -	35.370	24.043	59.413	73.19	2.828	10:12:27.900
4 -	36.690	23.625	1:00.315	72.09	3.730	10:13:28.215
5 -	34.419	23.695	58.114	74.82	1.529	10:14:26.329
6 -	34.796	22.719	57.515	75.60	0.930	10:15:23.844
7 -	34.166	23.125	57.291 (3)	75.90	0.706	10:16:21.135
8 -	34.024	22.561	56.585 (1)	76.85		10:17:17.720
9 -	34.302	22.601	56.903 (2)	76.42	0.318	10:18:14.623
10 -	34.597	22.696	57.293	75.90	0.708	10:19:11.916

P11 55 S		Nick COOPER		Honda RVF400NC35 - Skint Racing - Wemoto.com		
IDEAL LAP TIME : 56.897		BEST LAP TIME : 56.897		DIFFERENCE : 0.000		
LAP	SECTOR 1	SECTOR 2	LAP TIME	MPH	DIFF	TIME OF DAY
1 -	OUTLAP	24.733	1:06.148	65.74	9.251	10:10:34.159
2 -	36.139	23.249	59.388	73.22	2.491	10:11:33.547
3 -	34.951	23.414	58.365	74.50	1.468	10:12:31.912
4 -	35.729	23.229	58.958	73.75	2.061	10:13:30.870
5 -	36.389	23.691	1:00.080	72.38	3.183	10:14:30.950
6 -	35.831	24.425	1:00.256	72.16	3.359	10:15:31.206
7 -	35.360	23.082	58.442	74.40	1.545	10:16:29.648
8 -	34.332	23.483	57.815	75.21	0.918	10:17:27.463
9 -	34.106	22.791	56.897 (1)	76.42		10:18:24.360
10 -	34.439	23.271	57.710 (3)	75.35	0.813	10:19:22.070
11 -	35.421	23.009	58.430	74.42	1.533	10:20:20.500
12 -	34.685	22.838	57.523 (2)	75.59	0.626	10:21:18.023

P12 56		Kallam SWYER		Kawasaki ZXR400 - Cannadox CBD OIL and lleithyr farms		
IDEAL LAP TIME : 57.341		BEST LAP TIME : 57.341		DIFFERENCE : 0.000		
LAP	SECTOR 1	SECTOR 2	LAP TIME	MPH	DIFF	TIME OF DAY
1 -	36.993	23.590	1:00.583	71.77	3.242	10:09:33.742
2 -	35.982	24.249	1:00.231	72.19	2.890	10:10:33.973
3 -	34.906	23.021	57.927 (3)	75.07	0.586	10:11:31.900
4 -	35.149	23.021	58.170	74.75	0.829	10:12:30.070
5 -	37.155	23.175	1:00.330	72.08	2.989	10:13:30.400
6 -	35.997	23.423	59.420	73.18	2.079	10:14:29.820
7 -	35.314	23.514	58.828	73.92	1.487	10:15:28.648
8 -	34.791	22.907	57.698 (2)	75.36	0.357	10:16:26.346
9 -	35.784	22.929	58.713	74.06	1.372	10:17:25.059
10 -	35.163	22.988	58.151	74.78	0.810	10:18:23.210
11 -	35.131	23.237	58.368	74.50	1.027	10:19:21.578
12 -	34.795	23.225	58.020	74.95	0.679	10:20:19.598
13 -	34.526	22.815	57.341 (1)	75.83		10:21:16.939

Weather / Track : Cloudy / Dry

Results can be found at www.tsl-timing.com



Page 4 of 5



Brands Hatch Indy
Circuit Length = 1.2079 miles
Start: 10:07 Flag 10:20 End: 10:21

Printed - 10:40 Saturday, 05 October 2019



BMCRC - MRO Championships 2019 - Rnd 9 @ Brands Hatch Indy

EDlasia Formula 400 & Rookie 400 & Junior Supersport

QUALIFYING - SECTOR ANALYSIS



SECTOR 1 = FL to I1, SECTOR 2 = I1 to FL, DIFF = Difference To Personal Best Lap, P = Crossed Finish Line in Pit Lane, D = Time Disallowed

P13 68 JSS		Lucca ALLEN		- Mark Allen Autosmart		
IDEAL LAP TIME : 57.468		BEST LAP TIME : 57.964		DIFFERENCE : 0.496		
LAP	SECTOR 1	SECTOR 2	LAP TIME	MPH	DIFF	TIME OF DAY
1 -	OUTLAP	23.322	1:03.967	67.98	6.003	10:10:36.551
2 -	35.740	23.210	58.950	73.76	0.986	10:11:35.501
3 -	34.758	23.280	58.038 (2)	74.92	0.074	10:12:33.539
4 -	34.954	23.369	58.323	74.56	0.359	10:13:31.862
5 -	35.942	24.013	59.955	72.53	1.991	10:14:31.817
6 -	35.517	23.810	59.327	73.29	1.363	10:15:31.144
7 -	35.574	23.641	59.215	73.43	1.251	10:16:30.359
8 -	35.147	24.485	59.632	72.92	1.668	10:17:29.991
9 -	34.801	23.163	57.964 (1)	75.02		10:18:27.955
10 -	34.305	23.937	58.242 (3)	74.66	0.278	10:19:26.197
11 -	34.658	23.850	58.508	74.32	0.544	10:20:24.705
12 -	35.020	23.766	58.786	73.97	0.822	10:21:23.491

P14 77 JSS		Joe WHITE		Kawasaki NINJA 300 - Just In Graphics / MZ Contracts		
IDEAL LAP TIME : 59.529		BEST LAP TIME : 59.548		DIFFERENCE : 0.019		
LAP	SECTOR 1	SECTOR 2	LAP TIME	MPH	DIFF	TIME OF DAY
1 -	39.130	24.838	1:03.968	67.98	4.420	10:09:40.918
2 -	36.522	25.071	1:01.593	70.60	2.045	10:10:42.511
3 -	37.653	IN PIT	1:16.656 P	56.72	17.108	10:11:59.167
4 -	OUTLAP	23.714	1:01.621	70.57	2.073	10:13:00.788
5 -	36.466	23.884	1:00.350	72.05	0.802	10:14:01.138
6 -	36.378	23.948	1:00.326 (3)	72.08	0.778	10:15:01.464
7 -	36.308	24.002	1:00.310 (2)	72.10	0.762	10:16:01.774
8 -	36.129	24.382	1:00.511	71.86	0.963	10:17:02.285
9 -	35.815	23.733	59.548 (1)	73.02		10:18:01.833

P15 52		Gary JARMAN		Kawasaki ZXR 400 -		
IDEAL LAP TIME : 1:01.219		BEST LAP TIME : 1:01.454		DIFFERENCE : 0.235		
LAP	SECTOR 1	SECTOR 2	LAP TIME	MPH	DIFF	TIME OF DAY
1 -	42.666	26.172	1:08.838	63.17	7.384	10:09:51.552
2 -	39.425	24.906	1:04.331	67.59	2.877	10:10:55.883
3 -	37.120	24.393	1:01.513 (2)	70.69	0.059	10:11:57.396
4 -	37.740	24.179	1:01.919 (3)	70.23	0.465	10:12:59.315
5 -	37.233	24.221	1:01.454 (1)	70.76		10:14:00.769

P16 67 R		Robben FALVEY		Kawasaki ZXR400 - Hogg Racing		
IDEAL LAP TIME : 1:07.645		BEST LAP TIME : 1:07.710		DIFFERENCE : 0.065		
LAP	SECTOR 1	SECTOR 2	LAP TIME	MPH	DIFF	TIME OF DAY
1 -	OUTLAP	28.392	1:21.282	53.50	13.572	10:11:18.731
2 -	43.391	27.100	1:10.491	61.69	2.781	10:12:29.222
3 -	41.741	27.161	1:08.902	63.11	1.192	10:13:38.124
4 -	41.549	26.748	1:08.297 (3)	63.67	0.587	10:14:46.421
5 -	41.170	26.540	1:07.710 (1)	64.22		10:15:54.131
6 -	42.532	27.856	1:10.388	61.78	2.678	10:17:04.519
7 -	41.105	26.637	1:07.742 (2)	64.19	0.032	10:18:12.261

Weather / Track : Cloudy / Dry

Results can be found at www.tsl-timing.com

Page 5 of 5

Brands Hatch Indy
Circuit Length = 1.2079 miles
Start: 10:07 Flag 10:20 End: 10:21

Printed - 10:40 Saturday, 05 October 2019



BMCR - MRO Championships 2019 - Rnd 9 @ Brands Hatch Indy

EDlasia Formula 400 & Rookie 400 & Junior Supersport

QUALIFYING - BEST SECTORS



SECTOR 1			SECTOR 2			IDEAL / BEST COMPARISON						
POS	NO	NAME	TIME	NO	NAME	TIME	POS	NO	NAME	IDEAL	BEST	DIFF
									PERFECT LAP	50.567		
1	14	BURRAGE	30.184	14	BURRAGE	20.383	1	14		50.567	50.567	0.000
2	126	DAVIES	30.468	126	DAVIES	20.792	2	126		51.260	51.524	0.264
3	86	SCOTT	31.552	78	GILL	21.206	3	86		52.829	52.829	0.000
4	78	GILL	31.730	86	SCOTT	21.277	4	78		52.936	53.267	0.331
5	13	EDMONDSON	31.960	13	EDMONDSON	21.634	5	13		53.594	53.623	0.029
6	85	ROBINSON	32.524	85	ROBINSON	21.892	6	85		54.416	54.568	0.152
7	47	CLARK	32.870	57	FISHER	21.926	7	65		55.016	55.016	0.000
8	65	MOXON	33.008	65	MOXON	22.008	8	47		55.018	55.018	0.000
9	57	FISHER	33.711	47	CLARK	22.148	9	57		55.637	55.657	0.020
10	35	DIGBY-BAKER	34.024	35	DIGBY-BAKER	22.561	10	35		56.585	56.585	0.000
11	55	COOPER	34.106	55	COOPER	22.791	11	55		56.897	56.897	0.000
12	68	ALLEN	34.305	56	SWYER	22.815	12	56		57.341	57.341	0.000
13	56	SWYER	34.526	68	ALLEN	23.163	13	68		57.468	57.964	0.496
14	77	WHITE	35.815	77	WHITE	23.714	14	77		59.529	59.548	0.019
15	52	JARMAN	37.040	52	JARMAN	24.179	15	52		1:01.219	1:01.454	0.235
16	67	FALVEY	41.105	67	FALVEY	26.540	16	67		1:07.645	1:07.710	0.065

Weather / Track : Cloudy / Dry

Results can be found at www.tsl-timing.com



Brands Hatch Indy
Circuit Length = 1.2079 miles
Start: 10:07 Flag 10:20 End: 10:21

Printed - 10:40 Saturday, 05 October 2019



BMCRC - MRO Championships 2019 - Rnd 9 @ Brands Hatch Indy

EDlasia Formula 400 & Rookie 400 & Junior Supersport

QUALIFYING - STATISTICS



Competitors Started 41
Planned Start 2019-10-05 @ 10:00:00.000
Actual Start 2019-10-05 @ 10:07:50.670
Finish Time 2019-10-05 @ 10:20:47.018
Track Length 1.2079mi.
Total Laps 467
Total Distance Covered 564.1105mi.

Session Fastest Lap History

NO	CL	NAME	LAP TIME	TIME OF DAY	LAP	VEHICLE
81		Scott GRANT	56.869	10:09:20.749	1	Yamaha TZR250
126		Glynn DAVIES	54.602	10:09:37.628	1	Kawasaki ZXR400
126		Glynn DAVIES	53.595	10:10:31.222	2	Kawasaki ZXR400
14		Chris BURRAGE	52.031	10:12:02.841	3	Kawasaki ZXR 400
14		Chris BURRAGE	52.026	10:12:54.869	4	Kawasaki ZXR 400
126		Glynn DAVIES	51.647	10:13:10.079	5	Kawasaki ZXR400
126		Glynn DAVIES	51.524	10:14:53.439	7	Kawasaki ZXR400
14		Chris BURRAGE	50.781	10:18:56.419	11	Kawasaki ZXR 400
14		Chris BURRAGE	50.567	10:21:30.721	14	Kawasaki ZXR 400

Flag History

TYPE	TIME OF DAY
GREEN	10:07:50.670
FINISH	10:20:47.018

Flag Statistics

TYPE	COUNT	TOTAL LAPS	TOTAL TIME
Green	1	14	13:48.708
Red	0	0	0.000
Safety Car	0	0	0.000
FCY	0	0	0.000

Weather / Track : Cloudy / Dry

These results are provisional until the conclusion of any judicial and technical matters.

Brands Hatch Indy

Circuit Length = 1.2079 miles

Start: 10:07 Flag 10:20 End: 10:21

Clerk Of Course :

Timekeeper :

Results can be found at www.tsl-timing.com

Page 1 of 8

Printed - 10:41 Saturday, 05 October 2019



BMCRC - MRO Championships 2019 - Rnd 9 @ Brands Hatch Indy

EDlasia Formula 400 & Rookie 400 & Junior Supersport

QUALIFYING - STATISTICS



CLASS :

10 Starters

Fastest Lap History

NO	NAME	LAP TIME	TIME OF DAY	LAP	VEHICLE
65	Andrew MOXON	59.524	10:09:25.383	1	Aprilia RS 250
126	Glynn DAVIES	54.602	10:09:37.628	1	Kawasaki ZXR400
126	Glynn DAVIES	53.595	10:10:31.222	2	Kawasaki ZXR400
14	Chris BURRAGE	52.031	10:12:02.841	3	Kawasaki ZXR 400
14	Chris BURRAGE	52.026	10:12:54.869	4	Kawasaki ZXR 400
126	Glynn DAVIES	51.647	10:13:10.079	5	Kawasaki ZXR400
126	Glynn DAVIES	51.524	10:14:53.439	7	Kawasaki ZXR400
14	Chris BURRAGE	50.781	10:18:56.419	11	Kawasaki ZXR 400
14	Chris BURRAGE	50.567	10:21:30.721	14	Kawasaki ZXR 400

Weather / Track : Cloudy / Dry

These results are provisional until the conclusion of any judicial and technical matters.

Brands Hatch Indy

Circuit Length = 1.2079 miles

Start: 10:07 Flag 10:20 End: 10:21

Clerk Of Course :

Timekeeper :

Results can be found at www.tsl-timing.com

Page 2 of 8

Printed - 10:41 Saturday, 05 October 2019



BMCRC - MRO Championships 2019 - Rnd 9 @ Brands Hatch Indy

EDlasia Formula 400 & Rookie 400 & Junior Supersport

QUALIFYING - STATISTICS



CLASS : S

3 Starters

Fastest Lap History

NO	NAME	LAP TIME	TIME OF DAY	LAP	VEHICLE
35	Sam DIGBY-BAKER	57.922	10:11:28.516	2	Kawasaki ZXR400
13	Doug EDMONDSON	57.699	10:13:35.089	2	Yamaha TZR250
13	Doug EDMONDSON	56.362	10:14:31.451	3	Yamaha TZR250
13	Doug EDMONDSON	55.366	10:15:26.817	4	Yamaha TZR250
13	Doug EDMONDSON	54.806	10:16:21.623	5	Yamaha TZR250
13	Doug EDMONDSON	54.674	10:18:11.420	7	Yamaha TZR250
13	Doug EDMONDSON	54.573	10:19:05.992	8	Yamaha TZR250
13	Doug EDMONDSON	53.623	10:19:59.615	9	Yamaha TZR250

Weather / Track : Cloudy / Dry

These results are provisional until the conclusion of any judicial and technical matters.

Brands Hatch Indy

Circuit Length = 1.2079 miles

Start: 10:07 Flag 10:20 End: 10:21

Clerk Of Course :	Timekeeper :
-------------------	--------------

Results can be found at www.tsl-timing.com

Page 3 of 8

Printed - 10:41 Saturday, 05 October 2019



BMCRC - MRO Championships 2019 - Rnd 9 @ Brands Hatch Indy

EDlasia Formula 400 & Rookie 400 & Junior Supersport

QUALIFYING - STATISTICS



CLASS : R

1 Starters

Fastest Lap History

NO	NAME	LAP TIME	TIME OF DAY	LAP	VEHICLE
67	Robben FALVEY	1:10.491	10:12:29.249	2	Kawasaki ZXR400
67	Robben FALVEY	1:08.902	10:13:38.150	3	Kawasaki ZXR400
67	Robben FALVEY	1:08.297	10:14:46.446	4	Kawasaki ZXR400
67	Robben FALVEY	1:07.710	10:15:54.156	5	Kawasaki ZXR400

Weather / Track : Cloudy / Dry

These results are provisional until the conclusion of any judicial and technical matters.

Brands Hatch Indy

Circuit Length = 1.2079 miles

Start: 10:07 Flag 10:20 End: 10:21

Clerk Of Course :

Timekeeper :

Results can be found at www.tsl-timing.com

Page 4 of 8

Printed - 10:41 Saturday, 05 October 2019



BMCRC - MRO Championships 2019 - Rnd 9 @ Brands Hatch Indy

EDlasia Formula 400 & Rookie 400 & Junior Supersport

QUALIFYING - STATISTICS



CLASS :

9 Starters

Fastest Lap History

NO	NAME	LAP TIME	TIME OF DAY	LAP	VEHICLE
81	Scott GRANT	56.869	10:09:20.749	1	Yamaha TZR250
24	Scott CARSON	55.765	10:10:43.210	2	Yamaha TZR250
81	Scott GRANT	54.941	10:11:13.129	3	Yamaha TZR250
81	Scott GRANT	54.548	10:13:02.741	5	Yamaha TZR250
24	Scott CARSON	54.074	10:16:22.576	8	Yamaha TZR250
81	Scott GRANT	54.042	10:17:57.478	9	Yamaha TZR250
24	Scott CARSON	53.548	10:20:01.584	12	Yamaha TZR250

Weather / Track : Cloudy / Dry

These results are provisional until the conclusion of any judicial and technical matters.

Brands Hatch Indy

Circuit Length = 1.2079 miles

Start: 10:07 Flag 10:20 End: 10:21

Clerk Of Course :

Timekeeper :

Results can be found at www.tsl-timing.com

Page 5 of 8

Printed - 10:41 Saturday, 05 October 2019



BMCRC - MRO Championships 2019 - Rnd 9 @ Brands Hatch Indy

EDlasia Formula 400 & Rookie 400 & Junior Supersport

QUALIFYING - STATISTICS



CLASS : C

7 Starters

Fastest Lap History

NO	NAME	LAP TIME	TIME OF DAY	LAP	VEHICLE
72	Chris THAY	59.249	10:09:25.781	1	Yamaha TZR250
95	Simon CLARK	59.216	10:09:28.841	1	Yamaha TZR250
72	Chris THAY	58.890	10:10:24.670	2	Yamaha TZR250
16	Martyn WHITE	58.681	10:10:37.087	2	Yamaha RD350YPVS
60	Daniel GOUGH	58.348	10:11:04.565	2	Yamaha TZR250
72	Chris THAY	58.207	10:11:22.877	3	Yamaha TZR250
95	Simon CLARK	56.982	10:11:25.113	3	Yamaha TZR250
15	Billy PERKINS	56.871	10:11:40.485	2	Yamaha TZR250
16	Martyn WHITE	56.688	10:12:31.891	4	Yamaha RD350YPVS
95	Simon CLARK	56.171	10:14:18.659	6	Yamaha TZR250
15	Billy PERKINS	55.784	10:16:27.747	7	Yamaha TZR250
95	Simon CLARK	55.645	10:17:07.642	9	Yamaha TZR250
16	Martyn WHITE	55.632	10:17:14.866	9	Yamaha RD350YPVS
15	Billy PERKINS	55.179	10:17:22.927	8	Yamaha TZR250
15	Billy PERKINS	54.407	10:18:17.333	9	Yamaha TZR250

Weather / Track : Cloudy / Dry

These results are provisional until the conclusion of any judicial and technical matters.

Brands Hatch Indy

Circuit Length = 1.2079 miles

Start: 10:07 Flag 10:20 End: 10:21

Clerk Of Course :

Timekeeper :

Results can be found at www.tsl-timing.com

Page 6 of 8

Printed - 10:41 Saturday, 05 October 2019



BMCRC - MRO Championships 2019 - Rnd 9 @ Brands Hatch Indy

EDlasia Formula 400 & Rookie 400 & Junior Supersport

QUALIFYING - STATISTICS



CLASS : R

9 Starters

Fastest Lap History

NO	NAME	LAP TIME	TIME OF DAY	LAP	VEHICLE
100	Paul NIELD	59.926	10:09:27.145	1	Yamaha TZR250
100	Paul NIELD	59.815	10:10:26.962	2	Yamaha TZR250
100	Paul NIELD	58.962	10:11:25.922	3	Yamaha TZR250
80	David BALL	58.620	10:11:28.298	3	Yamaha TZR250
27	Richard HAYWARD	58.400	10:13:45.934	4	Yamaha TZR250
27	Richard HAYWARD	57.760	10:15:42.160	6	Yamaha TZR250

Weather / Track : Cloudy / Dry

These results are provisional until the conclusion of any judicial and technical matters.

Brands Hatch Indy

Circuit Length = 1.2079 miles

Start: 10:07 Flag 10:20 End: 10:21

Clerk Of Course :

Timekeeper :

Results can be found at www.tsl-timing.com

Page 7 of 8

Printed - 10:41 Saturday, 05 October 2019



BMCRC - MRO Championships 2019 - Rnd 9 @ Brands Hatch Indy

EDlasia Formula 400 & Rookie 400 & Junior Supersport

QUALIFYING - STATISTICS



CLASS : JSS

2 Starters

Fastest Lap History

NO	NAME	LAP TIME	TIME OF DAY	LAP	VEHICLE
77	Joe WHITE	1:03.968	10:09:40.944	1	Kawasaki NINJA 300
77	Joe WHITE	1:01.593	10:10:42.537	2	Kawasaki NINJA 300
68	Lucca ALLEN	58.950	10:11:35.513	2	
68	Lucca ALLEN	58.038	10:12:33.551	3	
68	Lucca ALLEN	57.964	10:18:27.967	9	

Weather / Track : Cloudy / Dry

These results are provisional until the conclusion of any judicial and technical matters.

Brands Hatch Indy

Circuit Length = 1.2079 miles

Start: 10:07 Flag 10:20 End: 10:21

Clerk Of Course :	Timekeeper :
-------------------	--------------

Results can be found at www.tsl-timing.com

Page 8 of 8

Printed - 10:41 Saturday, 05 October 2019



BMCRC - MRO Championships 2019 - Rnd 9 @ Brands Hatch Indy

EDlasia Formula 400 & Rookie 400 & Junior Supersport

RACE 5 - GRID (10 Laps)



ROW 7		20	191	James SEATH	19	155	Harrison DESSOY				
ROW 6	18	97	Nicholas TAIG	17	20	Connor SWYER	16	67	Robben FALVEY	1:07.710	
ROW 5		15	52	Gary JARMAN	14	77	Joe WHITE	13	68	Lucca ALLEN	1:01.454 59.548 57.964
ROW 4	12	56	Kallam SWYER	11	55	Nick COOPER	10	35	Sam DIGBY-BAKER	57.341 56.897 56.585	
ROW 3		9	57	Paul FISHER	8	47	Allan CLARK	7	65	Andrew MOXON	55.657 55.018 55.016
ROW 2	6	85	James ROBINSON	5	13	Doug EDMONDSON	4	78	Andy GILL	54.568 53.623 53.267	
ROW 1		3	86	Mathew SCOTT	2	126	Glynn DAVIES	1	14	Chris BURRAGE	52.829 51.524 50.567
										Pole	

Brands Hatch Indy
Circuit Length = 1.2079 miles

These results are provisional until the conclusion of any judicial and technical matters.

Clerk Of Course :	Steward :	Timekeeper :
-------------------	-----------	--------------

Results can be found at www.tsl-timing.com

Printed - 10:24 Saturday, 05 October 2019



BMCRC - MRO Championships 2019 - Rnd 9 @ Brands Hatch Indy

EDlasia Formula 400 & Rookie 400 & Junior Supersport

RACE 5 - CLASSIFICATION



POS	NO	CL	PIC NAME	ENTRY	LAPS	TIME	GAP	DIFF	MPH	BEST	ON
1	14		1 Chris BURRAGE	Kawasaki ZXR 400 - Seton tuning	10	8:29.479			85.35	50.141	5
2	86		2 Mathew SCOTT	Kawasaki ZXR - Dynotech Performance	10	8:49.424	19.945	19.945	82.13	51.939	10
3	78		3 Andy GILL	Kawasaki ZXR400 -	10	8:49.856	20.377	0.432	82.07	52.101	10
4	13	S	1 Doug EDMONDSON	Yamaha TZR250 - Stan Stephens Tuning	10	9:02.699	33.220	12.843	80.12	53.218	4
5	85		4 James ROBINSON	Kawasaki ZXR400 - claire palastanga ceramics	10	9:07.187	37.708	4.488	79.47	53.601	2
6	57		5 Paul FISHER	Kawasaki ZXR400 -	10	9:21.403	51.924	14.216	77.45	54.671	2
7	65		6 Andrew MOXON	Aprilia RS 250 - Suzanne Moxon	10	9:22.336	52.857	0.933	77.33	54.622	10
8	47		7 Allan CLARK	Kawasaki ZXR400 - A Clark & Sons Builders	10	9:23.499	54.020	1.163	77.17	54.532	10
9	35	S	2 Sam DIGBY-BAKER	Kawasaki ZXR400 -	10	9:24.331	54.852	0.832	77.05	54.987	8
10	52		8 Gary JARMAN	Kawasaki ZXR 400 -	9	8:29.565	1 Lap	1 Lap	76.80	55.336	9
11	20		9 Connor SWYER	Kawasaki ZXR 400 - WSC Performance & Owkay clo	9	8:30.110	1 Lap	0.545	76.72	55.326	7
12	56		10 Kallam SWYER	Kawasaki ZXR400 - Cannadox CBD OIL and lleithyr	9	8:37.618	1 Lap	7.508	75.61	55.800	7
13	55	S	3 Nick COOPER	Honda RVF400NC35 - Skint Racing - Wemoto.com	9	8:39.341	1 Lap	1.723	75.35	56.255	9
14	68	JSS	1 Lucca ALLEN	- Mark Allen Autosmart	9	8:42.852	1 Lap	3.511	74.85	57.027	3
15	77	JSS	2 Joe WHITE	Kawasaki NINJA 300 - Just In Graphics / MZ Contra	9	8:55.275	1 Lap	12.423	73.11	58.037	4
16	155	JSS	3 Harrison DESSOY	Ninja 400 - Eastern Garage Racing	9	9:14.242	1 Lap	18.967	70.61	1:00.146	4

NOT CLASSIFIED

DNF	126		Glynn DAVIES	Kawasaki ZXR400 -	0						
DNF	67	R	Robben FALVEY	Kawasaki ZXR400 - Hogg Racing	0						

FASTEST LAP

14			Chris BURRAGE	Kawasaki ZXR 400 - Seton tuning	5	50.141		86.72 mph		139.57 kph
13	S		Doug EDMONDSON	Yamaha TZR250 - Stan Stephens Tuning	4	53.218		81.71 mph		131.50 kph
68	JSS		Lucca ALLEN	- Mark Allen Autosmart	3	57.027		76.25 mph		122.72 kph

Class - 92.5% of Race Speed = 78.94 mph

Class S - 92.5% of Race Speed = 74.11 mph

Class JSS - 92.5% of Race Speed = 69.23 mph

Brands Hatch Indy

Circuit Length = 1.2079 miles

Start: 12:54 Flag 13:03 End: 13:04

Weather / Track : Cloudy / Dry

These results are provisional until the conclusion of any judicial and technical matters.

Clerk Of Course :	Steward :	Timekeeper :
-------------------	-----------	--------------

Results can be found at www.tsl-timing.com

Printed - 13:04 Saturday, 05 October 2019



BMCRC - MRO Championships 2019 - Rnd 9 @ Brands Hatch Indy

EDlasia Formula 400 & Rookie 400 & Junior Supersport

RACE 5 - LAP CHART

LAP 1 @ 12:55:34.333

NO	BEHIND	LAP TIME
14		56.060
78	2.137	58.197
86	2.213	58.273
13	3.154	59.214
85	5.196	1:01.256
57	5.271	1:01.331
47	5.942	1:02.002
65	7.168	1:03.228
52	7.543	1:03.603
55	8.274	1:04.334
35	8.337	1:04.397
56	8.514	1:04.574
20	8.845	1:04.905
68	9.602	1:05.662
77	11.141	1:07.201
155	12.157	1:08.217

LAP 2 @ 12:56:24.956

NO	BEHIND	LAP TIME
14		50.623
86	4.281	52.691
78	4.465	52.951
13	5.955	53.424
85	8.174	53.601
57	9.319	54.671
47	10.670	55.351
65	12.094	55.549
52	12.542	55.622
35	13.215	55.501
20	14.426	56.204
55	14.910	57.259
56	15.363	57.472
68	16.126	57.147
77	19.422	58.904
155	21.891	1:00.357

LAP 3 @ 12:57:15.273

NO	BEHIND	LAP TIME
14		50.317
78	6.486	52.338
86	6.687	52.723
13	8.989	53.351
85	11.733	53.876
57	14.135	55.133
47	16.595	56.242
65	18.233	56.456
52	18.389	56.164
35	18.542	55.644
20	19.780	55.671
55	21.759	57.166
56	21.837	56.791
68	22.836	57.027
77	27.868	58.763
155	31.965	1:00.391

LAP 4 @ 12:58:05.790

NO	BEHIND	LAP TIME
14		50.517
78	8.314	52.345
86	8.471	52.301

13	11.690	53.218
85	15.113	53.897
57	18.976	55.358
47	22.249	56.171
65	22.864	55.148
35	23.473	55.448
52	23.646	55.774
20	25.030	55.767
55	28.114	56.872
56	28.309	56.989
68	29.680	57.361
77	35.388	58.037
155	41.594	1:00.146

LAP 5 @ 12:58:55.931

NO	BEHIND	LAP TIME
14		50.141
78	10.655	52.482
86	10.794	52.464
13	14.852	53.303
85	19.100	54.128
57	23.838	55.003
65	28.281	55.558
47	28.601	56.493
35	28.849	55.517
52	29.242	55.737
20	30.662	55.773
55	34.714	56.741
56	35.048	56.880
68	36.657	57.118
77	43.713	58.466

LAP 6 @ 12:59:46.290

NO	BEHIND	LAP TIME
14		50.359
155	1 Lap	1:00.238
78	12.565	52.269
86	12.600	52.165
13	17.972	53.479
85	22.658	53.917
57	30.429	56.950
47	33.831	55.589
65	34.050	56.128
35	34.240	55.750
52	34.881	55.998
20	35.716	55.413
55	41.219	56.864
56	41.346	56.657
68	43.565	57.267

LAP 7 @ 13:00:36.567

NO	BEHIND	LAP TIME
14		50.277
77	1 Lap	58.290
155	1 Lap	1:00.917
86	14.367	52.044
78	14.642	52.354
13	21.212	53.517
85	26.268	53.887
57	36.484	56.332
47	38.851	55.297
65	39.038	55.265
35	39.712	55.749

52	40.478	55.874
20	40.765	55.326
56	46.869	55.800
55	47.885	56.943

LAP 8 @ 13:01:26.735

NO	BEHIND	LAP TIME
14		50.168
68	1 Lap	57.048
77	1 Lap	58.358
86	16.702	52.503
78	17.054	52.580
155	1 Lap	1:00.922
13	24.794	53.750
85	30.241	54.141
57	42.039	55.723
47	43.886	55.203
65	44.126	55.256
35	44.531	54.987
52	45.767	55.457
20	46.182	55.585

LAP 9 @ 13:02:17.269

NO	BEHIND	LAP TIME
14		50.534
56	1 Lap	56.635
55	1 Lap	56.907
68	1 Lap	57.107
77	1 Lap	58.149
86	18.489	52.321
78	18.759	52.239
13	28.804	54.544
85	33.603	53.896
155	1 Lap	1:01.703
57	46.569	55.064
65	48.718	55.126
47	49.971	56.619
35	50.230	56.233

LAP 10 @ 13:03:07.752

NO	BEHIND	LAP TIME
14		50.483
52	1 Lap	55.336
20	1 Lap	55.466
56	1 Lap	55.820
55	1 Lap	56.255
68	1 Lap	57.115
86	19.945	51.939
78	20.377	52.101
77	1 Lap	59.107
13	33.220	54.899
85	37.708	54.588
155	1 Lap	1:01.351
57	51.924	55.838
65	52.857	54.622
47	54.020	54.532
35	54.852	55.105

Weather / Track : Cloudy / Dry

Results can be found at www.tsl-timing.com

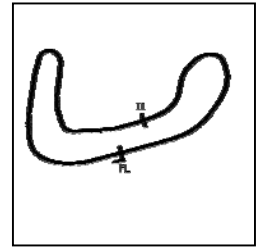
Brands Hatch Indy
Circuit Length = 1.2079 miles
Start: 12:54 Flag 13:03 End: 13:04

Printed - 13:08 Saturday, 05 October 2019

BMCRC - MRO Championships 2019 - Rnd 9 @ Brands Hatch Indy

EDlasia Formula 400 & Rookie 400 & Junior Supersport

RACE 5 - SECTOR ANALYSIS



SECTOR 1 = FL to I1, SECTOR 2 = I1 to FL, DIFF = Difference To Personal Best Lap, P = Crossed Finish Line in Pit Lane, D = Time Disallowed

P1 14		Chris BURRAGE		Kawasaki ZXR 400 - Seton tuning			
IDEAL LAP TIME : 50.084		BEST LAP TIME : 50.141		DIFFERENCE : 0.057			
LAP	SECTOR 1	SECTOR 2	LAP TIME	MPH	DIFF	TIME OF DAY	
1 -		20.484	56.060	77.57	5.919	12:55:34.333	
2 -	30.253	20.370	50.623	85.90	0.482	12:56:24.956	
3 -	30.022	20.295	50.317	86.42	0.176	12:57:15.273	
4 -	30.179	20.338	50.517	86.08	0.376	12:58:05.790	
5 -	29.897	20.244	50.141 (1)	86.72		12:58:55.931	
6 -	30.078	20.281	50.359	86.35	0.218	12:59:46.290	
7 -	30.019	20.258	50.277 (3)	86.49	0.136	13:00:36.567	
8 -	29.981	20.187	50.168 (2)	86.68	0.027	13:01:26.735	
9 -	30.289	20.245	50.534	86.05	0.393	13:02:17.269	
10 -	30.049	20.434	50.483	86.13	0.342	13:03:07.752	

P2 86		Mathew SCOTT		Kawasaki ZXR - Dynotech Performance			
IDEAL LAP TIME : 51.939		BEST LAP TIME : 51.939		DIFFERENCE : 0.000			
LAP	SECTOR 1	SECTOR 2	LAP TIME	MPH	DIFF	TIME OF DAY	
1 -		21.136	58.273	74.62	6.334	12:55:36.546	
2 -	31.502	21.189	52.691	82.53	0.752	12:56:29.237	
3 -	31.584	21.139	52.723	82.48	0.784	12:57:21.960	
4 -	31.257	21.044	52.301	83.14	0.362	12:58:14.261	
5 -	31.386	21.078	52.464	82.88	0.525	12:59:06.725	
6 -	31.165	21.000	52.165 (3)	83.36	0.226	12:59:58.890	
7 -	31.125	20.919	52.044 (2)	83.55	0.105	13:00:50.934	
8 -	31.452	21.051	52.503	82.82	0.564	13:01:43.437	
9 -	31.222	21.099	52.321	83.11	0.382	13:02:35.758	
10 -	31.099	20.840	51.939 (1)	83.72		13:03:27.697	

P3 78		Andy GILL		Kawasaki ZXR400 -			
IDEAL LAP TIME : 51.971		BEST LAP TIME : 52.101		DIFFERENCE : 0.130			
LAP	SECTOR 1	SECTOR 2	LAP TIME	MPH	DIFF	TIME OF DAY	
1 -		21.314	58.197	74.72	6.096	12:55:36.470	
2 -	31.743	21.208	52.951	82.12	0.850	12:56:29.421	
3 -	31.110	21.228	52.338	83.08	0.237	12:57:21.759	
4 -	31.131	21.214	52.345	83.07	0.244	12:58:14.104	
5 -	31.222	21.260	52.482	82.85	0.381	12:59:06.586	
6 -	31.151	21.118	52.269 (3)	83.19	0.168	12:59:58.855	
7 -	31.359	20.995	52.354	83.06	0.253	13:00:51.209	
8 -	31.584	20.996	52.580	82.70	0.479	13:01:43.789	
9 -	31.150	21.089	52.239 (2)	83.24	0.138	13:02:36.028	
10 -	31.240	20.861	52.101 (1)	83.46		13:03:28.129	

P4 13 S		Doug EDMONDSON		Yamaha TZR250 - Stan Stephens Tuning			
IDEAL LAP TIME : 53.128		BEST LAP TIME : 53.218		DIFFERENCE : 0.090			
LAP	SECTOR 1	SECTOR 2	LAP TIME	MPH	DIFF	TIME OF DAY	
1 -		21.428	59.214	73.43	5.996	12:55:37.487	
2 -	31.966	21.458	53.424	81.39	0.206	12:56:30.911	
3 -	31.879	21.472	53.351 (3)	81.50	0.133	12:57:24.262	
4 -	31.700	21.518	53.218 (1)	81.71		12:58:17.480	
5 -	31.822	21.481	53.303 (2)	81.58	0.085	12:59:10.783	
6 -	31.873	21.606	53.479	81.31	0.261	13:00:04.262	
7 -	31.792	21.725	53.517	81.25	0.299	13:00:57.779	
8 -	31.852	21.898	53.750	80.90	0.532	13:01:51.529	
9 -	32.742	21.802	54.544	79.72	1.326	13:02:46.073	
10 -	32.287	22.612	54.899	79.21	1.681	13:03:40.972	

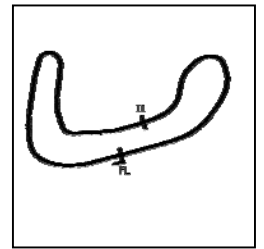
Weather / Track : Cloudy / Dry

Brands Hatch Indy
Circuit Length = 1.2079 miles
Start: 12:54 Flag 13:03 End: 13:04

BMCRC - MRO Championships 2019 - Rnd 9 @ Brands Hatch Indy

EDlasia Formula 400 & Rookie 400 & Junior Supersport

RACE 5 - SECTOR ANALYSIS



SECTOR 1 = FL to I1, SECTOR 2 = I1 to FL, DIFF = Difference To Personal Best Lap, P = Crossed Finish Line in Pit Lane, D = Time Disallowed

P5 85 James ROBINSON		Kawasaki ZXR400 - claire palastanga ceramics				
IDEAL LAP TIME : 53.601		BEST LAP TIME : 53.601		DIFFERENCE : 0.000		
LAP	SECTOR 1	SECTOR 2	LAP TIME	MPH	DIFF	TIME OF DAY
1 -		22.377	1:01.256	70.99	7.655	12:55:39.529
2 -	31.985	21.616	53.601 (1)	81.12		12:56:33.130
3 -	32.044	21.832	53.876 (2)	80.71	0.275	12:57:27.006
4 -	32.039	21.858	53.897	80.68	0.296	12:58:20.903
5 -	32.146	21.982	54.128	80.33	0.527	12:59:15.031
6 -	32.076	21.841	53.917	80.65	0.316	13:00:08.948
7 -	32.000	21.887	53.887 (3)	80.69	0.286	13:01:02.835
8 -	32.258	21.883	54.141	80.31	0.540	13:01:56.976
9 -	32.067	21.829	53.896	80.68	0.295	13:02:50.872
10 -	32.286	22.302	54.588	79.66	0.987	13:03:45.460

P6 57 Paul FISHER		Kawasaki ZXR400 -				
IDEAL LAP TIME : 54.582		BEST LAP TIME : 54.671		DIFFERENCE : 0.089		
LAP	SECTOR 1	SECTOR 2	LAP TIME	MPH	DIFF	TIME OF DAY
1 -		22.494	1:01.331	70.90	6.660	12:55:39.604
2 -	32.952	21.719	54.671 (1)	79.54		12:56:34.275
3 -	32.863	22.270	55.133	78.87	0.462	12:57:29.408
4 -	33.061	22.297	55.358	78.55	0.687	12:58:24.766
5 -	33.010	21.993	55.003 (2)	79.06	0.332	12:59:19.769
6 -	34.278	22.672	56.950	76.35	2.279	13:00:16.719
7 -	33.850	22.482	56.332	77.19	1.661	13:01:13.051
8 -	33.464	22.259	55.723	78.03	1.052	13:02:08.774
9 -	32.929	22.135	55.064 (3)	78.97	0.393	13:03:03.838
10 -	33.456	22.382	55.838	77.87	1.167	13:03:59.676

P7 65 Andrew MOXON		Aprilia RS 250 - Suzanne Moxon				
IDEAL LAP TIME : 54.571		BEST LAP TIME : 54.622		DIFFERENCE : 0.051		
LAP	SECTOR 1	SECTOR 2	LAP TIME	MPH	DIFF	TIME OF DAY
1 -		22.383	1:03.228	68.77	8.606	12:55:41.501
2 -	33.404	22.145	55.549	78.28	0.927	12:56:37.050
3 -	33.590	22.866	56.456	77.02	1.834	12:57:33.506
4 -	33.151	21.997	55.148 (3)	78.85	0.526	12:58:28.654
5 -	33.261	22.297	55.558	78.27	0.936	12:59:24.212
6 -	33.657	22.471	56.128	77.47	1.506	13:00:20.340
7 -	33.379	21.886	55.265	78.68	0.643	13:01:15.605
8 -	32.878	22.378	55.256	78.69	0.634	13:02:10.861
9 -	33.109	22.017	55.126 (2)	78.88	0.504	13:03:05.987
10 -	32.685	21.937	54.622 (1)	79.61		13:04:00.609

P8 47 Allan CLARK		Kawasaki ZXR400 - A Clark & Sons Builders				
IDEAL LAP TIME : 54.532		BEST LAP TIME : 54.532		DIFFERENCE : 0.000		
LAP	SECTOR 1	SECTOR 2	LAP TIME	MPH	DIFF	TIME OF DAY
1 -		22.357	1:02.002	70.13	7.470	12:55:40.275
2 -	32.872	22.479	55.351	78.56	0.819	12:56:35.626
3 -	33.317	22.925	56.242	77.31	1.710	12:57:31.868
4 -	33.629	22.542	56.171	77.41	1.639	12:58:28.039
5 -	33.957	22.536	56.493	76.97	1.961	12:59:24.532
6 -	33.226	22.363	55.589	78.22	1.057	13:00:20.121
7 -	32.962	22.335	55.297 (3)	78.64	0.765	13:01:15.418
8 -	33.019	22.184	55.203 (2)	78.77	0.671	13:02:10.621
9 -	34.143	22.476	56.619	76.80	2.087	13:03:07.240
10 -	32.503	22.029	54.532 (1)	79.74		13:04:01.772

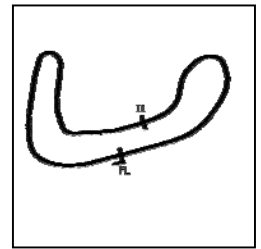
Weather / Track : Cloudy / Dry

Brands Hatch Indy
Circuit Length = 1.2079 miles
Start: 12:54 Flag 13:03 End: 13:04

BMCRC - MRO Championships 2019 - Rnd 9 @ Brands Hatch Indy

EDlasia Formula 400 & Rookie 400 & Junior Supersport

RACE 5 - SECTOR ANALYSIS



SECTOR 1 = FL to I1, SECTOR 2 = I1 to FL, DIFF = Difference To Personal Best Lap, P = Crossed Finish Line in Pit Lane, D = Time Disallowed

P9 35 S		Sam DIGBY-BAKER		Kawasaki ZXR400 -		
IDEAL LAP TIME : 54.987		BEST LAP TIME : 54.987		DIFFERENCE : 0.000		
LAP	SECTOR 1	SECTOR 2	LAP TIME	MPH	DIFF	TIME OF DAY
1 -		22.810	1:04.397	67.52	9.410	12:55:42.670
2 -	33.172	22.329	55.501	78.35	0.514	12:56:38.171
3 -	32.937	22.707	55.644	78.15	0.657	12:57:33.815
4 -	33.233	22.215	55.448 (3)	78.42	0.461	12:58:29.263
5 -	33.105	22.412	55.517	78.32	0.530	12:59:24.780
6 -	33.337	22.413	55.750	78.00	0.763	13:00:20.530
7 -	33.435	22.314	55.749	78.00	0.762	13:01:16.279
8 -	32.883	22.104	54.987 (1)	79.08		13:02:11.266
9 -	33.975	22.258	56.233	77.33	1.246	13:03:07.499
10 -	32.967	22.138	55.105 (2)	78.91	0.118	13:04:02.604

P10 52		Gary JARMAN		Kawasaki ZXR 400 -		
IDEAL LAP TIME : 55.234		BEST LAP TIME : 55.336		DIFFERENCE : 0.102		
LAP	SECTOR 1	SECTOR 2	LAP TIME	MPH	DIFF	TIME OF DAY
1 -		22.475	1:03.603	68.37	8.267	12:55:41.876
2 -	33.167	22.455	55.622 (3)	78.18	0.286	12:56:37.498
3 -	33.208	22.956	56.164	77.42	0.828	12:57:33.662
4 -	33.623	22.151	55.774	77.96	0.438	12:58:29.436
5 -	33.483	22.254	55.737	78.02	0.401	12:59:25.173
6 -	33.413	22.585	55.998	77.65	0.662	13:00:21.171
7 -	33.572	22.302	55.874	77.82	0.538	13:01:17.045
8 -	33.147	22.310	55.457 (2)	78.41	0.121	13:02:12.502
9 -	33.249	22.087	55.336 (1)	78.58		13:03:07.838

P11 20		Connor SWYER		Kawasaki ZXR 400 - WSC Performace & Owkay clothing		
IDEAL LAP TIME : 55.141		BEST LAP TIME : 55.326		DIFFERENCE : 0.185		
LAP	SECTOR 1	SECTOR 2	LAP TIME	MPH	DIFF	TIME OF DAY
1 -		22.912	1:04.905	66.99	9.579	12:55:43.178
2 -	33.755	22.449	56.204	77.37	0.878	12:56:39.382
3 -	33.222	22.449	55.671	78.11	0.345	12:57:35.053
4 -	33.467	22.300	55.767	77.97	0.441	12:58:30.820
5 -	33.345	22.428	55.773	77.96	0.447	12:59:26.593
6 -	33.359	22.054	55.413 (2)	78.47	0.087	13:00:22.006
7 -	33.087	22.239	55.326 (1)	78.59		13:01:17.332
8 -	33.501	22.084	55.585	78.23	0.259	13:02:12.917
9 -	33.375	22.091	55.466 (3)	78.40	0.140	13:03:08.383

P12 56		Kallam SWYER		Kawasaki ZXR400 - Cannadox CBD OIL and lleithyr farms		
IDEAL LAP TIME : 55.675		BEST LAP TIME : 55.800		DIFFERENCE : 0.125		
LAP	SECTOR 1	SECTOR 2	LAP TIME	MPH	DIFF	TIME OF DAY
1 -		23.038	1:04.574	67.34	8.774	12:55:42.847
2 -	34.628	22.844	57.472	75.66	1.672	12:56:40.319
3 -	34.037	22.754	56.791	76.57	0.991	12:57:37.110
4 -	34.313	22.676	56.989	76.30	1.189	12:58:34.099
5 -	33.792	23.088	56.880	76.45	1.080	12:59:30.979
6 -	33.947	22.710	56.657	76.75	0.857	13:00:27.636
7 -	33.223	22.577	55.800 (1)	77.93		13:01:23.436
8 -	33.887	22.748	56.635 (3)	76.78	0.835	13:02:20.071
9 -	33.368	22.452	55.820 (2)	77.90	0.020	13:03:15.891

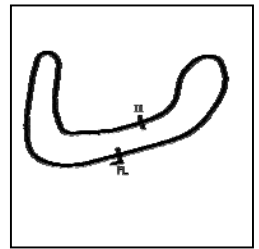
Weather / Track : Cloudy / Dry

Brands Hatch Indy
Circuit Length = 1.2079 miles
Start: 12:54 Flag 13:03 End: 13:04

BMCRC - MRO Championships 2019 - Rnd 9 @ Brands Hatch Indy

EDlasia Formula 400 & Rookie 400 & Junior Supersport

RACE 5 - SECTOR ANALYSIS



SECTOR 1 = FL to I1, SECTOR 2 = I1 to FL, DIFF = Difference To Personal Best Lap, P = Crossed Finish Line in Pit Lane, D = Time Disallowed

P13 55 S		Nick COOPER		Honda RVF400NC35 - Skint Racing - Wemoto.com		
IDEAL LAP TIME : 56.255		BEST LAP TIME : 56.255		DIFFERENCE : 0.000		
LAP	SECTOR 1	SECTOR 2	LAP TIME	MPH	DIFF	TIME OF DAY
1 -		23.115	1:04.334	67.59	8.079	12:55:42.607
2 -	34.367	22.892	57.259	75.94	1.004	12:56:39.866
3 -	34.287	22.879	57.166	76.06	0.911	12:57:37.032
4 -	34.042	22.830	56.872	76.46	0.617	12:58:33.904
5 -	33.893	22.848	56.741 (2)	76.63	0.486	12:59:30.645
6 -	33.911	22.953	56.864 (3)	76.47	0.609	13:00:27.509
7 -	34.133	22.810	56.943	76.36	0.688	13:01:24.452
8 -	34.041	22.866	56.907	76.41	0.652	13:02:21.359
9 -	33.664	22.591	56.255 (1)	77.30		13:03:17.614

P14 68 JSS		Lucca ALLEN		- Mark Allen Autosmart		
IDEAL LAP TIME : 56.639		BEST LAP TIME : 57.027		DIFFERENCE : 0.388		
LAP	SECTOR 1	SECTOR 2	LAP TIME	MPH	DIFF	TIME OF DAY
1 -		23.047	1:05.662	66.22	8.635	12:55:43.935
2 -	34.400	22.747	57.147	76.09	0.120	12:56:41.082
3 -	34.231	22.796	57.027 (1)	76.25		12:57:38.109
4 -	34.378	22.983	57.361	75.81	0.334	12:58:35.470
5 -	33.892	23.226	57.118	76.13	0.091	12:59:32.588
6 -	34.360	22.907	57.267	75.93	0.240	13:00:29.855
7 -	34.097	22.951	57.048 (2)	76.22	0.021	13:01:26.903
8 -	34.254	22.853	57.107 (3)	76.14	0.080	13:02:24.010
9 -	33.968	23.147	57.115	76.13	0.088	13:03:21.125

P15 77 JSS		Joe WHITE		Kawasaki NINJA 300 - Just In Graphics / MZ Contracts		
IDEAL LAP TIME : 57.884		BEST LAP TIME : 58.037		DIFFERENCE : 0.153		
LAP	SECTOR 1	SECTOR 2	LAP TIME	MPH	DIFF	TIME OF DAY
1 -		23.500	1:07.201	64.71	9.164	12:55:45.474
2 -	35.420	23.484	58.904	73.82	0.867	12:56:44.378
3 -	35.386	23.377	58.763	74.00	0.726	12:57:43.141
4 -	34.958	23.079	58.037 (1)	74.92		12:58:41.178
5 -	35.026	23.440	58.466	74.37	0.429	12:59:39.644
6 -	34.991	23.299	58.290 (3)	74.60	0.253	13:00:37.934
7 -	35.242	23.116	58.358	74.51	0.321	13:01:36.292
8 -	34.805	23.344	58.149 (2)	74.78	0.112	13:02:34.441
9 -	35.728	23.379	59.107	73.57	1.070	13:03:33.548

P16 155 JSS		Harrison DESOY		Ninja 400 - Eastern Garage Racing		
IDEAL LAP TIME : 59.912		BEST LAP TIME : 1:00.146		DIFFERENCE : 0.234		
LAP	SECTOR 1	SECTOR 2	LAP TIME	MPH	DIFF	TIME OF DAY
1 -		23.967	1:08.217	63.74	8.071	12:55:46.490
2 -	36.316	24.041	1:00.357 (3)	72.04	0.211	12:56:46.847
3 -	36.361	24.030	1:00.391	72.00	0.245	12:57:47.238
4 -	36.372	23.774	1:00.146 (1)	72.30		12:58:47.384
5 -	36.138	24.100	1:00.238 (2)	72.19	0.092	12:59:47.622
6 -	36.402	24.515	1:00.917	71.38	0.771	13:00:48.539
7 -	36.422	24.500	1:00.922	71.37	0.776	13:01:49.461
8 -	37.685	24.018	1:01.703	70.47	1.557	13:02:51.164
9 -	36.883	24.468	1:01.351	70.88	1.205	13:03:52.515

Weather / Track : Cloudy / Dry

Brands Hatch Indy
Circuit Length = 1.2079 miles
Start: 12:54 Flag 13:03 End: 13:04

BMCRC - MRO Championships 2019 - Rnd 9 @ Brands Hatch Indy

EDlasia Formula 400 & Rookie 400 & Junior Supersport

RACE 5 - BEST SECTORS

SECTOR 1			SECTOR 2			IDEAL / BEST COMPARISON						
POS	NO	NAME	TIME	NO	NAME	TIME	POS	NO	NAME	IDEAL	BEST	DIFF
									PERFECT LAP	50.084		
1	14	BURRAGE	29.897	14	BURRAGE	20.187	1	14	BURRAGE	50.084	50.141	0.057
2	86	SCOTT	31.099	86	SCOTT	20.840	2	86	SCOTT	51.939	51.939	0.000
3	78	GILL	31.110	78	GILL	20.861	3	78	GILL	51.971	52.101	0.130
4	13	EDMONDSON	31.700	13	EDMONDSON	21.428	4	13	EDMONDSON	53.128	53.218	0.090
5	85	ROBINSON	31.985	85	ROBINSON	21.616	5	85	ROBINSON	53.601	53.601	0.000
6	47	CLARK	32.503	57	FISHER	21.719	6	47	CLARK	54.532	54.532	0.000
7	65	MOXON	32.685	65	MOXON	21.886	7	65	MOXON	54.571	54.622	0.051
8	57	FISHER	32.863	47	CLARK	22.029	8	57	FISHER	54.582	54.671	0.089
9	35	DIGBY-BAKER	32.883	20	SWYER	22.054	9	35	DIGBY-BAKER	54.987	54.987	0.000
10	20	SWYER	33.087	52	JARMAN	22.087	10	20	SWYER	55.141	55.326	0.185
11	52	JARMAN	33.147	35	DIGBY-BAKER	22.104	11	52	JARMAN	55.234	55.336	0.102
12	56	SWYER	33.223	56	SWYER	22.452	12	56	SWYER	55.675	55.800	0.125
13	55	COOPER	33.664	55	COOPER	22.591	13	55	COOPER	56.255	56.255	0.000
14	68	ALLEN	33.892	68	ALLEN	22.747	14	68	ALLEN	56.639	57.027	0.388
15	77	WHITE	34.805	77	WHITE	23.079	15	77	WHITE	57.884	58.037	0.153
16	155	DESSOY	36.138	155	DESSOY	23.774	16	155	DESSOY	59.912	1:00.146	0.234
17												
18												

Weather / Track : Cloudy / Dry

Results can be found at www.tsl-timing.com

Brands Hatch Indy
Circuit Length = 1.2079 miles
Start: 12:54 Flag 13:03 End: 13:04

Printed - 13:08 Saturday, 05 October 2019

BMCRC - MRO Championships 2019 - Rnd 9 @ Brands Hatch Indy

EDlasia Formula 400 & Rookie 400 & Junior Supersport

RACE 5 - STATISTICS

Competitors Started 16
Planned Start 2019-10-05 @ 13:10:00.000
Actual Start 2019-10-05 @ 12:54:38.272
Finish Time 2019-10-05 @ 13:03:07.751
Track Length 1.2079mi.
Total Laps 153
Total Distance Covered 184.8156mi.

Session Fastest Lap History

NO	CL	NAME	LAP TIME	TIME OF DAY	LAP	VEHICLE
14		Chris BURRAGE	50.623	12:56:24.963	2	Kawasaki ZXR 400
14		Chris BURRAGE	50.317	12:57:15.279	3	Kawasaki ZXR 400
14		Chris BURRAGE	50.141	12:58:55.937	5	Kawasaki ZXR 400

Session Leader History

NO	CL	NAME	FROM LAP	LAPS LED	DISTANCE	VEHICLE
14		Chris BURRAGE	1	10	12.07 miles	Kawasaki ZXR 400

Flag History

TYPE	TIME OF DAY
GREEN	12:54:38.272
FINISH	13:03:07.751

Flag Statistics

TYPE	COUNT	TOTAL LAPS	TOTAL TIME
Green	1	10	9:35.061
Red	0	0	0.000
Safety Car	0	0	0.000
FCY	0	0	0.000

Weather / Track : Cloudy / Dry

These results are provisional until the conclusion of any judicial and technical matters.

Brands Hatch Indy
Circuit Length = 1.2079 miles
Start: 12:54 Flag 13:03 End: 13:04

Clerk Of Course :	Timekeeper :
-------------------	--------------

BMCRC - MRO Championships 2019 - Rnd 9 @ Brands Hatch Indy

EDlasia Formula 400 & Rookie 400 & Junior Supersport

RACE 5 - STATISTICS

CLASS :

10 Starters

Fastest Lap History

NO	NAME	LAP TIME	TIME OF DAY	LAP	VEHICLE
14	Chris BURRAGE	50.623	12:56:24.963	2	Kawasaki ZXR 400
14	Chris BURRAGE	50.317	12:57:15.279	3	Kawasaki ZXR 400
14	Chris BURRAGE	50.141	12:58:55.937	5	Kawasaki ZXR 400

Leader History

NO	NAME	FROM LAP	LAPS LED	DISTANCE	VEHICLE
14	Chris BURRAGE	1	10	12.07 miles	Kawasaki ZXR 400

Weather / Track : Cloudy / Dry

These results are provisional until the conclusion of any judicial and technical matters.

Brands Hatch Indy

Circuit Length = 1.2079 miles

Start: 12:54 Flag 13:03 End: 13:04

Clerk Of Course :

Timekeeper :

BMCRC - MRO Championships 2019 - Rnd 9 @ Brands Hatch Indy

EDlasia Formula 400 & Rookie 400 & Junior Supersport

RACE 5 - STATISTICS

CLASS : S

3 Starters

Fastest Lap History

NO	NAME	LAP TIME	TIME OF DAY	LAP	VEHICLE
13	Doug EDMONDSON	53.424	12:56:30.923	2	Yamaha TZR250
13	Doug EDMONDSON	53.351	12:57:24.273	3	Yamaha TZR250
13	Doug EDMONDSON	53.218	12:58:17.492	4	Yamaha TZR250

Leader History

NO	NAME	FROM LAP	LAPS LED	DISTANCE	VEHICLE
13	Doug EDMONDSON	1	10	12.07 miles	Yamaha TZR250

Weather / Track : Cloudy / Dry

These results are provisional until the conclusion of any judicial and technical matters.

Brands Hatch Indy

Circuit Length = 1.2079 miles

Start: 12:54 Flag 13:03 End: 13:04

Clerk Of Course :

Timekeeper :

BMCRC - MRO Championships 2019 - Rnd 9 @ Brands Hatch Indy

EDlasia Formula 400 & Rookie 400 & Junior Supersport

RACE 5 - STATISTICS

CLASS : JSS

3 Starters

Fastest Lap History

NO	NAME	LAP TIME	TIME OF DAY	LAP	VEHICLE
68	Lucca ALLEN	57.147	12:56:41.094	2	
68	Lucca ALLEN	57.027	12:57:38.121	3	

Leader History

NO	NAME	FROM LAP	LAPS LED	DISTANCE	VEHICLE
68	Lucca ALLEN	1	9	10.87 miles	

Weather / Track : Cloudy / Dry

These results are provisional until the conclusion of any judicial and technical matters.

Brands Hatch Indy

Circuit Length = 1.2079 miles

Start: 12:54 Flag 13:03 End: 13:04

Clerk Of Course :

Timekeeper :

BMCRC - MRO Championships 2019 - Rnd 9 @ Brands Hatch Indy

EDlasia Formula 400 & Rookie 400 & Junior Supersport

RACE 16 - GRID (10 Laps)



ROW 7	20	191	James SEATH	19	97	Nicholas TAIG						
ROW 6	18	126	Glynn DAVIES	17	67	Robben FALVEY	16	155	Harrison DESOY	1:00.146		
ROW 5	15	77	Joe WHITE	58.037	14	68	Lucca ALLEN	57.027	13	55	Nick COOPER	56.255
ROW 4	12	56	Kallam SWYER	55.800	11	52	Gary JARMAN	55.336	10	20	Connor SWYER	55.326
ROW 3	9	35	Sam DIGBY-BAKER	54.987	8	57	Paul FISHER	54.671	7	65	Andrew MOXON	54.622
ROW 2	6	47	Allan CLARK	54.532	5	85	James ROBINSON	53.601	4	13	Doug EDMONDSON	53.218
ROW 1	3	78	Andy GILL	52.101	2	86	Mathew SCOTT	51.939	1	14	Chris BURRAGE	50.141
											Pole	

Brands Hatch Indy
Circuit Length = 1.2079 miles

These results are provisional until the conclusion of any judicial and technical matters.

Clerk Of Course :	Steward :	Timekeeper :
-------------------	-----------	--------------

Results can be found at www.tsl-timing.com

Printed - 13:07 Saturday, 05 October 2019



BMCRC - MRO Championships 2019 - Rnd 9 @ Brands Hatch Indy

EDlasia Formula 400 & Rookie 400 & Junior Supersport

RACE 16 - CLASSIFICATION



POS	NO	CL	PIC NAME	ENTRY	LAPS	TIME	GAP	DIFF	MPH	BEST	ON
1	126		1 Glynn DAVIES	Kawasaki ZXR400 -	10	8:35.795			84.30	50.424	5
2	14		2 Chris BURRAGE	Kawasaki ZXR 400 - Seton tuning	10	8:37.963	2.168	2.168	83.95	50.405	7
3	78		3 Andy GILL	Kawasaki ZXR400 -	10	8:51.346	15.551	13.383	81.84	52.136	10
4	86		4 Mathew SCOTT	Kawasaki ZXR - Dynotech Performance	10	8:51.365	15.570	0.019	81.83	51.949	6
5	13	S	1 Doug EDMONDSON	Yamaha TZR250 - Stan Stephens Tuning	10	9:02.422	26.627	11.057	80.17	52.982	2
6	85		5 James ROBINSON	Kawasaki ZXR400 - claire palastanga ceramics	10	9:16.958	41.163	14.536	78.07	54.251	2
7	57		6 Paul FISHER	Kawasaki ZXR400 -	10	9:20.039	44.244	3.081	77.64	54.330	2
8	47		7 Allan CLARK	Kawasaki ZXR400 - A Clark & Sons Builders	10	9:26.552	50.757	6.513	76.75	55.134	8
9	65		8 Andrew MOXON	Aprilia RS 250 - Suzanne Moxon	10	9:26.710	50.915	0.158	76.73	55.253	5
10	20		9 Connor SWYER	Kawasaki ZXR 400 - WSC Performance & Owkay clo	10	9:29.339	53.544	2.629	76.37	55.512	9
11	52		10 Gary JARMAN	Kawasaki ZXR 400 -	9	8:38.434	1 Lap	1 Lap	75.49	56.302	9
12	35	S	2 Sam DIGBY-BAKER	Kawasaki ZXR400 -	9	8:40.091	1 Lap	1.657	75.25	56.015	9
13	56		11 Kallam SWYER	Kawasaki ZXR400 - Cannadox CBD OIL and lleithyr	9	8:40.341	1 Lap	0.250	75.21	55.860	9
14	68	JSS	1 Lucca ALLEN	- Mark Allen Autosmart	9	8:48.077	1 Lap	7.736	74.11	56.814	4
15	55	S	3 Nick COOPER	Honda RVF400NC35 - Skint Racing - Wemoto.com	9	8:50.700	1 Lap	2.623	73.74	57.886	3
16	155	JSS	2 Harrison DESSOY	Ninja 400 - Eastern Garage Racing	9	8:50.793	1 Lap	0.093	73.73	57.676	6
17	77	JSS	3 Joe WHITE	Kawasaki NINJA 300 - Just In Graphics / MZ Contra	9	8:59.698	1 Lap	8.905	72.51	58.535	2
18	67	R	1 Robben FALVEY	Kawasaki ZXR400 - Hogg Racing	8	9:22.835	2 Laps	1 Lap	61.80	1:08.254	5

FASTEST LAP

14			Chris BURRAGE	Kawasaki ZXR 400 - Seton tuning	7	50.405		86.27 mph	138.84 kph
13	S		Doug EDMONDSON	Yamaha TZR250 - Stan Stephens Tuning	2	52.982		82.07 mph	132.09 kph
68	JSS		Lucca ALLEN	- Mark Allen Autosmart	4	56.814		76.54 mph	123.18 kph
67	R		Robben FALVEY	Kawasaki ZXR400 - Hogg Racing	5	1:08.254		63.71 mph	102.53 kph

Class - 92.5% of Race Speed = 77.97 mph

Class S - 92.5% of Race Speed = 74.15 mph

Class JSS - 92.5% of Race Speed = 68.55 mph

Class R - 92.5% of Race Speed = 57.16 mph

Weather / Track : Cloudy / Dry

These results are provisional until the conclusion of any judicial and technical matters.

Brands Hatch Indy

Circuit Length = 1.2079 miles

Start: 17:19 Flag 17:28 End: 17:29

Clerk Of Course :	Steward :	Timekeeper :
-------------------	-----------	--------------

Results can be found at www.tsl-timing.com

Printed - 17:29 Saturday, 05 October 2019



BMCR - MRO Championships 2019 - Rnd 9 @ Brands Hatch Indy

EDlasia Formula 400 & Rookie 400 & Junior Supersport

RACE 16 - LAP CHART

LAP 1 @ 17:20:22.353		
NO	BEHIND	LAP TIME

14		57.288
78	1.297	58.585
126	1.765	59.053
13	2.025	59.313
86	2.335	59.623
57	3.417	1:00.705
85	3.710	1:00.998
56	5.771	1:03.059
20	7.216	1:04.504
55	7.247	1:04.535
52	7.313	1:04.601
47	7.569	1:04.857
65	7.798	1:05.086
35	8.421	1:05.709
155	9.787	1:07.075
68	10.139	1:07.427
77	10.610	1:07.898
67	22.068	1:19.356

LAP 4 @ 17:22:55.225		
NO	BEHIND	LAP TIME

14		51.028
126	1.019	51.126
78	6.244	52.519
86	7.176	52.967
13	8.667	53.271
67	1 Lap	1:09.680
85	15.772	56.012
57	16.234	56.109
65	21.833	55.486
20	22.995	56.208
47	23.918	55.712
52	24.906	56.855
56	25.091	57.266
35	25.679	56.918
55	28.258	57.935
68	28.703	56.814
155	31.051	57.712
77	33.568	58.718

LAP 7 @ 17:25:26.634		
NO	BEHIND	LAP TIME

14		50.405
77	1 Lap	59.157
126	1.380	50.457
86	12.212	52.104
78	12.642	52.621
13	18.001	53.709
85	29.920	54.696
57	31.937	55.730
65	37.627	56.036
47	38.904	55.148
20	40.843	55.788
52	43.938	56.618
56	45.939	56.616
35	46.074	56.784
55	51.764	58.121
68	52.095	57.918

56	1 Lap	55.860
68	1 Lap	56.999
55	1 Lap	58.254
155	1 Lap	58.078
78	15.551	52.136
86	15.570	52.378
77	1 Lap	59.192
13	26.627	54.486
85	41.163	55.655
57	44.244	55.370
67	2 Laps	1:08.846
47	50.757	55.691
65	50.915	55.963
20	53.544	55.724

LAP 2 @ 17:21:13.420		
NO	BEHIND	LAP TIME

14		51.067
126	1.218	50.520
78	2.871	52.641
86	3.854	52.586
13	3.940	52.982
57	6.680	54.330
85	6.894	54.251
56	12.101	57.397
20	12.267	56.118
65	12.400	55.669
52	12.798	56.552
47	13.404	56.902
55	14.242	58.062
35	14.317	56.963
68	16.484	57.412
155	17.084	58.364
77	18.078	58.535
67	41.310	1:10.309

LAP 5 @ 17:23:45.753		
NO	BEHIND	LAP TIME

14		50.528
126	0.915	50.424
78	8.489	52.773
86	9.040	52.392
13	11.517	53.378
85	20.963	55.719
57	21.402	55.696
65	26.558	55.253
67	1 Lap	1:08.327
47	28.796	55.406
20	29.124	56.657
52	31.226	56.848
56	32.584	58.021
35	32.720	57.569
55	36.357	58.627
68	36.795	58.620
155	38.224	57.701
77	41.891	58.851

LAP 8 @ 17:26:18.902		
NO	BEHIND	LAP TIME

126		50.888
155	1 Lap	57.815
14	1.944	54.212
77	1 Lap	59.346
67	2 Laps	1:09.272
86	12.390	52.446
78	12.611	52.237
13	19.611	53.878
85	32.607	54.955
57	35.264	55.595
65	40.941	55.582
47	41.770	55.134
20	44.266	55.691
52	48.295	56.625
35	50.239	56.433
56	50.644	56.973

LAP 3 @ 17:22:04.197		
NO	BEHIND	LAP TIME

14		50.777
126	0.921	50.480
78	4.753	52.659
86	5.237	52.160
13	6.424	53.261
85	10.788	54.671
57	11.153	55.250
65	17.375	55.752
20	17.815	56.325
56	18.853	57.529
52	19.079	57.058
47	19.234	56.607
35	19.789	56.249
55	21.351	57.886
68	22.917	57.210
155	24.367	58.060
77	25.878	58.577

LAP 6 @ 17:24:36.229		
NO	BEHIND	LAP TIME

14		50.476
126	1.328	50.889
78	10.426	52.413
86	10.513	51.949
13	14.697	53.656
85	25.629	55.142
57	26.612	55.686
65	31.996	55.914
47	34.161	55.841
20	35.460	56.812
52	37.725	56.975
35	39.695	57.451
56	39.728	57.620
55	44.048	58.167
68	44.582	58.263
67	1 Lap	1:08.254
155	45.424	57.676

LAP 9 @ 17:27:09.684		
NO	BEHIND	LAP TIME

126		50.782
14	2.029	50.867
68	1 Lap	57.414
55	1 Lap	59.113
155	1 Lap	58.312
86	14.368	52.760
78	14.591	52.762
77	1 Lap	59.424
13	23.317	54.488
67	2 Laps	1:08.791
85	36.684	54.859
57	40.050	55.568
65	46.128	55.969
47	46.242	55.254
20	48.996	55.512

LAP 10 @ 17:28:00.860		
NO	BEHIND	LAP TIME

126		51.176
14	2.168	51.315
52	1 Lap	56.302
35	1 Lap	56.015

Weather / Track : Cloudy / Dry

Results can be found at www.tsl-timing.com

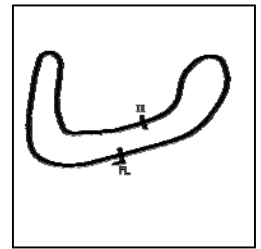
Brands Hatch Indy
Circuit Length = 1.2079 miles
Start: 17:19 Flag 17:28 End: 17:29

Printed - 17:32 Saturday, 05 October 2019

BMCRC - MRO Championships 2019 - Rnd 9 @ Brands Hatch Indy

EDlasia Formula 400 & Rookie 400 & Junior Supersport

RACE 16 - SECTOR ANALYSIS



SECTOR 1 = FL to I1, SECTOR 2 = I1 to FL, DIFF = Difference To Personal Best Lap, P = Crossed Finish Line in Pit Lane, D = Time Disallowed

P1 126		Glynn DAVIES		Kawasaki ZXR400 -		
IDEAL LAP TIME : 50.373		BEST LAP TIME : 50.424		DIFFERENCE : 0.051		
LAP	SECTOR 1	SECTOR 2	LAP TIME	MPH	DIFF	TIME OF DAY
1 -		21.119	59.053	73.63	8.629	17:20:24.118
2 -	30.032	20.488	50.520	86.07	0.096	17:21:14.638
3 -	29.966	20.514	50.480 (3)	86.14	0.056	17:22:05.118
4 -	30.566	20.560	51.126	85.05	0.702	17:22:56.244
5 -	29.953	20.471	50.424 (1)	86.24		17:23:46.668
6 -	30.362	20.527	50.889	85.45	0.465	17:24:37.557
7 -	29.961	20.496	50.457 (2)	86.18	0.033	17:25:28.014
8 -	30.381	20.507	50.888	85.45	0.464	17:26:18.902
9 -	30.362	20.420	50.782	85.63	0.358	17:27:09.684
10 -	30.636	20.540	51.176	84.97	0.752	17:28:00.860

P2 14		Chris BURRAGE		Kawasaki ZXR 400 - Seton tuning		
IDEAL LAP TIME : 50.399		BEST LAP TIME : 50.405		DIFFERENCE : 0.006		
LAP	SECTOR 1	SECTOR 2	LAP TIME	MPH	DIFF	TIME OF DAY
1 -		20.724	57.288	75.90	6.883	17:20:22.353
2 -	30.590	20.477	51.067	85.15	0.662	17:21:13.420
3 -	30.386	20.391	50.777	85.64	0.372	17:22:04.197
4 -	30.732	20.296	51.028	85.21	0.623	17:22:55.225
5 -	30.156	20.372	50.528 (3)	86.06	0.123	17:23:45.753
6 -	30.139	20.337	50.476 (2)	86.15	0.071	17:24:36.229
7 -	30.145	20.260	50.405 (1)	86.27		17:25:26.634
8 -	33.565	20.647	54.212	80.21	3.807	17:26:20.846
9 -	30.555	20.312	50.867	85.48	0.462	17:27:11.713
10 -	30.791	20.524	51.315	84.74	0.910	17:28:03.028

P3 78		Andy GILL		Kawasaki ZXR400 -		
IDEAL LAP TIME : 52.122		BEST LAP TIME : 52.136		DIFFERENCE : 0.014		
LAP	SECTOR 1	SECTOR 2	LAP TIME	MPH	DIFF	TIME OF DAY
1 -		21.331	58.585	74.22	6.449	17:20:23.650
2 -	31.587	21.054	52.641	82.60	0.505	17:21:16.291
3 -	31.449	21.210	52.659	82.58	0.523	17:22:08.950
4 -	31.341	21.178	52.519	82.80	0.383	17:23:01.469
5 -	31.397	21.376	52.773	82.40	0.637	17:23:54.242
6 -	31.204	21.209	52.413 (3)	82.96	0.277	17:24:46.655
7 -	31.637	20.984	52.621	82.64	0.485	17:25:39.276
8 -	31.148	21.089	52.237 (2)	83.24	0.101	17:26:31.513
9 -	31.548	21.214	52.762	82.41	0.626	17:27:24.275
10 -	31.138	20.998	52.136 (1)	83.40		17:28:16.411

P4 86		Mathew SCOTT		Kawasaki ZXR - Dynotech Performance		
IDEAL LAP TIME : 51.869		BEST LAP TIME : 51.949		DIFFERENCE : 0.080		
LAP	SECTOR 1	SECTOR 2	LAP TIME	MPH	DIFF	TIME OF DAY
1 -		21.370	59.623	72.93	7.674	17:20:24.688
2 -	31.597	20.989	52.586	82.69	0.637	17:21:17.274
3 -	31.321	20.839	52.160 (3)	83.37	0.211	17:22:09.434
4 -	31.452	21.515	52.967	82.10	1.018	17:23:02.401
5 -	31.342	21.050	52.392	83.00	0.443	17:23:54.793
6 -	31.030	20.919	51.949 (1)	83.70		17:24:46.742
7 -	31.135	20.969	52.104 (2)	83.46	0.155	17:25:38.846
8 -	31.387	21.059	52.446	82.91	0.497	17:26:31.292
9 -	31.493	21.267	52.760	82.42	0.811	17:27:24.052
10 -	31.498	20.880	52.378	83.02	0.429	17:28:16.430

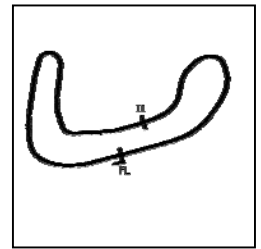
Weather / Track : Cloudy / Dry

Brands Hatch Indy
Circuit Length = 1.2079 miles
Start: 17:19 Flag 17:28 End: 17:29

BMCRC - MRO Championships 2019 - Rnd 9 @ Brands Hatch Indy

EDlasia Formula 400 & Rookie 400 & Junior Supersport

RACE 16 - SECTOR ANALYSIS



SECTOR 1 = FL to I1, SECTOR 2 = I1 to FL, DIFF = Difference To Personal Best Lap, P = Crossed Finish Line in Pit Lane, D = Time Disallowed

P5 13 S		Doug EDMONDSON		Yamaha TZR250 - Stan Stephens Tuning		
IDEAL LAP TIME : 52.982		BEST LAP TIME : 52.982		DIFFERENCE : 0.000		
LAP	SECTOR 1	SECTOR 2	LAP TIME	MPH	DIFF	TIME OF DAY
1 -		21.565	59.313	73.31	6.331	17:20:24.378
2 -	31.595	21.387	52.982 (1)	82.07		17:21:17.360
3 -	31.794	21.467	53.261 (2)	81.64	0.279	17:22:10.621
4 -	31.681	21.590	53.271 (3)	81.63	0.289	17:23:03.892
5 -	31.688	21.690	53.378	81.46	0.396	17:23:57.270
6 -	31.909	21.747	53.656	81.04	0.674	17:24:50.926
7 -	31.841	21.868	53.709	80.96	0.727	17:25:44.635
8 -	32.110	21.768	53.878	80.71	0.896	17:26:38.513
9 -	32.608	21.880	54.488	79.80	1.506	17:27:33.001
10 -	32.018	22.468	54.486	79.81	1.504	17:28:27.487

P6 85		James ROBINSON		Kawasaki ZXR400 - claire palastanga ceramics		
IDEAL LAP TIME : 54.130		BEST LAP TIME : 54.251		DIFFERENCE : 0.121		
LAP	SECTOR 1	SECTOR 2	LAP TIME	MPH	DIFF	TIME OF DAY
1 -		21.874	1:00.998	71.29	6.747	17:20:26.063
2 -	32.297	21.954	54.251 (1)	80.15		17:21:20.314
3 -	32.838	21.833	54.671 (2)	79.54	0.420	17:22:14.985
4 -	33.691	22.321	56.012	77.63	1.761	17:23:10.997
5 -	33.573	22.146	55.719	78.04	1.468	17:24:06.716
6 -	32.980	22.162	55.142	78.86	0.891	17:25:01.858
7 -	32.537	22.159	54.696 (3)	79.50	0.445	17:25:56.554
8 -	32.712	22.243	54.955	79.13	0.704	17:26:51.509
9 -	32.677	22.182	54.859	79.26	0.608	17:27:46.368
10 -	33.189	22.466	55.655	78.13	1.404	17:28:42.023

P7 57		Paul FISHER		Kawasaki ZXR400 -		
IDEAL LAP TIME : 54.188		BEST LAP TIME : 54.330		DIFFERENCE : 0.142		
LAP	SECTOR 1	SECTOR 2	LAP TIME	MPH	DIFF	TIME OF DAY
1 -		21.700	1:00.705	71.63	6.375	17:20:25.770
2 -	32.488	21.842	54.330 (1)	80.04		17:21:20.100
3 -	33.264	21.986	55.250 (2)	78.70	0.920	17:22:15.350
4 -	33.698	22.411	56.109	77.50	1.779	17:23:11.459
5 -	33.646	22.050	55.696	78.07	1.366	17:24:07.155
6 -	33.564	22.122	55.686	78.09	1.356	17:25:02.841
7 -	33.492	22.238	55.730	78.02	1.400	17:25:58.571
8 -	33.460	22.135	55.595	78.21	1.265	17:26:54.166
9 -	33.354	22.214	55.568	78.25	1.238	17:27:49.734
10 -	33.307	22.063	55.370 (3)	78.53	1.040	17:28:45.104

P8 47		Allan CLARK		Kawasaki ZXR400 - A Clark & Sons Builders		
IDEAL LAP TIME : 54.865		BEST LAP TIME : 55.134		DIFFERENCE : 0.269		
LAP	SECTOR 1	SECTOR 2	LAP TIME	MPH	DIFF	TIME OF DAY
1 -		22.719	1:04.857	67.04	9.723	17:20:29.922
2 -	34.607	22.295	56.902	76.42	1.768	17:21:26.824
3 -	34.089	22.518	56.607	76.82	1.473	17:22:23.431
4 -	33.695	22.017	55.712	78.05	0.578	17:23:19.143
5 -	33.210	22.196	55.406	78.48	0.272	17:24:14.549
6 -	33.493	22.348	55.841	77.87	0.707	17:25:10.390
7 -	33.153	21.995	55.148 (2)	78.85	0.014	17:26:05.538
8 -	32.870	22.264	55.134 (1)	78.87		17:27:00.672
9 -	32.909	22.345	55.254 (3)	78.70	0.120	17:27:55.926
10 -	33.345	22.346	55.691	78.08	0.557	17:28:51.617

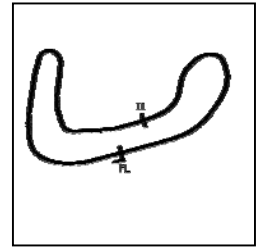
Weather / Track : Cloudy / Dry

Brands Hatch Indy
Circuit Length = 1.2079 miles
Start: 17:19 Flag 17:28 End: 17:29

BMCRC - MRO Championships 2019 - Rnd 9 @ Brands Hatch Indy

EDlasia Formula 400 & Rookie 400 & Junior Supersport

RACE 16 - SECTOR ANALYSIS



SECTOR 1 = FL to I1, SECTOR 2 = I1 to FL, DIFF = Difference To Personal Best Lap, P = Crossed Finish Line in Pit Lane, D = Time Disallowed

P9 65		Andrew MOXON		Aprilia RS 250 - Suzanne Moxon		
IDEAL LAP TIME : 55.253		BEST LAP TIME : 55.253		DIFFERENCE : 0.000		
LAP	SECTOR 1	SECTOR 2	LAP TIME	MPH	DIFF	TIME OF DAY
1 -		22.335	1:05.086	66.81	9.833	17:20:30.151
2 -	33.491	22.178	55.669	78.11	0.416	17:21:25.820
3 -	33.539	22.213	55.752	77.99	0.499	17:22:21.572
4 -	33.248	22.238	55.486 (2)	78.37	0.233	17:23:17.058
5 -	33.209	22.044	55.253 (1)	78.70		17:24:12.311
6 -	33.592	22.322	55.914	77.77	0.661	17:25:08.225
7 -	33.775	22.261	56.036	77.60	0.783	17:26:04.261
8 -	33.482	22.100	55.582 (3)	78.23	0.329	17:26:59.843
9 -	33.491	22.478	55.969	77.69	0.716	17:27:55.812
10 -	33.669	22.294	55.963	77.70	0.710	17:28:51.775

P10 20		Connor SWYER		Kawasaki ZXR 400 - WSC Performace & Owkay clothing		
IDEAL LAP TIME : 55.512		BEST LAP TIME : 55.512		DIFFERENCE : 0.000		
LAP	SECTOR 1	SECTOR 2	LAP TIME	MPH	DIFF	TIME OF DAY
1 -		22.861	1:04.504	67.41	8.992	17:20:29.569
2 -	33.609	22.509	56.118	77.49	0.606	17:21:25.687
3 -	33.829	22.496	56.325	77.20	0.813	17:22:22.012
4 -	33.667	22.541	56.208	77.36	0.696	17:23:18.220
5 -	34.108	22.549	56.657	76.75	1.145	17:24:14.877
6 -	34.221	22.591	56.812	76.54	1.300	17:25:11.689
7 -	33.429	22.359	55.788	77.94	0.276	17:26:07.477
8 -	33.457	22.234	55.691 (2)	78.08	0.179	17:27:03.168
9 -	33.279	22.233	55.512 (1)	78.33		17:27:58.680
10 -	33.299	22.425	55.724 (3)	78.03	0.212	17:28:54.404

P11 52		Gary JARMAN		Kawasaki ZXR 400 -		
IDEAL LAP TIME : 56.302		BEST LAP TIME : 56.302		DIFFERENCE : 0.000		
LAP	SECTOR 1	SECTOR 2	LAP TIME	MPH	DIFF	TIME OF DAY
1 -		22.797	1:04.601	67.31	8.299	17:20:29.666
2 -	34.043	22.509	56.552 (2)	76.89	0.250	17:21:26.218
3 -	34.475	22.583	57.058	76.21	0.756	17:22:23.276
4 -	34.365	22.490	56.855	76.48	0.553	17:23:20.131
5 -	34.136	22.712	56.848	76.49	0.546	17:24:16.979
6 -	34.057	22.918	56.975	76.32	0.673	17:25:13.954
7 -	34.067	22.551	56.618 (3)	76.80	0.316	17:26:10.572
8 -	34.053	22.572	56.625	76.79	0.323	17:27:07.197
9 -	33.863	22.439	56.302 (1)	77.23		17:28:03.499

P12 35 S		Sam DIGBY-BAKER		Kawasaki ZXR400 -		
IDEAL LAP TIME : 55.989		BEST LAP TIME : 56.015		DIFFERENCE : 0.026		
LAP	SECTOR 1	SECTOR 2	LAP TIME	MPH	DIFF	TIME OF DAY
1 -		22.644	1:05.709	66.17	9.694	17:20:30.774
2 -	34.279	22.684	56.963	76.34	0.948	17:21:27.737
3 -	33.680	22.569	56.249 (2)	77.30	0.234	17:22:23.986
4 -	34.098	22.820	56.918	76.40	0.903	17:23:20.904
5 -	34.499	23.070	57.569	75.53	1.554	17:24:18.473
6 -	34.600	22.851	57.451	75.69	1.436	17:25:15.924
7 -	34.356	22.428	56.784	76.58	0.769	17:26:12.708
8 -	33.966	22.467	56.433 (3)	77.05	0.418	17:27:09.141
9 -	33.561	22.454	56.015 (1)	77.63		17:28:05.156

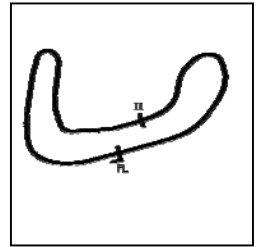
Weather / Track : Cloudy / Dry

Brands Hatch Indy
Circuit Length = 1.2079 miles
Start: 17:19 Flag 17:28 End: 17:29

BMCR - MRO Championships 2019 - Rnd 9 @ Brands Hatch Indy

EDlasia Formula 400 & Rookie 400 & Junior Supersport

RACE 16 - SECTOR ANALYSIS



SECTOR 1 = FL to I1, SECTOR 2 = I1 to FL, DIFF = Difference To Personal Best Lap, P = Crossed Finish Line in Pit Lane, D = Time Disallowed

P13 56		Kallam SWYER		Kawasaki ZXR400 - Cannadox CBD OIL and lleithyr farms		
IDEAL LAP TIME : 55.860		BEST LAP TIME : 55.860		DIFFERENCE : 0.000		
LAP	SECTOR 1	SECTOR 2	LAP TIME	MPH	DIFF	TIME OF DAY
1 -		22.591	1:03.059	68.96	7.199	17:20:28.124
2 -	34.423	22.974	57.397	75.76	1.537	17:21:25.521
3 -	34.727	22.802	57.529	75.58	1.669	17:22:23.050
4 -	34.288	22.978	57.266	75.93	1.406	17:23:20.316
5 -	34.815	23.206	58.021	74.94	2.161	17:24:18.337
6 -	34.721	22.899	57.620	75.47	1.760	17:25:15.957
7 -	34.009	22.607	56.616 (2)	76.80	0.756	17:26:12.573
8 -	34.236	22.737	56.973 (3)	76.32	1.113	17:27:09.546
9 -	33.374	22.486	55.860 (1)	77.84		17:28:05.406

P14 68 JSS		Lucca ALLEN		- Mark Allen Autosmart		
IDEAL LAP TIME : 56.649		BEST LAP TIME : 56.814		DIFFERENCE : 0.165		
LAP	SECTOR 1	SECTOR 2	LAP TIME	MPH	DIFF	TIME OF DAY
1 -		23.971	1:07.427	64.49	10.613	17:20:32.492
2 -	34.360	23.052	57.412	75.74	0.598	17:21:29.904
3 -	34.164	23.046	57.210 (3)	76.01	0.396	17:22:27.114
4 -	34.018	22.796	56.814 (1)	76.54		17:23:23.928
5 -	35.131	23.489	58.620	74.18	1.806	17:24:22.548
6 -	34.548	23.715	58.263	74.63	1.449	17:25:20.811
7 -	34.621	23.297	57.918	75.08	1.104	17:26:18.729
8 -	34.382	23.032	57.414	75.74	0.600	17:27:16.143
9 -	33.853	23.146	56.999 (2)	76.29	0.185	17:28:13.142

P15 55 S		Nick COOPER		Honda RVF400NC35 - Skint Racing - Wemoto.com		
IDEAL LAP TIME : 57.674		BEST LAP TIME : 57.886		DIFFERENCE : 0.212		
LAP	SECTOR 1	SECTOR 2	LAP TIME	MPH	DIFF	TIME OF DAY
1 -		23.120	1:04.535	67.38	6.649	17:20:29.600
2 -	34.927	23.135	58.062 (3)	74.89	0.176	17:21:27.662
3 -	34.554	23.332	57.886 (1)	75.12		17:22:25.548
4 -	34.736	23.199	57.935 (2)	75.06	0.049	17:23:23.483
5 -	35.411	23.216	58.627	74.17	0.741	17:24:22.110
6 -	34.677	23.490	58.167	74.76	0.281	17:25:20.277
7 -	34.798	23.323	58.121	74.81	0.235	17:26:18.398
8 -	35.748	23.365	59.113	73.56	1.227	17:27:17.511
9 -	34.723	23.531	58.254	74.64	0.368	17:28:15.765

P16 155 JSS		Harrison DESSOY		Ninja 400 - Eastern Garage Racing		
IDEAL LAP TIME : 57.387		BEST LAP TIME : 57.676		DIFFERENCE : 0.289		
LAP	SECTOR 1	SECTOR 2	LAP TIME	MPH	DIFF	TIME OF DAY
1 -		23.748	1:07.075	64.83	9.399	17:20:32.140
2 -	35.189	23.175	58.364	74.50	0.688	17:21:30.504
3 -	34.712	23.348	58.060	74.89	0.384	17:22:28.564
4 -	34.282	23.430	57.712 (3)	75.35	0.036	17:23:26.276
5 -	34.481	23.220	57.701 (2)	75.36	0.025	17:24:23.977
6 -	34.571	23.105	57.676 (1)	75.39		17:25:21.653
7 -	34.547	23.268	57.815	75.21	0.139	17:26:19.468
8 -	34.843	23.469	58.312	74.57	0.636	17:27:17.780
9 -	34.827	23.251	58.078	74.87	0.402	17:28:15.858

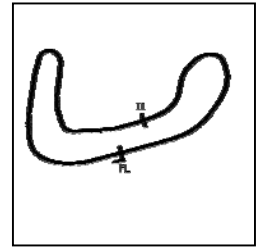
Weather / Track : Cloudy / Dry

Brands Hatch Indy
Circuit Length = 1.2079 miles
Start: 17:19 Flag 17:28 End: 17:29

BMCRC - MRO Championships 2019 - Rnd 9 @ Brands Hatch Indy

EDlasia Formula 400 & Rookie 400 & Junior Supersport

RACE 16 - SECTOR ANALYSIS



SECTOR 1 = FL to I1, SECTOR 2 = I1 to FL, DIFF = Difference To Personal Best Lap, P = Crossed Finish Line in Pit Lane, D = Time Disallowed

P17 77 JSS		Joe WHITE		Kawasaki NINJA 300 - Just In Graphics / MZ Contracts			
IDEAL LAP TIME : 58.439		BEST LAP TIME : 58.535		DIFFERENCE : 0.096			
LAP	SECTOR 1	SECTOR 2	LAP TIME	MPH	DIFF	TIME OF DAY	
1 -		24.003	1:07.898	64.04	9.363	17:20:32.963	
2 -	35.094	23.441	58.535 (1)	74.29		17:21:31.498	
3 -	35.011	23.566	58.577 (2)	74.23	0.042	17:22:30.075	
4 -	35.290	23.428	58.718 (3)	74.05	0.183	17:23:28.793	
5 -	35.401	23.450	58.851	73.89	0.316	17:24:27.644	
6 -	35.450	23.707	59.157	73.50	0.622	17:25:26.801	
7 -	35.821	23.525	59.346	73.27	0.811	17:26:26.147	
8 -	35.556	23.868	59.424	73.17	0.889	17:27:25.571	
9 -	35.644	23.548	59.192	73.46	0.657	17:28:24.763	

P18 67 R		Robben FALVEY		Kawasaki ZXR400 - Hogg Racing			
IDEAL LAP TIME : 1:07.624		BEST LAP TIME : 1:08.254		DIFFERENCE : 0.630			
LAP	SECTOR 1	SECTOR 2	LAP TIME	MPH	DIFF	TIME OF DAY	
1 -		28.103	1:19.356	54.79	11.102	17:20:44.421	
2 -	42.914	27.395	1:10.309	61.84	2.055	17:21:54.730	
3 -	42.230	27.450	1:09.680	62.40	1.426	17:23:04.410	
4 -	41.317	27.010	1:08.327 (2)	63.64	0.073	17:24:12.737	
5 -	40.958	27.296	1:08.254 (1)	63.71		17:25:20.991	
6 -	42.303	26.969	1:09.272	62.77	1.018	17:26:30.263	
7 -	42.125	26.666	1:08.791 (3)	63.21	0.537	17:27:39.054	
8 -	41.773	27.073	1:08.846	63.16	0.592	17:28:47.900	

Weather / Track : Cloudy / Dry

Brands Hatch Indy
Circuit Length = 1.2079 miles
Start: 17:19 Flag 17:28 End: 17:29

BMCRC - MRO Championships 2019 - Rnd 9 @ Brands Hatch Indy

EDlasia Formula 400 & Rookie 400 & Junior Supersport

RACE 16 - BEST SECTORS

SECTOR 1			SECTOR 2			IDEAL / BEST COMPARISON						
POS	NO	NAME	TIME	NO	NAME	TIME	POS	NO	NAME	IDEAL	BEST	DIFF
									PERFECT LAP	50.213		
1	126	DAVIES	29.953	14	BURRAGE	20.260	1	126	DAVIES	50.373	50.424	0.051
2	14	BURRAGE	30.139	126	DAVIES	20.420	2	14	BURRAGE	50.399	50.405	0.006
3	86	SCOTT	31.030	86	SCOTT	20.839	3	86	SCOTT	51.869	51.949	0.080
4	78	GILL	31.138	78	GILL	20.984	4	78	GILL	52.122	52.136	0.014
5	13	EDMONDSON	31.595	13	EDMONDSON	21.387	5	13	EDMONDSON	52.982	52.982	0.000
6	85	ROBINSON	32.297	57	FISHER	21.700	6	85	ROBINSON	54.130	54.251	0.121
7	57	FISHER	32.488	85	ROBINSON	21.833	7	57	FISHER	54.188	54.330	0.142
8	47	CLARK	32.870	47	CLARK	21.995	8	47	CLARK	54.865	55.134	0.269
9	65	MOXON	33.209	65	MOXON	22.044	9	65	MOXON	55.253	55.253	0.000
10	20	SWYER	33.279	20	SWYER	22.233	10	20	SWYER	55.512	55.512	0.000
11	56	SWYER	33.374	35	DIGBY-BAKER	22.428	11	56	SWYER	55.860	55.860	0.000
12	35	DIGBY-BAKER	33.561	52	JARMAN	22.439	12	35	DIGBY-BAKER	55.989	56.015	0.026
13	68	ALLEN	33.853	56	SWYER	22.486	13	52	JARMAN	56.302	56.302	0.000
14	52	JARMAN	33.863	68	ALLEN	22.796	14	68	ALLEN	56.649	56.814	0.165
15	155	DESSOY	34.282	155	DESSOY	23.105	15	155	DESSOY	57.387	57.676	0.289
16	55	COOPER	34.554	55	COOPER	23.120	16	55	COOPER	57.674	57.886	0.212
17	77	WHITE	35.011	77	WHITE	23.428	17	77	WHITE	58.439	58.535	0.096
18	67	FALVEY	40.958	67	FALVEY	26.666	18	67	FALVEY	1:07.624	1:08.254	0.630

Weather / Track : Cloudy / Dry

Results can be found at www.tsl-timing.com

Brands Hatch Indy
Circuit Length = 1.2079 miles
Start: 17:19 Flag 17:28 End: 17:29

Printed - 17:32 Saturday, 05 October 2019

BMCRC - MRO Championships 2019 - Rnd 9 @ Brands Hatch Indy

EDlasia Formula 400 & Rookie 400 & Junior Supersport

RACE 16 - STATISTICS

Competitors Started 18
Planned Start 2019-10-05 @ 17:10:00.000
Actual Start 2019-10-05 @ 17:19:25.064
Finish Time 2019-10-05 @ 17:28:00.859
Track Length 1.2079mi.
Total Laps 171
Total Distance Covered 206.5586mi.

Session Fastest Lap History

NO	CL	NAME	LAP TIME	TIME OF DAY	LAP	VEHICLE
14		Chris BURRAGE	51.067	17:21:13.426	2	Kawasaki ZXR 400
126		Glynn DAVIES	50.520	17:21:14.643	2	Kawasaki ZXR400
126		Glynn DAVIES	50.480	17:22:05.122	3	Kawasaki ZXR400
126		Glynn DAVIES	50.424	17:23:46.673	5	Kawasaki ZXR400
14		Chris BURRAGE	50.405	17:25:26.641	7	Kawasaki ZXR 400

Session Leader History

NO	CL	NAME	FROM LAP	LAPS LED	DISTANCE	VEHICLE
14		Chris BURRAGE	1	7	8.45 miles	Kawasaki ZXR 400
126		Glynn DAVIES	8	3	3.62 miles	Kawasaki ZXR400

Flag History

TYPE	TIME OF DAY
GREEN	17:19:25.064
FINISH	17:28:00.859

Flag Statistics

TYPE	COUNT	TOTAL LAPS	TOTAL TIME
Green	1	10	9:44.995
Red	0	0	0.000
Safety Car	0	0	0.000
FCY	0	0	0.000

Weather / Track : Cloudy / Dry

These results are provisional until the conclusion of any judicial and technical matters.

Brands Hatch Indy

Circuit Length = 1.2079 miles

Start: 17:19 Flag 17:28 End: 17:29

Clerk Of Course :		Timekeeper :
-------------------	--	--------------

BMCRC - MRO Championships 2019 - Rnd 9 @ Brands Hatch Indy

EDlasia Formula 400 & Rookie 400 & Junior Supersport

RACE 16 - STATISTICS

CLASS :

11 Starters

Fastest Lap History

NO	NAME	LAP TIME	TIME OF DAY	LAP	VEHICLE
14	Chris BURRAGE	51.067	17:21:13.426	2	Kawasaki ZXR 400
126	Glynn DAVIES	50.520	17:21:14.643	2	Kawasaki ZXR400
126	Glynn DAVIES	50.480	17:22:05.122	3	Kawasaki ZXR400
126	Glynn DAVIES	50.424	17:23:46.673	5	Kawasaki ZXR400
14	Chris BURRAGE	50.405	17:25:26.641	7	Kawasaki ZXR 400

Leader History

NO	NAME	FROM LAP	LAPS LED	DISTANCE	VEHICLE
126	Glynn DAVIES	1	10	12.07 miles	Kawasaki ZXR400

Weather / Track : Cloudy / Dry

These results are provisional until the conclusion of any judicial and technical matters.

Brands Hatch Indy

Circuit Length = 1.2079 miles

Start: 17:19 Flag 17:28 End: 17:29

Clerk Of Course :

Timekeeper :

BMCRC - MRO Championships 2019 - Rnd 9 @ Brands Hatch Indy

EDlasia Formula 400 & Rookie 400 & Junior Supersport

RACE 16 - STATISTICS

CLASS : S

3 Starters

Fastest Lap History

NO	NAME	LAP TIME	TIME OF DAY	LAP	VEHICLE
13	Doug EDMONDSON	52.982	17:21:17.360	2	Yamaha TZR250

Leader History

NO	NAME	FROM LAP	LAPS LED	DISTANCE	VEHICLE
13	Doug EDMONDSON	1	10	12.07 miles	Yamaha TZR250

Weather / Track : Cloudy / Dry

These results are provisional until the conclusion of any judicial and technical matters.

Brands Hatch Indy

Circuit Length = 1.2079 miles

Start: 17:19 Flag 17:28 End: 17:29

Clerk Of Course :

Timekeeper :

BMCRC - MRO Championships 2019 - Rnd 9 @ Brands Hatch Indy

EDlasia Formula 400 & Rookie 400 & Junior Supersport

RACE 16 - STATISTICS

CLASS : R

1 Starters

Fastest Lap History

NO	NAME	LAP TIME	TIME OF DAY	LAP	VEHICLE
67	Robben FALVEY	1:10.309	17:21:54.758	2	Kawasaki ZXR400
67	Robben FALVEY	1:09.680	17:23:04.437	3	Kawasaki ZXR400
67	Robben FALVEY	1:08.327	17:24:12.762	4	Kawasaki ZXR400
67	Robben FALVEY	1:08.254	17:25:21.018	5	Kawasaki ZXR400

Leader History

NO	NAME	FROM LAP	LAPS LED	DISTANCE	VEHICLE
67	Robben FALVEY	1	8	9.66 miles	Kawasaki ZXR400

Weather / Track : Cloudy / Dry

These results are provisional until the conclusion of any judicial and technical matters.

Brands Hatch Indy

Circuit Length = 1.2079 miles

Start: 17:19 Flag 17:28 End: 17:29

Clerk Of Course :

Timekeeper :

BMCRC - MRO Championships 2019 - Rnd 9 @ Brands Hatch Indy

EDlasia Formula 400 & Rookie 400 & Junior Supersport

RACE 16 - STATISTICS

CLASS : JSS

3 Starters

Fastest Lap History

NO	NAME	LAP TIME	TIME OF DAY	LAP	VEHICLE
68	Lucca ALLEN	57.412	17:21:29.916	2	
68	Lucca ALLEN	57.210	17:22:27.126	3	
68	Lucca ALLEN	56.814	17:23:23.940	4	

Leader History

NO	NAME	FROM LAP	LAPS LED	DISTANCE	VEHICLE
68	Lucca ALLEN	1	9	10.87 miles	

Weather / Track : Cloudy / Dry

These results are provisional until the conclusion of any judicial and technical matters.

Brands Hatch Indy

Circuit Length = 1.2079 miles

Start: 17:19 Flag 17:28 End: 17:29

Clerk Of Course :

Timekeeper :

BMCRC - MRO Championships 2019 - Rnd 9 @ Brands Hatch Indy

EDlasia Formula 400 & Rookie 400 & Junior Supersport

RACE 5 - GRID (12 Laps)



ROW 7		20	191	James SEATH	19	97	Nicholas TAIG						
ROW 6	1:08.254	18	67	Robben FALVEY	17	77	Joe WHITE	58.535	16	55	Nick COOPER	57.886	
ROW 5		15	155	Harrison DESSOY	57.676	14	68	Lucca ALLEN	56.814	13	52	Gary JARMAN	56.302
ROW 4		12	35	Sam DIGBY-BAKER	56.015	11	56	Kallam SWYER	55.860	10	20	Connor SWYER	55.512
ROW 3		9	65	Andrew MOXON	55.253	8	47	Allan CLARK	55.134	7	57	Paul FISHER	54.330
ROW 2		6	85	James ROBINSON	54.251	5	13	Doug EDMONDSON	52.982	4	78	Andy GILL	52.136
ROW 1		3	86	Mathew SCOTT	51.949	2	126	Glynn DAVIES	50.424	1	14	Chris BURRAGE	50.405
												Pole	

Brands Hatch Indy
Circuit Length = 1.2079 miles

These results are provisional until the conclusion of any judicial and technical matters.

Clerk Of Course :	Steward :	Timekeeper :
-------------------	-----------	--------------

Results can be found at www.tsl-timing.com

Printed - 17:31 Saturday, 05 October 2019



BMCRC - MRO Championships 2019 - Rnd 9 @ Brands Hatch Indy

EDlasia Formula 400 & Rookie 400 & Junior Supersport

RACE 5 - CLASSIFICATION



POS	NO	CL	PIC NAME	ENTRY	LAPS	TIME	GAP	DIFF	MPH	BEST	ON
1	126		1 Glynn DAVIES	Kawasaki ZXR400 -	12	11:07.361			78.19	54.393	11
2	85		2 James ROBINSON	Kawasaki ZXR400 - claire palastanga ceramics	12	11:33.769	26.408	26.408	75.21	56.243	12
3	20		3 Connor SWYER	Kawasaki ZXR 400 - WSC Performance & Owkay clo	12	11:44.659	37.298	10.890	74.05	56.832	12
4	86		4 Mathew SCOTT	Kawasaki ZXR - Dynotech Performance	12	11:45.179	37.818	0.520	73.99	57.118	10
5	68	JSS	1 Lucca ALLEN	- Mark Allen Autosmart	12	11:56.533	49.172	11.354	72.82	58.134	12
6	13	S	1 Doug EDMONDSON	Yamaha TZR250 - Stan Stephens Tuning	12	11:59.366	52.005	2.833	72.54	58.532	12
7	52		5 Gary JARMAN	Kawasaki ZXR 400 -	12	12:01.383	54.022	2.017	72.33	58.490	8
8	35	S	2 Sam DIGBY-BAKER	Kawasaki ZXR400 -	12	12:07.415	1:00.054	6.032	71.73	58.764	2
9	56		6 Kallam SWYER	Kawasaki ZXR400 - Cannadox CBD OIL and lleithyr	11	11:21.131	1 Lap	1 Lap	70.22	59.696	9
10	155	JSS	2 Harrison DESSOY	Ninja 400 - Eastern Garage Racing	11	11:21.408	1 Lap	0.277	70.19	59.840	10
11	77	JSS	3 Joe WHITE	Kawasaki NINJA 300 - Just In Graphics / MZ Contra	11	11:43.038	1 Lap	21.630	68.03	1:01.680	11
12	55	S	3 Nick COOPER	Honda RVF400NC35 - Skinti Racing - Wemoto.com	10	11:12.392	2 Laps	1 Lap	64.67	1:05.115	9

NOT CLASSIFIED

DNF	191		James SEATH	Kawasaki ZXR400 - Ovenden Earthmoving	4	4:02.087	8 Laps	6 Laps	71.85	57.038	2
DNF	14		Chris BURRAGE	Kawasaki ZXR 400 - Seton tuning	1	1:04.111	11 Laps	3 Laps	67.82		
DNF	57		Paul FISHER	Kawasaki ZXR400 -	1	1:09.103	11 Laps	4.992	62.92		

FASTEST LAP

	126		Glynn DAVIES	Kawasaki ZXR400 -	11	54.393		79.94 mph		128.66 kph	
	68	JSS	Lucca ALLEN	- Mark Allen Autosmart	12	58.134		74.80 mph		120.38 kph	
	13	S	Doug EDMONDSON	Yamaha TZR250 - Stan Stephens Tuning	12	58.532		74.29 mph		119.56 kph	

Class - 92.5% of Race Speed = 72.32 mph

Class JSS - 92.5% of Race Speed = 67.35 mph

Class S - 92.5% of Race Speed = 67.09 mph

Brands Hatch Indy

Circuit Length = 1.2079 miles

Start: 12:05 Flag 12:16 End: 12:17

Weather / Track : Cloudy / Wet

These results are provisional until the conclusion of any judicial and technical matters.

Clerk Of Course :	Steward :	Timekeeper :

Results can be found at www.tsl-timing.com

Printed - 12:22 Sunday, 06 October 2019



BMCRC - MRO Championships 2019 - Rnd 9 @ Brands Hatch Indy

EDlasia Formula 400 & Rookie 400 & Junior Supersport

RACE 5 - LAP CHART

LAP 1 @ 12:06:41.628		
NO	BEHIND	LAP TIME

126		1:00.744
14	3.367	1:04.111
85	4.191	1:04.935
191	4.867	1:05.611
86	5.068	1:05.812
13	5.894	1:06.638
20	5.986	1:06.730
52	6.401	1:07.145
68	7.035	1:07.779
57	8.359	1:09.103
56	8.498	1:09.242
35	8.585	1:09.329
155	9.341	1:10.085
55	14.831	1:15.575
77	15.186	1:15.930

LAP 2 @ 12:07:37.259		
NO	BEHIND	LAP TIME

126		55.631
85	6.211	57.651
191	6.274	57.038
86	9.026	59.589
20	9.094	58.739
52	11.224	1:00.454
13	11.268	1:01.005
35	11.718	58.764
68	12.041	1:00.637
56	15.693	1:02.826
155	15.906	1:02.196
77	25.184	1:05.629
55	28.049	1:08.849

LAP 3 @ 12:08:32.535		
NO	BEHIND	LAP TIME

126		55.276
191	9.011	58.013
85	9.063	58.128
20	12.487	58.669
86	12.498	58.748
52	14.764	58.816
13	14.916	58.924
68	15.786	59.021
35	15.980	59.538
56	23.091	1:02.674
155	23.302	1:02.672
77	33.301	1:03.393
55	40.811	1:08.038

LAP 4 @ 12:09:28.047		
NO	BEHIND	LAP TIME

126		55.512
85	11.087	57.536
191	14.924	1:01.425
20	15.418	58.443
86	15.859	58.873
52	17.978	58.726
13	18.469	59.065
68	19.181	58.907
35	19.627	59.159
56	29.686	1:02.107

155	30.110	1:02.320
77	40.228	1:02.439
55	51.964	1:06.665

LAP 5 @ 12:10:22.852		
NO	BEHIND	LAP TIME

126		54.805
85	13.751	57.469
20	18.929	58.316
86	19.320	58.266
52	22.758	59.585
13	23.032	59.368
68	23.634	59.258
35	24.974	1:00.152
56	36.699	1:01.818
155	36.954	1:01.649
77	47.622	1:02.199

LAP 6 @ 12:11:18.318		
NO	BEHIND	LAP TIME

126		55.466
55	1 Lap	1:05.875
85	15.338	57.053
20	21.753	58.290
86	22.285	58.431
68	26.722	58.554
52	26.808	59.516
13	27.292	59.726
35	29.823	1:00.315
56	43.286	1:02.053
155	43.705	1:02.217
77	53.850	1:01.694

LAP 7 @ 12:12:13.233		
NO	BEHIND	LAP TIME

126		54.915
85	17.733	57.310
55	1 Lap	1:05.643
20	25.012	58.174
86	25.522	58.152
68	30.317	58.510
52	30.747	58.854
13	31.503	59.126
35	34.354	59.446
56	48.815	1:00.444
155	49.090	1:00.300

LAP 8 @ 12:13:07.919		
NO	BEHIND	LAP TIME

126		54.686
77	1 Lap	1:02.865
85	20.617	57.570
20	28.298	57.972
86	28.830	57.994
55	1 Lap	1:05.566
68	34.027	58.396
52	34.551	58.490
13	35.879	59.062
35	39.364	59.696
56	54.397	1:00.268
155	54.627	1:00.223

LAP 9 @ 12:14:02.876		
NO	BEHIND	LAP TIME

126		54.957
77	1 Lap	1:02.379
85	22.315	56.655
20	31.024	57.683
86	31.546	57.673
52	39.029	59.435
68	39.410	1:00.340
55	1 Lap	1:05.650
13	40.881	59.959
35	44.730	1:00.323

LAP 10 @ 12:14:58.817		
NO	BEHIND	LAP TIME

126		55.941
56	1 Lap	59.696
155	1 Lap	59.943
77	1 Lap	1:02.581
85	23.163	56.789
20	32.358	57.275
86	32.723	57.118
68	42.265	58.796
52	42.905	59.817
13	44.099	59.159
35	48.660	59.871
55	1 Lap	1:05.115

LAP 11 @ 12:15:53.210		
NO	BEHIND	LAP TIME

126		54.393
56	1 Lap	59.924
155	1 Lap	59.840
85	25.200	56.430
77	1 Lap	1:02.249
20	35.501	57.536
86	35.580	57.250
68	46.073	58.201
52	48.290	59.778
13	48.508	58.802
35	54.506	1:00.239

LAP 12 @ 12:16:48.245		
NO	BEHIND	LAP TIME

126		55.035
55	2 Laps	1:05.416
56	1 Lap	1:00.079
155	1 Lap	59.963
85	26.408	56.243
77	1 Lap	1:01.680
20	37.298	56.832
86	37.818	57.273
68	49.172	58.134
13	52.005	58.532
52	54.022	1:00.767
35	1:00.054	1:00.583

Weather / Track : Cloudy / Wet

Results can be found at www.tsl-timing.com

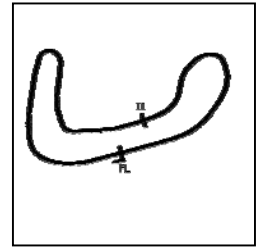
Brands Hatch Indy
Circuit Length = 1.2079 miles
Start: 12:05 Flag 12:16 End: 12:17

Printed - 12:27 Sunday, 06 October 2019

BMCRC - MRO Championships 2019 - Rnd 9 @ Brands Hatch Indy

EDlasia Formula 400 & Rookie 400 & Junior Supersport

RACE 5 - SECTOR ANALYSIS



SECTOR 1 = FL to I1, SECTOR 2 = I1 to FL, DIFF = Difference To Personal Best Lap, P = Crossed Finish Line in Pit Lane, D = Time Disallowed

P1 126		Glynn DAVIES		Kawasaki ZXR400 -		
IDEAL LAP TIME : 54.393		BEST LAP TIME : 54.393		DIFFERENCE : 0.000		
LAP	SECTOR 1	SECTOR 2	LAP TIME	MPH	DIFF	TIME OF DAY
1 -		21.411	1:00.744	71.58	6.351	12:06:41.628
2 -	33.975	21.656	55.631	78.16	1.238	12:07:37.259
3 -	33.909	21.367	55.276	78.67	0.883	12:08:32.535
4 -	33.902	21.610	55.512	78.33	1.119	12:09:28.047
5 -	33.491	21.314	54.805 (3)	79.34	0.412	12:10:22.852
6 -	33.972	21.494	55.466	78.40	1.073	12:11:18.318
7 -	33.485	21.430	54.915	79.18	0.522	12:12:13.233
8 -	33.415	21.271	54.686 (2)	79.51	0.293	12:13:07.919
9 -	33.525	21.432	54.957	79.12	0.564	12:14:02.876
10 -	34.669	21.272	55.941	77.73	1.548	12:14:58.817
11 -	33.162	21.231	54.393 (1)	79.94		12:15:53.210
12 -	33.591	21.444	55.035	79.01	0.642	12:16:48.245

P2 85		James ROBINSON		Kawasaki ZXR400 - claire palastanga ceramics		
IDEAL LAP TIME : 56.182		BEST LAP TIME : 56.243		DIFFERENCE : 0.061		
LAP	SECTOR 1	SECTOR 2	LAP TIME	MPH	DIFF	TIME OF DAY
1 -		22.866	1:04.935	66.96	8.692	12:06:45.819
2 -	34.651	23.000	57.651	75.42	1.408	12:07:43.470
3 -	35.079	23.049	58.128	74.81	1.885	12:08:41.598
4 -	34.937	22.599	57.536	75.58	1.293	12:09:39.134
5 -	34.629	22.840	57.469	75.66	1.226	12:10:36.603
6 -	34.345	22.708	57.053	76.22	0.810	12:11:33.656
7 -	34.914	22.396	57.310	75.87	1.067	12:12:30.966
8 -	35.112	22.458	57.570	75.53	1.327	12:13:28.536
9 -	34.385	22.270	56.655 (3)	76.75	0.412	12:14:25.191
10 -	34.366	22.423	56.789	76.57	0.546	12:15:21.980
11 -	34.088	22.342	56.430 (2)	77.06	0.187	12:16:18.410
12 -	33.912	22.331	56.243 (1)	77.31		12:17:14.653

P3 20		Connor SWYER		Kawasaki ZXR 400 - WSC Performace & Owkay clothing		
IDEAL LAP TIME : 56.832		BEST LAP TIME : 56.832		DIFFERENCE : 0.000		
LAP	SECTOR 1	SECTOR 2	LAP TIME	MPH	DIFF	TIME OF DAY
1 -		23.782	1:06.730	65.16	9.898	12:06:47.614
2 -	35.417	23.322	58.739	74.03	1.907	12:07:46.353
3 -	35.680	22.989	58.669	74.12	1.837	12:08:45.022
4 -	35.420	23.023	58.443	74.40	1.611	12:09:43.465
5 -	35.270	23.046	58.316	74.56	1.484	12:10:41.781
6 -	35.301	22.989	58.290	74.60	1.458	12:11:40.071
7 -	35.243	22.931	58.174	74.75	1.342	12:12:38.245
8 -	34.939	23.033	57.972	75.01	1.140	12:13:36.217
9 -	34.998	22.685	57.683	75.38	0.851	12:14:33.900
10 -	34.586	22.689	57.275 (2)	75.92	0.443	12:15:31.175
11 -	34.728	22.808	57.536 (3)	75.58	0.704	12:16:28.711
12 -	34.296	22.536	56.832 (1)	76.51		12:17:25.543

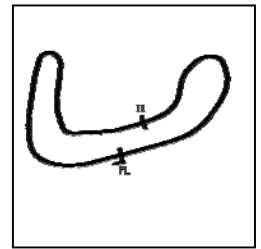
Weather / Track : Cloudy / Wet

Brands Hatch Indy
Circuit Length = 1.2079 miles
Start: 12:05 Flag 12:16 End: 12:17

BMCRC - MRO Championships 2019 - Rnd 9 @ Brands Hatch Indy

EDlasia Formula 400 & Rookie 400 & Junior Supersport

RACE 5 - SECTOR ANALYSIS



SECTOR 1 = FL to I1, SECTOR 2 = I1 to FL, DIFF = Difference To Personal Best Lap, P = Crossed Finish Line in Pit Lane, D = Time Disallowed

P4 86 Mathew SCOTT		Kawasaki ZXR - Dynotech Performance				
IDEAL LAP TIME : 56.953		BEST LAP TIME : 57.118		DIFFERENCE : 0.165		
LAP	SECTOR 1	SECTOR 2	LAP TIME	MPH	DIFF	TIME OF DAY
1 -		23.860	1:05.812	66.07	8.694	12:06:46.696
2 -	35.931	23.658	59.589	72.97	2.471	12:07:46.285
3 -	35.244	23.504	58.748	74.02	1.630	12:08:45.033
4 -	35.752	23.121	58.873	73.86	1.755	12:09:43.906
5 -	35.509	22.757	58.266	74.63	1.148	12:10:42.172
6 -	35.006	23.425	58.431	74.42	1.313	12:11:40.603
7 -	34.925	23.227	58.152	74.77	1.034	12:12:38.755
8 -	34.842	23.152	57.994	74.98	0.876	12:13:36.749
9 -	34.766	22.907	57.673	75.40	0.555	12:14:34.422
10 -	34.196	22.922	57.118 (1)	76.13		12:15:31.540
11 -	34.233	23.017	57.250 (2)	75.95	0.132	12:16:28.790
12 -	34.359	22.914	57.273 (3)	75.92	0.155	12:17:26.063

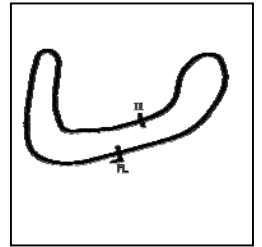
P5 68 JSS Lucca ALLEN		- Mark Allen Autosmart				
IDEAL LAP TIME : 58.134		BEST LAP TIME : 58.134		DIFFERENCE : 0.000		
LAP	SECTOR 1	SECTOR 2	LAP TIME	MPH	DIFF	TIME OF DAY
1 -		24.050	1:07.779	64.15	9.645	12:06:48.663
2 -	36.371	24.266	1:00.637	71.71	2.503	12:07:49.300
3 -	35.749	23.272	59.021	73.67	0.887	12:08:48.321
4 -	35.227	23.680	58.907	73.82	0.773	12:09:47.228
5 -	35.438	23.820	59.258	73.38	1.124	12:10:46.486
6 -	35.112	23.442	58.554	74.26	0.420	12:11:45.040
7 -	35.159	23.351	58.510	74.32	0.376	12:12:43.550
8 -	35.062	23.334	58.396 (3)	74.46	0.262	12:13:41.946
9 -	35.177	25.163	1:00.340	72.06	2.206	12:14:42.286
10 -	35.309	23.487	58.796	73.96	0.662	12:15:41.082
11 -	35.031	23.170	58.201 (2)	74.71	0.067	12:16:39.283
12 -	35.023	23.111	58.134 (1)	74.80		12:17:37.417

P6 13 S Doug EDMONDSON		Yamaha TZR250 - Stan Stephens Tuning				
IDEAL LAP TIME : 58.096		BEST LAP TIME : 58.532		DIFFERENCE : 0.436		
LAP	SECTOR 1	SECTOR 2	LAP TIME	MPH	DIFF	TIME OF DAY
1 -		24.169	1:06.638	65.25	8.106	12:06:47.522
2 -	36.741	24.264	1:01.005	71.28	2.473	12:07:48.527
3 -	35.775	23.149	58.924 (3)	73.80	0.392	12:08:47.451
4 -	35.617	23.448	59.065	73.62	0.533	12:09:46.516
5 -	35.855	23.513	59.368	73.24	0.836	12:10:45.884
6 -	36.042	23.684	59.726	72.80	1.194	12:11:45.610
7 -	35.706	23.420	59.126	73.54	0.594	12:12:44.736
8 -	35.630	23.432	59.062	73.62	0.530	12:13:43.798
9 -	36.163	23.796	59.959	72.52	1.427	12:14:43.757
10 -	35.592	23.567	59.159	73.50	0.627	12:15:42.916
11 -	35.210	23.592	58.802 (2)	73.95	0.270	12:16:41.718
12 -	35.646	22.886	58.532 (1)	74.29		12:17:40.250

BMCRC - MRO Championships 2019 - Rnd 9 @ Brands Hatch Indy

EDlasia Formula 400 & Rookie 400 & Junior Supersport

RACE 5 - SECTOR ANALYSIS



SECTOR 1 = FL to I1, SECTOR 2 = I1 to FL, DIFF = Difference To Personal Best Lap, P = Crossed Finish Line in Pit Lane, D = Time Disallowed

P7 52 Gary JARMAN		Kawasaki ZXR 400 -				
IDEAL LAP TIME : 58.319		BEST LAP TIME : 58.490		DIFFERENCE : 0.171		
LAP	SECTOR 1	SECTOR 2	LAP TIME	MPH	DIFF	TIME OF DAY
1 -		23.901	1:07.145	64.76	8.655	12:06:48.029
2 -	36.537	23.917	1:00.454	71.93	1.964	12:07:48.483
3 -	35.474	23.342	58.816 (3)	73.93	0.326	12:08:47.299
4 -	35.388	23.338	58.726 (2)	74.04	0.236	12:09:46.025
5 -	36.141	23.444	59.585	72.98	1.095	12:10:45.610
6 -	35.444	24.072	59.516	73.06	1.026	12:11:45.126
7 -	35.807	23.047	58.854	73.88	0.364	12:12:43.980
8 -	35.392	23.098	58.490 (1)	74.34		12:13:42.470
9 -	35.272	24.163	59.435	73.16	0.945	12:14:41.905
10 -	35.985	23.832	59.817	72.69	1.327	12:15:41.722
11 -	35.976	23.802	59.778	72.74	1.288	12:16:41.500
12 -	36.586	24.181	1:00.767	71.56	2.277	12:17:42.267

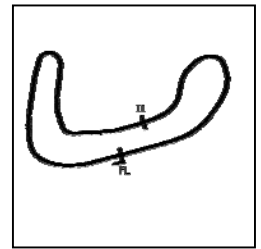
P8 35 S Sam DIGBY-BAKER		Kawasaki ZXR400 -				
IDEAL LAP TIME : 58.764		BEST LAP TIME : 58.764		DIFFERENCE : 0.000		
LAP	SECTOR 1	SECTOR 2	LAP TIME	MPH	DIFF	TIME OF DAY
1 -		24.201	1:09.329	62.72	10.565	12:06:50.213
2 -	35.561	23.203	58.764 (1)	74.00		12:07:48.977
3 -	36.207	23.331	59.538	73.03	0.774	12:08:48.515
4 -	35.708	23.451	59.159 (2)	73.50	0.395	12:09:47.674
5 -	36.186	23.966	1:00.152	72.29	1.388	12:10:47.826
6 -	36.362	23.953	1:00.315	72.09	1.551	12:11:48.141
7 -	35.748	23.698	59.446 (3)	73.15	0.682	12:12:47.587
8 -	36.025	23.671	59.696	72.84	0.932	12:13:47.283
9 -	36.487	23.836	1:00.323	72.08	1.559	12:14:47.606
10 -	35.988	23.883	59.871	72.63	1.107	12:15:47.477
11 -	36.391	23.848	1:00.239	72.18	1.475	12:16:47.716
12 -	36.661	23.922	1:00.583	71.77	1.819	12:17:48.299

P9 56 Kallam SWYER		Kawasaki ZXR400 - Cannadox CBD OIL and lleithyr farms				
IDEAL LAP TIME : 59.572		BEST LAP TIME : 59.696		DIFFERENCE : 0.124		
LAP	SECTOR 1	SECTOR 2	LAP TIME	MPH	DIFF	TIME OF DAY
1 -		24.285	1:09.242	62.80	9.546	12:06:50.126
2 -	38.498	24.328	1:02.826	69.21	3.130	12:07:52.952
3 -	38.282	24.392	1:02.674	69.38	2.978	12:08:55.626
4 -	38.220	23.887	1:02.107	70.01	2.411	12:09:57.733
5 -	37.962	23.856	1:01.818	70.34	2.122	12:10:59.551
6 -	38.460	23.593	1:02.053	70.07	2.357	12:12:01.604
7 -	36.872	23.572	1:00.444	71.94	0.748	12:13:02.048
8 -	36.970	23.298	1:00.268	72.15	0.572	12:14:02.316
9 -	36.676	23.020	59.696 (1)	72.84		12:15:02.012
10 -	36.592	23.332	59.924 (2)	72.56	0.228	12:16:01.936
11 -	37.099	22.980	1:00.079 (3)	72.38	0.383	12:17:02.015

BMCRC - MRO Championships 2019 - Rnd 9 @ Brands Hatch Indy

EDlasia Formula 400 & Rookie 400 & Junior Supersport

RACE 5 - SECTOR ANALYSIS



SECTOR 1 = FL to I1, SECTOR 2 = I1 to FL, DIFF = Difference To Personal Best Lap, P = Crossed Finish Line in Pit Lane, D = Time Disallowed

P10 155 JSS Harrison DESOY		Ninja 400 - Eastern Garage Racing				
IDEAL LAP TIME : 59.702		BEST LAP TIME : 59.840		DIFFERENCE : 0.138		
LAP	SECTOR 1	SECTOR 2	LAP TIME	MPH	DIFF	TIME OF DAY
1 -		24.265	1:10.085	62.04	10.245	12:06:50.969
2 -	37.958	24.238	1:02.196	69.91	2.356	12:07:53.165
3 -	38.088	24.584	1:02.672	69.38	2.832	12:08:55.837
4 -	38.207	24.113	1:02.320	69.77	2.480	12:09:58.157
5 -	37.505	24.144	1:01.649	70.53	1.809	12:10:59.806
6 -	38.213	24.004	1:02.217	69.89	2.377	12:12:02.023
7 -	36.485	23.815	1:00.300	72.11	0.460	12:13:02.323
8 -	36.617	23.606	1:00.223	72.20	0.383	12:14:02.546
9 -	36.589	23.354	59.943 (2)	72.54	0.103	12:15:02.489
10 -	36.348	23.492	59.840 (1)	72.67		12:16:02.329
11 -	36.593	23.370	59.963 (3)	72.52	0.123	12:17:02.292

P11 77 JSS Joe WHITE		Kawasaki NINJA 300 - Just In Graphics / MZ Contracts				
IDEAL LAP TIME : 1:01.514		BEST LAP TIME : 1:01.680		DIFFERENCE : 0.166		
LAP	SECTOR 1	SECTOR 2	LAP TIME	MPH	DIFF	TIME OF DAY
1 -		27.469	1:15.930	57.27	14.250	12:06:56.814
2 -	40.354	25.275	1:05.629	66.26	3.949	12:08:02.443
3 -	38.484	24.909	1:03.393	68.59	1.713	12:09:05.836
4 -	37.738	24.701	1:02.439	69.64	0.759	12:10:08.275
5 -	37.704	24.495	1:02.199 (3)	69.91	0.519	12:11:10.474
6 -	37.162	24.532	1:01.694 (2)	70.48	0.014	12:12:12.168
7 -	38.195	24.670	1:02.865	69.17	1.185	12:13:15.033
8 -	37.620	24.759	1:02.379	69.71	0.699	12:14:17.412
9 -	37.934	24.647	1:02.581	69.48	0.901	12:15:19.993
10 -	37.656	24.593	1:02.249	69.85	0.569	12:16:22.242
11 -	37.328	24.352	1:01.680 (1)	70.50		12:17:23.922

P12 55 S Nick COOPER		Honda RVF400NC35 - Skint Racing - Wemoto.com				
IDEAL LAP TIME : 1:04.859		BEST LAP TIME : 1:05.115		DIFFERENCE : 0.256		
LAP	SECTOR 1	SECTOR 2	LAP TIME	MPH	DIFF	TIME OF DAY
1 -		27.413	1:15.575	57.54	10.460	12:06:56.459
2 -	41.908	26.941	1:08.849	63.16	3.734	12:08:05.308
3 -	41.364	26.674	1:08.038	63.91	2.923	12:09:13.346
4 -	40.388	26.277	1:06.665	65.23	1.550	12:10:20.011
5 -	40.214	25.661	1:05.875	66.01	0.760	12:11:25.886
6 -	40.002	25.641	1:05.643	66.24	0.528	12:12:31.529
7 -	39.733	25.833	1:05.566 (3)	66.32	0.451	12:13:37.095
8 -	39.305	26.345	1:05.650	66.23	0.535	12:14:42.745
9 -	39.561	25.554	1:05.115 (1)	66.78		12:15:47.860
10 -	39.737	25.679	1:05.416 (2)	66.47	0.301	12:16:53.276

P13 191 James SEATH		Kawasaki ZXR400 - Ovenden Earthmoving				
IDEAL LAP TIME : 57.038		BEST LAP TIME : 57.038		DIFFERENCE : 0.000		
LAP	SECTOR 1	SECTOR 2	LAP TIME	MPH	DIFF	TIME OF DAY
1 -		23.045	1:05.611	66.27	8.573	12:06:46.495
2 -	34.194	22.844	57.038 (1)	76.24		12:07:43.533
3 -	34.761	23.252	58.013 (2)	74.95	0.975	12:08:41.546
4 -	37.270	24.155	1:01.425 (3)	70.79	4.387	12:09:42.971

P14 14 Chris BURRAGE		Kawasaki ZXR 400 - Seton tuning				
IDEAL LAP TIME : 58.173		BEST LAP TIME :		DIFFERENCE :		
LAP	SECTOR 1	SECTOR 2	LAP TIME	MPH	DIFF	TIME OF DAY
1 -		23.066	1:04.111	67.82		12:06:44.995

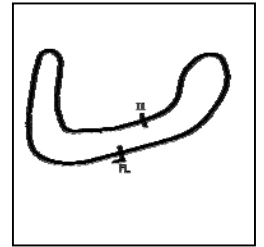
Weather / Track : Cloudy / Wet

Brands Hatch Indy
Circuit Length = 1.2079 miles
Start: 12:05 Flag 12:16 End: 12:17

BMCRC - MRO Championships 2019 - Rnd 9 @ Brands Hatch Indy

EDlasia Formula 400 & Rookie 400 & Junior Supersport

RACE 5 - SECTOR ANALYSIS



SECTOR 1 = FL to I1, SECTOR 2 = I1 to FL, DIFF = Difference To Personal Best Lap, P = Crossed Finish Line in Pit Lane, D = Time Disallowed

P15	57	Paul FISHER	Kawasaki ZXR400 -			
IDEAL LAP TIME : 1:04.867		BEST LAP TIME :	DIFFERENCE :			
LAP	SECTOR 1	SECTOR 2	LAP TIME	MPH	DIFF	TIME OF DAY
1 -		24.646	1:09.103	62.92		12:06:49.987

BMCRC - MRO Championships 2019 - Rnd 9 @ Brands Hatch Indy

EDlasia Formula 400 & Rookie 400 & Junior Supersport

RACE 5 - BEST SECTORS

SECTOR 1			SECTOR 2			IDEAL / BEST COMPARISON						
POS	NO	NAME	TIME	NO	NAME	TIME	POS	NO	NAME	IDEAL	BEST	DIFF
									PERFECT LAP	54.393		
1	126	DAVIES	33.162	126	DAVIES	21.231	1	126	DAVIES	54.393	54.393	0.000
2	85	ROBINSON	33.912	85	ROBINSON	22.270	2	85	ROBINSON	56.182	56.243	0.061
3	191	SEATH	34.194	20	SWYER	22.536	3	20	SWYER	56.832	56.832	0.000
4	86	SCOTT	34.196	86	SCOTT	22.757	4	86	SCOTT	56.953	57.118	0.165
5	20	SWYER	34.296	191	SEATH	22.844	5	191	SEATH	57.038	57.038	0.000
6	68	ALLEN	35.023	13	EDMONDSON	22.886	6	13	EDMONDSON	58.096	58.532	0.436
7	14	BURRAGE	35.107	56	SWYER	22.980	7	68	ALLEN	58.134	58.134	0.000
8	13	EDMONDSON	35.210	52	JARMAN	23.047	8	14	BURRAGE	58.173		
9	52	JARMAN	35.272	14	BURRAGE	23.066	9	52	JARMAN	58.319	58.490	0.171
10	35	DIGBY-BAKER	35.561	68	ALLEN	23.111	10	35	DIGBY-BAKER	58.764	58.764	0.000
11	155	DESSOY	36.348	35	DIGBY-BAKER	23.203	11	56	SWYER	59.572	59.696	0.124
12	56	SWYER	36.592	155	DESSOY	23.354	12	155	DESSOY	59.702	59.840	0.138
13	77	WHITE	37.162	77	WHITE	24.352	13	77	WHITE	1:01.514	1:01.680	0.166
14	55	COOPER	39.305	57	FISHER	24.646	14	55	COOPER	1:04.859	1:05.115	0.256
15	57	FISHER	40.221	55	COOPER	25.554	15	57	FISHER	1:04.867		

Weather / Track : Cloudy / Wet

Results can be found at www.tsl-timing.com

Brands Hatch Indy
Circuit Length = 1.2079 miles
Start: 12:05 Flag 12:16 End: 12:17

Printed - 12:26 Sunday, 06 October 2019

BMCRC - MRO Championships 2019 - Rnd 9 @ Brands Hatch Indy

EDlasia Formula 400 & Rookie 400 & Junior Supersport

RACE 5 - STATISTICS

Competitors Started 15
Planned Start 2019-10-06 @ 11:35:00.000
Actual Start 2019-10-06 @ 12:05:40.883
Finish Time 2019-10-06 @ 12:16:48.244
Track Length 1.2079mi.
Total Laps 145
Total Distance Covered 175.1521mi.

Session Fastest Lap History

NO	CL	NAME	LAP TIME	TIME OF DAY	LAP	VEHICLE
126		Glynn DAVIES	55.631	12:07:37.264	2	Kawasaki ZXR400
126		Glynn DAVIES	55.276	12:08:32.540	3	Kawasaki ZXR400
126		Glynn DAVIES	54.805	12:10:22.857	5	Kawasaki ZXR400
126		Glynn DAVIES	54.686	12:13:07.924	8	Kawasaki ZXR400
126		Glynn DAVIES	54.393	12:15:53.214	11	Kawasaki ZXR400

Session Leader History

NO	CL	NAME	FROM LAP	LAPS LED	DISTANCE	VEHICLE
126		Glynn DAVIES	1	12	14.49 miles	Kawasaki ZXR400

Flag History

TYPE	TIME OF DAY
GREEN	12:05:40.883
FINISH	12:16:48.244

Flag Statistics

TYPE	COUNT	TOTAL LAPS	TOTAL TIME
Green	1	12	12:11.658
Red	0	0	0.000
Safety Car	0	0	0.000
FCY	0	0	0.000

Weather / Track : Cloudy / Wet

These results are provisional until the conclusion of any judicial and technical matters.

Brands Hatch Indy

Circuit Length = 1.2079 miles

Start: 12:05 Flag 12:16 End: 12:17

Clerk Of Course :	Timekeeper :
-------------------	--------------

BMCRC - MRO Championships 2019 - Rnd 9 @ Brands Hatch Indy

EDlasia Formula 400 & Rookie 400 & Junior Supersport

RACE 5 - STATISTICS

CLASS :

9 Starters

Fastest Lap History

NO	NAME	LAP TIME	TIME OF DAY	LAP	VEHICLE
126	Glynn DAVIES	55.631	12:07:37.264	2	Kawasaki ZXR400
126	Glynn DAVIES	55.276	12:08:32.540	3	Kawasaki ZXR400
126	Glynn DAVIES	54.805	12:10:22.857	5	Kawasaki ZXR400
126	Glynn DAVIES	54.686	12:13:07.924	8	Kawasaki ZXR400
126	Glynn DAVIES	54.393	12:15:53.214	11	Kawasaki ZXR400

Leader History

NO	NAME	FROM LAP	LAPS LED	DISTANCE	VEHICLE
126	Glynn DAVIES	1	12	14.49 miles	Kawasaki ZXR400

Weather / Track : Cloudy / Wet

These results are provisional until the conclusion of any judicial and technical matters.

Brands Hatch Indy

Circuit Length = 1.2079 miles

Start: 12:05 Flag 12:16 End: 12:17

Clerk Of Course :

Timekeeper :

BMCRC - MRO Championships 2019 - Rnd 9 @ Brands Hatch Indy

EDlasia Formula 400 & Rookie 400 & Junior Supersport

RACE 5 - STATISTICS

CLASS : S

3 Starters

Fastest Lap History

NO	NAME	LAP TIME	TIME OF DAY	LAP	VEHICLE
13	Doug EDMONDSON	1:01.005	12:07:48.527	2	Yamaha TZR250
35	Sam DIGBY-BAKER	58.764	12:07:49.006	2	Kawasaki ZXR400
13	Doug EDMONDSON	58.532	12:17:40.262	12	Yamaha TZR250

Leader History

NO	NAME	FROM LAP	LAPS LED	DISTANCE	VEHICLE
13	Doug EDMONDSON	1	12	14.49 miles	Yamaha TZR250

Weather / Track : Cloudy / Wet

These results are provisional until the conclusion of any judicial and technical matters.

Brands Hatch Indy

Circuit Length = 1.2079 miles

Start: 12:05 Flag 12:16 End: 12:17

Clerk Of Course :

Timekeeper :

BMCRC - MRO Championships 2019 - Rnd 9 @ Brands Hatch Indy

EDlasia Formula 400 & Rookie 400 & Junior Supersport

RACE 5 - STATISTICS

CLASS : JSS

3 Starters

Fastest Lap History

NO	NAME	LAP TIME	TIME OF DAY	LAP	VEHICLE
68	Lucca ALLEN	1:00.637	12:07:49.312	2	
68	Lucca ALLEN	59.021	12:08:48.333	3	
68	Lucca ALLEN	58.907	12:09:47.241	4	
68	Lucca ALLEN	58.554	12:11:45.053	6	
68	Lucca ALLEN	58.510	12:12:43.562	7	
68	Lucca ALLEN	58.396	12:13:41.959	8	
68	Lucca ALLEN	58.201	12:16:39.297	11	
68	Lucca ALLEN	58.134	12:17:37.430	12	

Leader History

NO	NAME	FROM LAP	LAPS LED	DISTANCE	VEHICLE
68	Lucca ALLEN	1	12	14.49 miles	

Weather / Track : Cloudy / Wet

These results are provisional until the conclusion of any judicial and technical matters.

Brands Hatch Indy

Circuit Length = 1.2079 miles

Start: 12:05 Flag 12:16 End: 12:17

Clerk Of Course :

Timekeeper :

BMCRC - MRO Championships 2019 - Rnd 9 @ Brands Hatch Indy

EDlasia Formula 400 & Rookie 400 & Junior Supersport

RACE 17 - GRID (12 Laps)



ROW 7		20	97	Nicholas TAIG	19	78	Andy GILL						
ROW 6	18	67	Robben FALVEY	17	65	Andrew MOXON	16	47	Allan CLARK				
ROW 5		15	57	Paul FISHER	14	14	Chris BURRAGE	13	55	Nick COOPER	1:05.115		
ROW 4	12	77	Joe WHITE	1:01.680	11	155	Harrison DESSOY	59.840	10	56	Kallam SWYER	59.696	
ROW 3		9	35	Sam DIGBY-BAKER	58.764	8	13	Doug EDMONDSON	58.532	7	52	Gary JARMAN	58.490
ROW 2	6	68	Lucca ALLEN	58.134	5	86	Mathew SCOTT	57.118	4	191	James SEATH	57.038	
ROW 1		3	20	Connor SWYER	56.832	2	85	James ROBINSON	56.243	1	126	Glynn DAVIES	54.393
												Pole	

Brands Hatch Indy
Circuit Length = 1.2079 miles

These results are provisional until the conclusion of any judicial and technical matters.

Clerk Of Course :	Steward :	Timekeeper :
-------------------	-----------	--------------

Results can be found at www.tsl-timing.com

Printed - 12:25 Sunday, 06 October 2019



BMCRC - MRO Championships 2019 - Rnd 9 @ Brands Hatch Indy

EDlasia Formula 400 & Rookie 400 & Junior Supersport

RACE 17 - CLASSIFICATION



POS	NO	CL	PIC NAME	ENTRY	LAPS	TIME	GAP	DIFF	MPH	BEST	ON
1	126		1 Glynn DAVIES	Kawasaki ZXR400 -	12	10:26.607			83.27	51.365	2
2	86		2 Mathew SCOTT	Kawasaki ZXR - Dynotech Performance	12	10:42.681	16.074	16.074	81.19	52.414	12
3	191		3 James SEATH	Kawasaki ZXR400 - Ovenden Earthmoving	12	10:53.531	26.924	10.850	79.84	52.895	2
4	85		4 James ROBINSON	Kawasaki ZXR400 - claire palastanga ceramics	12	11:03.297	36.690	9.766	78.67	54.287	6
5	57		5 Paul FISHER	Kawasaki ZXR400 -	12	11:15.323	48.716	12.026	77.27	55.071	12
6	20		6 Connor SWYER	Kawasaki ZXR 400 - WSC Performance & Owkay clo	12	11:15.621	49.014	0.298	77.23	54.758	12
7	47		7 Allan CLARK	Kawasaki ZXR400 - A Clark & Sons Builders	12	11:21.327	54.720	5.706	76.59	54.800	8
8	52		8 Gary JARMAN	Kawasaki ZXR 400 -	11	10:33.272	1 Lap	1 Lap	75.53	56.281	10
9	3	JSS	1 Lewis JONES	Kawasaki NINJA 300 - 151 s	11	10:33.957	1 Lap	0.685	75.45	56.100	10
10	68	JSS	2 Lucca ALLEN	- Mark Allen Autosmart	11	10:34.029	1 Lap	0.072	75.44	56.147	10
11	35	S	1 Sam DIGBY-BAKER	Kawasaki ZXR400 -	11	10:38.644	1 Lap	4.615	74.90	56.640	7
12	55	S	2 Nick COOPER	Honda RVF400NC35 - Skint Racing - Wemoto.com	11	10:42.250	1 Lap	3.606	74.47	57.225	8
13	77	JSS	3 Joe WHITE	Kawasaki NINJA 300 - Just In Graphics / MZ Contra	11	10:59.126	1 Lap	16.876	72.57	58.246	11
14	155	JSS	4 Harrison DESSOY	Ninja 400 - Eastern Garage Racing	11	10:59.456	1 Lap	0.330	72.53	58.056	8

FASTEST LAP

126			Glynn DAVIES	Kawasaki ZXR400 -	2	51.365		84.66 mph	136.24 kph
3	JSS		Lewis JONES	Kawasaki NINJA 300 - 151 s	10	56.100		77.51 mph	124.74 kph
35	S		Sam DIGBY-BAKER	Kawasaki ZXR400 -	7	56.640		76.77 mph	123.55 kph

Class - 92.5% of Race Speed = 77.02 mph

Class JSS - 92.5% of Race Speed = 69.79 mph

Class S - 92.5% of Race Speed = 69.28 mph

Brands Hatch Indy

Circuit Length = 1.2079 miles

Start: 16:16 Flag 16:27 End: 16:28

Weather / Track : Cloudy / Dry

These results are provisional until the conclusion of any judicial and technical matters.

Clerk Of Course :	Steward :	Timekeeper :
-------------------	-----------	--------------

Results can be found at www.tsl-timing.com

Printed - 16:30 Sunday, 06 October 2019



BMCR - MRO Championships 2019 - Rnd 9 @ Brands Hatch Indy

EDlasia Formula 400 & Rookie 400 & Junior Supersport

RACE 17 - LAP CHART

LAP 1 @ 16:17:34.556

NO	BEHIND	LAP TIME
126		57.401
191	2.227	59.628
86	2.576	59.977
85	3.515	1:00.916
57	5.598	1:02.999
20	5.724	1:03.125
55	6.926	1:04.327
52	7.428	1:04.829
68	7.479	1:04.880
47	7.615	1:05.016
3	9.168	1:06.569
35	9.209	1:06.610
155	10.008	1:07.409
77	10.366	1:07.767

LAP 2 @ 16:18:25.921

NO	BEHIND	LAP TIME
126		51.365
191	3.757	52.895
86	4.370	53.159
85	6.713	54.563
57	9.781	55.548
20	10.524	56.165
55	13.738	58.177
52	13.805	57.742
47	13.916	57.666
68	14.159	58.045
3	14.756	56.953
35	15.422	57.578
155	17.969	59.326
77	18.232	59.231

LAP 3 @ 16:19:17.437

NO	BEHIND	LAP TIME
126		51.516
191	6.176	53.935
86	6.311	53.457
85	9.799	54.602
57	13.729	55.464
20	14.707	55.699
52	18.919	56.630
68	20.177	57.534
47	20.685	58.285
55	20.831	58.609
3	21.531	58.291
35	21.602	57.696
77	26.508	59.792
155	26.809	1:00.356

LAP 4 @ 16:20:09.074

NO	BEHIND	LAP TIME
126		51.637
191	8.223	53.684
86	8.376	53.702
85	12.720	54.558
57	18.090	55.998
20	19.025	55.955
52	24.394	57.112
47	24.703	55.655
68	25.703	57.163

3	26.181	56.287
55	26.874	57.680
35	27.712	57.747
155	33.739	58.567
77	33.838	58.967

LAP 5 @ 16:21:00.663

NO	BEHIND	LAP TIME
126		51.589
86	9.948	53.161
191	10.439	53.805
85	15.993	54.862
57	22.952	56.451
20	23.397	55.961
52	30.373	57.568
47	30.498	57.384
68	31.162	57.048
3	31.272	56.680
55	33.126	57.841
35	33.268	57.145
77	42.089	59.840
155	42.172	1:00.022

LAP 6 @ 16:21:52.465

NO	BEHIND	LAP TIME
126		51.802
86	11.360	53.214
191	11.831	53.194
85	18.478	54.287
57	27.390	56.240
20	27.410	55.815
47	34.456	55.760
52	35.588	57.017
68	36.230	56.870
3	36.357	56.887
55	38.776	57.452
35	39.080	57.614
155	48.833	58.463
77	49.042	58.755

LAP 7 @ 16:22:43.982

NO	BEHIND	LAP TIME
126		51.517
86	12.717	52.874
191	13.984	53.670
85	21.785	54.824
20	31.750	55.857
57	31.956	56.083
47	38.323	55.384
52	40.414	56.343
68	41.110	56.397
3	41.186	56.346
35	44.203	56.640
55	44.719	57.460

LAP 8 @ 16:23:35.992

NO	BEHIND	LAP TIME
126		52.010
155	1 Lap	58.195
77	1 Lap	59.333
86	13.558	52.851
191	16.134	54.160

85	24.903	55.128
20	35.488	55.748
57	35.744	55.798
47	41.113	54.800
52	45.098	56.694
68	45.774	56.674
3	45.823	56.647
35	48.997	56.804
55	49.934	57.225

LAP 9 @ 16:24:27.378

NO	BEHIND	LAP TIME
126		51.386
155	1 Lap	58.056
77	1 Lap	58.858
86	14.750	52.578
191	19.327	54.579
85	28.057	54.540
57	39.671	55.313
20	39.761	55.659
47	44.996	55.269
52	50.200	56.488
68	51.264	56.876
3	51.293	56.856

LAP 10 @ 16:25:19.482

NO	BEHIND	LAP TIME
126		52.104
35	1 Lap	56.910
55	1 Lap	57.329
86	15.265	52.619
155	1 Lap	1:00.525
77	1 Lap	58.763
191	21.510	54.287
85	30.789	54.836
57	42.838	55.271
20	43.359	55.702
47	47.964	55.072

LAP 11 @ 16:26:11.648

NO	BEHIND	LAP TIME
126		52.166
52	1 Lap	56.281
3	1 Lap	56.100
68	1 Lap	56.147
35	1 Lap	56.715
55	1 Lap	57.952
86	15.774	52.675
191	24.672	55.328
77	1 Lap	59.574
155	1 Lap	1:00.283
85	33.736	55.113
57	45.759	55.087
20	46.370	55.177
47	51.377	55.579

LAP 12 @ 16:27:03.762

NO	BEHIND	LAP TIME
126		52.114
52	1 Lap	56.568
3	1 Lap	56.341
68	1 Lap	56.395

35	1 Lap	57.185
55	1 Lap	58.198
86	16.074	52.414
191	26.924	54.366
77	1 Lap	58.246
155	1 Lap	58.254
85	36.690	55.068
57	48.716	55.071
20	49.014	54.758
47	54.720	55.457

Weather / Track : Cloudy / Dry

Results can be found at www.tsl-timing.com

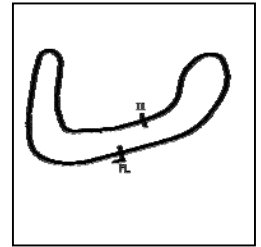
Brands Hatch Indy
Circuit Length = 1.2079 miles
Start: 16:16 Flag 16:27 End: 16:28

Printed - 16:31 Sunday, 06 October 2019

BMCRC - MRO Championships 2019 - Rnd 9 @ Brands Hatch Indy

EDlasia Formula 400 & Rookie 400 & Junior Supersport

RACE 17 - SECTOR ANALYSIS



SECTOR 1 = FL to I1, SECTOR 2 = I1 to FL, DIFF = Difference To Personal Best Lap, P = Crossed Finish Line in Pit Lane, D = Time Disallowed

P1 126		Glynn DAVIES		Kawasaki ZXR400 -		
IDEAL LAP TIME : 51.262		BEST LAP TIME : 51.365		DIFFERENCE : 0.103		
LAP	SECTOR 1	SECTOR 2	LAP TIME	MPH	DIFF	TIME OF DAY
1 -		20.881	57.401	75.75	6.036	16:17:34.556
2 -	30.566	20.799	51.365 (1)	84.66		16:18:25.921
3 -	30.573	20.943	51.516 (3)	84.41	0.151	16:19:17.437
4 -	30.623	21.014	51.637	84.21	0.272	16:20:09.074
5 -	30.715	20.874	51.589	84.29	0.224	16:21:00.663
6 -	30.803	20.999	51.802	83.94	0.437	16:21:52.465
7 -	30.609	20.908	51.517	84.41	0.152	16:22:43.982
8 -	31.132	20.878	52.010	83.61	0.645	16:23:35.992
9 -	30.555	20.831	51.386 (2)	84.62	0.021	16:24:27.378
10 -	31.397	20.707	52.104	83.46	0.739	16:25:19.482
11 -	31.357	20.809	52.166	83.36	0.801	16:26:11.648
12 -	30.916	21.198	52.114	83.44	0.749	16:27:03.762

P2 86		Mathew SCOTT		Kawasaki ZXR - Dynotech Performance		
IDEAL LAP TIME : 52.330		BEST LAP TIME : 52.414		DIFFERENCE : 0.084		
LAP	SECTOR 1	SECTOR 2	LAP TIME	MPH	DIFF	TIME OF DAY
1 -		21.324	59.977	72.50	7.563	16:17:37.132
2 -	31.981	21.178	53.159	81.80	0.745	16:18:30.291
3 -	31.939	21.518	53.457	81.34	1.043	16:19:23.748
4 -	32.331	21.371	53.702	80.97	1.288	16:20:17.450
5 -	31.905	21.256	53.161	81.80	0.747	16:21:10.611
6 -	31.963	21.251	53.214	81.71	0.800	16:22:03.825
7 -	31.636	21.238	52.874	82.24	0.460	16:22:56.699
8 -	31.789	21.062	52.851	82.28	0.437	16:23:49.550
9 -	31.456	21.122	52.578 (2)	82.70	0.164	16:24:42.128
10 -	31.433	21.186	52.619 (3)	82.64	0.205	16:25:34.747
11 -	31.517	21.158	52.675	82.55	0.261	16:26:27.422
12 -	31.517	20.897	52.414 (1)	82.96		16:27:19.836

P3 191		James SEATH		Kawasaki ZXR400 - Ovenden Earthmoving		
IDEAL LAP TIME : 52.741		BEST LAP TIME : 52.895		DIFFERENCE : 0.154		
LAP	SECTOR 1	SECTOR 2	LAP TIME	MPH	DIFF	TIME OF DAY
1 -		21.422	59.628	72.92	6.733	16:17:36.783
2 -	31.783	21.112	52.895 (1)	82.21		16:18:29.678
3 -	32.362	21.573	53.935	80.62	1.040	16:19:23.613
4 -	32.344	21.340	53.684	81.00	0.789	16:20:17.297
5 -	32.559	21.246	53.805	80.82	0.910	16:21:11.102
6 -	32.236	20.958	53.194 (2)	81.74	0.299	16:22:04.296
7 -	32.269	21.401	53.670 (3)	81.02	0.775	16:22:57.966
8 -	32.762	21.398	54.160	80.29	1.265	16:23:52.126
9 -	32.753	21.826	54.579	79.67	1.684	16:24:46.705
10 -	32.634	21.653	54.287	80.10	1.392	16:25:40.992
11 -	33.284	22.044	55.328	78.59	2.433	16:26:36.320
12 -	32.694	21.672	54.366	79.98	1.471	16:27:30.686

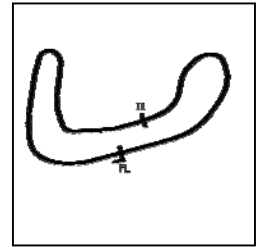
Weather / Track : Cloudy / Dry

Brands Hatch Indy
Circuit Length = 1.2079 miles
Start: 16:16 Flag 16:27 End: 16:28

BMCRC - MRO Championships 2019 - Rnd 9 @ Brands Hatch Indy

EDlasia Formula 400 & Rookie 400 & Junior Supersport

RACE 17 - SECTOR ANALYSIS



SECTOR 1 = FL to I1, SECTOR 2 = I1 to FL, DIFF = Difference To Personal Best Lap, P = Crossed Finish Line in Pit Lane, D = Time Disallowed

P4 85 James ROBINSON		Kawasaki ZXR400 - claire palastanga ceramics				
IDEAL LAP TIME : 53.998		BEST LAP TIME : 54.287		DIFFERENCE : 0.289		
LAP	SECTOR 1	SECTOR 2	LAP TIME	MPH	DIFF	TIME OF DAY
1 -		21.845	1:00.916	71.38	6.629	16:17:38.071
2 -	32.858	21.705	54.563	79.69	0.276	16:18:32.634
3 -	32.590	22.012	54.602	79.64	0.315	16:19:27.236
4 -	32.579	21.979	54.558 (3)	79.70	0.271	16:20:21.794
5 -	32.818	22.044	54.862	79.26	0.575	16:21:16.656
6 -	32.293	21.994	54.287 (1)	80.10		16:22:10.943
7 -	32.496	22.328	54.824	79.31	0.537	16:23:05.767
8 -	33.177	21.951	55.128	78.88	0.841	16:24:00.895
9 -	32.590	21.950	54.540 (2)	79.73	0.253	16:24:55.435
10 -	32.751	22.085	54.836	79.30	0.549	16:25:50.271
11 -	32.901	22.212	55.113	78.90	0.826	16:26:45.384
12 -	32.646	22.422	55.068	78.96	0.781	16:27:40.452

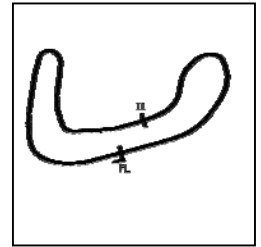
P5 57 Paul FISHER		Kawasaki ZXR400 -				
IDEAL LAP TIME : 54.710		BEST LAP TIME : 55.071		DIFFERENCE : 0.361		
LAP	SECTOR 1	SECTOR 2	LAP TIME	MPH	DIFF	TIME OF DAY
1 -		22.358	1:02.999	69.02	7.928	16:17:40.154
2 -	33.133	22.415	55.548	78.28	0.477	16:18:35.702
3 -	33.317	22.147	55.464	78.40	0.393	16:19:31.166
4 -	33.450	22.548	55.998	77.65	0.927	16:20:27.164
5 -	33.857	22.594	56.451	77.03	1.380	16:21:23.615
6 -	33.833	22.407	56.240	77.32	1.169	16:22:19.855
7 -	33.870	22.213	56.083	77.53	1.012	16:23:15.938
8 -	33.643	22.155	55.798	77.93	0.727	16:24:11.736
9 -	33.388	21.925	55.313	78.61	0.242	16:25:07.049
10 -	33.190	22.081	55.271 (3)	78.67	0.200	16:26:02.320
11 -	33.015	22.072	55.087 (2)	78.94	0.016	16:26:57.407
12 -	32.785	22.286	55.071 (1)	78.96		16:27:52.478

P6 20 Connor SWYER		Kawasaki ZXR 400 - WSC Performace & Owkay clothing				
IDEAL LAP TIME : 54.758		BEST LAP TIME : 54.758		DIFFERENCE : 0.000		
LAP	SECTOR 1	SECTOR 2	LAP TIME	MPH	DIFF	TIME OF DAY
1 -		22.694	1:03.125	68.88	8.367	16:17:40.280
2 -	33.718	22.447	56.165	77.42	1.407	16:18:36.445
3 -	33.517	22.182	55.699	78.07	0.941	16:19:32.144
4 -	33.603	22.352	55.955	77.71	1.197	16:20:28.099
5 -	33.817	22.144	55.961	77.70	1.203	16:21:24.060
6 -	33.558	22.257	55.815	77.91	1.057	16:22:19.875
7 -	33.574	22.283	55.857	77.85	1.099	16:23:15.732
8 -	33.583	22.165	55.748	78.00	0.990	16:24:11.480
9 -	33.266	22.393	55.659 (3)	78.12	0.901	16:25:07.139
10 -	33.370	22.332	55.702	78.06	0.944	16:26:02.841
11 -	33.333	21.844	55.177 (2)	78.81	0.419	16:26:58.018
12 -	32.950	21.808	54.758 (1)	79.41		16:27:52.776

BMCRC - MRO Championships 2019 - Rnd 9 @ Brands Hatch Indy

EDlasia Formula 400 & Rookie 400 & Junior Supersport

RACE 17 - SECTOR ANALYSIS



SECTOR 1 = FL to I1, SECTOR 2 = I1 to FL, DIFF = Difference To Personal Best Lap, P = Crossed Finish Line in Pit Lane, D = Time Disallowed

P7 47 Allan CLARK		Kawasaki ZXR400 - A Clark & Sons Builders				
IDEAL LAP TIME : 54.800		BEST LAP TIME : 54.800		DIFFERENCE : 0.000		
LAP	SECTOR 1	SECTOR 2	LAP TIME	MPH	DIFF	TIME OF DAY
1 -		22.967	1:05.016	66.88	10.216	16:17:42.171
2 -	34.839	22.827	57.666	75.41	2.866	16:18:39.837
3 -	35.463	22.822	58.285	74.60	3.485	16:19:38.122
4 -	33.330	22.325	55.655	78.13	0.855	16:20:33.777
5 -	34.434	22.950	57.384	75.78	2.584	16:21:31.161
6 -	33.549	22.211	55.760	77.98	0.960	16:22:26.921
7 -	33.303	22.081	55.384	78.51	0.584	16:23:22.305
8 -	32.829	21.971	54.800 (1)	79.35		16:24:17.105
9 -	32.904	22.365	55.269 (3)	78.68	0.469	16:25:12.374
10 -	32.975	22.097	55.072 (2)	78.96	0.272	16:26:07.446
11 -	33.523	22.056	55.579	78.24	0.779	16:27:03.025
12 -	33.243	22.214	55.457	78.41	0.657	16:27:58.482

P8 52 Gary JARMAN		Kawasaki ZXR 400 -				
IDEAL LAP TIME : 56.165		BEST LAP TIME : 56.281		DIFFERENCE : 0.116		
LAP	SECTOR 1	SECTOR 2	LAP TIME	MPH	DIFF	TIME OF DAY
1 -		23.112	1:04.829	67.07	8.548	16:17:41.984
2 -	34.553	23.189	57.742	75.31	1.461	16:18:39.726
3 -	33.746	22.884	56.630	76.78	0.349	16:19:36.356
4 -	34.375	22.737	57.112	76.14	0.831	16:20:33.468
5 -	34.534	23.034	57.568	75.53	1.287	16:21:31.036
6 -	34.482	22.535	57.017	76.26	0.736	16:22:28.053
7 -	33.815	22.528	56.343 (2)	77.18	0.062	16:23:24.396
8 -	34.011	22.683	56.694	76.70	0.413	16:24:21.090
9 -	33.879	22.609	56.488 (3)	76.98	0.207	16:25:17.578
10 -	33.862	22.419	56.281 (1)	77.26		16:26:13.859
11 -	33.970	22.598	56.568	76.87	0.287	16:27:10.427

P9 3 JSS Lewis JONES		Kawasaki NINJA 300 - 151 s				
IDEAL LAP TIME : 55.874		BEST LAP TIME : 56.100		DIFFERENCE : 0.226		
LAP	SECTOR 1	SECTOR 2	LAP TIME	MPH	DIFF	TIME OF DAY
1 -		23.244	1:06.569	65.32	10.469	16:17:43.724
2 -	33.798	23.155	56.953	76.35	0.853	16:18:40.677
3 -	34.641	23.650	58.291	74.60	2.191	16:19:38.968
4 -	33.800	22.487	56.287 (2)	77.25	0.187	16:20:35.255
5 -	33.387	23.293	56.680	76.72	0.580	16:21:31.935
6 -	34.184	22.703	56.887	76.44	0.787	16:22:28.822
7 -	33.658	22.688	56.346	77.17	0.246	16:23:25.168
8 -	34.020	22.627	56.647	76.76	0.547	16:24:21.815
9 -	34.073	22.783	56.856	76.48	0.756	16:25:18.671
10 -	33.524	22.576	56.100 (1)	77.51		16:26:14.771
11 -	33.567	22.774	56.341 (3)	77.18	0.241	16:27:11.112

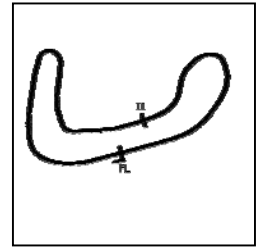
Weather / Track : Cloudy / Dry

Brands Hatch Indy
Circuit Length = 1.2079 miles
Start: 16:16 Flag 16:27 End: 16:28

BMCRC - MRO Championships 2019 - Rnd 9 @ Brands Hatch Indy

EDlasia Formula 400 & Rookie 400 & Junior Supersport

RACE 17 - SECTOR ANALYSIS



SECTOR 1 = FL to I1, SECTOR 2 = I1 to FL, DIFF = Difference To Personal Best Lap, P = Crossed Finish Line in Pit Lane, D = Time Disallowed

P10 68 JSS		Lucca ALLEN		- Mark Allen Autosmart		
IDEAL LAP TIME : 56.143		BEST LAP TIME : 56.147		DIFFERENCE : 0.004		
LAP	SECTOR 1	SECTOR 2	LAP TIME	MPH	DIFF	TIME OF DAY
1 -		23.104	1:04.880	67.02	8.733	16:17:42.035
2 -	34.690	23.355	58.045	74.91	1.898	16:18:40.080
3 -	34.673	22.861	57.534	75.58	1.387	16:19:37.614
4 -	33.906	23.257	57.163	76.07	1.016	16:20:34.777
5 -	33.758	23.290	57.048	76.22	0.901	16:21:31.825
6 -	33.776	23.094	56.870	76.46	0.723	16:22:28.695
7 -	33.733	22.664	56.397 (3)	77.10	0.250	16:23:25.092
8 -	33.896	22.778	56.674	76.73	0.527	16:24:21.766
9 -	34.088	22.788	56.876	76.45	0.729	16:25:18.642
10 -	33.492	22.655	56.147 (1)	77.45		16:26:14.789
11 -	33.488	22.907	56.395 (2)	77.10	0.248	16:27:11.184

P11 35 S		Sam DIGBY-BAKER		Kawasaki ZXR400 -		
IDEAL LAP TIME : 56.407		BEST LAP TIME : 56.640		DIFFERENCE : 0.233		
LAP	SECTOR 1	SECTOR 2	LAP TIME	MPH	DIFF	TIME OF DAY
1 -		23.447	1:06.610	65.28	9.970	16:17:43.765
2 -	34.642	22.936	57.578	75.52	0.938	16:18:41.343
3 -	34.742	22.954	57.696	75.37	1.056	16:19:39.039
4 -	34.596	23.151	57.747	75.30	1.107	16:20:36.786
5 -	34.071	23.074	57.145	76.09	0.505	16:21:33.931
6 -	34.649	22.965	57.614	75.47	0.974	16:22:31.545
7 -	33.772	22.868	56.640 (1)	76.77		16:23:28.185
8 -	34.120	22.684	56.804 (3)	76.55	0.164	16:24:24.989
9 -	34.269	22.641	56.910	76.41	0.270	16:25:21.899
10 -	34.080	22.635	56.715 (2)	76.67	0.075	16:26:18.614
11 -	34.296	22.889	57.185	76.04	0.545	16:27:15.799

P12 55 S		Nick COOPER		Honda RVF400NC35 - Skint Racing - Wemoto.com		
IDEAL LAP TIME : 57.167		BEST LAP TIME : 57.225		DIFFERENCE : 0.058		
LAP	SECTOR 1	SECTOR 2	LAP TIME	MPH	DIFF	TIME OF DAY
1 -		22.908	1:04.327	67.60	7.102	16:17:41.482
2 -	34.876	23.301	58.177	74.74	0.952	16:18:39.659
3 -	35.228	23.381	58.609	74.19	1.384	16:19:38.268
4 -	34.648	23.032	57.680	75.39	0.455	16:20:35.948
5 -	34.754	23.087	57.841	75.18	0.616	16:21:33.789
6 -	34.434	23.018	57.452 (3)	75.69	0.227	16:22:31.241
7 -	34.721	22.739	57.460	75.68	0.235	16:23:28.701
8 -	34.492	22.733	57.225 (1)	75.99		16:24:25.926
9 -	34.481	22.848	57.329 (2)	75.85	0.104	16:25:23.255
10 -	34.570	23.382	57.952	75.03	0.727	16:26:21.207
11 -	34.771	23.427	58.198	74.72	0.973	16:27:19.405

P13 77 JSS		Joe WHITE		Kawasaki NINJA 300 - Just In Graphics / MZ Contracts		
IDEAL LAP TIME : 58.246		BEST LAP TIME : 58.246		DIFFERENCE : 0.000		
LAP	SECTOR 1	SECTOR 2	LAP TIME	MPH	DIFF	TIME OF DAY
1 -		23.686	1:07.767	64.16	9.521	16:17:44.922
2 -	35.378	23.853	59.231	73.41	0.985	16:18:44.153
3 -	36.100	23.692	59.792	72.72	1.546	16:19:43.945
4 -	35.230	23.737	58.967	73.74	0.721	16:20:42.912
5 -	35.817	24.023	59.840	72.67	1.594	16:21:42.752
6 -	35.450	23.305	58.755 (2)	74.01	0.509	16:22:41.507
7 -	35.924	23.409	59.333	73.29	1.087	16:23:40.840
8 -	35.468	23.390	58.858	73.88	0.612	16:24:39.698
9 -	35.396	23.367	58.763 (3)	74.00	0.517	16:25:38.461
10 -	36.314	23.260	59.574	72.99	1.328	16:26:38.035
11 -	35.180	23.066	58.246 (1)	74.65		16:27:36.281

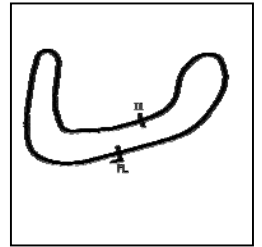
Weather / Track : Cloudy / Dry

Brands Hatch Indy
Circuit Length = 1.2079 miles
Start: 16:16 Flag 16:27 End: 16:28

BMCRC - MRO Championships 2019 - Rnd 9 @ Brands Hatch Indy

EDlasia Formula 400 & Rookie 400 & Junior Supersport

RACE 17 - SECTOR ANALYSIS



SECTOR 1 = FL to I1, SECTOR 2 = I1 to FL, DIFF = Difference To Personal Best Lap, P = Crossed Finish Line in Pit Lane, D = Time Disallowed

P14 155 JSS		Harrison DESSOY		Ninja 400 - Eastern Garage Racing		
IDEAL LAP TIME : 57.967		BEST LAP TIME : 58.056		DIFFERENCE : 0.089		
LAP	SECTOR 1	SECTOR 2	LAP TIME	MPH	DIFF	TIME OF DAY
1 -		24.057	1:07.409	64.51	9.353	16:17:44.564
2 -	35.394	23.932	59.326	73.30	1.270	16:18:43.890
3 -	36.375	23.981	1:00.356	72.04	2.300	16:19:44.246
4 -	35.102	23.465	58.567	74.25	0.511	16:20:42.813
5 -	35.023	24.999	1:00.022	72.45	1.966	16:21:42.835
6 -	35.172	23.291	58.463	74.38	0.407	16:22:41.298
7 -	34.817	23.378	58.195 (2)	74.72	0.139	16:23:39.493
8 -	34.722	23.334	58.056 (1)	74.90		16:24:37.549
9 -	36.254	24.271	1:00.525	71.84	2.469	16:25:38.074
10 -	37.004	23.279	1:00.283	72.13	2.227	16:26:38.357
11 -	35.009	23.245	58.254 (3)	74.64	0.198	16:27:36.611

BMCRC - MRO Championships 2019 - Rnd 9 @ Brands Hatch Indy

EDlasia Formula 400 & Rookie 400 & Junior Supersport

RACE 17 - BEST SECTORS

SECTOR 1			SECTOR 2			IDEAL / BEST COMPARISON						
POS	NO	NAME	TIME	NO	NAME	TIME	POS	NO	NAME	IDEAL	BEST	DIFF
									PERFECT LAP	51.262		
1	126	DAVIES	30.555	126	DAVIES	20.707	1	126	DAVIES	51.262	51.365	0.103
2	86	SCOTT	31.433	86	SCOTT	20.897	2	86	SCOTT	52.330	52.414	0.084
3	191	SEATH	31.783	191	SEATH	20.958	3	191	SEATH	52.741	52.895	0.154
4	85	ROBINSON	32.293	85	ROBINSON	21.705	4	85	ROBINSON	53.998	54.287	0.289
5	57	FISHER	32.785	20	SWYER	21.808	5	57	FISHER	54.710	55.071	0.361
6	47	CLARK	32.829	57	FISHER	21.925	6	20	SWYER	54.758	54.758	0.000
7	20	SWYER	32.950	47	CLARK	21.971	7	47	CLARK	54.800	54.800	0.000
8	3	JONES	33.387	52	JARMAN	22.419	8	3	JONES	55.874	56.100	0.226
9	68	ALLEN	33.488	3	JONES	22.487	9	68	ALLEN	56.143	56.147	0.004
10	52	JARMAN	33.746	35	DIGBY-BAKER	22.635	10	52	JARMAN	56.165	56.281	0.116
11	35	DIGBY-BAKER	33.772	68	ALLEN	22.655	11	35	DIGBY-BAKER	56.407	56.640	0.233
12	55	COOPER	34.434	55	COOPER	22.733	12	55	COOPER	57.167	57.225	0.058
13	155	DESSOY	34.722	77	WHITE	23.066	13	155	DESSOY	57.967	58.056	0.089
14	77	WHITE	35.180	155	DESSOY	23.245	14	77	WHITE	58.246	58.246	0.000

Weather / Track : Cloudy / Dry

Results can be found at www.tsl-timing.com

Brands Hatch Indy
Circuit Length = 1.2079 miles
Start: 16:16 Flag 16:27 End: 16:28

Printed - 16:31 Sunday, 06 October 2019

BMCRC - MRO Championships 2019 - Rnd 9 @ Brands Hatch Indy

EDlasia Formula 400 & Rookie 400 & Junior Supersport

RACE 17 - STATISTICS

Competitors Started 14
Planned Start 2019-10-06 @ 15:35:00.000
Actual Start 2019-10-06 @ 16:16:37.154
Finish Time 2019-10-06 @ 16:27:03.761
Track Length 1.2079mi.
Total Laps 161
Total Distance Covered 194.4792mi.

Session Fastest Lap History

NO	CL	NAME	LAP TIME	TIME OF DAY	LAP	VEHICLE
126		Glynn DAVIES	51.365	16:18:25.925	2	Kawasaki ZXR400

Session Leader History

NO	CL	NAME	FROM LAP	LAPS LED	DISTANCE	VEHICLE
126		Glynn DAVIES	1	12	14.49 miles	Kawasaki ZXR400

Flag History

TYPE	TIME OF DAY
GREEN	16:16:37.154
FINISH	16:27:03.761

Flag Statistics

TYPE	COUNT	TOTAL LAPS	TOTAL TIME
Green	1	12	11:25.655
Red	0	0	0.000
Safety Car	0	0	0.000
FCY	0	0	0.000

Weather / Track : Cloudy / Dry

These results are provisional until the conclusion of any judicial and technical matters.

Brands Hatch Indy
Circuit Length = 1.2079 miles
Start: 16:16 Flag 16:27 End: 16:28

Clerk Of Course :	Timekeeper :
-------------------	--------------

BMCRC - MRO Championships 2019 - Rnd 9 @ Brands Hatch Indy

EDlasia Formula 400 & Rookie 400 & Junior Supersport

RACE 17 - STATISTICS

CLASS :

8 Starters

Fastest Lap History

NO	NAME	LAP TIME	TIME OF DAY	LAP	VEHICLE
126	Glynn DAVIES	51.365	16:18:25.925	2	Kawasaki ZXR400

Leader History

NO	NAME	FROM LAP	LAPS LED	DISTANCE	VEHICLE
126	Glynn DAVIES	1	12	14.49 miles	Kawasaki ZXR400

Weather / Track : Cloudy / Dry

These results are provisional until the conclusion of any judicial and technical matters.

Brands Hatch Indy

Circuit Length = 1.2079 miles

Start: 16:16 Flag 16:27 End: 16:28

Clerk Of Course :

Timekeeper :

BMCRC - MRO Championships 2019 - Rnd 9 @ Brands Hatch Indy

EDlasia Formula 400 & Rookie 400 & Junior Supersport

RACE 17 - STATISTICS

CLASS : S

2 Starters

Fastest Lap History

NO	NAME	LAP TIME	TIME OF DAY	LAP	VEHICLE
55	Nick COOPER	58.177	16:18:39.690	2	Honda RVF400NC35
35	Sam DIGBY-BAKER	57.578	16:18:41.372	2	Kawasaki ZXR400
35	Sam DIGBY-BAKER	57.145	16:21:33.931	5	Kawasaki ZXR400
35	Sam DIGBY-BAKER	56.640	16:23:28.215	7	Kawasaki ZXR400

Leader History

NO	NAME	FROM LAP	LAPS LED	DISTANCE	VEHICLE
55	Nick COOPER	1	6	7.24 miles	Honda RVF400NC35
35	Sam DIGBY-BAKER	7	5	6.03 miles	Kawasaki ZXR400

Weather / Track : Cloudy / Dry

These results are provisional until the conclusion of any judicial and technical matters.

Brands Hatch Indy

Circuit Length = 1.2079 miles

Start: 16:16 Flag 16:27 End: 16:28

Clerk Of Course :

Timekeeper :

BMCRC - MRO Championships 2019 - Rnd 9 @ Brands Hatch Indy

EDlasia Formula 400 & Rookie 400 & Junior Supersport

RACE 17 - STATISTICS

CLASS : JSS

4 Starters

Fastest Lap History

NO	NAME	LAP TIME	TIME OF DAY	LAP	VEHICLE
68	Lucca ALLEN	58.045	16:18:40.093	2	
3	Lewis JONES	56.953	16:18:40.695	2	Kawasaki NINJA 300
3	Lewis JONES	56.287	16:20:35.274	4	Kawasaki NINJA 300
3	Lewis JONES	56.100	16:26:14.786	10	Kawasaki NINJA 300

Leader History

NO	NAME	FROM LAP	LAPS LED	DISTANCE	VEHICLE
68	Lucca ALLEN	1	9	10.87 miles	
3	Lewis JONES	10	2	2.41 miles	Kawasaki NINJA 300

Weather / Track : Cloudy / Dry

These results are provisional until the conclusion of any judicial and technical matters.

Brands Hatch Indy

Circuit Length = 1.2079 miles

Start: 16:16 Flag 16:27 End: 16:28

Clerk Of Course :

Timekeeper :



CAMATHIAS CUP EUROPEAN SIDE CARS

Brands Hatch Indy Circuit

5th / 6th October 2019



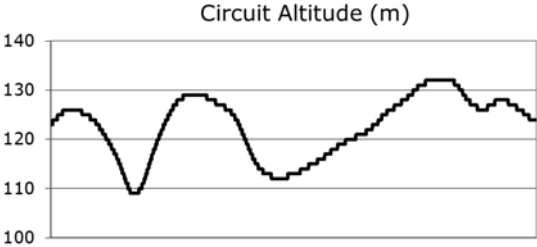
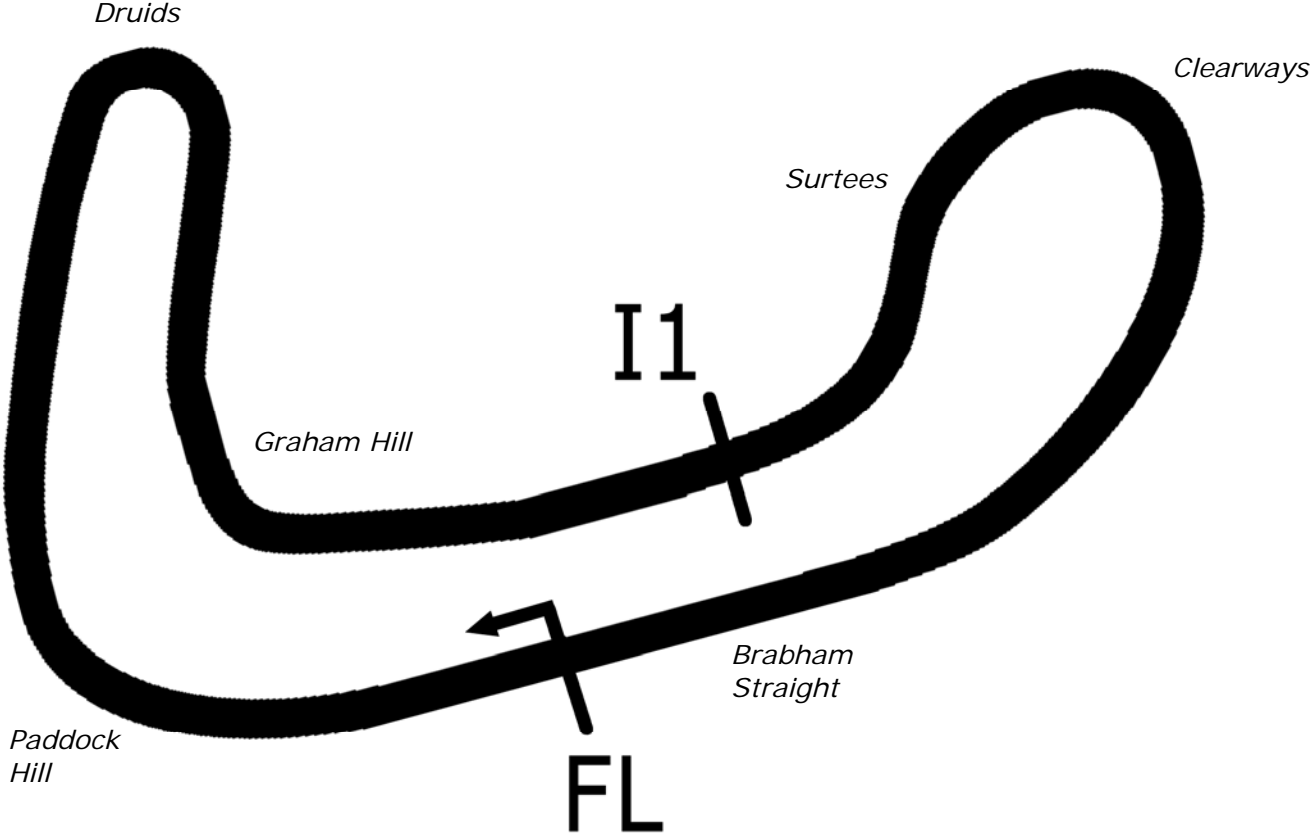
Results Provided by Timing Solutions Ltd
www.tsl-timing.com

Brands Hatch Indy



SPORTS TIMING

TIMING SOLUTIONS LTD



Length	1.2079 miles	1944.0 m	
FL		51.36032 N	0.26032 E
I1	1112m	51.35934 N	0.25955 E
Pit Entry	1669m	51.35911 N	0.25743 E
Pit Exit	26m after FL	51.36027 N	0.26078 E
Pit Entry–Pit Exit 277m, 16.6s @60kph, 12.4s @80kph			

BMCRC - MRO Championships 2019 - Rnd 9 @ Brands Hatch Indy

Camathias Cup European Sidecars

FREE PRACTICE - CLASSIFICATION



POS	NO	CL	PIC NAME	ENTRY	TIME	ON	LAPS	GAP	DIFF	MPH
1	14	Over	1 S HEGARTY / T CHRISTIE	Christie HONDA - Sean Hegarty Ltd	1:00.656	7	7			71.69
2	9	Over	2 E WRIGHT / K CLARKE	WINDLE MOORESPEED BMW - Eddys Moto LTD	1:01.081	7	7	0.425	0.425	71.19
3	5	Over	3 J GRISTWOOD / S REEVES	D&D MOORESPEED BMW -	1:01.256	6	7	0.600	0.175	70.99
4	8	Over	4 J PERKINS / I NICKELS	- Pocket 2019	1:01.327	3	5	0.671	0.071	70.90
5	147	Over	5 D LISSAMAN / M LEETON	JPR BMW -	1:01.965	7	7	1.309	0.638	70.17
6	197	Over	6 A DAWSON / B DAWSON	MOORESPEED BMW -	1:01.968	6	7	1.312	0.003	70.17
7	24	Over	7 T THIRKELL / T JOHNSON	MRE BMW -	1:02.082	5	7	1.426	0.114	70.04
8	13	Over	8 H JONKER / P VISSCHER	Moto Guzzi KNEELER -	1:02.087	6	7	1.431	0.005	70.04
9	17	Over	9 K WALTERS / A THOMAS	Belas HONDA CB650 - Team Walters And Thomas Sidec	1:02.506	6	7	1.850	0.419	69.57
10	99	Over	10 P GEFFRAY / A HAYNES	BMW -	1:02.552	5	6	1.896	0.046	69.51
11	66	Over	11 B NOEL / G SACCHETTINI	MRE BMW -	1:02.590	7	7	1.934	0.038	69.47
12	53	Over	12 C FAULKNER / B ROBSON	MRE RODWELL IMP -	1:02.724	5	5	2.068	0.134	69.32
13	96	Over	13 R HOLMES / P ALLEBONE	Lynx SAAB -	1:02.921	6	7	2.265	0.197	69.11
14	16	Over	14 B PHETHEAN / A CRACKNELL	Windle BMW -	1:03.201	2	7	2.545	0.280	68.80
15	56	Up to	1 M VERMEULEN / J HAHN	Triumph BONNEVILLE -	1:03.204	7	7	2.548	0.003	68.80
16	125	Up to	2 N THOMAS / D SIMONS	Shelbourne YAMAHA -	1:03.297	4	5	2.641	0.093	68.70
17	118	Over	15 G TAPSELL / I TAPSELL	TBR MR Equipe GP3 P&M TRIDENT -	1:04.879	5	5	4.223	1.582	67.02
18	46	Over	16 A NOURISH / M LEEFLANG	Nourish WESLAKE - dave nourish	1:04.972	6	6	4.316	0.093	66.93
19	39	Up to	3 I SALTER / S VAN BRECKEL	Norton COMMANDO -	1:06.182	4	4	5.526	1.210	65.70
20	48	Up to	4 J BEENS / M GOUDZWAARD	Norton SIDECAR -	1:06.707	4	6	6.051	0.525	65.18
21	62	Up to	5 R SCHOONDERBEEK / M VAN DEN	-	1:07.077	4	7	6.421	0.370	64.83
22	113	Over	17 T SAWYER / D MILLS	BGR Honda -	1:08.730	4	6	8.074	1.653	63.27
23	29	Up to	6 A POPE / J CHRISTOPHER	Triumph THUNDERBIRD -	1:08.792	4	5	8.136	0.062	63.21
24	111	Up to	7 P JAGUSINSKI / A BONA	MRE BMW -	1:10.172	5	6	9.516	1.380	61.97
25	11	Over	18 C NICKLES / S COX	Komnic BMC -	1:11.533	5	6	10.877	1.361	60.79
26	64	Up to	8 J CHRISTIAN / J HARDISTY	Norton -	1:12.206	1	3	11.550	0.673	60.22

Weather / Track : Cloudy / Dry

These results are provisional until the conclusion of any judicial and technical matters.

Brands Hatch Indy

Circuit Length = 1.2079 miles

Start: 10:22 Flag 10:30 End: 10:31

Clerk Of Course :	Steward :	Timekeeper :
-------------------	-----------	--------------

Results can be found at www.tsl-timing.com

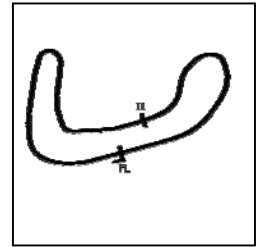
Printed - 10:42 Saturday, 05 October 2019



BMCRC - MRO Championships 2019 - Rnd 9 @ Brands Hatch Indy

Camathias Cup European Sidecars

FREE PRACTICE - SECTOR ANALYSIS



SECTOR 1 = FL to I1, SECTOR 2 = I1 to FL, DIFF = Difference To Personal Best Lap, P = Crossed Finish Line in Pit Lane, D = Time Disallowed

P1		14 Over		S HEGARTY / T CHRISTIE		Christie HONDA - Sean Hegarty Ltd	
IDEAL LAP TIME : 1:00.287		BEST LAP TIME : 1:00.656		DIFFERENCE : 0.369			
LAP	SECTOR 1	SECTOR 2	LAP TIME	MPH	DIFF	TIME OF DAY	
1 -	38.492	27.140	1:05.632	66.25	4.976	10:25:15.628	
2 -	38.245	26.568	1:04.813	67.09	4.157	10:26:20.441	
3 -	36.634	25.495	1:02.129	69.99	1.473	10:27:22.570	
4 -	36.327	24.662	1:00.989 (3)	71.30	0.333	10:28:23.559	
5 -	36.871	24.503	1:01.374	70.85	0.718	10:29:24.933	
6 -	36.513	24.409	1:00.922 (2)	71.37	0.266	10:30:25.855	
7 -	35.878	24.778	1:00.656 (1)	71.69		10:31:26.511	

P2		9 Over		E WRIGHT / K CLARKE		WINDLE MOORESPEED BMW - Eddys Moto LTD	
IDEAL LAP TIME : 1:01.046		BEST LAP TIME : 1:01.081		DIFFERENCE : 0.035			
LAP	SECTOR 1	SECTOR 2	LAP TIME	MPH	DIFF	TIME OF DAY	
1 -	OUTLAP	30.555	1:13.968	58.79	12.887	10:25:32.659	
2 -	39.319	26.216	1:05.535	66.35	4.454	10:26:38.194	
3 -	38.778	25.666	1:04.444	67.47	3.363	10:27:42.638	
4 -	37.421	25.144	1:02.565	69.50	1.484	10:28:45.203	
5 -	37.329	24.279	1:01.608 (2)	70.58	0.527	10:29:46.811	
6 -	37.030	24.971	1:02.001 (3)	70.13	0.920	10:30:48.812	
7 -	37.065	24.016	1:01.081 (1)	71.19		10:31:49.893	

P3		5 Over		J GRISTWOOD / S REEVES		D&D MOORESPEED BMW -	
IDEAL LAP TIME : 1:01.161		BEST LAP TIME : 1:01.256		DIFFERENCE : 0.095			
LAP	SECTOR 1	SECTOR 2	LAP TIME	MPH	DIFF	TIME OF DAY	
1 -	40.072	25.930	1:06.002	65.88	4.746	10:24:38.739	
2 -	38.301	24.948	1:03.249	68.75	1.993	10:25:41.988	
3 -	37.356	24.681	1:02.037 (3)	70.09	0.781	10:26:44.025	
4 -	37.772	24.691	1:02.463	69.61	1.207	10:27:46.488	
5 -	37.443	24.839	1:02.282	69.82	1.026	10:28:48.770	
6 -	36.886	24.370	1:01.256 (1)	70.99		10:29:50.026	
7 -	36.791	25.066	1:01.857 (2)	70.30	0.601	10:30:51.883	

P4		8 Over		J PERKINS / I NICKELS		- Pocket 2019	
IDEAL LAP TIME : 1:00.578		BEST LAP TIME : 1:01.327		DIFFERENCE : 0.749			
LAP	SECTOR 1	SECTOR 2	LAP TIME	MPH	DIFF	TIME OF DAY	
1 -	OUTLAP	26.715	1:12.054	60.35	10.727	10:26:53.793	
2 -	38.641	24.964	1:03.605 (3)	68.36	2.278	10:27:57.398	
3 -	36.992	24.335	1:01.327 (1)	70.90		10:28:58.725	
4 -	36.243	26.074	1:02.317 (2)	69.78	0.990	10:30:01.042	
5 -	40.226	24.459	1:04.685	67.22	3.358	10:31:05.727	

P5		147 Over		D LISSAMAN / M LEETON		JPR BMW -	
IDEAL LAP TIME : 1:01.803		BEST LAP TIME : 1:01.965		DIFFERENCE : 0.162			
LAP	SECTOR 1	SECTOR 2	LAP TIME	MPH	DIFF	TIME OF DAY	
1 -	40.703	25.539	1:06.242	65.64	4.277	10:24:34.250	
2 -	38.169	24.566	1:02.735	69.31	0.770	10:25:36.985	
3 -	37.873	25.820	1:03.693	68.27	1.728	10:26:40.678	
4 -	37.552	24.785	1:02.337 (2)	69.75	0.372	10:27:43.015	
5 -	39.476	26.141	1:05.617	66.27	3.652	10:28:48.632	
6 -	37.989	24.401	1:02.390 (3)	69.70	0.425	10:29:51.022	
7 -	37.402	24.563	1:01.965 (1)	70.17		10:30:52.987	

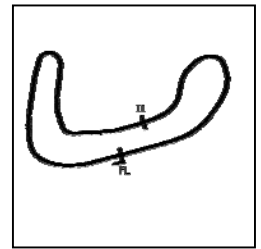
Weather / Track : Cloudy / Dry

Brands Hatch Indy
Circuit Length = 1.2079 miles
Start: 10:22 Flag 10:30 End: 10:31

BMCRC - MRO Championships 2019 - Rnd 9 @ Brands Hatch Indy

Camathias Cup European Sidecars

FREE PRACTICE - SECTOR ANALYSIS



SECTOR 1 = FL to I1, SECTOR 2 = I1 to FL, DIFF = Difference To Personal Best Lap, P = Crossed Finish Line in Pit Lane, D = Time Disallowed

P6 197 Over		A DAWSON / B DAWSON		MOORESPEED BMW -		
IDEAL LAP TIME : 1:01.644		BEST LAP TIME : 1:01.968		DIFFERENCE : 0.324		
LAP	SECTOR 1	SECTOR 2	LAP TIME	MPH	DIFF	TIME OF DAY
1 -	41.582	25.836	1:07.418	64.50	5.450	10:24:48.482
2 -	37.993	24.325	1:02.318 (2)	69.78	0.350	10:25:50.800
3 -	39.143	25.036	1:04.179	67.75	2.211	10:26:54.979
4 -	38.837	25.062	1:03.899	68.05	1.931	10:27:58.878
5 -	37.782	24.944	1:02.726 (3)	69.32	0.758	10:29:01.604
6 -	37.319	24.649	1:01.968 (1)	70.17		10:30:03.572
7 -	38.896	26.053	1:04.949	66.95	2.981	10:31:08.521

P7 24 Over		T THIRKELL / T JOHNSON		MRE BMW -		
IDEAL LAP TIME : 1:02.082		BEST LAP TIME : 1:02.082		DIFFERENCE : 0.000		
LAP	SECTOR 1	SECTOR 2	LAP TIME	MPH	DIFF	TIME OF DAY
1 -	38.480	25.811	1:04.291	67.63	2.209	10:24:44.222
2 -	39.180	24.895	1:04.075	67.86	1.993	10:25:48.297
3 -	38.314	25.689	1:04.003	67.94	1.921	10:26:52.300
4 -	37.382	24.968	1:02.350 (2)	69.74	0.268	10:27:54.650
5 -	37.226	24.856	1:02.082 (1)	70.04		10:28:56.732
6 -	37.646	26.240	1:03.886	68.06	1.804	10:30:00.618
7 -	37.979	25.284	1:03.263 (3)	68.73	1.181	10:31:03.881

P8 13 Over		H JONKER / P VISSCHER		Moto Guzzi KNEELER -		
IDEAL LAP TIME : 1:01.999		BEST LAP TIME : 1:02.087		DIFFERENCE : 0.088		
LAP	SECTOR 1	SECTOR 2	LAP TIME	MPH	DIFF	TIME OF DAY
1 -	43.238	29.072	1:12.310	60.13	10.223	10:25:16.164
2 -	42.135	27.273	1:09.408	62.65	7.321	10:26:25.572
3 -	39.196	25.720	1:04.916	66.98	2.829	10:27:30.488
4 -	37.846	25.636	1:03.482	68.50	1.395	10:28:33.970
5 -	37.245	25.093	1:02.338 (2)	69.75	0.251	10:29:36.308
6 -	36.906	25.181	1:02.087 (1)	70.04		10:30:38.395
7 -	37.524	25.489	1:03.013 (3)	69.01	0.926	10:31:41.408

P9 17 Over		K WALTERS / A THOMAS		Belas HONDA CB650 - Team Walters And Thomas Sidecar raci		
IDEAL LAP TIME : 1:02.506		BEST LAP TIME : 1:02.506		DIFFERENCE : 0.000		
LAP	SECTOR 1	SECTOR 2	LAP TIME	MPH	DIFF	TIME OF DAY
1 -	41.638	26.066	1:07.704	64.22	5.198	10:24:49.004
2 -	39.364	25.448	1:04.812	67.09	2.306	10:25:53.816
3 -	38.735	25.909	1:04.644	67.27	2.138	10:26:58.460
4 -	38.458	25.190	1:03.648	68.32	1.142	10:28:02.108
5 -	37.464	25.184	1:02.648 (2)	69.41	0.142	10:29:04.756
6 -	37.435	25.071	1:02.506 (1)	69.57		10:30:07.262
7 -	37.529	25.805	1:03.334 (3)	68.66	0.828	10:31:10.596

P10 99 Over		P GEFFRAY / A HAYNES		BMW -		
IDEAL LAP TIME : 1:02.552		BEST LAP TIME : 1:02.552		DIFFERENCE : 0.000		
LAP	SECTOR 1	SECTOR 2	LAP TIME	MPH	DIFF	TIME OF DAY
1 -	41.109	25.532	1:06.641	65.25	4.089	10:24:49.835
2 -	39.448	26.158	1:05.606	66.28	3.054	10:25:55.441
3 -	37.913	25.324	1:03.237 (2)	68.76	0.685	10:26:58.678
4 -	38.790	25.015	1:03.805 (3)	68.15	1.253	10:28:02.483
5 -	37.570	24.982	1:02.552 (1)	69.51		10:29:05.035
6 -	38.026	26.389	1:04.415	67.50	1.863	10:30:09.450

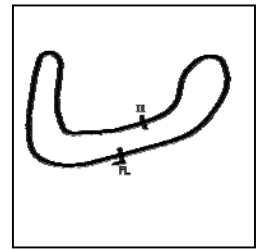
Weather / Track : Cloudy / Dry

Brands Hatch Indy
Circuit Length = 1.2079 miles
Start: 10:22 Flag 10:30 End: 10:31

BMCRC - MRO Championships 2019 - Rnd 9 @ Brands Hatch Indy

Camathias Cup European Sidecars

FREE PRACTICE - SECTOR ANALYSIS



SECTOR 1 = FL to I1, SECTOR 2 = I1 to FL, DIFF = Difference To Personal Best Lap, P = Crossed Finish Line in Pit Lane, D = Time Disallowed

P11 66 Over		B NOEL / G SACCHETTINI		MRE BMW -			
IDEAL LAP TIME : 1:02.590		BEST LAP TIME : 1:02.590		DIFFERENCE : 0.000			
LAP	SECTOR 1	SECTOR 2	LAP TIME	MPH	DIFF	TIME OF DAY	
1 -	40.784	26.236	1:07.020	64.88	4.430	10:24:36.189	
2 -	38.344	25.300	1:03.644	68.32	1.054	10:25:39.833	
3 -	38.253	25.309	1:03.562 (3)	68.41	0.972	10:26:43.395	
4 -	37.517	25.714	1:03.231 (2)	68.77	0.641	10:27:46.626	
5 -	38.612	26.007	1:04.619	67.29	2.029	10:28:51.245	
6 -	38.528	25.251	1:03.779	68.18	1.189	10:29:55.024	
7 -	37.370	25.220	1:02.590 (1)	69.47		10:30:57.614	

P12 53 Over		C FAULKNER / B ROBSON		MRE RODWELL IMP -			
IDEAL LAP TIME : 1:02.724		BEST LAP TIME : 1:02.724		DIFFERENCE : 0.000			
LAP	SECTOR 1	SECTOR 2	LAP TIME	MPH	DIFF	TIME OF DAY	
1 -	41.653	26.360	1:08.013	63.93	5.289	10:24:44.270	
2 -	39.592	25.531	1:05.123	66.77	2.399	10:25:49.393	
3 -	39.611	25.451	1:05.062 (3)	66.83	2.338	10:26:54.455	
4 -	38.887	25.133	1:04.020 (2)	67.92	1.296	10:27:58.475	
5 -	37.800	24.924	1:02.724 (1)	69.32		10:29:01.199	

P13 96 Over		R HOLMES / P ALLEBONE		Lynx SAAB -			
IDEAL LAP TIME : 1:02.621		BEST LAP TIME : 1:02.921		DIFFERENCE : 0.300			
LAP	SECTOR 1	SECTOR 2	LAP TIME	MPH	DIFF	TIME OF DAY	
1 -	41.541	25.100	1:06.641	65.25	3.720	10:24:57.711	
2 -	39.353	26.117	1:05.470	66.42	2.549	10:26:03.181	
3 -	38.368	25.598	1:03.966 (3)	67.98	1.045	10:27:07.147	
4 -	37.521	25.633	1:03.154 (2)	68.85	0.233	10:28:10.301	
5 -	39.352	25.452	1:04.804	67.10	1.883	10:29:15.105	
6 -	37.528	25.393	1:02.921 (1)	69.11		10:30:18.026	
7 -	38.415	25.958	1:04.373	67.55	1.452	10:31:22.399	

P14 16 Over		B PHETHEAN / A CRACKNELL		Windle BMW -			
IDEAL LAP TIME : 1:03.065		BEST LAP TIME : 1:03.201		DIFFERENCE : 0.136			
LAP	SECTOR 1	SECTOR 2	LAP TIME	MPH	DIFF	TIME OF DAY	
1 -	39.670	25.337	1:05.007	66.89	1.806	10:24:35.817	
2 -	38.175	25.026	1:03.201 (1)	68.80		10:25:39.018	
3 -	38.332	24.890	1:03.222 (2)	68.78	0.021	10:26:42.240	
4 -	38.330	25.539	1:03.869 (3)	68.08	0.668	10:27:46.109	
5 -	38.354	26.421	1:04.775	67.13	1.574	10:28:50.884	
6 -	39.950	27.182	1:07.132	64.77	3.931	10:29:58.016	
7 -	39.854	25.463	1:05.317	66.57	2.116	10:31:03.333	

P15 56 Up to		M VERMEULEN / J HAHN		Triumph BONNEVILLE -			
IDEAL LAP TIME : 1:02.934		BEST LAP TIME : 1:03.204		DIFFERENCE : 0.270			
LAP	SECTOR 1	SECTOR 2	LAP TIME	MPH	DIFF	TIME OF DAY	
1 -	40.048	26.746	1:06.794	65.10	3.590	10:25:22.649	
2 -	39.674	26.591	1:06.265	65.62	3.061	10:26:28.914	
3 -	38.678	27.021	1:05.699	66.18	2.495	10:27:34.613	
4 -	37.488	25.764	1:03.252 (2)	68.75	0.048	10:28:37.865	
5 -	37.182	26.542	1:03.724 (3)	68.24	0.520	10:29:41.589	
6 -	37.296	28.348	1:05.644	66.24	2.440	10:30:47.233	
7 -	37.452	25.752	1:03.204 (1)	68.80		10:31:50.437	

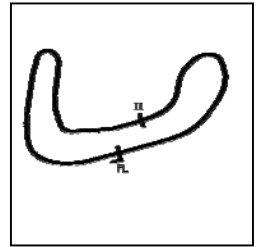
Weather / Track : Cloudy / Dry

Brands Hatch Indy
Circuit Length = 1.2079 miles
Start: 10:22 Flag 10:30 End: 10:31

BMCRC - MRO Championships 2019 - Rnd 9 @ Brands Hatch Indy

Camathias Cup European Sidecars

FREE PRACTICE - SECTOR ANALYSIS



SECTOR 1 = FL to I1, SECTOR 2 = I1 to FL, DIFF = Difference To Personal Best Lap, P = Crossed Finish Line in Pit Lane, D = Time Disallowed

P16 125 Up to		N THOMAS / D SIMONS		Shelbourne YAMAHA -			
IDEAL LAP TIME : 1:03.114		BEST LAP TIME : 1:03.297		DIFFERENCE : 0.183			
LAP	SECTOR 1	SECTOR 2	LAP TIME	MPH	DIFF	TIME OF DAY	
1 -	41.459	27.747	1:09.206	62.83	5.909	10:25:06.106	
2 -	39.311	26.055	1:05.366	66.52	2.069	10:26:11.472	
3 -	38.842	25.529	1:04.371 (3)	67.55	1.074	10:27:15.843	
4 -	37.806	25.491	1:03.297 (1)	68.70		10:28:19.140	
5 -	38.702	25.308	1:04.010 (2)	67.93	0.713	10:29:23.150	

P17 118 Over		G TAPSELL / I TAPSELL		TBR MR Equipe GP3 P&M TRIDENT -			
IDEAL LAP TIME : 1:04.879		BEST LAP TIME : 1:04.879		DIFFERENCE : 0.000			
LAP	SECTOR 1	SECTOR 2	LAP TIME	MPH	DIFF	TIME OF DAY	
1 -	42.391	26.972	1:09.363	62.69	4.484	10:25:11.512	
2 -	40.920	26.567	1:07.487	64.43	2.608	10:26:18.999	
3 -	39.681	26.200	1:05.881 (2)	66.00	1.002	10:27:24.880	
4 -	40.202	26.187	1:06.389 (3)	65.50	1.510	10:28:31.269	
5 -	38.884	25.995	1:04.879 (1)	67.02		10:29:36.148	

P18 46 Over		A NOURISH / M LEEFLANG		Nourish WESLAKE - dave nourish			
IDEAL LAP TIME : 1:04.972		BEST LAP TIME : 1:04.972		DIFFERENCE : 0.000			
LAP	SECTOR 1	SECTOR 2	LAP TIME	MPH	DIFF	TIME OF DAY	
1 -	OUTLAP	28.129	1:13.619	59.06	8.647	10:25:34.132	
2 -	39.842	26.788	1:06.630	65.26	1.658	10:26:40.762	
3 -	39.319	26.197	1:05.516 (3)	66.37	0.544	10:27:46.278	
4 -	39.461	25.988	1:05.449 (2)	66.44	0.477	10:28:51.727	
5 -	39.501	27.802	1:07.303	64.61	2.331	10:29:59.030	
6 -	39.050	25.922	1:04.972 (1)	66.93		10:31:04.002	

P19 39 Up to		I SALTER / S VAN BRECKEL		Norton COMMANDO -			
IDEAL LAP TIME : 1:06.182		BEST LAP TIME : 1:06.182		DIFFERENCE : 0.000			
LAP	SECTOR 1	SECTOR 2	LAP TIME	MPH	DIFF	TIME OF DAY	
1 -	45.180	27.626	1:12.806	59.72	6.624	10:24:58.195	
2 -	41.481	26.582	1:08.063 (3)	63.89	1.881	10:26:06.258	
3 -	40.783	26.921	1:07.704 (2)	64.22	1.522	10:27:13.962	
4 -	39.786	26.396	1:06.182 (1)	65.70		10:28:20.144	

P20 48 Up to		J BEENS / M GOUDZWAARD		Norton SIDECAR -			
IDEAL LAP TIME : 1:06.358		BEST LAP TIME : 1:06.707		DIFFERENCE : 0.349			
LAP	SECTOR 1	SECTOR 2	LAP TIME	MPH	DIFF	TIME OF DAY	
1 -	41.496	27.643	1:09.139	62.89	2.432	10:24:48.142	
2 -	40.969	27.435	1:08.404	63.57	1.697	10:25:56.546	
3 -	39.560	27.428	1:06.988 (3)	64.91	0.281	10:27:03.534	
4 -	39.542	27.165	1:06.707 (1)	65.18		10:28:10.241	
5 -	40.142	26.954	1:07.096	64.81	0.389	10:29:17.337	
6 -	39.404	27.324	1:06.728 (2)	65.16	0.021	10:30:24.065	

P21 62 Up to		R SCHOONDERBEEK / M VAN DEN BOR					
IDEAL LAP TIME : 1:06.670		BEST LAP TIME : 1:07.077		DIFFERENCE : 0.407			
LAP	SECTOR 1	SECTOR 2	LAP TIME	MPH	DIFF	TIME OF DAY	
1 -	45.579	28.411	1:13.990	58.77	6.913	10:25:05.257	
2 -	42.378	26.845	1:09.223	62.82	2.146	10:26:14.480	
3 -	41.242	27.789	1:09.031	62.99	1.954	10:27:23.511	
4 -	40.007	27.070	1:07.077 (1)	64.83		10:28:30.588	
5 -	40.781	27.189	1:07.970	63.97	0.893	10:29:38.558	
6 -	40.052	27.306	1:07.358 (2)	64.55	0.281	10:30:45.916	
7 -	41.237	26.663	1:07.900 (3)	64.04	0.823	10:31:53.816	

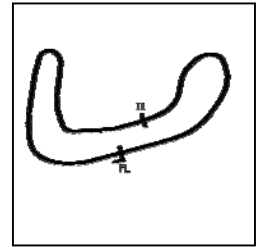
Weather / Track : Cloudy / Dry

Brands Hatch Indy
Circuit Length = 1.2079 miles
Start: 10:22 Flag 10:30 End: 10:31

BMCRC - MRO Championships 2019 - Rnd 9 @ Brands Hatch Indy

Camathias Cup European Sidecars

FREE PRACTICE - SECTOR ANALYSIS



SECTOR 1 = FL to I1, SECTOR 2 = I1 to FL, DIFF = Difference To Personal Best Lap, P = Crossed Finish Line in Pit Lane, D = Time Disallowed

P22 113 Over T SAWYER / D MILLS			BGR Honda -			
IDEAL LAP TIME : 1:08.630		BEST LAP TIME : 1:08.730		DIFFERENCE : 0.100		
LAP	SECTOR 1	SECTOR 2	LAP TIME	MPH	DIFF	TIME OF DAY
1 -	47.576	29.957	1:17.533	56.08	8.803	10:25:20.742
2 -	44.022	27.269	1:11.291	60.99	2.561	10:26:32.033
3 -	43.261	27.319	1:10.580	61.61	1.850	10:27:42.613
4 -	41.601	27.129	1:08.730 (1)	63.27		10:28:51.343
5 -	42.374	27.635	1:10.009 (3)	62.11	1.279	10:30:01.352
6 -	41.501	27.788	1:09.289 (2)	62.76	0.559	10:31:10.641

P23 29 Up to A POPE / J CHRISTOPHER			Triumph THUNDERBIRD -			
IDEAL LAP TIME : 1:08.792		BEST LAP TIME : 1:08.792		DIFFERENCE : 0.000		
LAP	SECTOR 1	SECTOR 2	LAP TIME	MPH	DIFF	TIME OF DAY
1 -	OUTLAP	29.320	1:21.290	53.49	12.498	10:26:13.176
2 -	42.222	28.810	1:11.032	61.22	2.240	10:27:24.208
3 -	41.425	28.610	1:10.035 (3)	62.09	1.243	10:28:34.243
4 -	40.388	28.404	1:08.792 (1)	63.21		10:29:43.035
5 -	40.990	28.595	1:09.585 (2)	62.49	0.793	10:30:52.620

P24 111 Up to P JAGUSINSKI / A BONA			MRE BMW -			
IDEAL LAP TIME : 1:09.713		BEST LAP TIME : 1:10.172		DIFFERENCE : 0.459		
LAP	SECTOR 1	SECTOR 2	LAP TIME	MPH	DIFF	TIME OF DAY
1 -	44.638	28.869	1:13.507	59.15	3.335	10:25:15.751
2 -	42.900	29.037	1:11.937	60.45	1.765	10:26:27.688
3 -	42.570	28.031	1:10.601 (2)	61.59	0.429	10:27:38.289
4 -	42.598	28.238	1:10.836 (3)	61.38	0.664	10:28:49.125
5 -	41.682	28.490	1:10.172 (1)	61.97		10:29:59.297
6 -	43.392	28.668	1:12.060	60.34	1.888	10:31:11.357

P25 11 Over C NICKLES / S COX			Komnic BMC -			
IDEAL LAP TIME : 1:11.459		BEST LAP TIME : 1:11.533		DIFFERENCE : 0.074		
LAP	SECTOR 1	SECTOR 2	LAP TIME	MPH	DIFF	TIME OF DAY
1 -	46.697	30.754	1:17.451	56.14	5.918	10:25:08.015
2 -	44.944	28.812	1:13.756	58.95	2.223	10:26:21.771
3 -	44.210	29.159	1:13.369	59.27	1.836	10:27:35.140
4 -	43.365	28.322	1:11.687 (2)	60.66	0.154	10:28:46.827
5 -	43.137	28.396	1:11.533 (1)	60.79		10:29:58.360
6 -	43.159	28.796	1:11.955 (3)	60.43	0.422	10:31:10.315

P26 64 Up to J CHRISTIAN / J HARDISTY			Norton -			
IDEAL LAP TIME : 1:09.646		BEST LAP TIME : 1:12.206		DIFFERENCE : 2.560		
LAP	SECTOR 1	SECTOR 2	LAP TIME	MPH	DIFF	TIME OF DAY
1 -	42.122	30.084	1:12.206 (1)	60.22		10:25:07.590
2 -	46.914	IN PIT	5:10.694 P	13.99	3:58.488	10:30:18.284
3 -	OUTLAP	27.524	1:11.936	60.45		10:31:30.220

Weather / Track : Cloudy / Dry

BMCRC - MRO Championships 2019 - Rnd 9 @ Brands Hatch Indy

Camathias Cup European Sidecars

FREE PRACTICE - BEST SECTORS



SECTOR 1			SECTOR 2			IDEAL / BEST COMPARISON						
POS	NO	NAME	TIME	NO	NAME	TIME	POS	NO	NAME	IDEAL	BEST	DIFF
									PERFECT LAP	59.894		
1	14	S HEGARTY / T CHRISTIE	35.878	9	E WRIGHT / K CLARKE	24.016	1	14		1:00.287	1:00.656	0.369
2	8	J PERKINS / I NICKELS	36.243	197	A DAWSON / B DAWSON	24.325	2	8		1:00.578	1:01.327	0.749
3	5	J GRISTWOOD / S REEVES	36.791	8	J PERKINS / I NICKELS	24.335	3	9		1:01.046	1:01.081	0.035
4	13	H JONKER / P VISSCHER	36.906	5	J GRISTWOOD / S REEVES	24.370	4	5		1:01.161	1:01.256	0.095
5	9	E WRIGHT / K CLARKE	37.030	147	D LISSAMAN / M LEETON	24.401	5	197		1:01.644	1:01.968	0.324
6	56	M VERMEULEN / J HAHN	37.182	14	S HEGARTY / T CHRISTIE	24.409	6	147		1:01.803	1:01.965	0.162
7	24	T THIRKELL / T JOHNSON	37.226	24	T THIRKELL / T JOHNSON	24.856	7	13		1:01.999	1:02.087	0.088
8	197	A DAWSON / B DAWSON	37.319	16	B PHETHEAN / A CRACKNELL	24.890	8	24		1:02.082	1:02.082	0.000
9	66	B NOEL / G SACCHETTINI	37.370	53	C FAULKNER / B ROBSON	24.924	9	17		1:02.506	1:02.506	0.000
10	147	D LISSAMAN / M LEETON	37.402	99	P GEFFRAY / A HAYNES	24.982	10	99		1:02.552	1:02.552	0.000
11	17	K WALTERS / A THOMAS	37.435	17	K WALTERS / A THOMAS	25.071	11	66		1:02.590	1:02.590	0.000
12	96	R HOLMES / P ALLEBONE	37.521	13	H JONKER / P VISSCHER	25.093	12	96		1:02.621	1:02.921	0.300
13	99	P GEFFRAY / A HAYNES	37.570	96	R HOLMES / P ALLEBONE	25.100	13	53		1:02.724	1:02.724	0.000
14	53	C FAULKNER / B ROBSON	37.800	66	B NOEL / G SACCHETTINI	25.220	14	56		1:02.934	1:03.204	0.270
15	125	N THOMAS / D SIMONS	37.806	125	N THOMAS / D SIMONS	25.308	15	16		1:03.065	1:03.201	0.136
16	16	B PHETHEAN / A CRACKNELL	38.175	56	M VERMEULEN / J HAHN	25.752	16	125		1:03.114	1:03.297	0.183
17	118	G TAPSELL / I TAPSELL	38.884	46	A NOURISH / M LEEFLANG	25.922	17	118		1:04.879	1:04.879	0.000
18	46	A NOURISH / M LEEFLANG	39.050	118	G TAPSELL / I TAPSELL	25.995	18	46		1:04.972	1:04.972	0.000
19	48	J BEENS / M GOUDZWAARD	39.404	39	I SALTER / S VAN BRECKEL	26.396	19	39		1:06.182	1:06.182	0.000
20	39	I SALTER / S VAN BRECKEL	39.786	62	R SCHOONDERBEEK / M VAN	26.663	20	48		1:06.358	1:06.707	0.349
21	62	R SCHOONDERBEEK / M VAN	40.007	48	J BEENS / M GOUDZWAARD	26.954	21	62		1:06.670	1:07.077	0.407
22	9	A POPE / J CHRISTOPHER	40.388	113	T SAWYER / D MILLS	27.129	22	113		1:08.630	1:08.730	0.100
23	113	T SAWYER / D MILLS	41.501	64	J CHRISTIAN / J HARDISTY	27.524	23	29		1:08.792	1:08.792	0.000
24	111	P JAGUSINSKI / A BONA	41.682	111	P JAGUSINSKI / A BONA	28.031	24	64		1:09.646	1:12.206	2.560
25	64	J CHRISTIAN / J HARDISTY	42.122	11	C NICKLES / S COX	28.322	25	111		1:09.713	1:10.172	0.459
26	11	C NICKLES / S COX	43.137	29	A POPE / J CHRISTOPHER	28.404	26	11		1:11.459	1:11.533	0.074

Weather / Track : Cloudy / Dry

Results can be found at www.tsl-timing.com

Brands Hatch Indy
Circuit Length = 1.2079 miles
Start: 10:22 Flag 10:30 End: 10:31

Printed - 10:43 Saturday, 05 October 2019



BMCRC - MRO Championships 2019 - Rnd 9 @ Brands Hatch Indy

Camathias Cup European Sidecars

FREE PRACTICE - STATISTICS

Competitors Started 26
Planned Start 2019-10-05 @ 10:15:00.000
Actual Start 2019-10-05 @ 10:22:48.628
Finish Time 2019-10-05 @ 10:30:48.813
Track Length 1.2079mi.
Total Laps 159
Total Distance Covered 192.0633mi.

Session Fastest Lap History

NO	CL	NAME	LAP TIME	TIME OF DAY	LAP	VEHICLE
147	Over	D LISSAMAN / M LEETON	1:06.242	10:24:34.274	1	JPR BMW
16	Over	B PHETHEAN / A CRACKNELL	1:05.007	10:24:35.843	1	Windle BMW
24	Over	T THIRKELL / T JOHNSON	1:04.291	10:24:44.240	1	MRE BMW
147	Over	D LISSAMAN / M LEETON	1:02.735	10:25:37.010	2	JPR BMW
197	Over	A DAWSON / B DAWSON	1:02.318	10:25:50.821	2	MOORESPEED BMW
5	Over	J GRISTWOOD / S REEVES	1:02.037	10:26:44.047	3	D&D MOORESPEED BMW
14	Over	S HEGARTY / T CHRISTIE	1:00.989	10:28:23.579	4	Christie HONDA
14	Over	S HEGARTY / T CHRISTIE	1:00.922	10:30:25.874	6	Christie HONDA
14	Over	S HEGARTY / T CHRISTIE	1:00.656	10:31:26.530	7	Christie HONDA

Flag History

TYPE	TIME OF DAY
GREEN	10:22:48.628
FINISH	10:30:48.813

Flag Statistics

TYPE	COUNT	TOTAL LAPS	TOTAL TIME
Green	1	7	9:08.307
Red	0	0	0.000
Safety Car	0	0	0.000
FCY	0	0	0.000

Weather / Track : Cloudy / Dry

These results are provisional until the conclusion of any judicial and technical matters.

Brands Hatch Indy

Circuit Length = 1.2079 miles

Start: 10:22 Flag 10:30 End: 10:31

Clerk Of Course :		Timekeeper :
-------------------	--	--------------

BMCRC - MRO Championships 2019 - Rnd 9 @ Brands Hatch Indy

Camathias Cup European Sidecars

FREE PRACTICE - STATISTICS

CLASS : Over

18 Starters

Fastest Lap History

NO	NAME	LAP TIME	TIME OF DAY	LAP	VEHICLE
147	D LISSAMAN / M LEETON	1:06.242	10:24:34.274	1	JPR BMW
16	B PHETHEAN / A CRACKNELL	1:05.007	10:24:35.843	1	Windle BMW
24	T THIRKELL / T JOHNSON	1:04.291	10:24:44.240	1	MRE BMW
147	D LISSAMAN / M LEETON	1:02.735	10:25:37.010	2	JPR BMW
197	A DAWSON / B DAWSON	1:02.318	10:25:50.821	2	MOORESPEED BMW
5	J GRISTWOOD / S REEVES	1:02.037	10:26:44.047	3	D&D MOORESPEED BMW
14	S HEGARTY / T CHRISTIE	1:00.989	10:28:23.579	4	Christie HONDA
14	S HEGARTY / T CHRISTIE	1:00.922	10:30:25.874	6	Christie HONDA
14	S HEGARTY / T CHRISTIE	1:00.656	10:31:26.530	7	Christie HONDA

Weather / Track : Cloudy / Dry

These results are provisional until the conclusion of any judicial and technical matters.

Brands Hatch Indy

Circuit Length = 1.2079 miles

Start: 10:22 Flag 10:30 End: 10:31

Clerk Of Course :

Timekeeper :

BMCRC - MRO Championships 2019 - Rnd 9 @ Brands Hatch Indy

Camathias Cup European Sidecars

FREE PRACTICE - STATISTICS

CLASS : Up to

8 Starters

Fastest Lap History

NO	NAME	LAP TIME	TIME OF DAY	LAP	VEHICLE
48	J BEENS / M GOUDZWAARD	1:09.139	10:24:48.160	1	Norton SIDECAR
56	M VERMEULEN / J HAHN	1:06.794	10:25:22.668	1	Triumph BONNEVILLE
125	N THOMAS / D SIMONS	1:05.366	10:26:11.502	2	Shelbourne YAMAHA
125	N THOMAS / D SIMONS	1:04.371	10:27:15.869	3	Shelbourne YAMAHA
125	N THOMAS / D SIMONS	1:03.297	10:28:19.166	4	Shelbourne YAMAHA
56	M VERMEULEN / J HAHN	1:03.252	10:28:37.884	4	Triumph BONNEVILLE
56	M VERMEULEN / J HAHN	1:03.204	10:31:50.456	7	Triumph BONNEVILLE

Weather / Track : Cloudy / Dry

These results are provisional until the conclusion of any judicial and technical matters.

Brands Hatch Indy

Circuit Length = 1.2079 miles

Start: 10:22 Flag 10:30 End: 10:31

Clerk Of Course :

Timekeeper :

BMCRC - MRO Championships 2019 - Rnd 9 @ Brands Hatch Indy

Camathias Cup European Sidecars

QUALIFYING - CLASSIFICATION



POS	NO	CL	PIC NAME	ENTRY	TIME	ON	LAPS	GAP	DIFF	MPH
1	8	Over	1 J PERKINS / I NICKELS	- Pocket 2019	58.224	9	10			74.68
2	14	Over	2 S HEGARTY / T CHRISTIE	Christie HONDA - Sean Hegarty Ltd	58.485	3	9	0.261	0.261	74.35
3	9	Over	3 E WRIGHT / K CLARKE	WINDLE MOORESPEED BMW - Eddys Moto LTD	58.971	6	10	0.747	0.486	73.74
4	147	Over	4 D LISSAMAN / M LEETON	JPR BMW -	1:00.202	3	13	1.978	1.231	72.23
5	5	Over	5 J GRISTWOOD / S REEVES	D&D MOORESPEED BMW -	1:00.465	3	9	2.241	0.263	71.91
6	197	Over	6 A DAWSON / B DAWSON	MOORESPEED BMW -	1:00.629	4	9	2.405	0.164	71.72
7	13	Over	7 H JONKER / P VISSCHER	Moto Guzzi KNEELER -	1:00.652	3	9	2.428	0.023	71.69
8	24	Over	8 T THIRKELL / T JOHNSON	MRE BMW -	1:00.858	2	10	2.634	0.206	71.45
9	96	Over	9 R HOLMES / P ALLEBONE	Lynx SAAB -	1:00.905	3	6	2.681	0.047	71.39
10	99	Over	10 P GEFFRAY / A HAYNES	BMW -	1:01.113	4	4	2.889	0.208	71.15
11	125	Up to	1 N THOMAS / D SIMONS	Shelbourne YAMAHA -	1:01.332	7	7	3.108	0.219	70.90
12	16	Over	11 B PHETHEAN / A CRACKNELL	Windle BMW -	1:01.437	5	9	3.213	0.105	70.78
13	17	Over	12 K WALTERS / A THOMAS	Belas HONDA CB650 - Team Walters And Thomas Sidec	1:01.567	9	9	3.343	0.130	70.63
14	46	Over	13 A NOURISH / M LEEFLANG	Nourish WESLAKE - dave nourish	1:01.571	5	12	3.347	0.004	70.62
15	53	Over	14 C FAULKNER / B ROBSON	MRE RODWELL IMP -	1:02.162	5	5	3.938	0.591	69.95
16	56	Up to	2 M VERMEULEN / J HAHN	Triumph BONNEVILLE -	1:02.349	5	7	4.125	0.187	69.74
17	66	Over	15 B NOEL / G SACCHETTINI	MRE BMW -	1:02.599	4	10	4.375	0.250	69.46
18	118	Over	16 G TAPSELL / I TAPSELL	TBR MR Equipe GP3 P&M TRIDENT -	1:03.614	7	12	5.390	1.015	68.35
19	39	Up to	3 I SALTER / S VAN BRECKEL	Norton COMMANDO -	1:05.212	3	4	6.988	1.598	66.68
20	48	Up to	4 J BEENS / M GOUDZWAARD	Norton SIDECAR -	1:05.334	8	9	7.110	0.122	66.55
21	64	Up to	5 J CHRISTIAN / J HARDISTY	Norton -	1:05.937	3	8	7.713	0.603	65.95
22	62	Up to	6 R SCHOONDERBEEK / M VAN DEN	-	1:06.403	11	11	8.179	0.466	65.48
23	11	Over	17 C NICKLES / S COX	Komnic BMC -	1:08.813	7	8	10.589	2.410	63.19
24	29	Up to	7 A POPE / J CHRISTOPHER	Triumph THUNDERBIRD -	1:08.988	11	11	10.764	0.175	63.03
25	111	Up to	8 P JAGUSINSKI / A BONA	MRE BMW -	1:09.895	7	11	11.671	0.907	62.21

Weather / Track : Cloudy / Dry

These results are provisional until the conclusion of any judicial and technical matters.

Brands Hatch Indy

Circuit Length = 1.2079 miles

Start: 13:39 Flag 13:52 End: 13:53

Clerk Of Course :	Steward :	Timekeeper :
-------------------	-----------	--------------

Results can be found at www.tsl-timing.com

Printed - 13:54 Saturday, 05 October 2019



BMCRC - MRO Championships 2019 - Rnd 9 @ Brands Hatch Indy

Camathias Cup European Sidecars

QUALIFYING - COMBINED CLASSIFICATION



POS	NO	CL	PIC NAME	ENTRY	FIRST		SECOND		GAP	DIFF
					TIME	LAPS	TIME	LAPS		
1	8	Over	1 J PERKINS / I NICKELS	- Pocket 2019	1:01.327	5	58.224	10		
2	14	Over	2 S HEGARTY / T CHRISTIE	Christie HONDA - Sean Hegarty Ltd	1:00.656	7	58.485	9	0.261	0.261
3	9	Over	3 E WRIGHT / K CLARKE	WINDLE MOORESPEED BMW - Eddys Moto LTD	1:01.081	7	58.971	10	0.747	0.486
4	147	Over	4 D LISSAMAN / M LEETON	JPR BMW -	1:01.965	7	1:00.202	13	1.978	1.231
5	5	Over	5 J GRISTWOOD / S REEVES	D&D MOORESPEED BMW -	1:01.256	7	1:00.465	9	2.241	0.263
6	197	Over	6 A DAWSON / B DAWSON	MOORESPEED BMW -	1:01.968	7	1:00.629	9	2.405	0.164
7	13	Over	7 H JONKER / P VISSCHER	Moto Guzzi KNEELER -	1:02.087	7	1:00.652	9	2.428	0.023
8	24	Over	8 T THIRKELL / T JOHNSON	MRE BMW -	1:02.082	7	1:00.858	10	2.634	0.206
9	96	Over	9 R HOLMES / P ALLEBONE	Lynx SAAB -	1:02.921	7	1:00.905	6	2.681	0.047
10	99	Over	10 P GEFFRAY / A HAYNES	BMW -	1:02.552	6	1:01.113	4	2.889	0.208
11	125	Up to	1 N THOMAS / D SIMONS	Shelbourne YAMAHA -	1:03.297	5	1:01.332	7	3.108	0.219
12	16	Over	11 B PHETHEAN / A CRACKNELL	Windle BMW -	1:03.201	7	1:01.437	9	3.213	0.105
13	17	Over	12 K WALTERS / A THOMAS	Belas HONDA CB650 - Team Walters And Thomas Sidec	1:02.506	7	1:01.567	9	3.343	0.130
14	46	Over	13 A NOURISH / M LEEFLANG	Nourish WESLAKE - dave nourish	1:04.972	6	1:01.571	12	3.347	0.004
15	53	Over	14 C FAULKNER / B ROBSON	MRE RODWELL IMP -	1:02.724	5	1:02.162	5	3.938	0.591
16	56	Up to	2 M VERMEULEN / J HAHN	Triumph BONNEVILLE -	1:03.204	7	1:02.349	7	4.125	0.187
17	66	Over	15 B NOEL / G SACCHETTINI	MRE BMW -	1:02.590	7	1:02.599	10	4.366	0.241
18	118	Over	16 G TAPSELL / I TAPSELL	TBR MR Equipe GP3 P&M TRIDENT -	1:04.879	5	1:03.614	12	5.390	1.024
19	39	Up to	3 I SALTER / S VAN BRECKEL	Norton COMMANDO -	1:06.182	4	1:05.212	4	6.988	1.598
20	48	Up to	4 J BEENS / M GOUDZWAARD	Norton SIDECAR -	1:06.707	6	1:05.334	9	7.110	0.122
21	64	Up to	5 J CHRISTIAN / J HARDISTY	Norton -	1:12.206	3	1:05.937	8	7.713	0.603
22	62	Up to	6 R SCHOONDERBEEK / M VAN DEN	-	1:07.077	7	1:06.403	11	8.179	0.466
23	113	Over	17 T SAWYER / D MILLS	BGR Honda -	1:08.730	6		0	10.506	2.327
24	29	Up to	7 A POPE / J CHRISTOPHER	Triumph THUNDERBIRD -	1:08.792	5	1:08.988	11	10.568	0.062
25	11	Over	18 C NICKLES / S COX	Komnic BMC -	1:11.533	6	1:08.813	8	10.589	0.021
26	111	Up to	8 P JAGUSINSKI / A BONA	MRE BMW -	1:10.172	6	1:09.895	11	11.671	1.082

Weather / Track : Cloudy / Dry

These results are provisional until the conclusion of any judicial and technical matters.

Brands Hatch Indy

Circuit Length = 1.2079 miles

Start: 13:39 Flag 13:52 End: 13:53

Clerk Of Course :	Timekeeper :
-------------------	--------------

Results can be found at www.tsl-timing.com

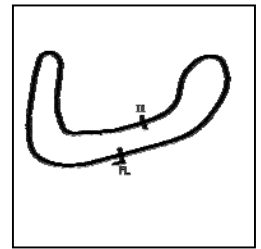
Printed - 13:55 Saturday, 05 October 2019



BMCRC - MRO Championships 2019 - Rnd 9 @ Brands Hatch Indy

Camathias Cup European Sidecars

QUALIFYING - SECTOR ANALYSIS



SECTOR 1 = FL to I1, SECTOR 2 = I1 to FL, DIFF = Difference To Personal Best Lap, P = Crossed Finish Line in Pit Lane, D = Time Disallowed

P1		8 Over		J PERKINS / I NICKELS		- Pocket 2019	
IDEAL LAP TIME : 58.112		BEST LAP TIME : 58.224		DIFFERENCE : 0.112			
LAP	SECTOR 1	SECTOR 2	LAP TIME	MPH	DIFF	TIME OF DAY	
1 -	35.560	24.008	59.568	73.00	1.344	13:41:07.694	
2 -	35.071	23.733	58.804	73.95	0.580	13:42:06.498	
3 -	35.109	23.866	58.975	73.73	0.751	13:43:05.473	
4 -	35.047	24.113	59.160	73.50	0.936	13:44:04.633	
5 -	36.341	23.978	1:00.319	72.09	2.095	13:45:04.952	
6 -	34.802	23.979	58.781	73.97	0.557	13:46:03.733	
7 -	34.996	23.439	58.435 (3)	74.41	0.211	13:47:02.168	
8 -	35.290	23.948	59.238	73.40	1.014	13:48:01.406	
9 -	34.872	23.352	58.224 (1)	74.68		13:48:59.630	
10 -	34.760	23.610	58.370 (2)	74.50	0.146	13:49:58.000	

P2		14 Over		S HEGARTY / T CHRISTIE		Christie HONDA - Sean Hegarty Ltd	
IDEAL LAP TIME : 57.766		BEST LAP TIME : 58.485		DIFFERENCE : 0.719			
LAP	SECTOR 1	SECTOR 2	LAP TIME	MPH	DIFF	TIME OF DAY	
1 -	37.376	24.465	1:01.841	70.31	3.356	13:41:27.303	
2 -	35.154	24.538	59.692	72.85	1.207	13:42:26.995	
3 -	34.413	24.072	58.485 (1)	74.35		13:43:25.480	
4 -	35.134	23.824	58.958 (3)	73.75	0.473	13:44:24.438	
5 -	35.779	23.353	59.132	73.54	0.647	13:45:23.570	
6 -	35.221	23.812	59.033	73.66	0.548	13:46:22.603	
7 -	35.285	23.575	58.860 (2)	73.88	0.375	13:47:21.463	
8 -	35.447	23.513	58.960	73.75	0.475	13:48:20.423	
9 -	35.862	23.436	59.298	73.33	0.813	13:49:19.721	

P3		9 Over		E WRIGHT / K CLARKE		WINDLE MOORESPEED BMW - Eddys Moto LTD	
IDEAL LAP TIME : 58.721		BEST LAP TIME : 58.971		DIFFERENCE : 0.250			
LAP	SECTOR 1	SECTOR 2	LAP TIME	MPH	DIFF	TIME OF DAY	
1 -	37.881	24.309	1:02.190	69.92	3.219	13:41:27.688	
2 -	36.115	24.120	1:00.235	72.19	1.264	13:42:27.923	
3 -	35.508	23.669	59.177 (3)	73.48	0.206	13:43:27.100	
4 -	36.253	23.860	1:00.113	72.34	1.142	13:44:27.213	
5 -	35.776	24.015	59.791	72.73	0.820	13:45:27.004	
6 -	35.403	23.568	58.971 (1)	73.74		13:46:25.975	
7 -	35.489	23.575	59.064 (2)	73.62	0.093	13:47:25.039	
8 -	35.153	24.336	59.489	73.09	0.518	13:48:24.528	
9 -	36.299	23.699	59.998	72.47	1.027	13:49:24.526	
10 -	35.718	24.377	1:00.095	72.36	1.124	13:50:24.621	

P4		147 Over		D LISSAMAN / M LEETON		JPR BMW -	
IDEAL LAP TIME : 1:00.202		BEST LAP TIME : 1:00.202		DIFFERENCE : 0.000			
LAP	SECTOR 1	SECTOR 2	LAP TIME	MPH	DIFF	TIME OF DAY	
1 -	37.663	24.853	1:02.516	69.55	2.314	13:41:10.852	
2 -	36.972	24.173	1:01.145	71.11	0.943	13:42:11.997	
3 -	36.199	24.003	1:00.202 (1)	72.23		13:43:12.199	
4 -	36.746	24.349	1:01.095	71.17	0.893	13:44:13.294	
5 -	37.668	25.507	1:03.175	68.83	2.973	13:45:16.469	
6 -	37.380	24.892	1:02.272	69.83	2.070	13:46:18.741	
7 -	37.237	24.127	1:01.364	70.86	1.162	13:47:20.105	
8 -	36.904	24.611	1:01.515	70.69	1.313	13:48:21.620	
9 -	36.486	24.395	1:00.881 (3)	71.42	0.679	13:49:22.501	
10 -	37.841	24.979	1:02.820	69.22	2.618	13:50:25.321	
11 -	36.818	24.058	1:00.876 (2)	71.43	0.674	13:51:26.197	
12 -	36.754	24.188	1:00.942	71.35	0.740	13:52:27.139	
13 -	37.507	25.110	1:02.617	69.44	2.415	13:53:29.756	

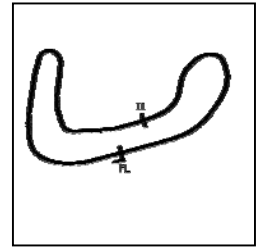
Weather / Track : Cloudy / Dry

Brands Hatch Indy
Circuit Length = 1.2079 miles
Start: 13:39 Flag 13:52 End: 13:53

BMCRC - MRO Championships 2019 - Rnd 9 @ Brands Hatch Indy

Camathias Cup European Sidecars

QUALIFYING - SECTOR ANALYSIS



SECTOR 1 = FL to I1, SECTOR 2 = I1 to FL, DIFF = Difference To Personal Best Lap, P = Crossed Finish Line in Pit Lane, D = Time Disallowed

P5 5 Over J GRISTWOOD / S REEVES			D&D MOORESPEED BMW -			
IDEAL LAP TIME : 1:00.465		BEST LAP TIME : 1:00.465	DIFFERENCE : 0.000			
LAP	SECTOR 1	SECTOR 2	LAP TIME	MPH	DIFF	TIME OF DAY
1 -	38.545	24.951	1:03.496	68.48	3.031	13:41:12.295
2 -	36.855	24.518	1:01.373 (3)	70.85	0.908	13:42:13.668
3 -	36.053	24.412	1:00.465 (1)	71.91		13:43:14.133
4 -	36.516	24.506	1:01.022 (2)	71.26	0.557	13:44:15.155
5 -	36.460	25.864	1:02.324	69.77	1.859	13:45:17.479
6 -	36.731	25.028	1:01.759	70.41	1.294	13:46:19.238
7 -	37.378	24.719	1:02.097	70.02	1.632	13:47:21.335
8 -	36.980	25.190	1:02.170	69.94	1.705	13:48:23.505
9 -	37.470	25.743	1:03.213	68.79	2.748	13:49:26.718

P6 197 Over A DAWSON / B DAWSON			MOORESPEED BMW -			
IDEAL LAP TIME : 1:00.424		BEST LAP TIME : 1:00.629	DIFFERENCE : 0.205			
LAP	SECTOR 1	SECTOR 2	LAP TIME	MPH	DIFF	TIME OF DAY
1 -	38.632	24.562	1:03.194	68.81	2.565	13:41:19.752
2 -	36.492	24.593	1:01.085 (3)	71.18	0.456	13:42:20.837
3 -	36.957	24.843	1:01.800	70.36	1.171	13:43:22.637
4 -	36.466	24.163	1:00.629 (1)	71.72		13:44:23.266
5 -	37.591	23.958	1:01.549	70.65	0.920	13:45:24.815
6 -	36.700	24.360	1:01.060 (2)	71.21	0.431	13:46:25.875
7 -	37.365	24.855	1:02.220	69.89	1.591	13:47:28.095
8 -	38.532	24.879	1:03.411	68.57	2.782	13:48:31.506
9 -	39.926	25.377	1:05.303	66.59	4.674	13:49:36.809

P7 13 Over H JONKER / P VISSCHER			Moto Guzzi KNEELER -			
IDEAL LAP TIME : 1:00.301		BEST LAP TIME : 1:00.652	DIFFERENCE : 0.351			
LAP	SECTOR 1	SECTOR 2	LAP TIME	MPH	DIFF	TIME OF DAY
1 -	38.049	25.637	1:03.686	68.28	3.034	13:41:21.768
2 -	36.307	24.860	1:01.167 (3)	71.09	0.515	13:42:22.935
3 -	35.668	24.984	1:00.652 (1)	71.69		13:43:23.587
4 -	37.173	25.102	1:02.275	69.82	1.623	13:44:25.862
5 -	36.636	24.633	1:01.269	70.97	0.617	13:45:27.131
6 -	37.815	26.106	1:03.921	68.03	3.269	13:46:31.052
7 -	36.822	25.167	1:01.989	70.15	1.337	13:47:33.041
8 -	36.143	24.699	1:00.842 (2)	71.47	0.190	13:48:33.883
9 -	37.253	24.879	1:02.132	69.98	1.480	13:49:36.015

P8 24 Over T THIRKELL / T JOHNSON			MRE BMW -			
IDEAL LAP TIME : 1:00.481		BEST LAP TIME : 1:00.858	DIFFERENCE : 0.377			
LAP	SECTOR 1	SECTOR 2	LAP TIME	MPH	DIFF	TIME OF DAY
1 -	37.139	24.893	1:02.032	70.10	1.174	13:41:13.743
2 -	36.389	24.469	1:00.858 (1)	71.45		13:42:14.601
3 -	36.262	24.667	1:00.929 (2)	71.37	0.071	13:43:15.530
4 -	36.712	24.219	1:00.931 (3)	71.36	0.073	13:44:16.461
5 -	36.936	25.300	1:02.236	69.87	1.378	13:45:18.697
6 -	36.785	25.117	1:01.902	70.24	1.044	13:46:20.599
7 -	36.827	24.884	1:01.711	70.46	0.853	13:47:22.310
8 -	37.026	25.066	1:02.092	70.03	1.234	13:48:24.402
9 -	38.968	25.073	1:04.041	67.90	3.183	13:49:28.443
10 -	38.178	25.502	1:03.680	68.28	2.822	13:50:32.123

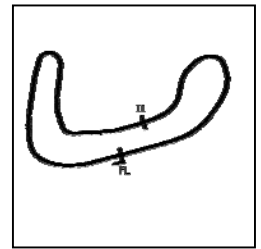
Weather / Track : Cloudy / Dry

Brands Hatch Indy
Circuit Length = 1.2079 miles
Start: 13:39 Flag 13:52 End: 13:53

BMCRC - MRO Championships 2019 - Rnd 9 @ Brands Hatch Indy

Camathias Cup European Sidecars

QUALIFYING - SECTOR ANALYSIS



SECTOR 1 = FL to I1, SECTOR 2 = I1 to FL, DIFF = Difference To Personal Best Lap, P = Crossed Finish Line in Pit Lane, D = Time Disallowed

P9 96 Over		R HOLMES / P ALLEBONE		Lynx SAAB -		
IDEAL LAP TIME : 1:00.508		BEST LAP TIME : 1:00.905		DIFFERENCE : 0.397		
LAP	SECTOR 1	SECTOR 2	LAP TIME	MPH	DIFF	TIME OF DAY
1 -	39.499	24.661	1:04.160	67.77	3.255	13:41:40.805
2 -	38.076	24.634	1:02.710	69.34	1.805	13:42:43.515
3 -	36.218	24.687	1:00.905 (1)	71.39		13:43:44.420
4 -	36.188	24.984	1:01.172 (2)	71.08	0.267	13:44:45.592
5 -	36.313	25.445	1:01.758	70.41	0.853	13:45:47.350
6 -	37.360	24.320	1:01.680 (3)	70.50	0.775	13:46:49.030

P10 99 Over		P GEFFRAY / A HAYNES		BMW -		
IDEAL LAP TIME : 1:01.113		BEST LAP TIME : 1:01.113		DIFFERENCE : 0.000		
LAP	SECTOR 1	SECTOR 2	LAP TIME	MPH	DIFF	TIME OF DAY
1 -	38.508	25.628	1:04.136	67.80	3.023	13:41:28.824
2 -	36.891	24.874	1:01.765 (2)	70.40	0.652	13:42:30.589
3 -	37.270	25.214	1:02.484 (3)	69.59	1.371	13:43:33.073
4 -	36.364	24.749	1:01.113 (1)	71.15		13:44:34.186

P11 125 Up to		N THOMAS / D SIMONS		Shelbourne YAMAHA -		
IDEAL LAP TIME : 1:01.316		BEST LAP TIME : 1:01.332		DIFFERENCE : 0.016		
LAP	SECTOR 1	SECTOR 2	LAP TIME	MPH	DIFF	TIME OF DAY
1 -	38.875	26.411	1:05.286	66.60	3.954	13:41:37.378
2 -	37.130	25.165	1:02.295	69.80	0.963	13:42:39.673
3 -	37.350	24.971	1:02.321	69.77	0.989	13:43:41.994
4 -	37.062	24.841	1:01.903 (3)	70.24	0.571	13:44:43.897
5 -	38.176	25.067	1:03.243	68.76	1.911	13:45:47.140
6 -	36.642	24.875	1:01.517 (2)	70.68	0.185	13:46:48.657
7 -	36.658	24.674	1:01.332 (1)	70.90		13:47:49.989

P12 16 Over		B PHETHEAN / A CRACKNELL		Windle BMW -		
IDEAL LAP TIME : 1:01.437		BEST LAP TIME : 1:01.437		DIFFERENCE : 0.000		
LAP	SECTOR 1	SECTOR 2	LAP TIME	MPH	DIFF	TIME OF DAY
1 -	37.826	24.924	1:02.750	69.30	1.313	13:41:17.708
2 -	37.864	24.814	1:02.678	69.38	1.241	13:42:20.386
3 -	37.230	24.934	1:02.164 (3)	69.95	0.727	13:43:22.550
4 -	37.876	24.854	1:02.730	69.32	1.293	13:44:25.280
5 -	36.907	24.530	1:01.437 (1)	70.78		13:45:26.717
6 -	37.994	26.121	1:04.115	67.82	2.678	13:46:30.832
7 -	37.790	25.100	1:02.890	69.14	1.453	13:47:33.722
8 -	36.946	24.640	1:01.586 (2)	70.61	0.149	13:48:35.308
9 -	37.839	24.706	1:02.545	69.52	1.108	13:49:37.853

P13 17 Over		K WALTERS / A THOMAS		Belas HONDA CB650 - Team Walters And Thomas Sidecar raci		
IDEAL LAP TIME : 1:01.442		BEST LAP TIME : 1:01.567		DIFFERENCE : 0.125		
LAP	SECTOR 1	SECTOR 2	LAP TIME	MPH	DIFF	TIME OF DAY
1 -	38.357	24.801	1:03.158	68.85	1.591	13:41:27.479
2 -	37.727	25.024	1:02.751	69.29	1.184	13:42:30.230
3 -	37.171	25.124	1:02.295	69.80	0.728	13:43:32.525
4 -	37.786	24.887	1:02.673	69.38	1.106	13:44:35.198
5 -	37.422	24.821	1:02.243 (3)	69.86	0.676	13:45:37.441
6 -	37.402	25.110	1:02.512	69.56	0.945	13:46:39.953
7 -	36.881	25.425	1:02.306	69.79	0.739	13:47:42.259
8 -	37.211	24.707	1:01.918 (2)	70.23	0.351	13:48:44.177
9 -	36.735	24.832	1:01.567 (1)	70.63		13:49:45.744

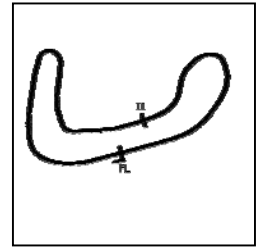
Weather / Track : Cloudy / Dry

Brands Hatch Indy
Circuit Length = 1.2079 miles
Start: 13:39 Flag 13:52 End: 13:53

BMCRC - MRO Championships 2019 - Rnd 9 @ Brands Hatch Indy

Camathias Cup European Sidecars

QUALIFYING - SECTOR ANALYSIS



SECTOR 1 = FL to I1, SECTOR 2 = I1 to FL, DIFF = Difference To Personal Best Lap, P = Crossed Finish Line in Pit Lane, D = Time Disallowed

P14 46 Over		A NOURISH / M LEEFLANG		Nourish WESLAKE - dave nourish			
IDEAL LAP TIME : 1:01.158		BEST LAP TIME : 1:01.571		DIFFERENCE : 0.413			
LAP	SECTOR 1	SECTOR 2	LAP TIME	MPH	DIFF	TIME OF DAY	
1 -	39.277	25.603	1:04.880	67.02	3.309	13:41:20.013	
2 -	37.533	25.444	1:02.977	69.05	1.406	13:42:22.990	
3 -	37.783	25.553	1:03.336	68.65	1.765	13:43:26.326	
4 -	37.295	25.292	1:02.587	69.48	1.016	13:44:28.913	
5 -	36.830	24.741	1:01.571 (1)	70.62		13:45:30.484	
6 -	36.476	25.155	1:01.631 (2)	70.55	0.060	13:46:32.115	
7 -	37.777	24.682	1:02.459	69.62	0.888	13:47:34.574	
8 -	37.840	24.723	1:02.563	69.50	0.992	13:48:37.137	
9 -	37.104	24.854	1:01.958 (3)	70.18	0.387	13:49:39.095	
10 -	36.972	27.071	1:04.043	67.90	2.472	13:50:43.138	
11 -	37.466	25.037	1:02.503	69.57	0.932	13:51:45.641	
12 -	37.935	25.287	1:03.222	68.78	1.651	13:52:48.863	

P15 53 Over		C FAULKNER / B ROBSON		MRE RODWELL IMP -			
IDEAL LAP TIME : 1:01.985		BEST LAP TIME : 1:02.162		DIFFERENCE : 0.177			
LAP	SECTOR 1	SECTOR 2	LAP TIME	MPH	DIFF	TIME OF DAY	
1 -	40.028	25.092	1:05.120	66.77	2.958	13:41:26.431	
2 -	38.686	25.161	1:03.847	68.10	1.685	13:42:30.278	
3 -	38.051	25.157	1:03.208 (3)	68.79	1.046	13:43:33.486	
4 -	37.429	24.816	1:02.245 (2)	69.86	0.083	13:44:35.731	
5 -	37.606	24.556	1:02.162 (1)	69.95		13:45:37.893	

P16 56 Up to		M VERMEULEN / J HAHN		Triumph BONNEVILLE -			
IDEAL LAP TIME : 1:02.349		BEST LAP TIME : 1:02.349		DIFFERENCE : 0.000			
LAP	SECTOR 1	SECTOR 2	LAP TIME	MPH	DIFF	TIME OF DAY	
1 -	1:45.808	1:04.351	2:50.159	25.55	1:47.810	13:43:07.080	
2 -	37.991	25.785	1:03.776 (3)	68.18	1.427	13:44:10.856	
3 -	38.968	25.628	1:04.596	67.32	2.247	13:45:15.452	
4 -	37.220	25.233	1:02.453 (2)	69.63	0.104	13:46:17.905	
5 -	37.165	25.184	1:02.349 (1)	69.74		13:47:20.254	
6 -	38.046	26.168	1:04.214	67.72	1.865	13:48:24.468	
7 -	39.344	25.786	1:05.130	66.76	2.781	13:49:29.598	

P17 66 Over		B NOEL / G SACCHETTINI		MRE BMW -			
IDEAL LAP TIME : 1:02.334		BEST LAP TIME : 1:02.599		DIFFERENCE : 0.265			
LAP	SECTOR 1	SECTOR 2	LAP TIME	MPH	DIFF	TIME OF DAY	
1 -	39.189	25.872	1:05.061	66.83	2.462	13:41:13.959	
2 -	37.809	25.769	1:03.578	68.39	0.979	13:42:17.537	
3 -	37.761	25.425	1:03.186	68.82	0.587	13:43:20.723	
4 -	37.278	25.321	1:02.599 (1)	69.46		13:44:23.322	
5 -	37.885	25.124	1:03.009	69.01	0.410	13:45:26.331	
6 -	37.606	26.547	1:04.153	67.78	1.554	13:46:30.484	
7 -	37.606	25.887	1:03.493	68.48	0.894	13:47:33.977	
8 -	37.703	25.093	1:02.796 (2)	69.24	0.197	13:48:36.773	
9 -	37.739	25.087	1:02.826 (3)	69.21	0.227	13:49:39.599	
10 -	37.247	26.573	1:03.820	68.13	1.221	13:50:43.419	

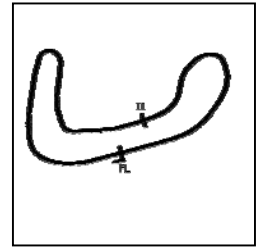
Weather / Track : Cloudy / Dry

Brands Hatch Indy
Circuit Length = 1.2079 miles
Start: 13:39 Flag 13:52 End: 13:53

BMCRC - MRO Championships 2019 - Rnd 9 @ Brands Hatch Indy

Camathias Cup European Sidecars

QUALIFYING - SECTOR ANALYSIS



SECTOR 1 = FL to I1, SECTOR 2 = I1 to FL, DIFF = Difference To Personal Best Lap, P = Crossed Finish Line in Pit Lane, D = Time Disallowed

P18 118 Over		G TAPSELL / I TAPSELL		TBR MR Equipe GP3 P&M TRIDENT -		
IDEAL LAP TIME : 1:03.578		BEST LAP TIME : 1:03.614		DIFFERENCE : 0.036		
LAP	SECTOR 1	SECTOR 2	LAP TIME	MPH	DIFF	TIME OF DAY
1 -	40.116	25.381	1:05.497	66.39	1.883	13:41:39.852
2 -	38.218	25.636	1:03.854	68.10	0.240	13:42:43.706
3 -	38.717	25.797	1:04.514	67.40	0.900	13:43:48.220
4 -	38.738	25.522	1:04.260	67.67	0.646	13:44:52.480
5 -	38.821	25.641	1:04.462	67.45	0.848	13:45:56.942
6 -	38.418	25.360	1:03.778 (3)	68.18	0.164	13:47:00.720
7 -	38.233	25.381	1:03.614 (1)	68.35		13:48:04.334
8 -	38.780	25.737	1:04.517	67.40	0.903	13:49:08.851
9 -	38.917	25.480	1:04.397	67.52	0.783	13:50:13.248
10 -	38.724	26.031	1:04.755	67.15	1.141	13:51:18.003
11 -	38.855	27.461	1:06.316	65.57	2.702	13:52:24.319
12 -	38.265	25.479	1:03.744 (2)	68.21	0.130	13:53:28.063

P19 39 Up to		I SALTER / S VAN BRECKEL		Norton COMMANDO -		
IDEAL LAP TIME : 1:04.667		BEST LAP TIME : 1:05.212		DIFFERENCE : 0.545		
LAP	SECTOR 1	SECTOR 2	LAP TIME	MPH	DIFF	TIME OF DAY
1 -	42.577	26.959	1:09.536	62.53	4.324	13:41:33.412
2 -	42.030	26.627	1:08.657 (3)	63.33	3.445	13:42:42.069
3 -	38.992	26.220	1:05.212 (1)	66.68		13:43:47.281
4 -	40.221	25.675	1:05.896 (2)	65.99	0.684	13:44:53.177

P20 48 Up to		J BEENS / M GOUDZWAARD		Norton SIDECAR -		
IDEAL LAP TIME : 1:05.123		BEST LAP TIME : 1:05.334		DIFFERENCE : 0.211		
LAP	SECTOR 1	SECTOR 2	LAP TIME	MPH	DIFF	TIME OF DAY
1 -	40.643	27.097	1:07.740	64.19	2.406	13:41:22.759
2 -	39.174	26.737	1:05.911	65.97	0.577	13:42:28.670
3 -	39.219	27.255	1:06.474	65.41	1.140	13:43:35.144
4 -	38.908	26.839	1:05.747 (3)	66.14	0.413	13:44:40.891
5 -	38.960	26.883	1:05.843	66.04	0.509	13:45:46.734
6 -	39.191	27.036	1:06.227	65.66	0.893	13:46:52.961
7 -	39.369	27.456	1:06.825	65.07	1.491	13:47:59.786
8 -	38.883	26.451	1:05.334 (1)	66.55		13:49:05.120
9 -	38.672	26.838	1:05.510 (2)	66.38	0.176	13:50:10.630

P21 64 Up to		J CHRISTIAN / J HARDISTY		Norton -		
IDEAL LAP TIME : 1:05.892		BEST LAP TIME : 1:05.937		DIFFERENCE : 0.045		
LAP	SECTOR 1	SECTOR 2	LAP TIME	MPH	DIFF	TIME OF DAY
1 -	41.908	26.610	1:08.518	63.46	2.581	13:41:33.932
2 -	39.846	26.736	1:06.582	65.31	0.645	13:42:40.514
3 -	39.536	26.401	1:05.937 (1)	65.95		13:43:46.451
4 -	39.491	26.767	1:06.258 (2)	65.63	0.321	13:44:52.709
5 -	39.995	26.514	1:06.509	65.38	0.572	13:45:59.218
6 -	40.248	26.683	1:06.931	64.97	0.994	13:47:06.149
7 -	39.715	26.751	1:06.466 (3)	65.42	0.529	13:48:12.615
8 -	41.281	27.007	1:08.288	63.68	2.351	13:49:20.903

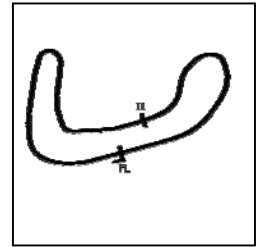
Weather / Track : Cloudy / Dry

Brands Hatch Indy
Circuit Length = 1.2079 miles
Start: 13:39 Flag 13:52 End: 13:53

BMCRC - MRO Championships 2019 - Rnd 9 @ Brands Hatch Indy

Camathias Cup European Sidecars

QUALIFYING - SECTOR ANALYSIS



SECTOR 1 = FL to I1, SECTOR 2 = I1 to FL, DIFF = Difference To Personal Best Lap, P = Crossed Finish Line in Pit Lane, D = Time Disallowed

P22 62 Up to R SCHOONDERBEEK / M VAN DEN BOR -						
IDEAL LAP TIME : 1:06.240		BEST LAP TIME : 1:06.403		DIFFERENCE : 0.163		
LAP	SECTOR 1	SECTOR 2	LAP TIME	MPH	DIFF	TIME OF DAY
1 -	42.010	26.534	1:08.544	63.44	2.141	13:41:40.994
2 -	40.631	26.875	1:07.506	64.41	1.103	13:42:48.500
3 -	40.441	26.674	1:07.115	64.79	0.712	13:43:55.615
4 -	40.073	27.091	1:07.164	64.74	0.761	13:45:02.779
5 -	40.436	27.292	1:07.728	64.20	1.325	13:46:10.507
6 -	39.944	26.689	1:06.633 (3)	65.26	0.230	13:47:17.140
7 -	40.128	26.774	1:06.902	64.99	0.499	13:48:24.042
8 -	39.911	26.603	1:06.514 (2)	65.37	0.111	13:49:30.556
9 -	40.068	27.283	1:07.351	64.56	0.948	13:50:37.907
10 -	40.899	26.668	1:07.567	64.35	1.164	13:51:45.474
11 -	40.074	26.329	1:06.403 (1)	65.48		13:52:51.877

P23 11 Over C NICKLES / S COX						
IDEAL LAP TIME : 1:08.304		BEST LAP TIME : 1:08.813		DIFFERENCE : 0.509		
LAP	SECTOR 1	SECTOR 2	LAP TIME	MPH	DIFF	TIME OF DAY
1 -	44.322	28.991	1:13.313	59.31	4.500	13:41:39.235
2 -	42.921	29.029	1:11.950	60.43	3.137	13:42:51.185
3 -	43.102	28.930	1:12.032	60.37	3.219	13:44:03.217
4 -	42.026	27.564	1:09.590 (2)	62.48	0.777	13:45:12.807
5 -	41.815	28.681	1:10.496 (3)	61.68	1.683	13:46:23.303
6 -	42.654	27.850	1:10.504	61.67	1.691	13:47:33.807
7 -	41.785	27.028	1:08.813 (1)	63.19		13:48:42.620
8 -	41.276	IN PIT	1:41.270 P	42.94	32.457	13:50:23.890

P24 29 Up to A POPE / J CHRISTOPHER						
IDEAL LAP TIME : 1:08.600		BEST LAP TIME : 1:08.988		DIFFERENCE : 0.388		
LAP	SECTOR 1	SECTOR 2	LAP TIME	MPH	DIFF	TIME OF DAY
1 -	42.148	29.302	1:11.450	60.86	2.462	13:41:46.533
2 -	43.533	29.119	1:12.652	59.85	3.664	13:42:59.185
3 -	41.705	29.605	1:11.310	60.98	2.322	13:44:10.495
4 -	41.467	28.858	1:10.325	61.83	1.337	13:45:20.820
5 -	41.716	30.147	1:11.863	60.51	2.875	13:46:32.683
6 -	42.075	29.295	1:11.370	60.93	2.382	13:47:44.053
7 -	40.757	29.068	1:09.825	62.27	0.837	13:48:53.878
8 -	41.317	29.473	1:10.790	61.42	1.802	13:50:04.668
9 -	41.197	28.423	1:09.620 (3)	62.46	0.632	13:51:14.288
10 -	40.490	28.605	1:09.095 (2)	62.93	0.107	13:52:23.383
11 -	40.878	28.110	1:08.988 (1)	63.03		13:53:32.371

P25 111 Up to P JAGUSINSKI / A BONA						
IDEAL LAP TIME : 1:09.680		BEST LAP TIME : 1:09.895		DIFFERENCE : 0.215		
LAP	SECTOR 1	SECTOR 2	LAP TIME	MPH	DIFF	TIME OF DAY
1 -	43.507	28.569	1:12.076	60.33	2.181	13:41:45.256
2 -	44.187	28.141	1:12.328	60.12	2.433	13:42:57.584
3 -	42.875	28.305	1:11.180	61.09	1.285	13:44:08.764
4 -	41.899	28.541	1:10.440	61.73	0.545	13:45:19.204
5 -	43.171	28.658	1:11.829	60.54	1.934	13:46:31.033
6 -	43.404	27.950	1:11.354	60.94	1.459	13:47:42.387
7 -	41.834	28.061	1:09.895 (1)	62.21		13:48:52.282
8 -	42.493	28.093	1:10.586	61.60	0.691	13:50:02.868
9 -	43.491	28.089	1:11.580	60.75	1.685	13:51:14.448
10 -	42.211	27.846	1:10.057 (2)	62.07	0.162	13:52:24.505
11 -	42.091	28.262	1:10.353 (3)	61.81	0.458	13:53:34.858

Weather / Track : Cloudy / Dry

Brands Hatch Indy
Circuit Length = 1.2079 miles
Start: 13:39 Flag 13:52 End: 13:53

BMCRC - MRO Championships 2019 - Rnd 9 @ Brands Hatch Indy

Camathias Cup European Sidecars

QUALIFYING - BEST SECTORS

SECTOR 1			SECTOR 2			IDEAL / BEST COMPARISON						
POS	NO	NAME	TIME	NO	NAME	TIME	POS	NO	NAME	IDEAL	BEST	DIFF
									PERFECT LAP	57.765		
1	14	S HEGARTY / T CHRISTIE	34.413	8	J PERKINS / I NICKELS	23.352	1	14	S HEGARTY / T CHR	57.766	58.485	0.719
2	8	J PERKINS / I NICKELS	34.760	14	S HEGARTY / T CHRISTIE	23.353	2	8	J PERKINS / I NICKEL	58.112	58.224	0.112
3	9	E WRIGHT / K CLARKE	35.153	9	E WRIGHT / K CLARKE	23.568	3	9	E WRIGHT / K CLARKE	58.721	58.971	0.250
4	13	H JONKER / P VISSCHER	35.668	197	A DAWSON / B DAWSON	23.958	4	147	D LISSAMAN / M LEE	1:00.202	1:00.202	0.000
5	5	J GRISTWOOD / S REEVES	36.053	147	D LISSAMAN / M LEETON	24.003	5	13	H JONKER / P VISSC	1:00.301	1:00.652	0.351
6	96	R HOLMES / P ALLEBONE	36.188	24	T THIRKELL / T JOHNSON	24.219	6	197	A DAWSON / B DAWSON	1:00.424	1:00.629	0.205
7	147	D LISSAMAN / M LEETON	36.199	96	R HOLMES / P ALLEBONE	24.320	7	5	J GRISTWOOD / S RI	1:00.465	1:00.465	0.000
8	24	T THIRKELL / T JOHNSON	36.262	5	J GRISTWOOD / S REEVES	24.412	8	24	T THIRKELL / T JOHN	1:00.481	1:00.858	0.377
9	99	P GEFFRAY / A HAYNES	36.364	16	B PHETHEAN / A CRACKNELL	24.530	9	96	R HOLMES / P ALLEE	1:00.508	1:00.905	0.397
10	197	A DAWSON / B DAWSON	36.466	53	C FAULKNER / B ROBSON	24.556	10	99	P GEFFRAY / A HAYN	1:01.113	1:01.113	0.000
11	46	A NOURISH / M LEEFLANG	36.476	13	H JONKER / P VISSCHER	24.633	11	46	A NOURISH / M LEEF	1:01.158	1:01.571	0.413
12	125	N THOMAS / D SIMONS	36.642	125	N THOMAS / D SIMONS	24.674	12	125	N THOMAS / D SIMO	1:01.316	1:01.332	0.016
13	17	K WALTERS / A THOMAS	36.735	46	A NOURISH / M LEEFLANG	24.682	13	16	B PHETHEAN / A CR	1:01.437	1:01.437	0.000
14	16	B PHETHEAN / A CRACKNELL	36.907	17	K WALTERS / A THOMAS	24.707	14	17	K WALTERS / A THO	1:01.442	1:01.567	0.125
15	56	M VERMEULEN / J HAHN	37.165	99	P GEFFRAY / A HAYNES	24.749	15	53	C FAULKNER / B ROI	1:01.985	1:02.162	0.177
16	66	B NOEL / G SACCHETTINI	37.247	66	B NOEL / G SACCHETTINI	25.087	16	66	B NOEL / G SACCHE	1:02.334	1:02.599	0.265
17	53	C FAULKNER / B ROBSON	37.429	56	M VERMEULEN / J HAHN	25.184	17	56	M VERMEULEN / J H.	1:02.349	1:02.349	0.000
18	118	G TAPSELL / I TAPSELL	38.218	118	G TAPSELL / I TAPSELL	25.360	18	118	G TAPSELL / I TAPSE	1:03.578	1:03.614	0.036
19	48	J BEENS / M GOUDZWAARD	38.672	39	I SALTER / S VAN BRECKEL	25.675	19	39	I SALTER / S VAN BR	1:04.667	1:05.212	0.545
20	39	I SALTER / S VAN BRECKEL	38.992	62	R SCHOONDERBEEK / M VAN	26.329	20	48	J BEENS / M GOUDZ	1:05.123	1:05.334	0.211
21	64	J CHRISTIAN / J HARDISTY	39.491	64	J CHRISTIAN / J HARDISTY	26.401	21	64	J CHRISTIAN / J HAR	1:05.892	1:05.937	0.045
22	62	R SCHOONDERBEEK / M VAN	39.911	48	J BEENS / M GOUDZWAARD	26.451	22	62	R SCHOONDERBEEI	1:06.240	1:06.403	0.163
23	29	A POPE / J CHRISTOPHER	40.490	11	C NICKLES / S COX	27.028	23	11	C NICKLES / S COX	1:08.304	1:08.813	0.509
24	11	C NICKLES / S COX	41.276	111	P JAGUSINSKI / A BONA	27.846	24	29	A POPE / J CHRISTO	1:08.600	1:08.988	0.388
25	111	P JAGUSINSKI / A BONA	41.834	29	A POPE / J CHRISTOPHER	28.110	25	111	P JAGUSINSKI / A BC	1:09.680	1:09.895	0.215

Weather / Track : Cloudy / Dry

Results can be found at www.tsl-timing.com

Brands Hatch Indy
Circuit Length = 1.2079 miles
Start: 13:39 Flag 13:52 End: 13:53

Printed - 13:54 Saturday, 05 October 2019

BMCRC - MRO Championships 2019 - Rnd 9 @ Brands Hatch Indy

Camathias Cup European Sidecars

QUALIFYING - STATISTICS

Competitors Started 25
Planned Start 2019-10-05 @ 13:30:00.000
Actual Start 2019-10-05 @ 13:39:28.823
Finish Time 2019-10-05 @ 13:52:39.895
Track Length 1.2079mi.
Total Laps 222
Total Distance Covered 268.1639mi.

Session Fastest Lap History

NO	CL	NAME	LAP TIME	TIME OF DAY	LAP	VEHICLE
8	Over	J PERKINS / I NICKELS	59.568	13:41:07.694	1	
8	Over	J PERKINS / I NICKELS	58.804	13:42:06.517	2	
14	Over	S HEGARTY / T CHRISTIE	58.485	13:43:25.500	3	Christie HONDA
8	Over	J PERKINS / I NICKELS	58.435	13:47:02.188	7	
8	Over	J PERKINS / I NICKELS	58.224	13:48:59.649	9	

Flag History

TYPE	TIME OF DAY
GREEN	13:39:28.823
FINISH	13:52:39.895

Flag Statistics

TYPE	COUNT	TOTAL LAPS	TOTAL TIME
Green	1	13	14:09.550
Red	0	0	0.000
Safety Car	0	0	0.000
FCY	0	0	0.000

Weather / Track : Cloudy / Dry

These results are provisional until the conclusion of any judicial and technical matters.

Brands Hatch Indy
Circuit Length = 1.2079 miles
Start: 13:39 Flag 13:52 End: 13:53

Clerk Of Course :	Timekeeper :
-------------------	--------------

BMCRC - MRO Championships 2019 - Rnd 9 @ Brands Hatch Indy

Camathias Cup European Sidecars

QUALIFYING - STATISTICS

CLASS : Over

17 Starters

Fastest Lap History

NO	NAME	LAP TIME	TIME OF DAY	LAP	VEHICLE
8	J PERKINS / I NICKELS	59.568	13:41:07.694	1	
8	J PERKINS / I NICKELS	58.804	13:42:06.517	2	
14	S HEGARTY / T CHRISTIE	58.485	13:43:25.500	3	Christie HONDA
8	J PERKINS / I NICKELS	58.435	13:47:02.188	7	
8	J PERKINS / I NICKELS	58.224	13:48:59.649	9	

Weather / Track : Cloudy / Dry

These results are provisional until the conclusion of any judicial and technical matters.

Brands Hatch Indy

Circuit Length = 1.2079 miles

Start: 13:39 Flag 13:52 End: 13:53

Clerk Of Course :

Timekeeper :

BMCRC - MRO Championships 2019 - Rnd 9 @ Brands Hatch Indy

Camathias Cup European Sidecars

QUALIFYING - STATISTICS

CLASS : Up to

8 Starters

Fastest Lap History

NO	NAME	LAP TIME	TIME OF DAY	LAP	VEHICLE
48	J BEENS / M GOUDZWAARD	1:07.740	13:41:22.759	1	Norton SIDECAR
125	N THOMAS / D SIMONS	1:05.286	13:41:37.378	1	Shelbourne YAMAHA
125	N THOMAS / D SIMONS	1:02.295	13:42:39.698	2	Shelbourne YAMAHA
125	N THOMAS / D SIMONS	1:01.903	13:44:43.924	4	Shelbourne YAMAHA
125	N THOMAS / D SIMONS	1:01.517	13:46:48.683	6	Shelbourne YAMAHA
125	N THOMAS / D SIMONS	1:01.332	13:47:50.016	7	Shelbourne YAMAHA

Weather / Track : Cloudy / Dry

These results are provisional until the conclusion of any judicial and technical matters.

Brands Hatch Indy

Circuit Length = 1.2079 miles

Start: 13:39 Flag 13:52 End: 13:53

Clerk Of Course :

Timekeeper :

BMCRC - MRO Championships 2019 - Rnd 9 @ Brands Hatch Indy

Camathias Cup European Sidecars

RACE 17 - GRID (10 Laps)



ROW 14			27	69	C FAULKNER / D ROOTES				
ROW 13		1:09.895	26	111	P JAGUSINSKI / A BONA	1:08.813			
						25	11	C NICKLES / S COX	
ROW 12	1:08.792		24	29	A POPE / J CHRISTOPHER	1:08.730			
							23	113	T SAWYER / D MILLS
ROW 11		1:06.403	22	62	R SCHOONDERBEEK / M VAN DEN BOR	1:05.937			
							21	64	J CHRISTIAN / J HARDISTY
ROW 10	1:05.334		20	48	J BEENS / M GOUDZWAARD	1:05.212			
							19	39	I SALTER / S VAN BRECKEL
ROW 9		1:03.614	18	118	G TAPSELL / I TAPSELL	1:02.590			
							17	66	B NOEL / G SACCHETTINI
ROW 8	1:02.349		16	56	M VERMEULEN / J HAHN	1:02.162			
							15	53	C FAULKNER / B ROBSON
ROW 7		1:01.571	14	46	A NOURISH / M LEEFLANG	1:01.567			
							13	17	K WALTERS / A THOMAS
ROW 6	1:01.437		12	16	B PHETHEAN / A CRACKNELL	1:01.332			
							11	125	N THOMAS / D SIMONS
ROW 5		1:01.113	10	99	P GEFFRAY / A HAYNES	1:00.905			
							9	96	R HOLMES / P ALLEBONE
ROW 4	1:00.858		8	24	T THIRKELL / T JOHNSON	1:00.652			
							7	13	H JONKER / P VISSCHER
ROW 3		1:00.629	6	197	A DAWSON / B DAWSON	1:00.465			
							5	5	J GRISTWOOD / S REEVES
ROW 2	1:00.202		4	147	D LISSAMAN / M LEETON	58.971			
							3	9	E WRIGHT / K CLARKE
ROW 1		58.485	2	14	S HEGARTY / T CHRISTIE	58.224			
							1	8	J PERKINS / I NICKELS
									Pole

Brands Hatch Indy
Circuit Length = 1.2079 miles

These results are provisional until the conclusion of any judicial and technical matters.

Clerk Of Course :	Steward :	Timekeeper :
-------------------	-----------	--------------

Results can be found at www.tsl-timing.com

Printed - 13:58 Saturday, 05 October 2019



BMCRC - MRO Championships 2019 - Rnd 9 @ Brands Hatch Indy

Camathias Cup European Sidecars

RACE 6 - GRID (12 Laps)



ROW 14		27	69	C FAULKNER / D ROOTES	
ROW 13		26	111	P JAGUSINSKI / A BONA	25
ROW 12	24	29	A POPE / J CHRISTOPHER	23	113
ROW 11		22	62	R SCHOONDERBEEK / M VAN DEN BOR	21
ROW 10	20	48	J BEENS / M GOUDZWAARD	19	39
ROW 9		18	118	G TAPSELL / I TAPSELL	17
ROW 8	16	56	M VERMEULEN / J HAHN	15	53
ROW 7		14	46	A NOURISH / M LEEFLANG	13
ROW 6	12	16	B PHETHEAN / A CRACKNELL	11	125
ROW 5		10	99	P GEFFRAY / A HAYNES	9
ROW 4	8	24	T THIRKELL / T JOHNSON	7	13
ROW 3		6	197	A DAWSON / B DAWSON	5
ROW 2	4	147	D LISSAMAN / M LEETON	3	9
ROW 1		2	14	S HEGARTY / T CHRISTIE	1
Pole					

Brands Hatch Indy
Circuit Length = 1.2079 miles

These results are provisional until the conclusion of any judicial and technical matters.

Clerk Of Course :	Steward :	Timekeeper :
-------------------	-----------	--------------

Results can be found at www.tsl-timing.com

Printed - 14:00 Saturday, 05 October 2019



BMCRC - MRO Championships 2019 - Rnd 9 @ Brands Hatch Indy

Camathias Cup European Sidecars

RACE 17 - CLASSIFICATION



POS	NO	CL	PIC NAME	ENTRY	LAPS	TIME	GAP	DIFF	MPH	BEST	ON
1	14	Over	1 S HEGARTY / T CHRISTIE	Christie HONDA - Sean Hegarty Ltd	10	9:47.561			74.01	56.646	2
2	8	Over	2 J PERKINS / I NICKELS	- Pocket 2019	10	9:56.969	9.408	9.408	72.84	57.749	4
3	9	Over	3 E WRIGHT / K CLARKE	WINDLE MOORESPEED BMW - Eddys Moto LTD	10	10:04.722	17.161	7.753	71.91	59.175	4
4	147	Over	4 D LISSAMAN / M LEETON	JPR BMW -	10	10:18.496	30.935	13.774	70.30	1:00.468	4
5	13	Over	5 H JONKER / P VISSCHER	Moto Guzzi KNEELER -	10	10:19.144	31.583	0.648	70.23	1:00.582	6
6	5	Over	6 J GRISTWOOD / S REEVES	D&D MOORESPEED BMW -	10	10:23.430	35.869	4.286	69.75	1:01.197	7
7	24	Over	7 T THIRKELL / T JOHNSON	MRE BMW -	10	10:27.143	39.582	3.713	69.33	1:00.726	3
8	16	Over	8 B PHETHEAN / A CRACKNELL	Windle BMW -	10	10:28.762	41.201	1.619	69.16	1:01.254	8
9	197	Over	9 A DAWSON / B DAWSON	MOORESPEED BMW -	10	10:28.855	41.294	0.093	69.15	1:01.076	2
10	46	Over	10 A NOURISH / M LEEFLANG	Nourish WESLAKE - dave nourish	10	10:29.783	42.222	0.928	69.04	1:01.125	7
11	53	Over	11 C FAULKNER / B ROBSON	MRE RODWELL IMP -	10	10:31.891	44.330	2.108	68.81	1:00.959	8
12	17	Over	12 K WALTERS / A THOMAS	Belas HONDA CB650 - Team Walters And Thomas	10	10:32.776	45.215	0.885	68.72	1:01.384	3
13	66	Over	13 B NOEL / G SACCHETTINI	MRE BMW -	10	10:35.711	48.150	2.935	68.40	1:01.214	5
14	56	Up to	1 M VERMEULEN / J HAHN	Triumph BONNEVILLE -	10	10:36.917	49.356	1.206	68.27	1:01.494	6
15	96	Over	14 R HOLMES / P ALLEBONE	Lynx SAAB -	10	10:40.033	52.472	3.116	67.94	1:01.718	6
16	118	Over	15 G TAPSELL / I TAPSELL	TBR MR Equipe GP3 P&M TRIDENT -	10	10:51.359	1:03.798	11.326	66.76	1:03.183	2
17	62	Up to	2 R SCHOONDERBEEK / M VAN DEN BOF	-	9	9:57.711	1 Lap	1 Lap	65.47	1:04.946	2
18	113	Over	16 T SAWYER / D MILLS	BGR Honda -	9	9:59.312	1 Lap	1.601	65.30	1:04.350	8
19	48	Up to	3 J BEENS / M GOUDZWAARD	Norton SIDECAR -	9	10:01.453	1 Lap	2.141	65.07	1:04.893	8
20	64	Up to	4 J CHRISTIAN / J HARDISTY	Norton -	9	10:07.905	1 Lap	6.452	64.38	1:05.996	2
21	29	Up to	5 A POPE / J CHRISTOPHER	Triumph THUNDERBIRD -	9	10:36.184	1 Lap	28.279	61.51	1:08.765	8
22	11	Over	17 C NICKLES / S COX	Komnic BMC -	9	10:42.009	1 Lap	5.825	60.96	1:08.312	4

NOT CLASSIFIED

DNF	39	Up to	I SALTER / S VAN BRECKEL	Norton COMMANDO -	6	6:43.606	4 Laps	3 Laps	64.64	1:04.752	2
DNF	111	Up to	P JAGUSINSKI / A BONA	MRE BMW -	4	4:57.849	6 Laps	2 Laps	58.40	1:10.964	2
DNF	99*	Over	P GEFFRAY / A HAYNES	BMW -	3	3:24.466	7 Laps	1 Lap	63.80	1:01.874	3

FASTEST LAP

14	Over	S HEGARTY / T CHRISTIE	Christie HONDA - Sean Hegarty Ltd	2	56.646	76.76 mph	123.54 kph
56	Up to	M VERMEULEN / J HAHN	Triumph BONNEVILLE -	6	1:01.494	70.71 mph	113.80 kph

*Outfit 99 - 10 Second Penalty due to Jump Start
 Class Over - 92.5% of Race Speed = 68.45 mph
 Class Up to - 92.5% of Race Speed = 63.14 mph

Weather / Track : Cloudy / Dry

These results are provisional until the conclusion of any judicial and technical matters.

Brands Hatch Indy

Circuit Length = 1.2079 miles

Start: 17:33 Flag 17:43 End: 17:44

Clerk Of Course :	Steward :	Timekeeper :
-------------------	-----------	--------------

Results can be found at www.tsl-timing.com

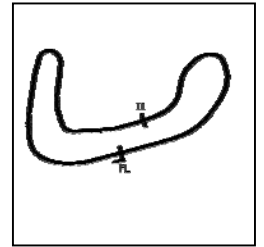
Printed - 17:45 Saturday, 05 October 2019



BMCRC - MRO Championships 2019 - Rnd 9 @ Brands Hatch Indy

Camathias Cup European Sidecars

RACE 17 - SECTOR ANALYSIS



SECTOR 1 = FL to I1, SECTOR 2 = I1 to FL, DIFF = Difference To Personal Best Lap, P = Crossed Finish Line in Pit Lane, D = Time Disallowed

P1 14 Over		S HEGARTY / T CHRISTIE		Christie HONDA - Sean Hegarty Ltd		
IDEAL LAP TIME : 56.528		BEST LAP TIME : 56.646		DIFFERENCE : 0.118		
LAP	SECTOR 1	SECTOR 2	LAP TIME	MPH	DIFF	TIME OF DAY
1 -		22.945	1:03.597	68.37	6.951	17:34:52.268
2 -	33.583	23.063	56.646 (1)	76.76		17:35:48.914
3 -	34.146	23.062	57.208 (2)	76.01	0.562	17:36:46.122
4 -	34.028	23.403	57.431 (3)	75.71	0.785	17:37:43.553
5 -	34.602	24.349	58.951	73.76	2.305	17:38:42.504
6 -	35.405	23.527	58.932	73.79	2.286	17:39:41.436
7 -	34.393	23.287	57.680	75.39	1.034	17:40:39.116
8 -	35.191	24.040	59.231	73.41	2.585	17:41:38.347
9 -	35.387	23.350	58.737	74.03	2.091	17:42:37.084
10 -	35.694	23.454	59.148	73.52	2.502	17:43:36.232

P2 8 Over		J PERKINS / I NICKELS		- Pocket 2019		
IDEAL LAP TIME : 57.749		BEST LAP TIME : 57.749		DIFFERENCE : 0.000		
LAP	SECTOR 1	SECTOR 2	LAP TIME	MPH	DIFF	TIME OF DAY
1 -		23.732	1:06.239	65.65	8.490	17:34:54.910
2 -	35.121	24.119	59.240	73.40	1.491	17:35:54.150
3 -	34.946	24.156	59.102	73.57	1.353	17:36:53.252
4 -	34.508	23.241	57.749 (1)	75.30		17:37:51.001
5 -	35.294	23.490	58.784 (3)	73.97	1.035	17:38:49.785
6 -	35.800	23.300	59.100	73.58	1.351	17:39:48.885
7 -	35.711	23.579	59.290	73.34	1.541	17:40:48.175
8 -	34.928	23.777	58.705 (2)	74.07	0.956	17:41:46.880
9 -	35.656	23.551	59.207	73.44	1.458	17:42:46.087
10 -	35.887	23.666	59.553	73.02	1.804	17:43:45.640

P3 9 Over		E WRIGHT / K CLARKE		WINDLE MOORESPEED BMW - Eddys Moto LTD		
IDEAL LAP TIME : 58.852		BEST LAP TIME : 59.175		DIFFERENCE : 0.323		
LAP	SECTOR 1	SECTOR 2	LAP TIME	MPH	DIFF	TIME OF DAY
1 -		23.632	1:05.153	66.74	5.978	17:34:53.824
2 -	35.891	23.970	59.861	72.64	0.686	17:35:53.685
3 -	35.226	24.450	59.676	72.87	0.501	17:36:53.361
4 -	35.549	23.626	59.175 (1)	73.48		17:37:52.536
5 -	35.467	23.954	59.421 (2)	73.18	0.246	17:38:51.957
6 -	36.758	24.128	1:00.886	71.42	1.711	17:39:52.843
7 -	36.194	24.372	1:00.566	71.79	1.391	17:40:53.409
8 -	35.839	23.792	59.631 (3)	72.92	0.456	17:41:53.040
9 -	35.818	23.904	59.722	72.81	0.547	17:42:52.762
10 -	36.129	24.502	1:00.631	71.72	1.456	17:43:53.393

P4 147 Over		D LISSAMAN / M LEETON		JPR BMW -		
IDEAL LAP TIME : 1:00.418		BEST LAP TIME : 1:00.468		DIFFERENCE : 0.050		
LAP	SECTOR 1	SECTOR 2	LAP TIME	MPH	DIFF	TIME OF DAY
1 -		24.517	1:08.210	63.75	7.742	17:34:56.881
2 -	36.608	24.000	1:00.608 (2)	71.74	0.140	17:35:57.489
3 -	37.041	24.323	1:01.364	70.86	0.896	17:36:58.853
4 -	36.451	24.017	1:00.468 (1)	71.91		17:37:59.321
5 -	36.418	24.332	1:00.750 (3)	71.58	0.282	17:39:00.071
6 -	36.948	24.136	1:01.084	71.19	0.616	17:40:01.155
7 -	36.976	24.296	1:01.272	70.97	0.804	17:41:02.427
8 -	37.567	24.977	1:02.544	69.52	2.076	17:42:04.971
9 -	36.853	24.258	1:01.111	71.15	0.643	17:43:06.082
10 -	36.881	24.204	1:01.085	71.18	0.617	17:44:07.167

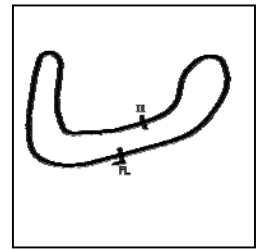
Weather / Track : Cloudy / Dry

Brands Hatch Indy
Circuit Length = 1.2079 miles
Start: 17:33 Flag 17:43 End: 17:44

BMCRC - MRO Championships 2019 - Rnd 9 @ Brands Hatch Indy

Camathias Cup European Sidecars

RACE 17 - SECTOR ANALYSIS



SECTOR 1 = FL to I1, SECTOR 2 = I1 to FL, DIFF = Difference To Personal Best Lap, P = Crossed Finish Line in Pit Lane, D = Time Disallowed

P5 13 Over		H JONKER / P VISSCHER		Moto Guzzi KNEELER -		
IDEAL LAP TIME : 1:00.365		BEST LAP TIME : 1:00.582		DIFFERENCE : 0.217		
LAP	SECTOR 1	SECTOR 2	LAP TIME	MPH	DIFF	TIME OF DAY
1 -		25.065	1:09.550	62.52	8.968	17:34:58.221
2 -	36.369	24.852	1:01.221	71.03	0.639	17:35:59.442
3 -	36.115	24.590	1:00.705 (3)	71.63	0.123	17:37:00.147
4 -	36.917	24.792	1:01.709	70.46	1.127	17:38:01.856
5 -	36.460	24.263	1:00.723	71.61	0.141	17:39:02.579
6 -	36.140	24.442	1:00.582 (1)	71.78		17:40:03.161
7 -	36.102	24.595	1:00.697 (2)	71.64	0.115	17:41:03.858
8 -	36.855	24.625	1:01.480	70.73	0.898	17:42:05.338
9 -	36.670	24.677	1:01.347	70.88	0.765	17:43:06.685
10 -	36.406	24.724	1:01.130	71.13	0.548	17:44:07.815

P6 5 Over		J GRISTWOOD / S REEVES		D&D MOORESPEED BMW -		
IDEAL LAP TIME : 1:00.840		BEST LAP TIME : 1:01.197		DIFFERENCE : 0.357		
LAP	SECTOR 1	SECTOR 2	LAP TIME	MPH	DIFF	TIME OF DAY
1 -		24.600	1:08.901	63.11	7.704	17:34:57.572
2 -	36.991	24.954	1:01.945	70.20	0.748	17:35:59.517
3 -	36.742	24.947	1:01.689	70.49	0.492	17:37:01.206
4 -	36.776	24.609	1:01.385 (3)	70.84	0.188	17:38:02.591
5 -	37.020	24.743	1:01.763	70.40	0.566	17:39:04.354
6 -	37.478	24.601	1:02.079	70.04	0.882	17:40:06.433
7 -	36.632	24.565	1:01.197 (1)	71.05		17:41:07.630
8 -	36.275	24.968	1:01.243 (2)	71.00	0.046	17:42:08.873
9 -	36.976	24.825	1:01.801	70.36	0.604	17:43:10.674
10 -	36.410	25.017	1:01.427	70.79	0.230	17:44:12.101

P7 24 Over		T THIRKELL / T JOHNSON		MRE BMW -		
IDEAL LAP TIME : 1:00.387		BEST LAP TIME : 1:00.726		DIFFERENCE : 0.339		
LAP	SECTOR 1	SECTOR 2	LAP TIME	MPH	DIFF	TIME OF DAY
1 -		25.222	1:09.937	62.17	9.211	17:34:58.608
2 -	36.540	25.174	1:01.714 (2)	70.46	0.988	17:36:00.322
3 -	35.885	24.841	1:00.726 (1)	71.61		17:37:01.048
4 -	37.026	24.934	1:01.960	70.18	1.234	17:38:03.008
5 -	36.781	24.945	1:01.726 (3)	70.45	1.000	17:39:04.734
6 -	37.242	25.058	1:02.300	69.80	1.574	17:40:07.034
7 -	37.327	24.502	1:01.829	70.33	1.103	17:41:08.863
8 -	37.005	24.846	1:01.851	70.30	1.125	17:42:10.714
9 -	37.145	25.076	1:02.221	69.88	1.495	17:43:12.935
10 -	37.598	25.281	1:02.879	69.15	2.153	17:44:15.814

P8 16 Over		B PHETHEAN / A CRACKNELL		Windle BMW -		
IDEAL LAP TIME : 1:01.254		BEST LAP TIME : 1:01.254		DIFFERENCE : 0.000		
LAP	SECTOR 1	SECTOR 2	LAP TIME	MPH	DIFF	TIME OF DAY
1 -		24.980	1:11.747	60.61	10.493	17:35:00.418
2 -	37.552	24.762	1:02.314	69.78	1.060	17:36:02.732
3 -	36.983	24.937	1:01.920	70.22	0.666	17:37:04.652
4 -	37.549	24.609	1:02.158	69.96	0.904	17:38:06.810
5 -	36.908	24.687	1:01.595 (3)	70.59	0.341	17:39:08.405
6 -	37.283	24.846	1:02.129	69.99	0.875	17:40:10.534
7 -	36.710	24.798	1:01.508 (2)	70.69	0.254	17:41:12.042
8 -	36.668	24.586	1:01.254 (1)	70.99		17:42:13.296
9 -	37.692	24.678	1:02.370	69.72	1.116	17:43:15.666
10 -	36.949	24.818	1:01.767	70.40	0.513	17:44:17.433

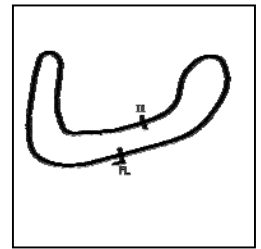
Weather / Track : Cloudy / Dry

Brands Hatch Indy
Circuit Length = 1.2079 miles
Start: 17:33 Flag 17:43 End: 17:44

BMCRC - MRO Championships 2019 - Rnd 9 @ Brands Hatch Indy

Camathias Cup European Sidecars

RACE 17 - SECTOR ANALYSIS



SECTOR 1 = FL to I1, SECTOR 2 = I1 to FL, DIFF = Difference To Personal Best Lap, P = Crossed Finish Line in Pit Lane, D = Time Disallowed

P9 197 Over		A DAWSON / B DAWSON		MOORESPEED BMW -		
IDEAL LAP TIME : 1:01.037		BEST LAP TIME : 1:01.076		DIFFERENCE : 0.039		
LAP	SECTOR 1	SECTOR 2	LAP TIME	MPH	DIFF	TIME OF DAY
1 -		24.280	1:07.543	64.38	6.467	17:34:56.214
2 -	36.761	24.315	1:01.076 (1)	71.19		17:35:57.290
3 -	37.421	24.902	1:02.323	69.77	1.247	17:36:59.613
4 -	37.415	24.276	1:01.691 (2)	70.49	0.615	17:38:01.304
5 -	37.545	24.303	1:01.848 (3)	70.31	0.772	17:39:03.152
6 -	38.194	24.847	1:03.041	68.98	1.965	17:40:06.193
7 -	37.923	24.476	1:02.399	69.69	1.323	17:41:08.592
8 -	37.977	24.981	1:02.958	69.07	1.882	17:42:11.550
9 -	37.870	25.142	1:03.012	69.01	1.936	17:43:14.562
10 -	37.852	25.112	1:02.964	69.06	1.888	17:44:17.526

P10 46 Over		A NOURISH / M LEEFLANG		Nourish WESLAKE - dave nourish		
IDEAL LAP TIME : 1:01.125		BEST LAP TIME : 1:01.125		DIFFERENCE : 0.000		
LAP	SECTOR 1	SECTOR 2	LAP TIME	MPH	DIFF	TIME OF DAY
1 -		25.500	1:11.391	60.91	10.266	17:35:00.062
2 -	36.530	25.252	1:01.782 (3)	70.38	0.657	17:36:01.844
3 -	36.821	25.220	1:02.041	70.09	0.916	17:37:03.885
4 -	37.481	25.269	1:02.750	69.30	1.625	17:38:06.635
5 -	36.613	25.266	1:01.879	70.27	0.754	17:39:08.514
6 -	37.647	25.243	1:02.890	69.14	1.765	17:40:11.404
7 -	36.368	24.757	1:01.125 (1)	71.14		17:41:12.529
8 -	36.565	25.093	1:01.658 (2)	70.52	0.533	17:42:14.187
9 -	37.403	25.042	1:02.445	69.63	1.320	17:43:16.632
10 -	36.775	25.047	1:01.822	70.34	0.697	17:44:18.454

P11 53 Over		C FAULKNER / B ROBSON		MRE RODWELL IMP -		
IDEAL LAP TIME : 1:00.721		BEST LAP TIME : 1:00.959		DIFFERENCE : 0.238		
LAP	SECTOR 1	SECTOR 2	LAP TIME	MPH	DIFF	TIME OF DAY
1 -		25.728	1:13.443	59.21	12.484	17:35:02.114
2 -	38.220	24.411	1:02.631	69.43	1.672	17:36:04.745
3 -	37.899	24.606	1:02.505	69.57	1.546	17:37:07.250
4 -	37.637	24.634	1:02.271	69.83	1.312	17:38:09.521
5 -	37.306	24.403	1:01.709	70.46	0.750	17:39:11.230
6 -	36.691	24.340	1:01.031 (2)	71.25	0.072	17:40:12.261
7 -	36.854	24.821	1:01.675 (3)	70.50	0.716	17:41:13.936
8 -	36.381	24.578	1:00.959 (1)	71.33		17:42:14.895
9 -	37.650	25.726	1:03.376	68.61	2.417	17:43:18.271
10 -	37.503	24.788	1:02.291	69.81	1.332	17:44:20.562

P12 17 Over		K WALTERS / A THOMAS		Belas HONDA CB650 - Team Walters And Thomas Sidecar raci		
IDEAL LAP TIME : 1:01.257		BEST LAP TIME : 1:01.384		DIFFERENCE : 0.127		
LAP	SECTOR 1	SECTOR 2	LAP TIME	MPH	DIFF	TIME OF DAY
1 -		25.029	1:11.145	61.12	9.761	17:34:59.816
2 -	37.467	25.268	1:02.735	69.31	1.351	17:36:02.551
3 -	36.589	24.795	1:01.384 (1)	70.84		17:37:03.935
4 -	37.667	25.149	1:02.816	69.22	1.432	17:38:06.751
5 -	38.409	25.032	1:03.441	68.54	2.057	17:39:10.192
6 -	36.958	24.668	1:01.626 (2)	70.56	0.242	17:40:11.818
7 -	37.063	25.186	1:02.249	69.85	0.865	17:41:14.067
8 -	37.489	25.093	1:02.582	69.48	1.198	17:42:16.649
9 -	37.410	25.156	1:02.566	69.50	1.182	17:43:19.215
10 -	36.949	25.283	1:02.232 (3)	69.87	0.848	17:44:21.447

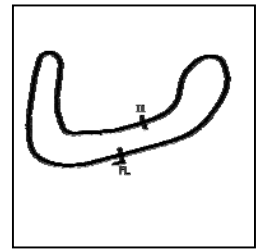
Weather / Track : Cloudy / Dry

Brands Hatch Indy
Circuit Length = 1.2079 miles
Start: 17:33 Flag 17:43 End: 17:44

BMCRC - MRO Championships 2019 - Rnd 9 @ Brands Hatch Indy

Camathias Cup European Sidecars

RACE 17 - SECTOR ANALYSIS



SECTOR 1 = FL to I1, SECTOR 2 = I1 to FL, DIFF = Difference To Personal Best Lap, P = Crossed Finish Line in Pit Lane, D = Time Disallowed

P13 66 Over		B NOEL / G SACCHETTINI		MRE BMW -		
IDEAL LAP TIME : 1:01.214		BEST LAP TIME : 1:01.214		DIFFERENCE : 0.000		
LAP	SECTOR 1	SECTOR 2	LAP TIME	MPH	DIFF	TIME OF DAY
1 -		26.283	1:14.079	58.70	12.865	17:35:02.750
2 -	37.779	25.249	1:03.028	68.99	1.814	17:36:05.778
3 -	37.611	25.302	1:02.913	69.12	1.699	17:37:08.691
4 -	37.096	25.234	1:02.330	69.76	1.116	17:38:11.021
5 -	36.505	24.709	1:01.214 (1)	71.03		17:39:12.235
6 -	37.693	25.413	1:03.106	68.90	1.892	17:40:15.341
7 -	36.897	25.005	1:01.902 (3)	70.24	0.688	17:41:17.243
8 -	36.720	24.862	1:01.582 (2)	70.61	0.368	17:42:18.825
9 -	37.001	25.624	1:02.625	69.43	1.411	17:43:21.450
10 -	37.808	25.124	1:02.932	69.10	1.718	17:44:24.382

P14 56 Up to		M VERMEULEN / J HAHN		Triumph BONNEVILLE -		
IDEAL LAP TIME : 1:01.230		BEST LAP TIME : 1:01.494		DIFFERENCE : 0.264		
LAP	SECTOR 1	SECTOR 2	LAP TIME	MPH	DIFF	TIME OF DAY
1 -		27.055	1:15.720	57.42	14.226	17:35:04.391
2 -	37.526	25.646	1:03.172	68.83	1.678	17:36:07.563
3 -	36.648	25.140	1:01.788 (3)	70.37	0.294	17:37:09.351
4 -	36.757	26.048	1:02.805	69.23	1.311	17:38:12.156
5 -	36.295	25.758	1:02.053	70.07	0.559	17:39:14.209
6 -	36.090	25.404	1:01.494 (1)	70.71		17:40:15.703
7 -	37.008	25.676	1:02.684	69.37	1.190	17:41:18.387
8 -	36.146	25.591	1:01.737 (2)	70.43	0.243	17:42:20.124
9 -	36.314	25.893	1:02.207	69.90	0.713	17:43:22.331
10 -	37.513	25.744	1:03.257	68.74	1.763	17:44:25.588

P15 96 Over		R HOLMES / P ALLEBONE		Lynx SAAB -		
IDEAL LAP TIME : 1:00.964		BEST LAP TIME : 1:01.718		DIFFERENCE : 0.754		
LAP	SECTOR 1	SECTOR 2	LAP TIME	MPH	DIFF	TIME OF DAY
1 -		25.117	1:12.791	59.74	11.073	17:35:01.462
2 -	37.156	24.967	1:02.123 (3)	69.99	0.405	17:36:03.585
3 -	37.349	25.203	1:02.552	69.51	0.834	17:37:06.137
4 -	37.896	24.261	1:02.157	69.96	0.439	17:38:08.294
5 -	39.509	24.822	1:04.331	67.59	2.613	17:39:12.625
6 -	37.058	24.660	1:01.718 (1)	70.45		17:40:14.343
7 -	36.703	25.078	1:01.781 (2)	70.38	0.063	17:41:16.124
8 -	37.199	24.941	1:02.140	69.98	0.422	17:42:18.264
9 -	37.428	25.584	1:03.012	69.01	1.294	17:43:21.276
10 -	41.358	26.070	1:07.428	64.49	5.710	17:44:28.704

P16 118 Over		G TAPSELL / I TAPSELL		TBR MR Equipe GP3 P&M TRIDENT -		
IDEAL LAP TIME : 1:03.183		BEST LAP TIME : 1:03.183		DIFFERENCE : 0.000		
LAP	SECTOR 1	SECTOR 2	LAP TIME	MPH	DIFF	TIME OF DAY
1 -		26.247	1:14.475	58.38	11.292	17:35:03.146
2 -	38.100	25.083	1:03.183 (1)	68.82		17:36:06.329
3 -	38.107	25.177	1:03.284 (2)	68.71	0.101	17:37:09.613
4 -	38.431	25.523	1:03.954	67.99	0.771	17:38:13.567
5 -	38.470	25.338	1:03.808 (3)	68.15	0.625	17:39:17.375
6 -	38.479	25.505	1:03.984	67.96	0.801	17:40:21.359
7 -	38.221	25.837	1:04.058	67.88	0.875	17:41:25.417
8 -	39.371	25.540	1:04.911	66.99	1.728	17:42:30.328
9 -	38.770	25.943	1:04.713	67.19	1.530	17:43:35.041
10 -	38.965	26.024	1:04.989	66.91	1.806	17:44:40.030

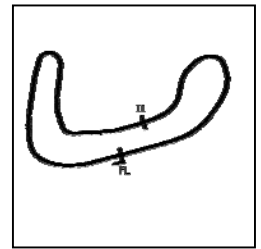
Weather / Track : Cloudy / Dry

Brands Hatch Indy
Circuit Length = 1.2079 miles
Start: 17:33 Flag 17:43 End: 17:44

BMCRC - MRO Championships 2019 - Rnd 9 @ Brands Hatch Indy

Camathias Cup European Sidecars

RACE 17 - SECTOR ANALYSIS



SECTOR 1 = FL to I1, SECTOR 2 = I1 to FL, DIFF = Difference To Personal Best Lap, P = Crossed Finish Line in Pit Lane, D = Time Disallowed

P17 62 Up to R SCHOONDERBEEK / M VAN DEN BOR -						
IDEAL LAP TIME : 1:04.891		BEST LAP TIME : 1:04.946		DIFFERENCE : 0.055		
LAP	SECTOR 1	SECTOR 2	LAP TIME	MPH	DIFF	TIME OF DAY
1 -		26.551	1:15.418	57.65	10.472	17:35:04.089
2 -	38.902	26.044	1:04.946 (1)	66.95		17:36:09.035
3 -	38.933	26.077	1:05.010 (2)	66.89	0.064	17:37:14.045
4 -	39.486	26.100	1:05.586	66.30	0.640	17:38:19.631
5 -	39.109	25.989	1:05.098 (3)	66.80	0.152	17:39:24.729
6 -	39.129	26.260	1:05.389	66.50	0.443	17:40:30.118
7 -	39.081	26.284	1:05.365	66.52	0.419	17:41:35.483
8 -	39.295	26.182	1:05.477	66.41	0.531	17:42:40.960
9 -	39.190	26.232	1:05.422	66.47	0.476	17:43:46.382

P18 113 Over T SAWYER / D MILLS						
IDEAL LAP TIME : 1:04.189		BEST LAP TIME : 1:04.350		DIFFERENCE : 0.161		
LAP	SECTOR 1	SECTOR 2	LAP TIME	MPH	DIFF	TIME OF DAY
1 -		26.708	1:17.999	55.75	13.649	17:35:06.670
2 -	39.951	25.886	1:05.837	66.05	1.487	17:36:12.507
3 -	39.468	26.336	1:05.804	66.08	1.454	17:37:18.311
4 -	38.437	25.990	1:04.427 (2)	67.49	0.077	17:38:22.738
5 -	38.940	25.782	1:04.722 (3)	67.18	0.372	17:39:27.460
6 -	39.146	26.700	1:05.846	66.04	1.496	17:40:33.306
7 -	39.335	26.260	1:05.595	66.29	1.245	17:41:38.901
8 -	38.598	25.752	1:04.350 (1)	67.57		17:42:43.251
9 -	38.922	25.810	1:04.732	67.17	0.382	17:43:47.983

P19 48 Up to J BEENS / M GOUDZWAARD						
IDEAL LAP TIME : 1:04.703		BEST LAP TIME : 1:04.893		DIFFERENCE : 0.190		
LAP	SECTOR 1	SECTOR 2	LAP TIME	MPH	DIFF	TIME OF DAY
1 -		27.087	1:17.378	56.19	12.485	17:35:06.049
2 -	38.883	27.043	1:05.926	65.96	1.033	17:36:11.975
3 -	38.653	26.703	1:05.356	66.53	0.463	17:37:17.331
4 -	38.673	26.255	1:04.928 (2)	66.97	0.035	17:38:22.259
5 -	38.847	26.374	1:05.221 (3)	66.67	0.328	17:39:27.480
6 -	38.898	26.669	1:05.567	66.32	0.674	17:40:33.047
7 -	39.626	27.132	1:06.758	65.13	1.865	17:41:39.805
8 -	38.448	26.445	1:04.893 (1)	67.01		17:42:44.698
9 -	38.947	26.479	1:05.426	66.46	0.533	17:43:50.124

P20 64 Up to J CHRISTIAN / J HARDISTY						
IDEAL LAP TIME : 1:05.700		BEST LAP TIME : 1:05.996		DIFFERENCE : 0.296		
LAP	SECTOR 1	SECTOR 2	LAP TIME	MPH	DIFF	TIME OF DAY
1 -		26.863	1:17.694	55.97	11.698	17:35:06.365
2 -	39.670	26.326	1:05.996 (1)	65.89		17:36:12.361
3 -	39.419	26.666	1:06.085 (3)	65.80	0.089	17:37:18.446
4 -	39.653	26.565	1:06.218	65.67	0.222	17:38:24.664
5 -	39.374	26.796	1:06.170	65.71	0.174	17:39:30.834
6 -	39.795	26.472	1:06.267	65.62	0.271	17:40:37.101
7 -	39.454	27.296	1:06.750	65.14	0.754	17:41:43.851
8 -	39.547	26.529	1:06.076 (2)	65.81	0.080	17:42:49.927
9 -	39.869	26.780	1:06.649	65.24	0.653	17:43:56.576

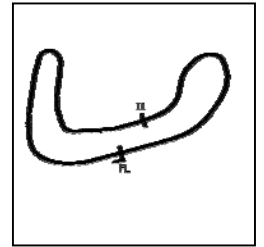
Weather / Track : Cloudy / Dry

Brands Hatch Indy
Circuit Length = 1.2079 miles
Start: 17:33 Flag 17:43 End: 17:44

BMCRC - MRO Championships 2019 - Rnd 9 @ Brands Hatch Indy

Camathias Cup European Sidecars

RACE 17 - SECTOR ANALYSIS



SECTOR 1 = FL to I1, SECTOR 2 = I1 to FL, DIFF = Difference To Personal Best Lap, P = Crossed Finish Line in Pit Lane, D = Time Disallowed

P21 29 Up to		A POPE / J CHRISTOPHER		Triumph THUNDERBIRD -		
IDEAL LAP TIME : 1:08.519		BEST LAP TIME : 1:08.765		DIFFERENCE : 0.246		
LAP	SECTOR 1	SECTOR 2	LAP TIME	MPH	DIFF	TIME OF DAY
1 -		28.276	1:21.318	53.47	12.553	17:35:09.989
2 -	41.596	28.660	1:10.256	61.89	1.491	17:36:20.245
3 -	40.718	28.812	1:09.530	62.54	0.765	17:37:29.775
4 -	40.527	28.303	1:08.830 (3)	63.17	0.065	17:38:38.605
5 -	40.634	28.484	1:09.118	62.91	0.353	17:39:47.723
6 -	41.940	28.148	1:10.088	62.04	1.323	17:40:57.811
7 -	40.627	28.145	1:08.772 (2)	63.23	0.007	17:42:06.583
8 -	40.374	28.391	1:08.765 (1)	63.23		17:43:15.348
9 -	40.535	28.972	1:09.507	62.56	0.742	17:44:24.855

P22 11 Over		C NICKLES / S COX		Komnic BMC -		
IDEAL LAP TIME : 1:08.312		BEST LAP TIME : 1:08.312		DIFFERENCE : 0.000		
LAP	SECTOR 1	SECTOR 2	LAP TIME	MPH	DIFF	TIME OF DAY
1 -		28.093	1:21.002	53.68	12.690	17:35:09.673
2 -	41.510	27.603	1:09.113 (2)	62.92	0.801	17:36:18.786
3 -	41.798	27.510	1:09.308 (3)	62.74	0.996	17:37:28.094
4 -	40.805	27.507	1:08.312 (1)	63.65		17:38:36.406
5 -	41.355	28.618	1:09.973	62.14	1.661	17:39:46.379
6 -	43.817	28.988	1:12.805	59.72	4.493	17:40:59.184
7 -	42.270	27.731	1:10.001	62.12	1.689	17:42:09.185
8 -	42.375	28.004	1:10.379	61.78	2.067	17:43:19.564
9 -	43.014	28.102	1:11.116	61.14	2.804	17:44:30.680

P23 39 Up to		I SALTER / S VAN BRECKEL		Norton COMMANDO -		
IDEAL LAP TIME : 1:04.576		BEST LAP TIME : 1:04.752		DIFFERENCE : 0.176		
LAP	SECTOR 1	SECTOR 2	LAP TIME	MPH	DIFF	TIME OF DAY
1 -		26.547	1:16.374	56.93	11.622	17:35:05.045
2 -	39.008	25.744	1:04.752 (1)	67.15		17:36:09.797
3 -	38.832	25.959	1:04.791 (2)	67.11	0.039	17:37:14.588
4 -	39.594	26.326	1:05.920	65.96	1.168	17:38:20.508
5 -	39.359	26.109	1:05.468 (3)	66.42	0.716	17:39:25.976
6 -	39.969	26.332	1:06.301	65.58	1.549	17:40:32.277

P24 111 Up to		P JAGUSINSKI / A BONA		MRE BMW -		
IDEAL LAP TIME : 1:10.611		BEST LAP TIME : 1:10.964		DIFFERENCE : 0.353		
LAP	SECTOR 1	SECTOR 2	LAP TIME	MPH	DIFF	TIME OF DAY
1 -		28.820	1:23.492	52.08	12.528	17:35:12.163
2 -	42.490	28.474	1:10.964 (1)	61.27		17:36:23.127
3 -	43.049	28.121	1:11.170 (2)	61.10	0.206	17:37:34.297
4 -	43.417	28.806	1:12.223 (3)	60.21	1.259	17:38:46.520

P25 99 Over		P GEFFRAY / A HAYNES		BMW -		
IDEAL LAP TIME : 1:01.516		BEST LAP TIME : 1:01.874		DIFFERENCE : 0.358		
LAP	SECTOR 1	SECTOR 2	LAP TIME	MPH	DIFF	TIME OF DAY
1 -		25.228	1:10.642	61.55	8.768	17:34:59.313
2 -	36.663	25.287	1:01.950 (2)	70.19	0.076	17:36:01.263
3 -	37.021	24.853	1:01.874 (1)	70.28		17:37:03.137

Weather / Track : Cloudy / Dry

Brands Hatch Indy
Circuit Length = 1.2079 miles
Start: 17:33 Flag 17:43 End: 17:44

BMCRC - MRO Championships 2019 - Rnd 9 @ Brands Hatch Indy

Camathias Cup European Sidecars

RACE 17 - BEST SECTORS

SECTOR 1			SECTOR 2			IDEAL / BEST COMPARISON						
POS	NO	NAME	TIME	NO	NAME	TIME	POS	NO	NAME	IDEAL	BEST	DIFF
									PERFECT LAP	56.528		
1	14	S HEGARTY / T CHRISTIE	33.583	14	S HEGARTY / T CHRISTIE	22.945	1	14	S HEGARTY / T CHR	56.528	56.646	0.118
2	8	J PERKINS / I NICKELS	34.508	8	J PERKINS / I NICKELS	23.241	2	8	J PERKINS / I NICKEL	57.749	57.749	0.000
3	9	E WRIGHT / K CLARKE	35.226	9	E WRIGHT / K CLARKE	23.626	3	9	E WRIGHT / K CLARKE	58.852	59.175	0.323
4	24	T THIRKELL / T JOHNSON	35.885	147	D LISSAMAN / M LEETON	24.000	4	13	H JONKER / P VISSC	1:00.365	1:00.582	0.217
5	56	M VERMEULEN / J HAHN	36.090	96	R HOLMES / P ALLEBONE	24.261	5	24	T THIRKELL / T JOHN	1:00.387	1:00.726	0.339
6	13	H JONKER / P VISSCHER	36.102	13	H JONKER / P VISSCHER	24.263	6	147	D LISSAMAN / M LEE	1:00.418	1:00.468	0.050
7	5	J GRISTWOOD / S REEVES	36.275	197	A DAWSON / B DAWSON	24.276	7	53	C FAULKNER / B ROI	1:00.721	1:00.959	0.238
8	46	A NOURISH / M LEEFLANG	36.368	53	C FAULKNER / B ROBSON	24.340	8	5	J GRISTWOOD / S RI	1:00.840	1:01.197	0.357
9	53	C FAULKNER / B ROBSON	36.381	24	T THIRKELL / T JOHNSON	24.502	9	96	R HOLMES / P ALLEE	1:00.964	1:01.718	0.754
10	147	D LISSAMAN / M LEETON	36.418	5	J GRISTWOOD / S REEVES	24.565	10	197	A DAWSON / B DAW	1:01.037	1:01.076	0.039
11	66	B NOEL / G SACCHETTINI	36.505	16	B PHETHEAN / A CRACKNELL	24.586	11	46	A NOURISH / M LEEF	1:01.125	1:01.125	0.000
12	17	K WALTERS / A THOMAS	36.589	17	K WALTERS / A THOMAS	24.668	12	66	B NOEL / G SACCHE	1:01.214	1:01.214	0.000
13	99	P GEFFRAY / A HAYNES	36.663	66	B NOEL / G SACCHETTINI	24.709	13	56	M VERMEULEN / J H.	1:01.230	1:01.494	0.264
14	16	B PHETHEAN / A CRACKNELL	36.668	46	A NOURISH / M LEEFLANG	24.757	14	16	B PHETHEAN / A CR	1:01.254	1:01.254	0.000
15	96	R HOLMES / P ALLEBONE	36.703	99	P GEFFRAY / A HAYNES	24.853	15	17	K WALTERS / A THO	1:01.257	1:01.384	0.127
16	197	A DAWSON / B DAWSON	36.761	118	G TAPSELL / I TAPSELL	25.083	16	99	P GEFFRAY / A HAY	1:01.516	1:01.874	0.358
17	118	G TAPSELL / I TAPSELL	38.100	56	M VERMEULEN / J HAHN	25.140	17	118	G TAPSELL / I TAPSE	1:03.183	1:03.183	0.000
18	113	T SAWYER / D MILLS	38.437	39	I SALTER / S VAN BRECKEL	25.744	18	113	T SAWYER / D MILLS	1:04.189	1:04.350	0.161
19	48	J BEENS / M GOUDZWAARD	38.448	113	T SAWYER / D MILLS	25.752	19	39	I SALTER / S VAN BR	1:04.576	1:04.752	0.176
20	39	I SALTER / S VAN BRECKEL	38.832	62	R SCHOONDERBEEK / M VAN	25.989	20	48	J BEENS / M GOUDZ	1:04.703	1:04.893	0.190
21	62	R SCHOONDERBEEK / M VAN	38.902	48	J BEENS / M GOUDZWAARD	26.255	21	62	R SCHOONDERBEEI	1:04.891	1:04.946	0.055
22	64	J CHRISTIAN / J HARDISTY	39.374	64	J CHRISTIAN / J HARDISTY	26.326	22	64	J CHRISTIAN / J HAR	1:05.700	1:05.996	0.296
23	29	A POPE / J CHRISTOPHER	40.374	11	C NICKLES / S COX	27.507	23	11	C NICKLES / S COX	1:08.312	1:08.312	0.000
24	11	C NICKLES / S COX	40.805	111	P JAGUSINSKI / A BONA	28.121	24	29	A POPE / J CHRISTO	1:08.519	1:08.765	0.246
25	111	P JAGUSINSKI / A BONA	42.490	29	A POPE / J CHRISTOPHER	28.145	25	111	P JAGUSINSKI / A BC	1:10.611	1:10.964	0.353

Weather / Track : Cloudy / Dry

Results can be found at www.tsl-timing.com

Brands Hatch Indy
Circuit Length = 1.2079 miles
Start: 17:33 Flag 17:43 End: 17:44

Printed - 17:45 Saturday, 05 October 2019

BMCRC - MRO Championships 2019 - Rnd 9 @ Brands Hatch Indy

Camathias Cup European Sidecars

RACE 17 - STATISTICS

Competitors Started 25
Planned Start 2019-10-05 @ 17:30:00.000
Actual Start 2019-10-05 @ 17:33:48.670
Finish Time 2019-10-05 @ 17:43:36.231
Track Length 1.2079mi.
Total Laps 227
Total Distance Covered 274.2036mi.

Session Fastest Lap History

NO	CL	NAME	LAP TIME	TIME OF DAY	LAP	VEHICLE
14	Over	S HEGARTY / T CHRISTIE	56.646	17:35:48.933	2	Christie HONDA

Session Leader History

NO	CL	NAME	FROM LAP	LAPS LED	DISTANCE	VEHICLE
14	Over	S HEGARTY / T CHRISTIE	1	10	12.07 miles	Christie HONDA

Flag History

TYPE	TIME OF DAY
GREEN	17:33:48.670
FINISH	17:43:36.231

Flag Statistics

TYPE	COUNT	TOTAL LAPS	TOTAL TIME
Green	1	10	10:55.376
Red	0	0	0.000
Safety Car	0	0	0.000
FCY	0	0	0.000

Weather / Track : Cloudy / Dry

These results are provisional until the conclusion of any judicial and technical matters.

Brands Hatch Indy
Circuit Length = 1.2079 miles
Start: 17:33 Flag 17:43 End: 17:44

Clerk Of Course :		Timekeeper :
-------------------	--	--------------

BMCRC - MRO Championships 2019 - Rnd 9 @ Brands Hatch Indy

Camathias Cup European Sidecars

RACE 17 - STATISTICS

CLASS : Over

18 Starters

Fastest Lap History

NO	NAME	LAP TIME	TIME OF DAY	LAP	VEHICLE
14	S HEGARTY / T CHRISTIE	56.646	17:35:48.933	2	Christie HONDA

Leader History

NO	NAME	FROM LAP	LAPS LED	DISTANCE	VEHICLE
14	S HEGARTY / T CHRISTIE	1	10	12.07 miles	Christie HONDA

Weather / Track : Cloudy / Dry

These results are provisional until the conclusion of any judicial and technical matters.

Brands Hatch Indy

Circuit Length = 1.2079 miles

Start: 17:33 Flag 17:43 End: 17:44

Clerk Of Course :

Timekeeper :

BMCRC - MRO Championships 2019 - Rnd 9 @ Brands Hatch Indy

Camathias Cup European Sidecars

RACE 17 - STATISTICS

CLASS : Up to

7 Starters

Fastest Lap History

NO	NAME	LAP TIME	TIME OF DAY	LAP	VEHICLE
56	M VERMEULEN / J HAHN	1:03.172	17:36:07.580	2	Triumph BONNEVILLE
56	M VERMEULEN / J HAHN	1:01.788	17:37:09.368	3	Triumph BONNEVILLE
56	M VERMEULEN / J HAHN	1:01.494	17:40:15.721	6	Triumph BONNEVILLE

Leader History

NO	NAME	FROM LAP	LAPS LED	DISTANCE	VEHICLE
62	R SCHOONDERBEEK / M VAN DEN BOR	1	1	1.20 miles	
56	M VERMEULEN / J HAHN	2	9	10.87 miles	Triumph BONNEVILLE

Weather / Track : Cloudy / Dry

These results are provisional until the conclusion of any judicial and technical matters.

Brands Hatch Indy

Circuit Length = 1.2079 miles

Start: 17:33 Flag 17:43 End: 17:44

Clerk Of Course :

Timekeeper :

BMCRC - MRO Championships 2019 - Rnd 9 @ Brands Hatch Indy

Camathias Cup European Sidecars

RACE 6 - CLASSIFICATION



POS	NO	CL	PIC NAME	ENTRY	LAPS	TIME	GAP	DIFF	MPH	BEST	ON
1	8	Over	1 J PERKINS / I NICKELS	- Pocket 2019	12	11:58.436			72.63	58.146	11
2	147	Over	2 D LISSAMAN / M LEETON	JPR BMW -	12	12:23.196	24.760	24.760	70.21	1:00.661	7
3	5	Over	3 J GRISTWOOD / S REEVES	D&D MOORESPEED BMW -	12	12:31.729	33.293	8.533	69.41	1:01.479	4
4	197*	Over	4 A DAWSON / B DAWSON	MOORESPEED BMW -	12	12:35.330	36.894	3.601	69.08	1:00.800	2
5	13	Over	5 H JONKER / P VISSCHER	Moto Guzzi KNEELER -	12	12:41.733	43.297	6.403	68.50	1:01.899	4
6	16	Over	6 B PHETHEAN / A CRACKNELL	Windle BMW -	12	12:43.242	44.806	1.509	68.37	1:01.689	12
7	17	Over	7 K WALTERS / A THOMAS	Belas HONDA CB650 - Team Walters And Thomas	12	12:44.660	46.224	1.418	68.24	1:02.346	11
8	125	Up to	1 N THOMAS / D SIMONS	Shelbourne YAMAHA -	12	12:45.708	47.272	1.048	68.15	1:01.439	12
9	46	Over	8 A NOURISH / M LEEFLANG	Nourish WESLAKE - dave nourish	12	12:46.968	48.532	1.260	68.03	1:02.572	12
10	56	Up to	2 M VERMEULEN / J HAHN	Triumph BONNEVILLE -	12	12:47.835	49.399	0.867	67.96	1:01.743	10
11	96	Over	9 R HOLMES / P ALLEBONE	Lynx SAAB -	12	12:54.558	56.122	6.723	67.37	1:01.947	6
12	14	Over	10 S HEGARTY / T CHRISTIE	Christie HONDA - Sean Hegarty Ltd	12	13:04.366	1:05.930	9.808	66.52	57.935	2
13	53*	Over	11 C FAULKNER / B ROBSON	MRE RODWELL IMP -	12	13:13.871	1:15.435	9.505	65.73	1:03.068	5
14	48	Up to	3 J BEENS / M GOUDZWAARD	Norton SIDECAR -	11	12:28.851	1 Lap	1 Lap	63.87	1:05.781	10
15	62	Up to	4 R SCHOONDERBEEK / M VAN DEN BOF	-	11	12:31.642	1 Lap	2.791	63.64	1:06.790	10
16	64	Up to	5 J CHRISTIAN / J HARDISTY	Norton -	11	12:45.946	1 Lap	14.304	62.45	1:07.906	3
17	29	Up to	6 A POPE / J CHRISTOPHER	Triumph THUNDERBIRD -	11	12:55.460	1 Lap	9.514	61.68	1:08.789	7

NOT CLASSIFIED

DNF	99	Over	P GEFFRAY / A HAYNES	BMW -	5	5:20.251	7 Laps	6 Laps	67.89	1:01.499	4
DNF	113	Over	T SAWYER / D MILLS	BGR Honda -	4	4:40.279	8 Laps	1 Lap	62.06	1:06.847	4

FASTEST LAP

	14	Over	S HEGARTY / T CHRISTIE	Christie HONDA - Sean Hegarty Ltd	2	57.935		75.06 mph		120.79 kph	
	125	Up to	N THOMAS / D SIMONS	Shelbourne YAMAHA -	12	1:01.439		70.77 mph		113.90 kph	

*Outfits 53 & 197 - 10 Second Penalty due to Jump Starts

Class Over - 92.5% of Race Speed = 67.18 mph

Class Up to - 92.5% of Race Speed = 63.03 mph

Brands Hatch Indy

Circuit Length = 1.2079 miles

Start: 12:22 Flag 12:34 End: 12:35

Weather / Track : Cloudy / Wet

These results are provisional until the conclusion of any judicial and technical matters.

Clerk Of Course :	Steward :	Timekeeper :
-------------------	-----------	--------------

Results can be found at www.tsl-timing.com

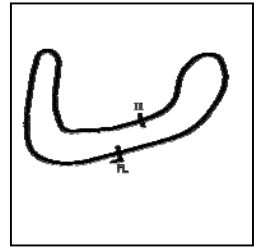
Printed - 12:36 Sunday, 06 October 2019



BMCRC - MRO Championships 2019 - Rnd 9 @ Brands Hatch Indy

Camathias Cup European Sidecars

RACE 6 - SECTOR ANALYSIS



SECTOR 1 = FL to I1, SECTOR 2 = I1 to FL, DIFF = Difference To Personal Best Lap, P = Crossed Finish Line in Pit Lane, D = Time Disallowed

P1 8 Over		J PERKINS / I NICKELS		- Pocket 2019		
IDEAL LAP TIME : 57.813		BEST LAP TIME : 58.146		DIFFERENCE : 0.333		
LAP	SECTOR 1	SECTOR 2	LAP TIME	MPH	DIFF	TIME OF DAY
1 -		23.888	1:06.708	65.18	8.562	12:23:36.771
2 -	36.695	24.034	1:00.729	71.60	2.583	12:24:37.500
3 -	35.876	23.294	59.170	73.49	1.024	12:25:36.670
4 -	36.223	23.215	59.438	73.16	1.292	12:26:36.108
5 -	35.956	23.539	59.495	73.09	1.349	12:27:35.603
6 -	35.444	23.705	59.149	73.51	1.003	12:28:34.752
7 -	35.712	24.047	59.759	72.76	1.613	12:29:34.511
8 -	35.456	23.732	59.188	73.47	1.042	12:30:33.699
9 -	36.054	23.389	59.443	73.15	1.297	12:31:33.142
10 -	35.434	23.172	58.606 (3)	74.20	0.460	12:32:31.748
11 -	34.641	23.505	58.146 (1)	74.78		12:33:29.894
12 -	35.401	23.204	58.605 (2)	74.20	0.459	12:34:28.499

P2 147 Over		D LISSAMAN / M LEETON		JPR BMW -		
IDEAL LAP TIME : 1:00.661		BEST LAP TIME : 1:00.661		DIFFERENCE : 0.000		
LAP	SECTOR 1	SECTOR 2	LAP TIME	MPH	DIFF	TIME OF DAY
1 -		24.325	1:08.564	63.42	7.903	12:23:38.627
2 -	37.080	23.908	1:00.988 (2)	71.30	0.327	12:24:39.615
3 -	37.125	24.091	1:01.216	71.03	0.555	12:25:40.831
4 -	36.833	24.290	1:01.123	71.14	0.462	12:26:41.954
5 -	37.426	24.634	1:02.060	70.07	1.399	12:27:44.014
6 -	37.246	24.408	1:01.654	70.53	0.993	12:28:45.668
7 -	36.767	23.894	1:00.661 (1)	71.68		12:29:46.329
8 -	36.972	24.510	1:01.482	70.72	0.821	12:30:47.811
9 -	37.369	24.353	1:01.722	70.45	1.061	12:31:49.533
10 -	37.322	24.033	1:01.355	70.87	0.694	12:32:50.888
11 -	37.026	24.038	1:01.064 (3)	71.21	0.403	12:33:51.952
12 -	37.051	24.256	1:01.307	70.93	0.646	12:34:53.259

P3 5 Over		J GRISTWOOD / S REEVES		D&D MOORESPEED BMW -		
IDEAL LAP TIME : 1:01.212		BEST LAP TIME : 1:01.479		DIFFERENCE : 0.267		
LAP	SECTOR 1	SECTOR 2	LAP TIME	MPH	DIFF	TIME OF DAY
1 -		24.810	1:09.561	62.51	8.082	12:23:39.624
2 -	37.403	24.357	1:01.760	70.41	0.281	12:24:41.384
3 -	37.208	24.515	1:01.723 (3)	70.45	0.244	12:25:43.107
4 -	37.065	24.414	1:01.479 (1)	70.73		12:26:44.586
5 -	37.393	24.568	1:01.961	70.18	0.482	12:27:46.547
6 -	36.855	24.751	1:01.606 (2)	70.58	0.127	12:28:48.153
7 -	37.159	24.894	1:02.053	70.07	0.574	12:29:50.206
8 -	37.519	24.442	1:01.961	70.18	0.482	12:30:52.167
9 -	37.532	24.389	1:01.921	70.22	0.442	12:31:54.088
10 -	37.322	24.836	1:02.158	69.96	0.679	12:32:56.246
11 -	37.974	24.975	1:02.949	69.08	1.470	12:33:59.195
12 -	37.427	25.170	1:02.597	69.46	1.118	12:35:01.792

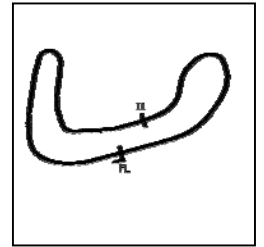
Weather / Track : Cloudy / Wet

Brands Hatch Indy
Circuit Length = 1.2079 miles
Start: 12:22 Flag 12:34 End: 12:35

BMCRC - MRO Championships 2019 - Rnd 9 @ Brands Hatch Indy

Camathias Cup European Sidecars

RACE 6 - SECTOR ANALYSIS



SECTOR 1 = FL to I1, SECTOR 2 = I1 to FL, DIFF = Difference To Personal Best Lap, P = Crossed Finish Line in Pit Lane, D = Time Disallowed

P4 197 Over A DAWSON / B DAWSON			MOORESPEED BMW -			
IDEAL LAP TIME : 1:00.730		BEST LAP TIME : 1:00.800	DIFFERENCE : 0.070			
LAP	SECTOR 1	SECTOR 2	LAP TIME	MPH	DIFF	TIME OF DAY
1 -		23.804	1:06.366	65.52	5.566	12:23:36.429
2 -	36.942	23.858	1:00.800 (1)	71.52		12:24:37.229
3 -	37.419	24.354	1:01.773	70.39	0.973	12:25:39.002
4 -	37.700	24.198	1:01.898	70.25	1.098	12:26:40.900
5 -	37.507	24.205	1:01.712	70.46	0.912	12:27:42.612
6 -	37.082	24.391	1:01.473	70.74	0.673	12:28:44.085
7 -	36.926	24.256	1:01.182 (2)	71.07	0.382	12:29:45.267
8 -	37.559	24.533	1:02.092	70.03	1.292	12:30:47.359
9 -	37.907	24.635	1:02.542	69.53	1.742	12:31:49.901
10 -	37.658	23.947	1:01.605	70.58	0.805	12:32:51.506
11 -	37.276	25.248	1:02.524	69.55	1.724	12:33:54.030
12 -	37.369	23.994	1:01.363 (3)	70.86	0.563	12:34:55.393

P5 13 Over H JONKER / P VISSCHER			Moto Guzzi KNEELER -			
IDEAL LAP TIME : 1:01.680		BEST LAP TIME : 1:01.899	DIFFERENCE : 0.219			
LAP	SECTOR 1	SECTOR 2	LAP TIME	MPH	DIFF	TIME OF DAY
1 -		25.190	1:10.810	61.41	8.911	12:23:40.873
2 -	37.802	24.694	1:02.496 (2)	69.58	0.597	12:24:43.369
3 -	38.177	24.709	1:02.886	69.15	0.987	12:25:46.255
4 -	37.178	24.721	1:01.899 (1)	70.25		12:26:48.154
5 -	37.758	24.759	1:02.517 (3)	69.55	0.618	12:27:50.671
6 -	38.026	25.483	1:03.509	68.47	1.610	12:28:54.180
7 -	38.428	24.742	1:03.170	68.83	1.271	12:29:57.350
8 -	37.508	25.058	1:02.566	69.50	0.667	12:30:59.916
9 -	38.032	24.771	1:02.803	69.24	0.904	12:32:02.719
10 -	38.117	25.490	1:03.607	68.36	1.708	12:33:06.326
11 -	37.847	25.001	1:02.848	69.19	0.949	12:34:09.174
12 -	38.120	24.502	1:02.622	69.44	0.723	12:35:11.796

P6 16 Over B PHETHEAN / A CRACKNELL			Windle BMW -			
IDEAL LAP TIME : 1:01.689		BEST LAP TIME : 1:01.689	DIFFERENCE : 0.000			
LAP	SECTOR 1	SECTOR 2	LAP TIME	MPH	DIFF	TIME OF DAY
1 -		25.394	1:12.382	60.07	10.693	12:23:42.445
2 -	38.125	24.775	1:02.900	69.13	1.211	12:24:45.345
3 -	37.525	25.456	1:02.981	69.04	1.292	12:25:48.326
4 -	38.276	25.143	1:03.419	68.56	1.730	12:26:51.745
5 -	37.737	25.247	1:02.984	69.04	1.295	12:27:54.729
6 -	38.061	25.203	1:03.264	68.73	1.575	12:28:57.993
7 -	37.361	25.618	1:02.979	69.04	1.290	12:30:00.972
8 -	37.969	25.229	1:03.198	68.80	1.509	12:31:04.170
9 -	37.150	25.266	1:02.416 (3)	69.67	0.727	12:32:06.586
10 -	37.094	25.278	1:02.372 (2)	69.72	0.683	12:33:08.958
11 -	37.659	24.999	1:02.658	69.40	0.969	12:34:11.616
12 -	36.956	24.733	1:01.689 (1)	70.49		12:35:13.305

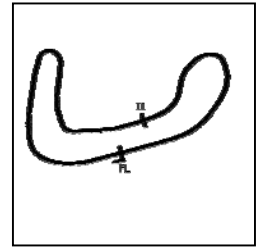
Weather / Track : Cloudy / Wet

Brands Hatch Indy
Circuit Length = 1.2079 miles
Start: 12:22 Flag 12:34 End: 12:35

BMCRC - MRO Championships 2019 - Rnd 9 @ Brands Hatch Indy

Camathias Cup European Sidecars

RACE 6 - SECTOR ANALYSIS



SECTOR 1 = FL to I1, SECTOR 2 = I1 to FL, DIFF = Difference To Personal Best Lap, P = Crossed Finish Line in Pit Lane, D = Time Disallowed

P7 17 Over		K WALTERS / A THOMAS		Belas HONDA CB650 - Team Walters And Thomas Sidecar raci		
IDEAL LAP TIME : 1:01.927		BEST LAP TIME : 1:02.346		DIFFERENCE : 0.419		
LAP	SECTOR 1	SECTOR 2	LAP TIME	MPH	DIFF	TIME OF DAY
1 -		25.328	1:12.636	59.86	10.290	12:23:42.699
2 -	38.445	24.500	1:02.945	69.08	0.599	12:24:45.644
3 -	37.845	24.915	1:02.760	69.28	0.414	12:25:48.404
4 -	38.737	25.205	1:03.942	68.00	1.596	12:26:52.346
5 -	38.049	24.836	1:02.885	69.15	0.539	12:27:55.231
6 -	38.384	24.879	1:03.263	68.73	0.917	12:28:58.494
7 -	37.994	25.086	1:03.080	68.93	0.734	12:30:01.574
8 -	37.919	25.062	1:02.981	69.04	0.635	12:31:04.555
9 -	38.041	24.608	1:02.649	69.41	0.303	12:32:07.204
10 -	38.187	24.438	1:02.625 (3)	69.43	0.279	12:33:09.829
11 -	37.489	24.857	1:02.346 (1)	69.74		12:34:12.175
12 -	37.844	24.704	1:02.548 (2)	69.52	0.202	12:35:14.723

P8 125 Up to		N THOMAS / D SIMONS		Shelbourne YAMAHA -		
IDEAL LAP TIME : 1:01.439		BEST LAP TIME : 1:01.439		DIFFERENCE : 0.000		
LAP	SECTOR 1	SECTOR 2	LAP TIME	MPH	DIFF	TIME OF DAY
1 -		25.052	1:14.048	58.72	12.609	12:23:44.111
2 -	38.420	25.088	1:03.508	68.47	2.069	12:24:47.619
3 -	39.064	24.744	1:03.808	68.15	2.369	12:25:51.427
4 -	38.840	25.090	1:03.930	68.02	2.491	12:26:55.357
5 -	38.697	24.760	1:03.457	68.52	2.018	12:27:58.814
6 -	37.674	25.267	1:02.941	69.09	1.502	12:29:01.755
7 -	38.658	25.076	1:03.734	68.23	2.295	12:30:05.489
8 -	37.439	25.250	1:02.689	69.36	1.250	12:31:08.178
9 -	37.851	24.819	1:02.670	69.38	1.231	12:32:10.848
10 -	37.079	24.455	1:01.534 (2)	70.66	0.095	12:33:12.382
11 -	37.197	24.753	1:01.950 (3)	70.19	0.511	12:34:14.332
12 -	36.993	24.446	1:01.439 (1)	70.77		12:35:15.771

P9 46 Over		A NOURISH / M LEEFLANG		Nourish WESLAKE - dave nourish		
IDEAL LAP TIME : 1:02.111		BEST LAP TIME : 1:02.572		DIFFERENCE : 0.461		
LAP	SECTOR 1	SECTOR 2	LAP TIME	MPH	DIFF	TIME OF DAY
1 -		25.605	1:13.567	59.11	10.995	12:23:43.630
2 -	38.158	25.024	1:03.182	68.82	0.610	12:24:46.812
3 -	38.044	25.083	1:03.127	68.88	0.555	12:25:49.939
4 -	38.319	24.882	1:03.201	68.80	0.629	12:26:53.140
5 -	37.700	25.132	1:02.832 (3)	69.21	0.260	12:27:55.972
6 -	38.069	25.331	1:03.400	68.58	0.828	12:28:59.372
7 -	37.454	25.337	1:02.791 (2)	69.25	0.219	12:30:02.163
8 -	37.698	25.226	1:02.924	69.10	0.352	12:31:05.087
9 -	38.261	24.787	1:03.048	68.97	0.476	12:32:08.135
10 -	38.322	24.657	1:02.979	69.04	0.407	12:33:11.114
11 -	37.480	25.865	1:03.345	68.64	0.773	12:34:14.459
12 -	37.902	24.670	1:02.572 (1)	69.49		12:35:17.031

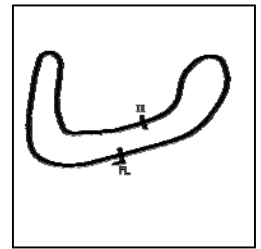
Weather / Track : Cloudy / Wet

Brands Hatch Indy
Circuit Length = 1.2079 miles
Start: 12:22 Flag 12:34 End: 12:35

BMCRC - MRO Championships 2019 - Rnd 9 @ Brands Hatch Indy

Camathias Cup European Sidecars

RACE 6 - SECTOR ANALYSIS



SECTOR 1 = FL to I1, SECTOR 2 = I1 to FL, DIFF = Difference To Personal Best Lap, P = Crossed Finish Line in Pit Lane, D = Time Disallowed

P10 56 Up to		M VERMEULEN / J HAHN		Triumph BONNEVILLE -		
IDEAL LAP TIME : 1:01.593		BEST LAP TIME : 1:01.743		DIFFERENCE : 0.150		
LAP	SECTOR 1	SECTOR 2	LAP TIME	MPH	DIFF	TIME OF DAY
1 -		25.883	1:15.611	57.51	13.868	12:23:45.674
2 -	38.016	25.324	1:03.340	68.65	1.597	12:24:49.014
3 -	37.401	25.150	1:02.551	69.52	0.808	12:25:51.565
4 -	39.256	25.522	1:04.778	67.13	3.035	12:26:56.343
5 -	38.004	25.258	1:03.262	68.73	1.519	12:27:59.605
6 -	37.456	25.423	1:02.879	69.15	1.136	12:29:02.484
7 -	38.687	25.467	1:04.154	67.78	2.411	12:30:06.638
8 -	37.144	25.058	1:02.202 (3)	69.91	0.459	12:31:08.840
9 -	37.638	25.274	1:02.912	69.12	1.169	12:32:11.752
10 -	36.989	24.754	1:01.743 (1)	70.43		12:33:13.495
11 -	37.405	24.604	1:02.009 (2)	70.12	0.266	12:34:15.504
12 -	37.437	24.957	1:02.394	69.69	0.651	12:35:17.898

P11 96 Over		R HOLMES / P ALLEBONE		Lynx SAAB -		
IDEAL LAP TIME : 1:01.571		BEST LAP TIME : 1:01.947		DIFFERENCE : 0.376		
LAP	SECTOR 1	SECTOR 2	LAP TIME	MPH	DIFF	TIME OF DAY
1 -		25.286	1:13.879	58.86	11.932	12:23:43.942
2 -	38.574	24.965	1:03.539	68.43	1.592	12:24:47.481
3 -	37.554	24.930	1:02.484 (2)	69.59	0.537	12:25:49.965
4 -	39.367	24.909	1:04.276	67.65	2.329	12:26:54.241
5 -	38.589	24.576	1:03.165	68.84	1.218	12:27:57.406
6 -	37.357	24.590	1:01.947 (1)	70.19		12:28:59.353
7 -	37.800	25.147	1:02.947	69.08	1.000	12:30:02.300
8 -	38.717	24.214	1:02.931 (3)	69.10	0.984	12:31:05.231
9 -	37.870	25.284	1:03.154	68.85	1.207	12:32:08.385
10 -	38.033	25.678	1:03.711	68.25	1.764	12:33:12.096
11 -	40.567	26.895	1:07.462	64.46	5.515	12:34:19.558
12 -	39.005	26.058	1:05.063	66.83	3.116	12:35:24.621

P12 14 Over		S HEGARTY / T CHRISTIE		Christie HONDA - Sean Hegarty Ltd		
IDEAL LAP TIME : 57.881		BEST LAP TIME : 57.935		DIFFERENCE : 0.054		
LAP	SECTOR 1	SECTOR 2	LAP TIME	MPH	DIFF	TIME OF DAY
1 -		23.226	1:05.291	66.60	7.356	12:23:35.354
2 -	35.191	22.744	57.935 (1)	75.06		12:24:33.289
3 -	35.203	23.223	58.426 (2)	74.42	0.491	12:25:31.715
4 -	35.137	23.381	58.518	74.31	0.583	12:26:30.233
5 -	36.087	23.873	59.960	72.52	2.025	12:27:30.193
6 -	35.200	23.260	58.460 (3)	74.38	0.525	12:28:28.653
7 -	36.486	24.240	1:00.726	71.61	2.791	12:29:29.379
8 -	36.432	25.189	1:01.621	70.57	3.686	12:30:31.000
9 -	35.912	23.528	59.440	73.15	1.505	12:31:30.440
10 -	36.151	23.602	59.753	72.77	1.818	12:32:30.193
11 -	35.996	23.595	59.591	72.97	1.656	12:33:29.784
12 -	37.721	1:26.924	2:04.645	34.88	1:06.710	12:35:34.429

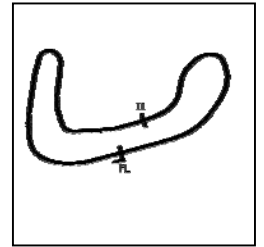
Weather / Track : Cloudy / Wet

Brands Hatch Indy
Circuit Length = 1.2079 miles
Start: 12:22 Flag 12:34 End: 12:35

BMCRC - MRO Championships 2019 - Rnd 9 @ Brands Hatch Indy

Camathias Cup European Sidecars

RACE 6 - SECTOR ANALYSIS



SECTOR 1 = FL to I1, SECTOR 2 = I1 to FL, DIFF = Difference To Personal Best Lap, P = Crossed Finish Line in Pit Lane, D = Time Disallowed

P13 53 Over		C FAULKNER / B ROBSON		MRE RODWELL IMP -		
IDEAL LAP TIME : 1:02.849		BEST LAP TIME : 1:03.068		DIFFERENCE : 0.219		
LAP	SECTOR 1	SECTOR 2	LAP TIME	MPH	DIFF	TIME OF DAY
1 -		26.336	1:17.605	56.03	14.537	12:23:47.668
2 -	39.716	25.055	1:04.771	67.13	1.703	12:24:52.439
3 -	39.060	25.135	1:04.195	67.74	1.127	12:25:56.634
4 -	38.273	25.022	1:03.295 (2)	68.70	0.227	12:26:59.929
5 -	38.011	25.057	1:03.068 (1)	68.95		12:28:02.997
6 -	39.150	25.644	1:04.794	67.11	1.726	12:29:07.791
7 -	38.569	24.838	1:03.407 (3)	68.58	0.339	12:30:11.198
8 -	38.484	25.167	1:03.651	68.31	0.583	12:31:14.849
9 -	38.277	25.167	1:03.444	68.54	0.376	12:32:18.293
10 -	38.954	25.092	1:04.046	67.89	0.978	12:33:22.339
11 -	38.818	25.498	1:04.316	67.61	1.248	12:34:26.655
12 -	38.702	28.577	1:07.279	64.63	4.211	12:35:33.934

P14 48 Up to		J BEENS / M GOUDZWAARD		Norton SIDECAR -		
IDEAL LAP TIME : 1:05.703		BEST LAP TIME : 1:05.781		DIFFERENCE : 0.078		
LAP	SECTOR 1	SECTOR 2	LAP TIME	MPH	DIFF	TIME OF DAY
1 -		27.065	1:17.682	55.97	11.901	12:23:47.745
2 -	40.807	27.112	1:07.919	64.02	2.138	12:24:55.664
3 -	40.818	27.343	1:08.161	63.79	2.380	12:26:03.825
4 -	41.037	26.795	1:07.832	64.10	2.051	12:27:11.657
5 -	40.320	27.125	1:07.445	64.47	1.664	12:28:19.102
6 -	39.693	26.708	1:06.401 (3)	65.49	0.620	12:29:25.503
7 -	40.162	27.031	1:07.193	64.71	1.412	12:30:32.696
8 -	40.057	26.851	1:06.908	64.99	1.127	12:31:39.604
9 -	40.610	26.636	1:07.246	64.66	1.465	12:32:46.850
10 -	39.392	26.389	1:05.781 (1)	66.10		12:33:52.631
11 -	39.314	26.969	1:06.283 (2)	65.60	0.502	12:34:58.914

P15 62 Up to		R SCHOONDERBEEK / M VAN DEN BOR				
IDEAL LAP TIME : 1:06.627		BEST LAP TIME : 1:06.790		DIFFERENCE : 0.163		
LAP	SECTOR 1	SECTOR 2	LAP TIME	MPH	DIFF	TIME OF DAY
1 -		26.741	1:16.914	56.53	10.124	12:23:46.977
2 -	40.951	27.443	1:08.394	63.58	1.604	12:24:55.371
3 -	40.891	26.660	1:07.551	64.37	0.761	12:26:02.922
4 -	40.657	26.737	1:07.394	64.52	0.604	12:27:10.316
5 -	40.398	26.644	1:07.042 (2)	64.86	0.252	12:28:17.358
6 -	40.803	26.468	1:07.271	64.64	0.481	12:29:24.629
7 -	40.567	26.699	1:07.266	64.64	0.476	12:30:31.895
8 -	40.457	26.783	1:07.240	64.67	0.450	12:31:39.135
9 -	42.045	26.660	1:08.705	63.29	1.915	12:32:47.840
10 -	40.194	26.596	1:06.790 (1)	65.10		12:33:54.630
11 -	40.159	26.916	1:07.075 (3)	64.83	0.285	12:35:01.705

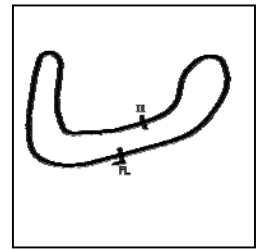
Weather / Track : Cloudy / Wet

Brands Hatch Indy
Circuit Length = 1.2079 miles
Start: 12:22 Flag 12:34 End: 12:35

BMCRC - MRO Championships 2019 - Rnd 9 @ Brands Hatch Indy

Camathias Cup European Sidecars

RACE 6 - SECTOR ANALYSIS



SECTOR 1 = FL to I1, SECTOR 2 = I1 to FL, DIFF = Difference To Personal Best Lap, P = Crossed Finish Line in Pit Lane, D = Time Disallowed

P16 64 Up to J CHRISTIAN / J HARDISTY			Norton -			
IDEAL LAP TIME : 1:07.751		BEST LAP TIME : 1:07.906		DIFFERENCE : 0.155		
LAP	SECTOR 1	SECTOR 2	LAP TIME	MPH	DIFF	TIME OF DAY
1 -		27.408	1:19.457	54.72	11.551	12:23:49.520
2 -	41.882	26.665	1:08.547	63.43	0.641	12:24:58.067
3 -	41.195	26.711	1:07.906 (1)	64.03		12:26:05.973
4 -	41.568	26.802	1:08.370 (3)	63.60	0.464	12:27:14.343
5 -	41.086	27.507	1:08.593	63.39	0.687	12:28:22.936
6 -	41.501	27.598	1:09.099	62.93	1.193	12:29:32.035
7 -	41.590	27.132	1:08.722	63.27	0.816	12:30:40.757
8 -	41.686	26.959	1:08.645	63.34	0.739	12:31:49.402
9 -	42.021	27.178	1:09.199	62.84	1.293	12:32:58.601
10 -	41.797	27.443	1:09.240	62.80	1.334	12:34:07.841
11 -	41.282	26.886	1:08.168 (2)	63.79	0.262	12:35:16.009

P17 29 Up to A POPE / J CHRISTOPHER			Triumph THUNDERBIRD -			
IDEAL LAP TIME : 1:08.606		BEST LAP TIME : 1:08.789		DIFFERENCE : 0.183		
LAP	SECTOR 1	SECTOR 2	LAP TIME	MPH	DIFF	TIME OF DAY
1 -		28.248	1:21.627	53.27	12.838	12:23:51.690
2 -	41.739	27.773	1:09.512	62.55	0.723	12:25:01.202
3 -	41.260	27.818	1:09.078 (3)	62.95	0.289	12:26:10.280
4 -	41.123	27.947	1:09.070 (2)	62.95	0.281	12:27:19.350
5 -	41.181	27.981	1:09.162	62.87	0.373	12:28:28.512
6 -	41.536	28.413	1:09.949	62.16	1.160	12:29:38.461
7 -	40.977	27.812	1:08.789 (1)	63.21		12:30:47.250
8 -	41.506	27.630	1:09.136	62.89	0.347	12:31:56.386
9 -	41.278	27.964	1:09.242	62.80	0.453	12:33:05.628
10 -	42.177	28.180	1:10.357	61.80	1.568	12:34:15.985
11 -	40.976	28.562	1:09.538	62.53	0.749	12:35:25.523

P18 99 Over P GEFFRAY / A HAYNES			BMW -			
IDEAL LAP TIME : 1:01.433		BEST LAP TIME : 1:01.499		DIFFERENCE : 0.066		
LAP	SECTOR 1	SECTOR 2	LAP TIME	MPH	DIFF	TIME OF DAY
1 -		24.895	1:11.061	61.19	9.562	12:23:41.124
2 -	38.174	24.426	1:02.600 (3)	69.46	1.101	12:24:43.724
3 -	38.274	24.891	1:03.165	68.84	1.666	12:25:46.889
4 -	37.007	24.492	1:01.499 (1)	70.71		12:26:48.388
5 -	37.233	24.693	1:01.926 (2)	70.22	0.427	12:27:50.314

P19 113 Over T SAWYER / D MILLS			BGR Honda -			
IDEAL LAP TIME : 1:06.671		BEST LAP TIME : 1:06.847		DIFFERENCE : 0.176		
LAP	SECTOR 1	SECTOR 2	LAP TIME	MPH	DIFF	TIME OF DAY
1 -		26.629	1:19.264	54.86	12.417	12:23:49.327
2 -	40.459	26.735	1:07.194 (3)	64.71	0.347	12:24:56.521
3 -	40.545	26.429	1:06.974 (2)	64.92	0.127	12:26:03.495
4 -	40.635	26.212	1:06.847 (1)	65.05		12:27:10.342

Weather / Track : Cloudy / Wet

Brands Hatch Indy
Circuit Length = 1.2079 miles
Start: 12:22 Flag 12:34 End: 12:35

BMCRC - MRO Championships 2019 - Rnd 9 @ Brands Hatch Indy

Camathias Cup European Sidecars

RACE 6 - BEST SECTORS

SECTOR 1			SECTOR 2			IDEAL / BEST COMPARISON						
POS	NO	NAME	TIME	NO	NAME	TIME	POS	NO	NAME	IDEAL	BEST	DIFF
									PERFECT LAP	57.385		
1	8	J PERKINS / I NICKELS	34.641	14	S HEGARTY / T CHRISTIE	22.744	1	8	J PERKINS / I NICKEL	57.813	58.146	0.333
2	14	S HEGARTY / T CHRISTIE	35.137	8	J PERKINS / I NICKELS	23.172	2	14	S HEGARTY / T CHR	57.881	57.935	0.054
3	147	D LISSAMAN / M LEETON	36.767	197	A DAWSON / B DAWSON	23.804	3	147	D LISSAMAN / M LEE	1:00.661	1:00.661	0.000
4	5	J GRISTWOOD / S REEVES	36.855	147	D LISSAMAN / M LEETON	23.894	4	197	A DAWSON / B DAWSON	1:00.730	1:00.800	0.070
5	197	A DAWSON / B DAWSON	36.926	96	R HOLMES / P ALLEBONE	24.214	5	5	J GRISTWOOD / S RICH	1:01.212	1:01.479	0.267
6	16	B PHETHEAN / A CRACKNELL	36.956	5	J GRISTWOOD / S REEVES	24.357	6	99	P GEFFRAY / A HAYNES	1:01.433	1:01.499	0.066
7	56	M VERMEULEN / J HAHN	36.989	99	P GEFFRAY / A HAYNES	24.426	7	125	N THOMAS / D SIMONS	1:01.439	1:01.439	0.000
8	125	N THOMAS / D SIMONS	36.993	17	K WALTERS / A THOMAS	24.438	8	96	R HOLMES / P ALLEE	1:01.571	1:01.947	0.376
9	99	P GEFFRAY / A HAYNES	37.007	125	N THOMAS / D SIMONS	24.446	9	56	M VERMEULEN / J H.	1:01.593	1:01.743	0.150
10	13	H JONKER / P VISSCHER	37.178	13	H JONKER / P VISSCHER	24.502	10	13	H JONKER / P VISSCHER	1:01.680	1:01.899	0.219
11	96	R HOLMES / P ALLEBONE	37.357	56	M VERMEULEN / J HAHN	24.604	11	16	B PHETHEAN / A CRACKNELL	1:01.689	1:01.689	0.000
12	46	A NOURISH / M LEEFLANG	37.454	46	A NOURISH / M LEEFLANG	24.657	12	17	K WALTERS / A THOMAS	1:01.927	1:02.346	0.419
13	17	K WALTERS / A THOMAS	37.489	16	B PHETHEAN / A CRACKNELL	24.733	13	46	A NOURISH / M LEEFLANG	1:02.111	1:02.572	0.461
14	53	C FAULKNER / B ROBSON	38.011	53	C FAULKNER / B ROBSON	24.838	14	53	C FAULKNER / B ROBSON	1:02.849	1:03.068	0.219
15	48	J BEENS / M GOUDZWAARD	39.314	113	T SAWYER / D MILLS	26.212	15	48	J BEENS / M GOUDZWAARD	1:05.703	1:05.781	0.078
16	62	R SCHOONDERBEEK / M VAN	40.159	48	J BEENS / M GOUDZWAARD	26.389	16	62	R SCHOONDERBEEK	1:06.627	1:06.790	0.163
17	113	T SAWYER / D MILLS	40.459	62	R SCHOONDERBEEK / M VAN	26.468	17	113	T SAWYER / D MILLS	1:06.671	1:06.847	0.176
18	29	A POPE / J CHRISTOPHER	40.976	64	J CHRISTIAN / J HARDISTY	26.665	18	64	J CHRISTIAN / J HARDISTY	1:07.751	1:07.906	0.155
19	64	J CHRISTIAN / J HARDISTY	41.086	29	A POPE / J CHRISTOPHER	27.630	19	29	A POPE / J CHRISTOPHER	1:08.606	1:08.789	0.183

Weather / Track : Cloudy / Wet

Results can be found at www.tsl-timing.com

Brands Hatch Indy
Circuit Length = 1.2079 miles
Start: 12:22 Flag 12:34 End: 12:35

Printed - 12:37 Sunday, 06 October 2019

BMCRC - MRO Championships 2019 - Rnd 9 @ Brands Hatch Indy

Camathias Cup European Sidecars

RACE 6 - STATISTICS

Competitors Started 19
Planned Start 2019-10-06 @ 11:55:00.000
Actual Start 2019-10-06 @ 12:22:30.062
Finish Time 2019-10-06 @ 12:34:28.498
Track Length 1.2079mi.
Total Laps 209
Total Distance Covered 252.4606mi.

Session Fastest Lap History

NO	CL	NAME	LAP TIME	TIME OF DAY	LAP	VEHICLE
14	Over	S HEGARTY / T CHRISTIE	57.935	12:24:33.307	2	Christie HONDA

Session Leader History

NO	CL	NAME	FROM LAP	LAPS LED	DISTANCE	VEHICLE
14	Over	S HEGARTY / T CHRISTIE	1	11	13.28 miles	Christie HONDA
8	Over	J PERKINS / I NICKELS	12	1	1.20 miles	

Flag History

TYPE	TIME OF DAY
GREEN	12:22:30.062
FINISH	12:34:28.498

Flag Statistics

TYPE	COUNT	TOTAL LAPS	TOTAL TIME
Green	1	12	13:24.112
Red	0	0	0.000
Safety Car	0	0	0.000
FCY	0	0	0.000

Weather / Track : Cloudy / Wet

These results are provisional until the conclusion of any judicial and technical matters.

Brands Hatch Indy
Circuit Length = 1.2079 miles
Start: 12:22 Flag 12:34 End: 12:35

Clerk Of Course :		Timekeeper :
-------------------	--	--------------

BMCRC - MRO Championships 2019 - Rnd 9 @ Brands Hatch Indy

Camathias Cup European Sidecars

RACE 6 - STATISTICS

CLASS : Over

13 Starters

Fastest Lap History

NO	NAME	LAP TIME	TIME OF DAY	LAP	VEHICLE
14	S HEGARTY / T CHRISTIE	57.935	12:24:33.307	2	Christie HONDA

Leader History

NO	NAME	FROM LAP	LAPS LED	DISTANCE	VEHICLE
14	S HEGARTY / T CHRISTIE	1	11	13.28 miles	Christie HONDA
8	J PERKINS / I NICKELS	12	1	1.20 miles	

Weather / Track : Cloudy / Wet

These results are provisional until the conclusion of any judicial and technical matters.

Brands Hatch Indy

Circuit Length = 1.2079 miles

Start: 12:22 Flag 12:34 End: 12:35

Clerk Of Course :

Timekeeper :

BMCRC - MRO Championships 2019 - Rnd 9 @ Brands Hatch Indy

Camathias Cup European Sidecars

RACE 6 - STATISTICS

CLASS : Up to

6 Starters

Fastest Lap History

NO	NAME	LAP TIME	TIME OF DAY	LAP	VEHICLE
125	N THOMAS / D SIMONS	1:03.508	12:24:47.619	2	Shelbourne YAMAHA
56	M VERMEULEN / J HAHN	1:03.340	12:24:49.031	2	Triumph BONNEVILLE
56	M VERMEULEN / J HAHN	1:02.551	12:25:51.525	3	Triumph BONNEVILLE
56	M VERMEULEN / J HAHN	1:02.202	12:31:08.858	8	Triumph BONNEVILLE
125	N THOMAS / D SIMONS	1:01.534	12:33:12.406	10	Shelbourne YAMAHA
125	N THOMAS / D SIMONS	1:01.439	12:35:15.800	12	Shelbourne YAMAHA

Leader History

NO	NAME	FROM LAP	LAPS LED	DISTANCE	VEHICLE
125	N THOMAS / D SIMONS	1	12	14.49 miles	Shelbourne YAMAHA

Weather / Track : Cloudy / Wet

These results are provisional until the conclusion of any judicial and technical matters.

Brands Hatch Indy

Circuit Length = 1.2079 miles

Start: 12:22 Flag 12:34 End: 12:35

Clerk Of Course :

Timekeeper :

BMCRC-MRO Championships 2019



TEAM RESPRO MRO 600 inc MSS PERFORMANCE CLUBMAN 600

Brands Hatch Indy Circuit

5th / 6th October 2019



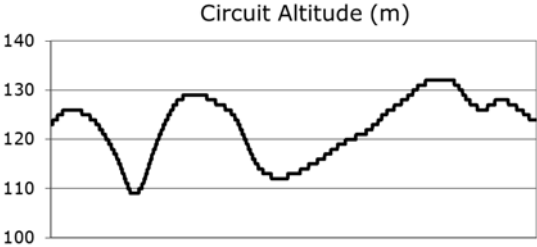
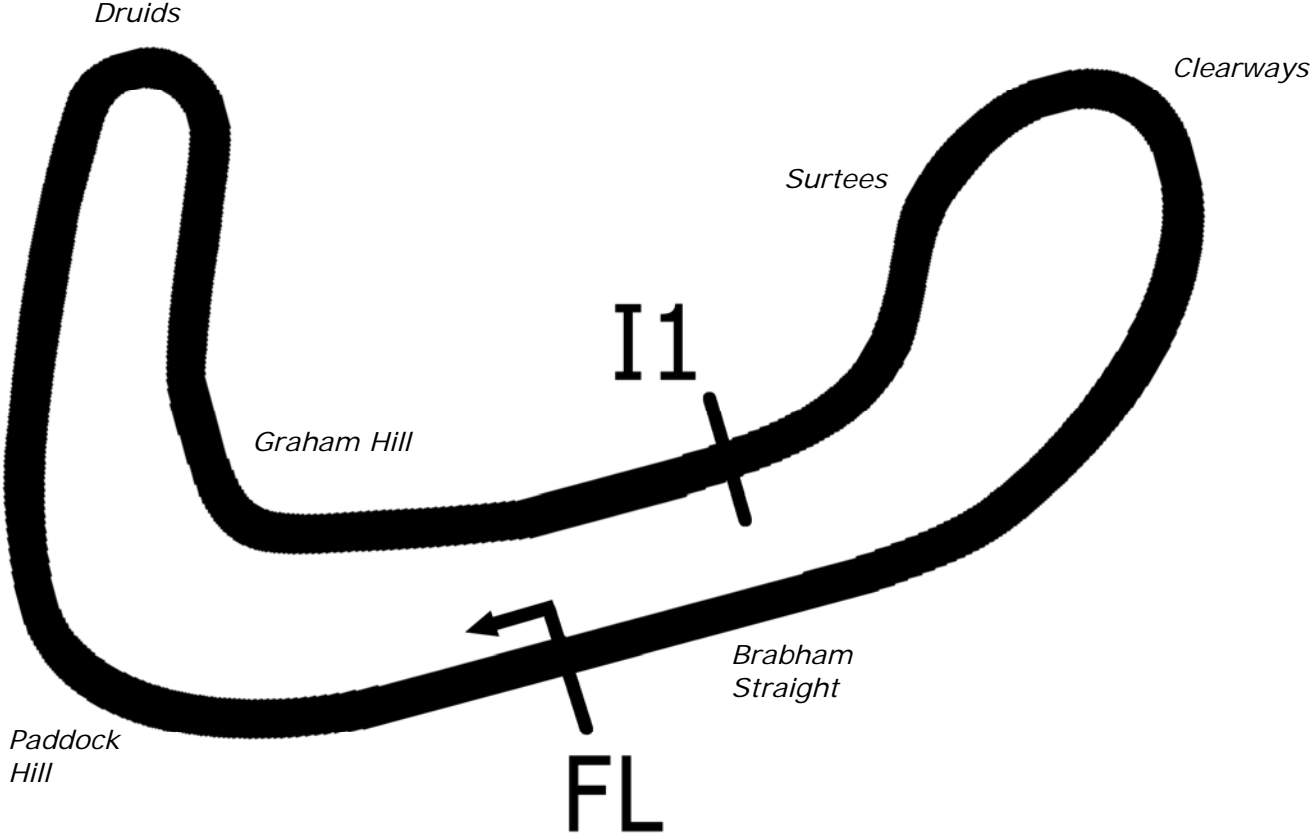
Results Provided by Timing Solutions Ltd
www.tsl-timing.com

Brands Hatch Indy



SPORTS TIMING

TIMING SOLUTIONS LTD



Length	1.2079 miles	1944.0 m	
FL		51.36032 N	0.26032 E
I1	1112m	51.35934 N	0.25955 E
Pit Entry	1669m	51.35911 N	0.25743 E
Pit Exit	26m after FL	51.36027 N	0.26078 E
Pit Entry–Pit Exit 277m, 16.6s @60kph, 12.4s @80kph			

BMCRC - MRO Championships 2019 - Rnd 9 @ Brands Hatch Indy

Team Respro MRO 600 inc MSS Performance Clubman 600 & Thunderbike Ultra

QUALIFYING - CLASSIFICATION



POS	NO	CL	PIC NAME	ENTRY	TIME	ON	LAPS	GAP	DIFF	MPH
1	86		1 Jamie KELMAN	Triumph DAYTONA 675 - Phased Out Racing /TSR vapor	49.417	9	12			87.99
2	121		2 Max SYMONDS	Kawasaki ZX6 - J&C Symonds LTD	49.529	10	12	0.112	0.112	87.79
3	14		3 Chris BURRAGE	Yamaha R6 - Seton tuning	49.613	12	12	0.196	0.084	87.65
4	56		4 Michael MILLS	Yamaha R6 - A51 Racing	49.749	8	13	0.332	0.136	87.41
5	912	C	1 Michael WHITE	Yamaha R6 - Race Lab Suspension	49.764	8	13	0.347	0.015	87.38
6	140	U	1 Aiden PATMORE	Yamaha R1 - TBR Performance/NW Roofing	50.020	6	8	0.603	0.256	86.93
7	173		5 Stephen DRAPER	Yamaha R6 -	50.136	13	13	0.719	0.116	86.73
8	21	C	2 Nick WHITCHER	Yamaha R6 -	50.282	13	14	0.865	0.146	86.48
9	111		6 Ryan FOLKES	Triumph DAYTONA 675 - Carl Harrison Motorcyle Service	50.416	10	12	0.999	0.134	86.25
10	29	C	3 Charlie STONE	Kawasaki ZX6R - Loveday auto repairs	50.622	10	11	1.205	0.206	85.90
11	188	C	4 Dawid KRAWIECKI	Yamaha R6 - Code Blue LTD & D A East Electrical	50.634	9	12	1.217	0.012	85.88
12	5	U	2 Stacey KILLWORTH	Ducati 1098 - BK/Everns	50.718	9	11	1.301	0.084	85.74
13	143	U	3 Steve PALMER	Suzuki GSXR1000 K6 - 4C8/Mk1 Transit racing	50.758	12	13	1.341	0.040	85.67
14	98	C	5 Lee ELLIS	Yamaha R6 - Steve Jordan Motorcycles	50.768	11	14	1.351	0.010	85.65
15	12	C	6 Cedric BLOCH	Kawasaki ZX6R - Brigit's Group & SDC Performance	50.862	5	5	1.445	0.094	85.49
16	44		7 Hayden PLATTON	Kawasaki ZX6R - NR Racing	50.873	13	14	1.456	0.011	85.47
17	34		8 Don GILBERT	Kawasaki ZX6R -	50.879	9	14	1.462	0.006	85.46
18	17		9 Andy GILL	Kawasaki ZX6 -	50.894	13	13	1.477	0.015	85.44
19	40		10 David SHELVEY	Suzuki GSXR 600 K1 - ymark.com	50.935	13	13	1.518	0.041	85.37
20	76	U	4 Jason BYARD	Suzuki GSXR 1000 - May Construction	51.117	3	5	1.700	0.182	85.07
21	258	U	5 Ande FRIEND	Kawasaki ZX10R - Flying colours Motorcycle Training	51.217	12	13	1.800	0.100	84.90
22	58	U	6 Michael ALLEN	Kawasaki ZX10R -	51.328	10	12	1.911	0.111	84.72
23	43	C	7 Jon CLARK	Triumph 675R - RJC Motor Services	51.474	9	12	2.057	0.146	84.48
24	519	C	8 Eric TELGER	Yamaha YZFR6 -	51.990	11	13	2.573	0.516	83.64
25	888		11 Hayden WOOD	Yamaha R6 -	52.037	10	14	2.620	0.047	83.56
26	78	U	7 Jamie THOMAS	Suzuki GSXR 1000 - Team RubyRacing	52.079	8	12	2.662	0.042	83.50
27	288	C	9 Toby REYNOLDS	Honda CBR600 -	52.127	11	12	2.710	0.048	83.42
28	16	C	10 Tom VAUGHAN	Yamaha R6 -	52.139	13	13	2.722	0.012	83.40
29	82	U	8 Matt HINNELLS	Yamaha R1 - Bears repairs/Jamie Vale Carpentry	52.144	8	13	2.727	0.005	83.39
30	3		12 Joey LAMBDEN	Yamaha R6 -	52.465	13	13	3.048	0.321	82.88
31	188	U	9 Cecil DINSMORE	Suzuki GSXR 1000 - KnC Racing	52.527	7	8	3.110	0.062	82.78
32	2	C	11 Toby TRUNDLE	Triumph DAYTONA 675 - Harris Motorcycles - Harlow	52.798	12	12	3.381	0.271	82.36
33	115	U	10 Sam MCFARLANE	Suzuki GSXR - Msg racing suzuki, performance technical	52.937	10	11	3.520	0.139	82.14
34	8	C	12 Dave SAUNDERS	Honda CBR600 -	53.318	9	13	3.901	0.381	81.55
35	464		13 Luke STONEMAN	Kawasaki ZX6R -	53.382	9	12	3.965	0.064	81.46
36	16	U	11 Matthew WREN	Suzuki GSXR - TBR performance	53.476	10	11	4.059	0.094	81.31
37	185		11 Steven HORNE	Kawasaki ZX6R - Bodylogic/SBS/Shirlaws/Keenan Recyc	53.558	11	13	4.141	0.082	81.19
38	624	C	13 Matthew FEDRICK	Yamaha R6 - Matthew Fedrick farriers ltd	53.736	9	11	4.319	0.178	80.92
39	83		15 Talan SKEELS-PIGGINS	Yamaha R6 - Talan Racing	54.331	4	4	4.914	0.595	80.03
40	33	C	14 Phillip MCMANAMON	Honda CBR600 -	55.532	11	12	6.115	1.201	78.30
41	138	C	15 Mike LONG	Yamaha R6 - True heroes racing	55.566	8	8	6.149	0.034	78.26
42	86	U	12 Jonathan LEFT	Suzuki GSXR 750 - JRL Design Solutions Ltd	55.667	11	11	6.250	0.101	78.11
43	103		16 Richard DUNCAN	Yamaha R6 - C forbes flooring	57.257	7	9	7.840	1.590	75.94

Brands Hatch Indy
Circuit Length = 1.2079 miles
Start: 09:21 Flag 09:35 End: 09:36

Weather / Track : Cloudy / Dry

These results are provisional until the conclusion of any judicial and technical matters.

Clerk Of Course :	Steward :	Timekeeper :
-------------------	-----------	--------------

Results can be found at www.tsl-timing.com

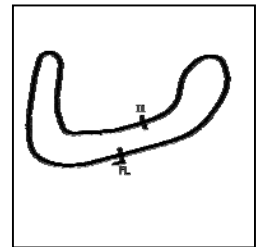
Printed - 09:47 Saturday, 05 October 2019



BMCRC - MRO Championships 2019 - Rnd 9 @ Brands Hatch Indy

Team Respro MRO 600 inc MSS Performance Clubman 600 & Thunderbike Ultra

QUALIFYING - SECTOR ANALYSIS



SECTOR 1 = FL to I1, SECTOR 2 = I1 to FL, DIFF = Difference To Personal Best Lap, P = Crossed Finish Line in Pit Lane, D = Time Disallowed

P1 86		Jamie KELMAN		Triumph DAYTONA 675 - Phased Out Racing /TSR vapour blas			
IDEAL LAP TIME : 49.145		BEST LAP TIME : 49.417		DIFFERENCE : 0.272			
LAP	SECTOR 1	SECTOR 2	LAP TIME	MPH	DIFF	TIME OF DAY	
1 -	33.869	21.341	55.210	78.76	5.793	09:22:51.613	
2 -	32.368	21.358	53.726	80.94	4.309	09:23:45.339	
3 -	30.569	20.624	51.193	84.94	1.776	09:24:36.532	
4 -	30.375	20.125	50.500	86.11	1.083	09:25:27.032	
5 -	40.071	IN PIT	2:59.687	P 24.20	2:10.270	09:28:26.719	
6 -	OUTLAP	20.451	53.007	82.03	3.590	09:29:19.726	
7 -	30.171	19.832	50.003	86.96	0.586	09:30:09.729	
8 -	29.637	19.790	49.427	(2) 87.98	0.010	09:30:59.156	
9 -	29.355	20.062	49.417	(1) 87.99		09:31:48.573	
10 -	29.870	19.991	49.861	87.21	0.444	09:32:38.434	
11 -	30.628	19.905	50.533	86.05	1.116	09:33:28.967	
12 -	29.833	19.943	49.776	(3) 87.36	0.359	09:34:18.743	

P2 121		Max SYMONDS		Kawasaki ZX6 - J&C Symonds LTD			
IDEAL LAP TIME : 49.494		BEST LAP TIME : 49.529		DIFFERENCE : 0.035			
LAP	SECTOR 1	SECTOR 2	LAP TIME	MPH	DIFF	TIME OF DAY	
1 -	33.132	21.337	54.469	79.83	4.940	09:22:38.384	
2 -	30.986	20.376	51.362	84.66	1.833	09:23:29.746	
3 -	30.564	20.009	50.573	85.98	1.044	09:24:20.319	
4 -	31.615	IN PIT	4:34.656	P 15.83	3:45.127	09:28:54.975	
5 -	OUTLAP	20.250	54.188	80.25	4.659	09:29:49.163	
6 -	30.557	20.222	50.779	85.63	1.250	09:30:39.942	
7 -	30.407	19.879	50.286	86.47	0.757	09:31:30.228	
8 -	30.054	19.793	49.847	(2) 87.23	0.318	09:32:20.075	
9 -	30.104	19.932	50.036	86.90	0.507	09:33:10.111	
10 -	29.783	19.746	49.529	(1) 87.79		09:33:59.640	
11 -	31.701	21.473	53.174	81.78	3.645	09:34:52.814	
12 -	29.748	20.189	49.937	(3) 87.08	0.408	09:35:42.751	

P3 14		Chris BURRAGE		Yamaha R6 - Seton tuning			
IDEAL LAP TIME : 49.248		BEST LAP TIME : 49.613		DIFFERENCE : 0.365			
LAP	SECTOR 1	SECTOR 2	LAP TIME	MPH	DIFF	TIME OF DAY	
1 -	33.821	21.150	54.971	79.10	5.358	09:22:26.159	
2 -	31.093	20.456	51.549	84.35	1.936	09:23:17.708	
3 -	30.985	20.787	51.772	83.99	2.159	09:24:09.480	
4 -	31.614	20.071	51.685	84.13	2.072	09:25:01.165	
5 -	30.192	20.021	50.213	(3) 86.60	0.600	09:25:51.378	
6 -	30.663	IN PIT	2:36.911	P 27.71	1:47.298	09:28:28.289	
7 -	OUTLAP	20.651	57.802	75.23	8.189	09:29:26.091	
8 -	30.578	19.952	50.530	86.05	0.917	09:30:16.621	
9 -	30.612	19.678	50.290	86.47	0.677	09:31:06.911	
10 -	30.601	19.681	50.282	86.48	0.669	09:31:57.193	
11 -	29.827	19.947	49.774	(2) 87.36	0.161	09:32:46.967	
12 -	29.570	20.043	49.613	(1) 87.65		09:33:36.580	

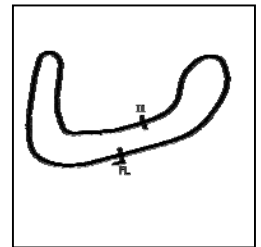
Weather / Track : Cloudy / Dry

Brands Hatch Indy
Circuit Length = 1.2079 miles
Start: 09:21 Flag 09:35 End: 09:36

BMCRC - MRO Championships 2019 - Rnd 9 @ Brands Hatch Indy

Team Respro MRO 600 inc MSS Performance Clubman 600 & Thunderbike Ultra

QUALIFYING - SECTOR ANALYSIS



SECTOR 1 = FL to I1, SECTOR 2 = I1 to FL, DIFF = Difference To Personal Best Lap, P = Crossed Finish Line in Pit Lane, D = Time Disallowed

P4 56 Michael MILLS		Yamaha R6 - A51 Racing				
IDEAL LAP TIME : 49.542		BEST LAP TIME : 49.749				
		DIFFERENCE : 0.207				
LAP	SECTOR 1	SECTOR 2	LAP TIME	MPH	DIFF	TIME OF DAY
1 -	31.629	21.605	53.234	81.68	3.485	09:22:52.574
2 -	32.339	21.653	53.992	80.54	4.243	09:23:46.566
3 -	33.267	20.876	54.143	80.31	4.394	09:24:40.709
4 -	30.127	20.802	50.929	85.38	1.180	09:25:31.638
5 -	52.297	IN PIT	3:07.972	P 23.13	2:18.223	09:28:39.610
6 -	OUTLAP	21.266	56.655	76.75	6.906	09:29:36.265
7 -	31.609	20.731	52.340	83.08	2.591	09:30:28.605
8 -	29.999	19.750	49.749 (1)	87.41		09:31:18.354
9 -	30.979	20.912	51.891	83.80	2.142	09:32:10.245
10 -	30.467	19.839	50.306	(3) 86.44	0.557	09:33:00.551
11 -	30.508	20.673	51.181	84.96	1.432	09:33:51.732
12 -	29.792	20.043	49.835	(2) 87.26	0.086	09:34:41.567
13 -	34.196	22.142	56.338	77.18	6.589	09:35:37.905

P5 912 C Michael WHITE		Yamaha R6 - Race Lab Suspension				
IDEAL LAP TIME : 49.764		BEST LAP TIME : 49.764				
		DIFFERENCE : 0.000				
LAP	SECTOR 1	SECTOR 2	LAP TIME	MPH	DIFF	TIME OF DAY
1 -	OUTLAP	21.170	58.418	74.43	8.654	09:23:33.287
2 -	31.239	20.145	51.384	84.62	1.620	09:24:24.671
3 -	30.455	20.601	51.056	85.17	1.292	09:25:15.727
4 -	30.091	20.261	50.352	(2) 86.36	0.588	09:26:06.079
5 -	45.010	IN PIT	2:34.818	P 28.08	1:45.054	09:28:40.897
6 -	OUTLAP	20.873	54.753	79.42	4.989	09:29:35.650
7 -	31.422	21.383	52.805	82.35	3.041	09:30:28.455
8 -	29.883	19.881	49.764 (1)	87.38		09:31:18.219
9 -	31.054	20.405	51.459	84.50	1.695	09:32:09.678
10 -	30.610	20.071	50.681	85.80	0.917	09:33:00.359
11 -	30.539	19.981	50.520	86.07	0.756	09:33:50.879
12 -	30.369	20.118	50.487	(3) 86.13	0.723	09:34:41.366
13 -	31.403	20.704	52.107	83.45	2.343	09:35:33.473

P6 140 U Aiden PATMORE		Yamaha R1 - TBR Performance/NW Roofing				
IDEAL LAP TIME : 50.020		BEST LAP TIME : 50.020				
		DIFFERENCE : 0.000				
LAP	SECTOR 1	SECTOR 2	LAP TIME	MPH	DIFF	TIME OF DAY
1 -	OUTLAP	22.641	1:03.421	68.56	13.401	09:23:59.093
2 -	32.969	21.016	53.985	80.55	3.965	09:24:53.078
3 -	31.709	20.994	52.703	(3) 82.51	2.683	09:25:45.781
4 -	31.216	IN PIT	3:02.206	P 23.86	2:12.186	09:28:47.987
5 -	OUTLAP	26.899	1:10.672	61.53	20.652	09:29:58.659
6 -	30.269	19.751	50.020 (1)	86.93		09:30:48.679
7 -	30.538	20.011	50.549	(2) 86.02	0.529	09:31:39.228
8 -	40.728	20.200	1:00.928	71.37	10.908	09:32:40.156

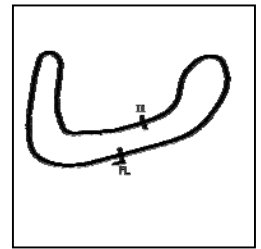
Weather / Track : Cloudy / Dry

Brands Hatch Indy
Circuit Length = 1.2079 miles
Start: 09:21 Flag 09:35 End: 09:36

BMCRC - MRO Championships 2019 - Rnd 9 @ Brands Hatch Indy

Team Respro MRO 600 inc MSS Performance Clubman 600 & Thunderbike Ultra

QUALIFYING - SECTOR ANALYSIS



SECTOR 1 = FL to I1, SECTOR 2 = I1 to FL, DIFF = Difference To Personal Best Lap, P = Crossed Finish Line in Pit Lane, D = Time Disallowed

P7 173		Stephen DRAPER		Yamaha R6 -		
IDEAL LAP TIME : 50.134		BEST LAP TIME : 50.136		DIFFERENCE : 0.002		
LAP	SECTOR 1	SECTOR 2	LAP TIME	MPH	DIFF	TIME OF DAY
1 -	OUTLAP	21.927	59.390	73.22	9.254	09:23:18.092
2 -	32.170	21.684	53.854	80.74	3.718	09:24:11.946
3 -	31.514	20.393	51.907	83.77	1.771	09:25:03.853
4 -	30.745	20.125	50.870	85.48	0.734	09:25:54.723
5 -	34.513	IN PIT	2:44.498	P 26.43	1:54.362	09:28:39.221
6 -	OUTLAP	21.029	56.252	77.30	6.116	09:29:35.473
7 -	31.490	20.679	52.169	83.35	2.033	09:30:27.642
8 -	30.455	19.980	50.435	(2) 86.22	0.299	09:31:18.077
9 -	30.857	20.638	51.495	84.44	1.359	09:32:09.572
10 -	30.518	20.029	50.547	(3) 86.03	0.411	09:33:00.119
11 -	30.470	20.087	50.557	86.01	0.421	09:33:50.676
12 -	30.471	20.087	50.558	86.01	0.422	09:34:41.234
13 -	30.154	19.982	50.136	(1) 86.73		09:35:31.370

P8 21 C		Nick WHITCHER		Yamaha R6 -		
IDEAL LAP TIME : 50.190		BEST LAP TIME : 50.282		DIFFERENCE : 0.092		
LAP	SECTOR 1	SECTOR 2	LAP TIME	MPH	DIFF	TIME OF DAY
1 -	32.919	21.789	54.708	79.48	4.426	09:22:28.515
2 -	32.666	21.156	53.822	80.79	3.540	09:23:22.337
3 -	31.308	21.429	52.737	82.45	2.455	09:24:15.074
4 -	32.381	20.703	53.084	81.91	2.802	09:25:08.158
5 -	36.664	21.124	57.788	75.25	7.506	09:26:05.946
6 -	41.750	IN PIT	2:18.288	P 31.44	1:28.006	09:28:24.234
7 -	OUTLAP	20.594	54.122	80.34	3.840	09:29:18.356
8 -	30.793	20.369	51.162	84.99	0.880	09:30:09.518
9 -	30.423	20.147	50.570	(3) 85.99	0.288	09:31:00.088
10 -	30.348	20.225	50.573	85.98	0.291	09:31:50.661
11 -	30.965	20.183	51.148	85.02	0.866	09:32:41.809
12 -	31.169	21.015	52.184	83.33	1.902	09:33:33.993
13 -	30.043	20.239	50.282	(1) 86.48		09:34:24.275
14 -	30.177	20.345	50.522	(2) 86.07	0.240	09:35:14.797

P9 111		Ryan FOLKES		Triumph DAYTONA 675 - Carl Harrison Motorcycle Services		
IDEAL LAP TIME : 50.416		BEST LAP TIME : 50.416		DIFFERENCE : 0.000		
LAP	SECTOR 1	SECTOR 2	LAP TIME	MPH	DIFF	TIME OF DAY
1 -	OUTLAP	22.605	1:01.340	70.89	10.924	09:23:50.950
2 -	34.174	21.901	56.075	77.54	5.659	09:24:47.025
3 -	31.870	20.666	52.536	82.77	2.120	09:25:39.561
4 -	31.748	IN PIT	3:15.179	P 22.28	2:24.763	09:28:54.740
5 -	OUTLAP	21.171	57.518	75.60	7.102	09:29:52.258
6 -	30.756	20.489	51.245	84.85	0.829	09:30:43.503
7 -	31.497	20.797	52.294	83.15	1.878	09:31:35.797
8 -	30.262	20.336	50.598	(2) 85.94	0.182	09:32:26.395
9 -	31.713	21.016	52.729	82.47	2.313	09:33:19.124
10 -	30.183	20.233	50.416	(1) 86.25		09:34:09.540
11 -	30.729	20.940	51.669	84.16	1.253	09:35:01.209
12 -	30.770	20.363	51.133	(3) 85.04	0.717	09:35:52.342

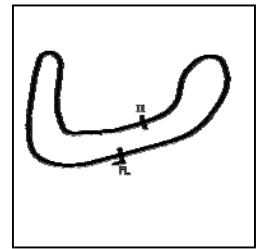
Weather / Track : Cloudy / Dry

Brands Hatch Indy
Circuit Length = 1.2079 miles
Start: 09:21 Flag 09:35 End: 09:36

BMCRC - MRO Championships 2019 - Rnd 9 @ Brands Hatch Indy

Team Respro MRO 600 inc MSS Performance Clubman 600 & Thunderbike Ultra

QUALIFYING - SECTOR ANALYSIS



SECTOR 1 = FL to I1, SECTOR 2 = I1 to FL, DIFF = Difference To Personal Best Lap, P = Crossed Finish Line in Pit Lane, D = Time Disallowed

P10 29 C Charlie STONE			Kawasaki ZX6R - Loveday auto repairs			
IDEAL LAP TIME : 50.612		BEST LAP TIME : 50.622	DIFFERENCE : 0.010			
LAP	SECTOR 1	SECTOR 2	LAP TIME	MPH	DIFF	TIME OF DAY
1 -	OUTLAP	22.492	1:03.000	69.02	12.378	09:25:03.876
2 -	32.768	21.020	53.788	80.84	3.166	09:25:57.664
3 -	33.274	IN PIT	2:38.442 P	27.44	1:47.820	09:28:36.106
4 -	OUTLAP	21.421	54.951	79.13	4.329	09:29:31.057
5 -	30.827	20.493	51.320	84.73	0.698	09:30:22.377
6 -	30.838	20.447	51.285	84.79	0.663	09:31:13.662
7 -	31.384	20.465	51.849	83.87	1.227	09:32:05.511
8 -	30.739	20.347	51.086	85.12	0.464	09:32:56.597
9 -	30.690	20.231	50.921 (3)	85.39	0.299	09:33:47.518
10 -	30.496	20.126	50.622 (1)	85.90		09:34:38.140
11 -	30.486	20.141	50.627 (2)	85.89	0.005	09:35:28.767

P11 188 C Dawid KRAWIECKI			Yamaha R6 - Code Blue LTD & D A East Electrical			
IDEAL LAP TIME : 50.332		BEST LAP TIME : 50.634	DIFFERENCE : 0.302			
LAP	SECTOR 1	SECTOR 2	LAP TIME	MPH	DIFF	TIME OF DAY
1 -	OUTLAP	22.423	59.649	72.90	9.015	09:23:07.799
2 -	33.721	21.798	55.519	78.32	4.885	09:24:03.318
3 -	32.251	21.619	53.870	80.72	3.236	09:24:57.188
4 -	33.286	21.118	54.404	79.93	3.770	09:25:51.592
5 -	31.988	IN PIT	2:48.971 P	25.73	1:58.337	09:28:40.563
6 -	OUTLAP	21.106	55.834	77.88	5.200	09:29:36.397
7 -	31.757	20.995	52.752	82.43	2.118	09:30:29.149
8 -	30.650	20.045	50.695 (2)	85.77	0.061	09:31:19.844
9 -	30.287	20.347	50.634 (1)	85.88		09:32:10.478
10 -	31.549	20.787	52.336 (3)	83.09	1.702	09:33:02.814
11 -	31.822	IN PIT	1:10.416 P	61.75	19.782	09:34:13.230
12 -	OUTLAP	20.460	57.538	75.57	6.904	09:35:10.768

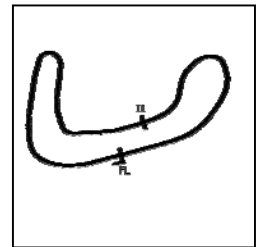
P12 5 U Stacey KILLWORTH			Ducati 1098 - BK/Everns			
IDEAL LAP TIME : 50.687		BEST LAP TIME : 50.718	DIFFERENCE : 0.031			
LAP	SECTOR 1	SECTOR 2	LAP TIME	MPH	DIFF	TIME OF DAY
1 -	34.556	21.554	56.110	77.50	5.392	09:23:00.168
2 -	31.845	20.770	52.615	82.64	1.897	09:23:52.783
3 -	32.315	21.058	53.373	81.47	2.655	09:24:46.156
4 -	31.635	20.967	52.602	82.66	1.884	09:25:38.758
5 -	30.889	IN PIT	2:47.269 P	25.99	1:56.551	09:28:26.027
6 -	OUTLAP	20.283	54.551	79.71	3.833	09:29:20.578
7 -	30.480	20.271	50.751 (2)	85.68	0.033	09:30:11.329
8 -	30.758	20.211	50.969	85.31	0.251	09:31:02.298
9 -	30.476	20.242	50.718 (1)	85.74		09:31:53.016
10 -	30.595	20.278	50.873 (3)	85.47	0.155	09:32:43.889
11 -	31.225	20.274	51.499	84.44	0.781	09:33:35.388

Weather / Track : Cloudy / Dry

BMCRC - MRO Championships 2019 - Rnd 9 @ Brands Hatch Indy

Team Respro MRO 600 inc MSS Performance Clubman 600 & Thunderbike Ultra

QUALIFYING - SECTOR ANALYSIS



SECTOR 1 = FL to I1, SECTOR 2 = I1 to FL, DIFF = Difference To Personal Best Lap, P = Crossed Finish Line in Pit Lane, D = Time Disallowed

P13 143 U Steve PALMER			Suzuki GSXR1000 K6 - 4C8/Mk1 Transit racing			
IDEAL LAP TIME : 50.715		BEST LAP TIME : 50.758	DIFFERENCE : 0.043			
LAP	SECTOR 1	SECTOR 2	LAP TIME	MPH	DIFF	TIME OF DAY
1 -	35.530	22.120	57.650	75.43	6.892	09:22:41.182
2 -	33.185	21.014	54.199	80.23	3.441	09:23:35.381
3 -	31.773	20.436	52.209	83.29	1.451	09:24:27.590
4 -	31.281	20.292	51.573	84.31	0.815	09:25:19.163
5 -	31.307	21.404	52.711	82.49	1.953	09:26:11.874
6 -	48.141	IN PIT	2:43.773	P 26.55	1:53.015	09:28:55.647
7 -	OUTLAP	22.525	1:00.150	72.29	9.392	09:29:55.797
8 -	32.165	20.418	52.583	82.69	1.825	09:30:48.380
9 -	31.504	20.571	52.075	83.50	1.317	09:31:40.455
10 -	31.189	21.033	52.222	83.27	1.464	09:32:32.677
11 -	30.778	20.245	51.023	(2) 85.22	0.265	09:33:23.700
12 -	30.470	20.288	50.758	(1) 85.67		09:34:14.458
13 -	31.251	20.303	51.554	(3) 84.35	0.796	09:35:06.012

P14 98 C Lee ELLIS			Yamaha R6 - Steve Jordan Motorcycles			
IDEAL LAP TIME : 50.723		BEST LAP TIME : 50.768	DIFFERENCE : 0.045			
LAP	SECTOR 1	SECTOR 2	LAP TIME	MPH	DIFF	TIME OF DAY
1 -	34.906	21.414	56.320	77.21	5.552	09:22:39.761
2 -	32.258	21.098	53.356	81.50	2.588	09:23:33.117
3 -	31.774	21.031	52.805	82.35	2.037	09:24:25.922
4 -	31.446	20.764	52.210	83.29	1.442	09:25:18.132
5 -	31.298	21.113	52.411	82.97	1.643	09:26:10.543
6 -	48.325	IN PIT	2:17.499	P 31.62	1:26.731	09:28:28.042
7 -	OUTLAP	20.814	55.847	77.86	5.079	09:29:23.889
8 -	31.586	20.833	52.419	82.95	1.651	09:30:16.308
9 -	31.941	20.939	52.880	82.23	2.112	09:31:09.188
10 -	31.193	20.434	51.627	84.23	0.859	09:32:00.815
11 -	30.506	20.262	50.768	(1) 85.65		09:32:51.583
12 -	30.802	20.450	51.252	84.84	0.484	09:33:42.835
13 -	30.602	20.217	50.819	(2) 85.57	0.051	09:34:33.654
14 -	30.566	20.624	51.190	(3) 84.95	0.422	09:35:24.844

P15 12 C Cedric BLOCH			Kawasaki ZX6R - Brigit's Group & SDC Performance			
IDEAL LAP TIME : 50.862		BEST LAP TIME : 50.862	DIFFERENCE : 0.000			
LAP	SECTOR 1	SECTOR 2	LAP TIME	MPH	DIFF	TIME OF DAY
1 -	32.662	21.685	54.347	80.01	3.485	09:22:30.488
2 -	31.935	21.201	53.136	(3) 81.83	2.274	09:23:23.624
3 -	33.573	22.195	55.768	77.97	4.906	09:24:19.392
4 -	31.122	20.848	51.970	(2) 83.67	1.108	09:25:11.362
5 -	30.401	20.461	50.862	(1) 85.49		09:26:02.224

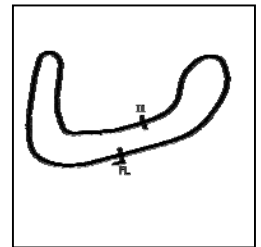
Weather / Track : Cloudy / Dry

Brands Hatch Indy
Circuit Length = 1.2079 miles
Start: 09:21 Flag 09:35 End: 09:36

BMCRC - MRO Championships 2019 - Rnd 9 @ Brands Hatch Indy

Team Respro MRO 600 inc MSS Performance Clubman 600 & Thunderbike Ultra

QUALIFYING - SECTOR ANALYSIS



SECTOR 1 = FL to I1, SECTOR 2 = I1 to FL, DIFF = Difference To Personal Best Lap, P = Crossed Finish Line in Pit Lane, D = Time Disallowed

P16 44		Hayden PLATTON		Kawasaki ZX6R - NR Racing		
IDEAL LAP TIME : 50.724		BEST LAP TIME : 50.873		DIFFERENCE : 0.149		
LAP	SECTOR 1	SECTOR 2	LAP TIME	MPH	DIFF	TIME OF DAY
1 -	33.958	22.119	56.077	77.54	5.204	09:22:28.227
2 -	32.804	21.449	54.253	80.15	3.380	09:23:22.480
3 -	31.791	20.815	52.606	82.66	1.733	09:24:15.086
4 -	31.791	20.577	52.368	83.03	1.495	09:25:07.454
5 -	31.769	21.522	53.291	81.60	2.418	09:26:00.745
6 -	35.087	IN PIT	2:42.646	P 26.73	1:51.773	09:28:43.391
7 -	OUTLAP	21.185	56.244	77.31	5.371	09:29:39.635
8 -	31.615	20.452	52.067	83.51	1.194	09:30:31.702
9 -	32.346	20.950	53.296	81.59	2.423	09:31:24.998
10 -	30.693	20.290	50.983	(2) 85.29	0.110	09:32:15.981
11 -	30.967	20.031	50.998	(3) 85.27	0.125	09:33:06.979
12 -	31.371	20.264	51.635	84.21	0.762	09:33:58.614
13 -	30.840	20.033	50.873	(1) 85.47		09:34:49.487
14 -	31.086	20.480	51.566	84.33	0.693	09:35:41.053

P17 34		Don GILBERT		Kawasaki ZX6R -		
IDEAL LAP TIME : 50.796		BEST LAP TIME : 50.879		DIFFERENCE : 0.083		
LAP	SECTOR 1	SECTOR 2	LAP TIME	MPH	DIFF	TIME OF DAY
1 -	33.375	21.557	54.932	79.16	4.053	09:22:38.528
2 -	32.059	20.738	52.797	82.36	1.918	09:23:31.325
3 -	31.823	20.509	52.332	83.09	1.453	09:24:23.657
4 -	31.345	20.606	51.951	83.70	1.072	09:25:15.608
5 -	31.276	20.527	51.803	83.94	0.924	09:26:07.411
6 -	45.276	IN PIT	2:17.898	P 31.53	1:27.019	09:28:25.309
7 -	OUTLAP	20.482	53.701	80.97	2.822	09:29:19.010
8 -	31.109	20.234	51.343	(3) 84.69	0.464	09:30:10.353
9 -	30.669	20.210	50.879	(1) 85.46		09:31:01.232
10 -	30.917	20.127	51.044	(2) 85.19	0.165	09:31:52.276
11 -	31.176	20.308	51.484	84.46	0.605	09:32:43.760
12 -	31.092	20.560	51.652	84.19	0.773	09:33:35.412
13 -	33.235	21.036	54.271	80.12	3.392	09:34:29.683
14 -	31.061	20.458	51.519	84.40	0.640	09:35:21.202

P18 17		Andy GILL		Kawasaki ZX6 -		
IDEAL LAP TIME : 50.791		BEST LAP TIME : 50.894		DIFFERENCE : 0.103		
LAP	SECTOR 1	SECTOR 2	LAP TIME	MPH	DIFF	TIME OF DAY
1 -	36.676	23.195	59.871	72.63	8.977	09:22:47.418
2 -	35.075	22.826	57.901	75.10	7.007	09:23:45.319
3 -	32.430	21.349	53.779	80.86	2.885	09:24:39.098
4 -	32.199	20.958	53.157	81.80	2.263	09:25:32.255
5 -	51.597	IN PIT	3:05.157	P 23.48	2:14.263	09:28:37.412
6 -	OUTLAP	21.011	55.719	78.04	4.825	09:29:33.131
7 -	32.311	20.665	52.976	82.08	2.082	09:30:26.107
8 -	31.214	20.434	51.648	(3) 84.19	0.754	09:31:17.755
9 -	31.068	20.770	51.838	83.88	0.944	09:32:09.593
10 -	31.480	20.267	51.747	84.03	0.853	09:33:01.340
11 -	31.242	20.959	52.201	83.30	1.307	09:33:53.541
12 -	30.743	20.317	51.060	(2) 85.16	0.166	09:34:44.601
13 -	30.524	20.370	50.894	(1) 85.44		09:35:35.495

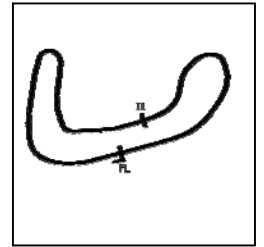
Weather / Track : Cloudy / Dry

Brands Hatch Indy
Circuit Length = 1.2079 miles
Start: 09:21 Flag 09:35 End: 09:36

BMCRC - MRO Championships 2019 - Rnd 9 @ Brands Hatch Indy

Team Respro MRO 600 inc MSS Performance Clubman 600 & Thunderbike Ultra

QUALIFYING - SECTOR ANALYSIS



SECTOR 1 = FL to I1, SECTOR 2 = I1 to FL, DIFF = Difference To Personal Best Lap, P = Crossed Finish Line in Pit Lane, D = Time Disallowed

P19 40		David SHELVEY		Suzuki GSXR 600 K1 - ymark.com			
IDEAL LAP TIME : 50.685		BEST LAP TIME : 50.935		DIFFERENCE : 0.250			
LAP	SECTOR 1	SECTOR 2	LAP TIME	MPH	DIFF	TIME OF DAY	
1 -	36.849	22.757	59.606	72.95	8.671	09:22:54.138	
2 -	34.182	22.470	56.652	76.75	5.717	09:23:50.790	
3 -	32.557	20.809	53.366	81.48	2.431	09:24:44.156	
4 -	31.215	20.102	51.317	84.74	0.382	09:25:35.473	
5 -	53.636	IN PIT	3:18.270	P 21.93	2:27.335	09:28:53.743	
6 -	OUTLAP	20.872	56.503	76.96	5.568	09:29:50.246	
7 -	31.622	20.432	52.054	83.54	1.119	09:30:42.300	
8 -	31.114	20.217	51.331	84.71	0.396	09:31:33.631	
9 -	31.072	20.246	51.318	84.73	0.383	09:32:24.949	
10 -	30.826	20.249	51.075	(2) 85.14	0.140	09:33:16.024	
11 -	30.583	20.742	51.325	84.72	0.390	09:34:07.349	
12 -	30.989	20.233	51.222	(3) 84.89	0.287	09:34:58.571	
13 -	30.806	20.129	50.935	(1) 85.37		09:35:49.506	

P20 76 U		Jason BYARD		Suzuki GSXR 1000 - May Construction			
IDEAL LAP TIME : 51.117		BEST LAP TIME : 51.117		DIFFERENCE : 0.000			
LAP	SECTOR 1	SECTOR 2	LAP TIME	MPH	DIFF	TIME OF DAY	
1 -	OUTLAP	21.538	1:01.377	70.85	10.260	09:23:43.269	
2 -	31.558	20.724	52.282	(2) 83.17	1.165	09:24:35.551	
3 -	30.945	20.172	51.117	(1) 85.07		09:25:26.668	
4 -	45.340	IN PIT	3:37.438	P 19.99	2:46.321	09:29:04.106	
5 -	OUTLAP	20.483	56.689	76.70	5.572	09:30:00.795	

P21 258 U		Ande FRIEND		Kawasaki ZX10R - Flying colours Motorcycle Training			
IDEAL LAP TIME : 51.112		BEST LAP TIME : 51.217		DIFFERENCE : 0.105			
LAP	SECTOR 1	SECTOR 2	LAP TIME	MPH	DIFF	TIME OF DAY	
1 -	35.599	23.477	59.076	73.61	7.859	09:23:07.475	
2 -	33.464	21.974	55.438	78.44	4.221	09:24:02.913	
3 -	32.379	21.687	54.066	80.43	2.849	09:24:56.979	
4 -	31.781	20.752	52.533	82.77	1.316	09:25:49.512	
5 -	32.691	IN PIT	2:36.825	P 27.72	1:45.608	09:28:26.337	
6 -	OUTLAP	20.932	56.312	77.22	5.095	09:29:22.649	
7 -	31.088	20.537	51.625	84.23	0.408	09:30:14.274	
8 -	31.039	21.099	52.138	83.40	0.921	09:31:06.412	
9 -	31.313	20.395	51.708	84.09	0.491	09:31:58.120	
10 -	31.026	20.596	51.622	(3) 84.23	0.405	09:32:49.742	
11 -	30.757	20.561	51.318	(2) 84.73	0.101	09:33:41.060	
12 -	30.717	20.500	51.217	(1) 84.90		09:34:32.277	
13 -	30.957	21.044	52.001	83.62	0.784	09:35:24.278	

P22 58 U		Michael ALLEN		Kawasaki ZX10R -			
IDEAL LAP TIME : 51.231		BEST LAP TIME : 51.328		DIFFERENCE : 0.097			
LAP	SECTOR 1	SECTOR 2	LAP TIME	MPH	DIFF	TIME OF DAY	
1 -	33.071	21.463	54.534	79.74	3.206	09:22:30.070	
2 -	32.194	20.923	53.117	81.86	1.789	09:23:23.187	
3 -	31.896	21.089	52.985	82.07	1.657	09:24:16.172	
4 -	32.260	20.542	52.802	82.35	1.474	09:25:08.974	
5 -	31.575	20.643	52.218	83.27	0.890	09:26:01.192	
6 -	43.839	IN PIT	2:23.857	P 30.22	1:32.529	09:28:25.049	
7 -	OUTLAP	20.957	54.812	79.33	3.484	09:29:19.861	
8 -	30.916	20.413	51.329	(2) 84.72	0.001	09:30:11.190	
9 -	31.874	20.749	52.623	82.63	1.295	09:31:03.813	
10 -	30.818	20.510	51.328	(1) 84.72		09:31:55.141	
11 -	31.060	20.850	51.910	83.77	0.582	09:32:47.051	
12 -	30.924	20.527	51.451	(3) 84.51	0.123	09:33:38.502	

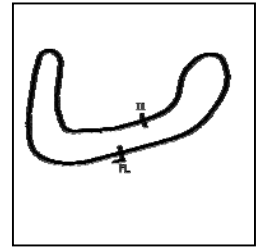
Weather / Track : Cloudy / Dry

Brands Hatch Indy
Circuit Length = 1.2079 miles
Start: 09:21 Flag 09:35 End: 09:36

BMCRC - MRO Championships 2019 - Rnd 9 @ Brands Hatch Indy

Team Respro MRO 600 inc MSS Performance Clubman 600 & Thunderbike Ultra

QUALIFYING - SECTOR ANALYSIS



SECTOR 1 = FL to I1, SECTOR 2 = I1 to FL, DIFF = Difference To Personal Best Lap, P = Crossed Finish Line in Pit Lane, D = Time Disallowed

P23 43 C		Jon CLARK		Triumph 675R - RJC Motor Services			
IDEAL LAP TIME : 51.474		BEST LAP TIME : 51.474		DIFFERENCE : 0.000			
LAP	SECTOR 1	SECTOR 2	LAP TIME	MPH	DIFF	TIME OF DAY	
1 -	OUTLAP	22.532	1:06.715	65.18	15.241	09:24:12.505	
2 -	33.237	21.497	54.734	79.44	3.260	09:25:07.239	
3 -	32.189	21.589	53.778	80.86	2.304	09:26:01.017	
4 -	37.255	IN PIT	2:28.481	P 29.28	1:37.007	09:28:29.498	
5 -	OUTLAP	21.284	57.810	75.22	6.336	09:29:27.308	
6 -	31.222	20.737	51.959	83.69	0.485	09:30:19.267	
7 -	30.973	20.556	51.529 (2)	84.39	0.055	09:31:10.796	
8 -	31.120	20.647	51.767 (3)	84.00	0.293	09:32:02.563	
9 -	30.952	20.522	51.474 (1)	84.48		09:32:54.037	
10 -	38.618	24.546	1:03.164	68.84	11.690	09:33:57.201	
11 -	31.250	20.656	51.906	83.77	0.432	09:34:49.107	
12 -	31.291	20.576	51.867	83.84	0.393	09:35:40.974	

P24 519 C		Eric TELGER		Yamaha YZFR6 -			
IDEAL LAP TIME : 51.912		BEST LAP TIME : 51.990		DIFFERENCE : 0.078			
LAP	SECTOR 1	SECTOR 2	LAP TIME	MPH	DIFF	TIME OF DAY	
1 -	38.250	22.321	1:00.571	71.79	8.581	09:22:45.217	
2 -	34.322	21.902	56.224	77.34	4.234	09:23:41.441	
3 -	33.472	21.787	55.259	78.69	3.269	09:24:36.700	
4 -	32.947	21.143	54.090	80.39	2.100	09:25:30.790	
5 -	46.239	IN PIT	3:07.653	P 23.17	2:15.663	09:28:38.443	
6 -	OUTLAP	21.431	56.697	76.69	4.707	09:29:35.140	
7 -	32.778	21.127	53.905	80.67	1.915	09:30:29.045	
8 -	31.944	20.717	52.661	82.57	0.671	09:31:21.706	
9 -	31.772	20.604	52.376	83.02	0.386	09:32:14.082	
10 -	31.854	20.630	52.484	82.85	0.494	09:33:06.566	
11 -	31.418	20.572	51.990 (1)	83.64		09:33:58.556	
12 -	31.621	20.494	52.115 (2)	83.44	0.125	09:34:50.671	
13 -	31.541	20.603	52.144 (3)	83.39	0.154	09:35:42.815	

P25 888		Hayden WOOD		Yamaha R6 -			
IDEAL LAP TIME : 51.979		BEST LAP TIME : 52.037		DIFFERENCE : 0.058			
LAP	SECTOR 1	SECTOR 2	LAP TIME	MPH	DIFF	TIME OF DAY	
1 -	36.311	22.533	58.844	73.90	6.807	09:22:39.653	
2 -	33.838	21.658	55.496	78.35	3.459	09:23:35.149	
3 -	32.647	21.044	53.691	80.99	1.654	09:24:28.840	
4 -	32.216	21.132	53.348	81.51	1.311	09:25:22.188	
5 -	31.737	21.259	52.996	82.05	0.959	09:26:15.184	
6 -	49.996	IN PIT	2:29.400	P 29.10	1:37.363	09:28:44.584	
7 -	OUTLAP	21.835	1:00.310	72.10	8.273	09:29:44.894	
8 -	32.283	21.453	53.736	80.92	1.699	09:30:38.630	
9 -	31.835	20.933	52.768	82.40	0.731	09:31:31.398	
10 -	31.308	20.729	52.037 (1)	83.56		09:32:23.435	
11 -	31.496	20.901	52.397 (2)	82.99	0.360	09:33:15.832	
12 -	31.759	20.997	52.756	82.42	0.719	09:34:08.588	
13 -	31.503	21.006	52.509	82.81	0.472	09:35:01.097	
14 -	31.823	20.671	52.494 (3)	82.84	0.457	09:35:53.591	

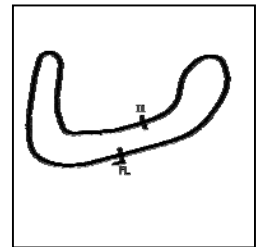
Weather / Track : Cloudy / Dry

Brands Hatch Indy
Circuit Length = 1.2079 miles
Start: 09:21 Flag 09:35 End: 09:36

BMCRC - MRO Championships 2019 - Rnd 9 @ Brands Hatch Indy

Team Respro MRO 600 inc MSS Performance Clubman 600 & Thunderbike Ultra

QUALIFYING - SECTOR ANALYSIS



SECTOR 1 = FL to I1, SECTOR 2 = I1 to FL, DIFF = Difference To Personal Best Lap, P = Crossed Finish Line in Pit Lane, D = Time Disallowed

P26 78 U		Jamie THOMAS		Suzuki GSXR 1000 - Team RubyRacing			
IDEAL LAP TIME : 52.079		BEST LAP TIME : 52.079		DIFFERENCE : 0.000			
LAP	SECTOR 1	SECTOR 2	LAP TIME	MPH	DIFF	TIME OF DAY	
1 -	OUTLAP	22.272	1:03.304	68.69	11.225	09:23:37.435	
2 -	33.290	21.129	54.419	79.90	2.340	09:24:31.854	
3 -	32.544	21.152	53.696	80.98	1.617	09:25:25.550	
4 -	45.631	IN PIT	3:13.389	P 22.48	2:21.310	09:28:38.939	
5 -	OUTLAP	21.203	58.027	74.94	5.948	09:29:36.966	
6 -	32.654	20.808	53.462	81.34	1.383	09:30:30.428	
7 -	32.272	20.619	52.891 (3)	82.21	0.812	09:31:23.319	
8 -	31.581	20.498	52.079 (1)	83.50		09:32:15.398	
9 -	31.893	20.686	52.579 (2)	82.70	0.500	09:33:07.977	
10 -	31.978	20.994	52.972	82.09	0.893	09:34:00.949	
11 -	31.714	21.199	52.913	82.18	0.834	09:34:53.862	
12 -	32.201	21.690	53.891	80.69	1.812	09:35:47.753	

P27 288 C		Toby REYNOLDS		Honda CBR600 -			
IDEAL LAP TIME : 52.127		BEST LAP TIME : 52.127		DIFFERENCE : 0.000			
LAP	SECTOR 1	SECTOR 2	LAP TIME	MPH	DIFF	TIME OF DAY	
1 -	OUTLAP	23.250	1:02.655	69.40	10.528	09:23:16.513	
2 -	34.514	21.754	56.268	77.28	4.141	09:24:12.781	
3 -	33.294	21.527	54.821	79.32	2.694	09:25:07.602	
4 -	32.368	21.343	53.711	80.96	1.584	09:26:01.313	
5 -	40.676	IN PIT	2:51.194	P 25.40	1:59.067	09:28:52.507	
6 -	OUTLAP	21.057	57.061	76.20	4.934	09:29:49.568	
7 -	33.037	20.969	54.006	80.52	1.879	09:30:43.574	
8 -	32.391	21.062	53.453	81.35	1.326	09:31:37.027	
9 -	32.262	20.808	53.070	81.94	0.943	09:32:30.097	
10 -	31.599	20.760	52.359 (2)	83.05	0.232	09:33:22.456	
11 -	31.499	20.628	52.127 (1)	83.42		09:34:14.583	
12 -	31.710	21.258	52.968 (3)	82.09	0.841	09:35:07.551	

P28 16 C		Tom VAUGHAN		Yamaha R6 -			
IDEAL LAP TIME : 52.064		BEST LAP TIME : 52.139		DIFFERENCE : 0.075			
LAP	SECTOR 1	SECTOR 2	LAP TIME	MPH	DIFF	TIME OF DAY	
1 -	38.596	23.890	1:02.486	69.59	10.347	09:22:46.875	
2 -	34.739	21.818	56.557	76.88	4.418	09:23:43.432	
3 -	32.552	21.110	53.662	81.03	1.523	09:24:37.094	
4 -	33.362	20.898	54.260	80.14	2.121	09:25:31.354	
5 -	53.173	IN PIT	3:10.775	P 22.79	2:18.636	09:28:42.129	
6 -	OUTLAP	21.515	58.146	74.78	6.007	09:29:40.275	
7 -	32.639	20.918	53.557	81.19	1.418	09:30:33.832	
8 -	32.202	20.826	53.028	82.00	0.889	09:31:26.860	
9 -	32.381	20.697	53.078	81.92	0.939	09:32:19.938	
10 -	32.348	21.143	53.491	81.29	1.352	09:33:13.429	
11 -	31.612	20.675	52.287 (2)	83.16	0.148	09:34:05.716	
12 -	31.629	20.825	52.454 (3)	82.90	0.315	09:34:58.170	
13 -	31.687	20.452	52.139 (1)	83.40		09:35:50.309	

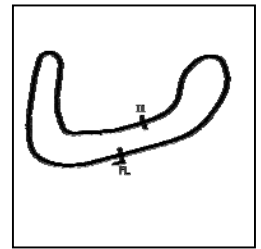
Weather / Track : Cloudy / Dry

Brands Hatch Indy
Circuit Length = 1.2079 miles
Start: 09:21 Flag 09:35 End: 09:36

BMCRC - MRO Championships 2019 - Rnd 9 @ Brands Hatch Indy

Team Respro MRO 600 inc MSS Performance Clubman 600 & Thunderbike Ultra

QUALIFYING - SECTOR ANALYSIS



SECTOR 1 = FL to I1, SECTOR 2 = I1 to FL, DIFF = Difference To Personal Best Lap, P = Crossed Finish Line in Pit Lane, D = Time Disallowed

P29 82 U		Matt HINNELLS		Yamaha R1 - Bears repairs/Jamie Vale Carpentry		
IDEAL LAP TIME : 52.144		BEST LAP TIME : 52.144		DIFFERENCE : 0.000		
LAP	SECTOR 1	SECTOR 2	LAP TIME	MPH	DIFF	TIME OF DAY
1 -	OUTLAP	21.846	1:01.014	71.27	8.870	09:23:24.998
2 -	32.936	21.951	54.887	79.22	2.743	09:24:19.885
3 -	32.544	21.278	53.822	80.79	1.678	09:25:13.707
4 -	32.415	20.962	53.377	81.46	1.233	09:26:07.084
5 -	46.697	IN PIT	2:25.932	29.79	1:33.788	09:28:33.016
6 -	OUTLAP	22.518	58.480	74.36	6.336	09:29:31.496
7 -	32.417	20.721	53.138	81.83	0.994	09:30:24.634
8 -	31.465	20.679	52.144 (1)	83.39		09:31:16.778
9 -	31.633	20.830	52.463 (3)	82.88	0.319	09:32:09.241
10 -	32.458	20.846	53.304	81.58	1.160	09:33:02.545
11 -	31.867	21.245	53.112	81.87	0.968	09:33:55.657
12 -	31.683	20.707	52.390 (2)	83.00	0.246	09:34:48.047
13 -	31.740	20.781	52.521	82.79	0.377	09:35:40.568

P30 3		Joey LAMB DEN		Yamaha R6 -		
IDEAL LAP TIME : 52.140		BEST LAP TIME : 52.465		DIFFERENCE : 0.325		
LAP	SECTOR 1	SECTOR 2	LAP TIME	MPH	DIFF	TIME OF DAY
1 -	36.216	22.233	58.449	74.39	5.984	09:22:47.522
2 -	35.617	23.208	58.825	73.92	6.360	09:23:46.347
3 -	33.928	21.342	55.270	78.67	2.805	09:24:41.617
4 -	31.699	20.810	52.509 (2)	82.81	0.044	09:25:34.126
5 -	51.561	IN PIT	3:07.421	23.20	2:14.956	09:28:41.547
6 -	OUTLAP	21.804	58.695	74.08	6.230	09:29:40.242
7 -	32.301	21.151	53.452	81.35	0.987	09:30:33.694
8 -	31.516	21.238	52.754 (3)	82.43	0.289	09:31:26.448
9 -	32.114	21.117	53.231	81.69	0.766	09:32:19.679
10 -	32.774	21.530	54.304	80.07	1.839	09:33:13.983
11 -	32.316	20.953	53.269	81.63	0.804	09:34:07.252
12 -	32.423	20.825	53.248	81.66	0.783	09:35:00.500
13 -	31.529	20.936	52.465 (1)	82.88		09:35:52.965

P31 188 U		Cecil DINSMORE		Suzuki GSXR 1000 - KnC Racing		
IDEAL LAP TIME : 52.479		BEST LAP TIME : 52.527		DIFFERENCE : 0.048		
LAP	SECTOR 1	SECTOR 2	LAP TIME	MPH	DIFF	TIME OF DAY
1 -	33.166	21.433	54.599	79.64	2.072	09:22:54.239
2 -	33.577	22.534	56.111	77.50	3.584	09:23:50.350
3 -	33.475	21.445	54.920	79.18	2.393	09:24:45.270
4 -	32.811	21.093	53.904 (3)	80.67	1.377	09:25:39.174
5 -	31.793	IN PIT	2:47.809	25.91	1:55.282	09:28:26.983
6 -	OUTLAP	20.966	56.404	77.09	3.877	09:29:23.387
7 -	31.754	20.773	52.527 (1)	82.78		09:30:15.914
8 -	31.991	20.725	52.716 (2)	82.49	0.189	09:31:08.630

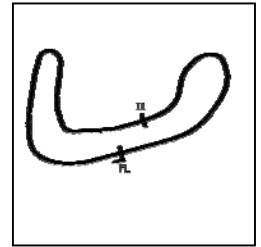
Weather / Track : Cloudy / Dry

Brands Hatch Indy
Circuit Length = 1.2079 miles
Start: 09:21 Flag 09:35 End: 09:36

BMCRC - MRO Championships 2019 - Rnd 9 @ Brands Hatch Indy

Team Respro MRO 600 inc MSS Performance Clubman 600 & Thunderbike Ultra

QUALIFYING - SECTOR ANALYSIS



SECTOR 1 = FL to I1, SECTOR 2 = I1 to FL, DIFF = Difference To Personal Best Lap, P = Crossed Finish Line in Pit Lane, D = Time Disallowed

P32 2 C Toby TRUNDLE			Triumph DAYTONA 675 - Harris Motorcycles - Harlow			
IDEAL LAP TIME : 52.759		BEST LAP TIME : 52.798	DIFFERENCE : 0.039			
LAP	SECTOR 1	SECTOR 2	LAP TIME	MPH	DIFF	TIME OF DAY
1 -	37.590	22.683	1:00.273	72.14	7.475	09:22:44.432
2 -	34.750	21.922	56.672	76.73	3.874	09:23:41.104
3 -	33.615	22.177	55.792	77.94	2.994	09:24:36.896
4 -	33.640	21.330	54.970	79.10	2.172	09:25:31.866
5 -	53.386	IN PIT	3:13.920 P	22.42	2:21.122	09:28:45.786
6 -	OUTLAP	21.603	59.269	73.37	6.471	09:29:45.055
7 -	32.714	21.160	53.874	80.71	1.076	09:30:38.929
8 -	32.655	20.889	53.544 (3)	81.21	0.746	09:31:32.473
9 -	32.752	20.901	53.653	81.05	0.855	09:32:26.126
10 -	32.372	21.228	53.600	81.13	0.802	09:33:19.726
11 -	32.250	20.826	53.076 (2)	81.93	0.278	09:34:12.802
12 -	31.933	20.865	52.798 (1)	82.36		09:35:05.600

P33 115 U Sam MCFARLANE			Suzuki GSXR - Msg racing suzuki, performance technical			
IDEAL LAP TIME : 52.937		BEST LAP TIME : 52.937	DIFFERENCE : 0.000			
LAP	SECTOR 1	SECTOR 2	LAP TIME	MPH	DIFF	TIME OF DAY
1 -	39.680	24.110	1:03.790	68.17	10.853	09:22:46.793
2 -	36.056	23.234	59.290	73.34	6.353	09:23:46.083
3 -	34.558	22.511	57.069	76.19	4.132	09:24:43.152
4 -	34.144	IN PIT	4:11.044 P	17.32	3:18.107	09:28:54.196
5 -	OUTLAP	22.504	1:01.508	70.69	8.571	09:29:55.704
6 -	33.473	21.745	55.218	78.75	2.281	09:30:50.922
7 -	32.711	21.577	54.288	80.10	1.351	09:31:45.210
8 -	32.341	21.378	53.719 (3)	80.95	0.782	09:32:38.929
9 -	33.473	21.664	55.137	78.86	2.200	09:33:34.066
10 -	31.756	21.181	52.937 (1)	82.14		09:34:27.003
11 -	31.857	21.348	53.205 (2)	81.73	0.268	09:35:20.208

P34 8 C Dave SAUNDERS			Honda CBR600 -			
IDEAL LAP TIME : 53.261		BEST LAP TIME : 53.318	DIFFERENCE : 0.057			
LAP	SECTOR 1	SECTOR 2	LAP TIME	MPH	DIFF	TIME OF DAY
1 -	37.327	23.796	1:01.123	71.14	7.805	09:23:07.526
2 -	34.314	22.381	56.695	76.70	3.377	09:24:04.221
3 -	33.422	22.138	55.560	78.26	2.242	09:24:59.781
4 -	32.413	21.546	53.959	80.59	0.641	09:25:53.740
5 -	34.661	IN PIT	2:33.727 P	28.28	1:40.409	09:28:27.467
6 -	OUTLAP	21.895	57.805	75.22	4.487	09:29:25.272
7 -	32.521	21.566	54.087	80.40	0.769	09:30:19.359
8 -	32.257	21.583	53.840	80.76	0.522	09:31:13.199
9 -	32.184	21.134	53.318 (1)	81.55		09:32:06.517
10 -	32.127	21.302	53.429 (2)	81.39	0.111	09:32:59.946
11 -	32.419	21.327	53.746 (3)	80.91	0.428	09:33:53.692
12 -	32.251	21.571	53.822	80.79	0.504	09:34:47.514
13 -	38.146	22.429	1:00.575	71.78	7.257	09:35:48.089

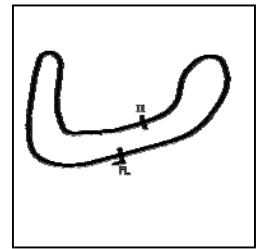
Weather / Track : Cloudy / Dry

Brands Hatch Indy
Circuit Length = 1.2079 miles
Start: 09:21 Flag 09:35 End: 09:36

BMCRC - MRO Championships 2019 - Rnd 9 @ Brands Hatch Indy

Team Respro MRO 600 inc MSS Performance Clubman 600 & Thunderbike Ultra

QUALIFYING - SECTOR ANALYSIS



SECTOR 1 = FL to I1, SECTOR 2 = I1 to FL, DIFF = Difference To Personal Best Lap, P = Crossed Finish Line in Pit Lane, D = Time Disallowed

P35 464		Luke STONEMAN		Kawasaki ZX6R -			
IDEAL LAP TIME : 53.064		BEST LAP TIME : 53.382		DIFFERENCE : 0.318			
LAP	SECTOR 1	SECTOR 2	LAP TIME	MPH	DIFF	TIME OF DAY	
1 -	33.886	21.815	55.701	78.07	2.319	09:22:56.060	
2 -	33.214	21.771	54.985	79.08	1.603	09:23:51.045	
3 -	33.482	21.866	55.348	78.56	1.966	09:24:46.393	
4 -	32.827	21.639	54.466	79.84	1.084	09:25:40.859	
5 -	33.123	IN PIT	3:02.770	P 23.79	2:09.388	09:28:43.629	
6 -	OUTLAP	22.498	1:00.003	72.47	6.621	09:29:43.632	
7 -	33.324	21.651	54.975	79.10	1.593	09:30:38.607	
8 -	32.647	21.159	53.806	(3) 80.82	0.424	09:31:32.413	
9 -	32.339	21.043	53.382	(1) 81.46		09:32:25.795	
10 -	32.021	21.934	53.955	80.59	0.573	09:33:19.750	
11 -	32.648	21.254	53.902	80.67	0.520	09:34:13.652	
12 -	32.551	21.118	53.669	(2) 81.02	0.287	09:35:07.321	

P36 16 U		Matthew WREN		Suzuki GSXR - TBR performance			
IDEAL LAP TIME : 53.409		BEST LAP TIME : 53.476		DIFFERENCE : 0.067			
LAP	SECTOR 1	SECTOR 2	LAP TIME	MPH	DIFF	TIME OF DAY	
1 -	OUTLAP	24.789	1:07.270	64.64	13.794	09:24:03.762	
2 -	36.910	22.987	59.897	72.60	6.421	09:25:03.659	
3 -	34.570	22.388	56.958	76.34	3.482	09:26:00.617	
4 -	44.910	IN PIT	3:00.484	P 24.09	2:07.008	09:29:01.101	
5 -	OUTLAP	22.349	58.762	74.00	5.286	09:29:59.863	
6 -	32.918	22.271	55.189	78.79	1.713	09:30:55.052	
7 -	32.886	21.711	54.597	79.64	1.121	09:31:49.649	
8 -	32.457	21.163	53.620	(2) 81.10	0.144	09:32:43.269	
9 -	32.778	21.075	53.853	(3) 80.74	0.377	09:33:37.122	
10 -	32.354	21.122	53.476	(1) 81.31		09:34:30.598	
11 -	32.334	21.760	54.094	80.38	0.618	09:35:24.692	

P37 185		Steven HORNE		Kawasaki ZX6R - Bodylogic/SBS/Shirlaws/Keenan Recycling			
IDEAL LAP TIME : 53.558		BEST LAP TIME : 53.558		DIFFERENCE : 0.000			
LAP	SECTOR 1	SECTOR 2	LAP TIME	MPH	DIFF	TIME OF DAY	
1 -	OUTLAP	22.286	1:01.613	70.57	8.055	09:23:11.008	
2 -	34.505	21.371	55.876	77.82	2.318	09:24:06.884	
3 -	34.580	22.547	57.127	76.12	3.569	09:25:04.011	
4 -	34.531	22.396	56.927	76.38	3.369	09:26:00.938	
5 -	46.397	IN PIT	2:36.651	P 27.75	1:43.093	09:28:37.589	
6 -	OUTLAP	21.939	58.102	74.84	4.544	09:29:35.691	
7 -	33.425	21.182	54.607	79.63	1.049	09:30:30.298	
8 -	33.478	21.351	54.829	79.31	1.271	09:31:25.127	
9 -	32.814	21.311	54.125	80.34	0.567	09:32:19.252	
10 -	32.810	21.286	54.096	(3) 80.38	0.538	09:33:13.348	
11 -	32.651	20.907	53.558	(1) 81.19		09:34:06.906	
12 -	33.018	21.094	54.112	80.36	0.554	09:35:01.018	
13 -	32.858	21.221	54.079	(2) 80.41	0.521	09:35:55.097	

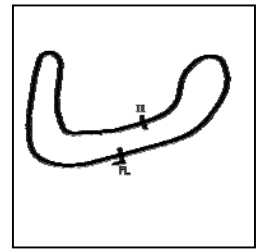
Weather / Track : Cloudy / Dry

Brands Hatch Indy
Circuit Length = 1.2079 miles
Start: 09:21 Flag 09:35 End: 09:36

BMCRC - MRO Championships 2019 - Rnd 9 @ Brands Hatch Indy

Team Respro MRO 600 inc MSS Performance Clubman 600 & Thunderbike Ultra

QUALIFYING - SECTOR ANALYSIS



SECTOR 1 = FL to I1, SECTOR 2 = I1 to FL, DIFF = Difference To Personal Best Lap, P = Crossed Finish Line in Pit Lane, D = Time Disallowed

P38 624 C		Matthew FEDRICK		Yamaha R6 - Matthew Fedrick farriers ltd		
IDEAL LAP TIME : 53.736		BEST LAP TIME : 53.736		DIFFERENCE : 0.000		
LAP	SECTOR 1	SECTOR 2	LAP TIME	MPH	DIFF	TIME OF DAY
1 -	OUTLAP	23.342	1:06.106	65.78	12.370	09:23:49.889
2 -	35.525	22.795	58.320	74.56	4.584	09:24:48.209
3 -	34.241	22.746	56.987	76.30	3.251	09:25:45.196
4 -	33.656	IN PIT	3:02.906	P 23.77	2:09.170	09:28:48.102
5 -	OUTLAP	22.417	1:00.340	72.06	6.604	09:29:48.442
6 -	32.941	21.864	54.805	79.34	1.069	09:30:43.247
7 -	33.696	21.862	55.558	78.27	1.822	09:31:38.805
8 -	32.352	21.734	54.086	(3) 80.40	0.350	09:32:32.891
9 -	32.235	21.501	53.736	(1) 80.92		09:33:26.627
10 -	32.484	21.596	54.080	(2) 80.41	0.344	09:34:20.707
11 -	32.796	21.627	54.423	79.90	0.687	09:35:15.130

P39 83		Talan SKEELS-PIGGINS		Yamaha R6 - Talan Racing		
IDEAL LAP TIME : 54.331		BEST LAP TIME : 54.331		DIFFERENCE : 0.000		
LAP	SECTOR 1	SECTOR 2	LAP TIME	MPH	DIFF	TIME OF DAY
1 -	OUTLAP	22.749	1:00.919	71.38	6.588	09:23:08.176
2 -	34.200	21.985	56.185	(3) 77.39	1.854	09:24:04.361
3 -	33.674	21.984	55.658	(2) 78.13	1.327	09:25:00.019
4 -	32.965	21.366	54.331	(1) 80.03		09:25:54.350

P40 33 C		Phillip MCMANAMON		Honda CBR600 -		
IDEAL LAP TIME : 55.290		BEST LAP TIME : 55.532		DIFFERENCE : 0.242		
LAP	SECTOR 1	SECTOR 2	LAP TIME	MPH	DIFF	TIME OF DAY
1 -	37.786	24.060	1:01.846	70.31	6.314	09:22:50.007
2 -	36.070	23.280	59.350	73.27	3.818	09:23:49.357
3 -	35.228	23.051	58.279	74.61	2.747	09:24:47.636
4 -	34.517	22.852	57.369	75.80	1.837	09:25:45.005
5 -	34.580	IN PIT	3:00.034	P 24.15	2:04.502	09:28:45.039
6 -	OUTLAP	23.457	1:03.550	68.42	8.018	09:29:48.589
7 -	34.791	22.489	57.280	75.91	1.748	09:30:45.869
8 -	33.679	22.223	55.902	(3) 77.78	0.370	09:31:41.771
9 -	33.693	22.529	56.222	77.34	0.690	09:32:37.993
10 -	33.989	22.285	56.274	77.27	0.742	09:33:34.267
11 -	33.391	22.141	55.532	(1) 78.30		09:34:29.799
12 -	33.149	22.692	55.841	(2) 77.87	0.309	09:35:25.640

P41 138 C		Mike LONG		Yamaha R6 - True heroes racing		
IDEAL LAP TIME : 55.566		BEST LAP TIME : 55.566		DIFFERENCE : 0.000		
LAP	SECTOR 1	SECTOR 2	LAP TIME	MPH	DIFF	TIME OF DAY
1 -	41.585	23.686	1:05.271	66.62	9.705	09:22:49.315
2 -	38.108	23.377	1:01.485	70.72	5.919	09:23:50.800
3 -	36.021	22.375	58.396	74.46	2.830	09:24:49.196
4 -	35.091	22.231	57.322	(3) 75.86	1.756	09:25:46.518
5 -	34.450	IN PIT	2:56.475	P 24.64	2:00.909	09:28:42.993
6 -	OUTLAP	22.243	1:00.213	72.22	4.647	09:29:43.206
7 -	34.865	22.246	57.111	(2) 76.14	1.545	09:30:40.317
8 -	33.742	21.824	55.566	(1) 78.26		09:31:35.883

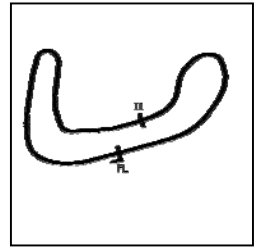
Weather / Track : Cloudy / Dry

Brands Hatch Indy
Circuit Length = 1.2079 miles
Start: 09:21 Flag 09:35 End: 09:36

BMCRC - MRO Championships 2019 - Rnd 9 @ Brands Hatch Indy

Team Respro MRO 600 inc MSS Performance Clubman 600 & Thunderbike Ultra

QUALIFYING - SECTOR ANALYSIS



SECTOR 1 = FL to I1, SECTOR 2 = I1 to FL, DIFF = Difference To Personal Best Lap, P = Crossed Finish Line in Pit Lane, D = Time Disallowed

P42 86 U Jonathan LEFT		Suzuki GSXR 750 - JRL Design Solutions Ltd				
IDEAL LAP TIME : 55.667		BEST LAP TIME : 55.667		DIFFERENCE : 0.000		
LAP	SECTOR 1	SECTOR 2	LAP TIME	MPH	DIFF	TIME OF DAY
1 -	OUTLAP	24.519	1:05.516	66.37	9.849	09:23:46.597
2 -	37.006	23.555	1:00.561	71.80	4.894	09:24:47.158
3 -	36.357	22.829	59.186	73.47	3.519	09:25:46.344
4 -	36.269	IN PIT	2:41.456	P 26.93	1:45.789	09:28:27.800
5 -	OUTLAP	23.435	1:03.725	68.24	8.058	09:29:31.525
6 -	35.094	22.685	57.779	75.26	2.112	09:30:29.304
7 -	34.783	22.502	57.285	75.91	1.618	09:31:26.589
8 -	34.302	22.273	56.575 (3)	76.86	0.908	09:32:23.164
9 -	34.083	22.407	56.490 (2)	76.98	0.823	09:33:19.654
10 -	34.802	22.327	57.129	76.11	1.462	09:34:16.783
11 -	33.721	21.946	55.667 (1)	78.11		09:35:12.450

P43 103 Richard DUNCAN		Yamaha R6 - C forbes flooring				
IDEAL LAP TIME : 57.173		BEST LAP TIME : 57.257		DIFFERENCE : 0.084		
LAP	SECTOR 1	SECTOR 2	LAP TIME	MPH	DIFF	TIME OF DAY
1 -	OUTLAP	23.999	1:05.923	65.96	8.666	09:23:16.121
2 -	37.016	22.523	59.539	73.03	2.282	09:24:15.660
3 -	35.503	22.456	57.959	75.02	0.702	09:25:13.619
4 -	35.831	22.587	58.418	74.43	1.161	09:26:12.037
5 -	47.595	IN PIT	2:30.966	P 28.80	1:33.709	09:28:43.003
6 -	OUTLAP	22.641	1:01.953	70.19	4.696	09:29:44.956
7 -	34.967	22.290	57.257 (1)	75.94		09:30:42.213
8 -	35.606	22.206	57.812 (3)	75.21	0.555	09:31:40.025
9 -	35.204	22.222	57.426 (2)	75.72	0.169	09:32:37.451

Weather / Track : Cloudy / Dry

Brands Hatch Indy
Circuit Length = 1.2079 miles
Start: 09:21 Flag 09:35 End: 09:36

BMCRC - MRO Championships 2019 - Rnd 9 @ Brands Hatch Indy

Team Respro MRO 600 inc MSS Performance Clubman 600 & Thunderbike Ultra

QUALIFYING - BEST SECTORS

SECTOR 1			SECTOR 2			IDEAL / BEST COMPARISON						
POS	NO	NAME	TIME	NO	NAME	TIME	POS	NO	NAME	IDEAL	BEST	DIFF
									PERFECT LAP	49.033		
1	86	KELMAN	29.355	14	BURRAGE	19.678	1	86	KELMAN	49.145	49.417	0.272
2	14	BURRAGE	29.570	121	SYMONDS	19.746	2	14	BURRAGE	49.248	49.613	0.365
3	121	SYMONDS	29.748	56	MILLS	19.750	3	121	SYMONDS	49.494	49.529	0.035
4	56	MILLS	29.792	140	PATMORE	19.751	4	56	MILLS	49.542	49.749	0.207
5	912	WHITE	29.883	86	KELMAN	19.790	5	912	WHITE	49.764	49.764	0.000
6	21	WHITCHER	30.043	912	WHITE	19.881	6	140	PATMORE	50.020	50.020	0.000
7	173	DRAPER	30.154	173	DRAPER	19.980	7	173	DRAPER	50.134	50.136	0.002
8	111	FOLKES	30.183	44	PLATTON	20.031	8	21	WHITCHER	50.190	50.282	0.092
9	140	PATMORE	30.269	188	KRAWIECKI	20.045	9	188	KRAWIECKI	50.332	50.634	0.302
10	188	KRAWIECKI	30.287	40	SHELVEY	20.102	10	111	FOLKES	50.416	50.416	0.000
11	12	BLOCH	30.401	29	STONE	20.126	11	29	STONE	50.612	50.622	0.010
12	143	PALMER	30.470	34	GILBERT	20.127	12	40	SHELVEY	50.685	50.935	0.250
13	5	KILLWORTH	30.476	21	WHITCHER	20.147	13	5	KILLWORTH	50.687	50.718	0.031
14	29	STONE	30.486	76	BYARD	20.172	14	143	PALMER	50.715	50.758	0.043
15	98	ELLIS	30.506	5	KILLWORTH	20.211	15	98	ELLIS	50.723	50.768	0.045
16	17	GILL	30.524	98	ELLIS	20.217	16	44	PLATTON	50.724	50.873	0.149
17	40	SHELVEY	30.583	111	FOLKES	20.233	17	17	GILL	50.791	50.894	0.103
18	34	GILBERT	30.669	143	PALMER	20.245	18	34	GILBERT	50.796	50.879	0.083
19	44	PLATTON	30.693	17	GILL	20.267	19	12	BLOCH	50.862	50.862	0.000
20	258	FRIEND	30.717	258	FRIEND	20.395	20	258	FRIEND	51.112	51.217	0.105
21	58	ALLEN	30.818	58	ALLEN	20.413	21	76	BYARD	51.117	51.117	0.000
22	76	BYARD	30.945	16	VAUGHAN	20.452	22	58	ALLEN	51.231	51.328	0.097
23	43	CLARK	30.952	12	BLOCH	20.461	23	43	CLARK	51.474	51.474	0.000
24	888	WOOD	31.308	519	TELGER	20.494	24	519	TELGER	51.912	51.990	0.078
25	3	LAMB DEN	31.330	78	THOMAS	20.498	25	888	WOOD	51.979	52.037	0.058
26	519	TELGER	31.418	43	CLARK	20.522	26	16	VAUGHAN	52.064	52.139	0.075
27	82	HINNELLS	31.465	288	REYNOLDS	20.628	27	78	THOMAS	52.079	52.079	0.000
28	288	REYNOLDS	31.499	888	WOOD	20.671	28	288	REYNOLDS	52.127	52.127	0.000
29	78	THOMAS	31.581	82	HINNELLS	20.679	29	3	LAMB DEN	52.140	52.465	0.325
30	16	VAUGHAN	31.612	188	DINSMORE	20.725	30	82	HINNELLS	52.144	52.144	0.000
31	188	DINSMORE	31.754	3	LAMB DEN	20.810	31	188	DINSMORE	52.479	52.527	0.048
32	115	MCFARLANE	31.756	2	TRUNDLE	20.826	32	2	TRUNDLE	52.759	52.798	0.039
33	2	TRUNDLE	31.933	185	HORNE	20.907	33	115	MCFARLANE	52.937	52.937	0.000
34	464	STONEMAN	32.021	464	STONEMAN	21.043	34	464	STONEMAN	53.064	53.382	0.318
35	8	SAUNDERS	32.127	16	WREN	21.075	35	8	SAUNDERS	53.261	53.318	0.057
36	624	FEDRICK	32.235	8	SAUNDERS	21.134	36	16	WREN	53.409	53.476	0.067
37	16	WREN	32.334	115	MCFARLANE	21.181	37	185	HORNE	53.558	53.558	0.000
38	185	HORNE	32.651	83	SKEELS-PIGGINS	21.366	38	624	FEDRICK	53.736	53.736	0.000
39	83	SKEELS-PIGGINS	32.965	624	FEDRICK	21.501	39	83	SKEELS-PIGGINS	54.331	54.331	0.000
40	33	MCMANAMON	33.149	138	LONG	21.824	40	33	MCMANAMON	55.290	55.532	0.242
41	86	LEFT	33.721	86	LEFT	21.946	41	138	LONG	55.566	55.566	0.000
42	138	LONG	33.742	33	MCMANAMON	22.141	42	86	LEFT	55.667	55.667	0.000
43	103	DUNCAN	34.967	103	DUNCAN	22.206	43	103	DUNCAN	57.173	57.257	0.084

Weather / Track : Cloudy / Dry

Results can be found at www.tsl-timing.com

Brands Hatch Indy

Circuit Length = 1.2079 miles

Start: 09:21 Flag 09:35 End: 09:36

Printed - 09:49 Saturday, 05 October 2019

BMCRC - MRO Championships 2019 - Rnd 9 @ Brands Hatch Indy

Team Respro MRO 600 inc MSS Performance Clubman 600 & Thunderbike Ultra

QUALIFYING - STATISTICS

Competitors Started 43
Planned Start 2019-10-05 @ 09:15:00.000
Actual Start 2019-10-05 @ 09:21:00.147
Finish Time 2019-10-05 @ 09:35:05.599
Track Length 1.2079mi.
Total Laps 496
Total Distance Covered 599.1410mi.

Session Fastest Lap History

NO	CL	NAME	LAP TIME	TIME OF DAY	LAP	VEHICLE
14		Chris BURRAGE	54.971	09:22:26.173	1	Yamaha R6
21	C	Nick WHITCHER	54.708	09:22:28.525	1	Yamaha R6
58	U	Michael ALLEN	54.534	09:22:30.093	1	Kawasaki ZX10R
12	C	Cedric BLOCH	54.347	09:22:30.495	1	Kawasaki ZX6R
56		Michael MILLS	53.234	09:22:52.584	1	Yamaha R6
14		Chris BURRAGE	51.549	09:23:17.722	2	Yamaha R6
121		Max SYMONDS	51.362	09:23:29.769	2	Kawasaki ZX6
121		Max SYMONDS	50.573	09:24:20.341	3	Kawasaki ZX6
86		Jamie KELMAN	50.500	09:25:27.045	4	Triumph DAYTONA 675
14		Chris BURRAGE	50.213	09:25:51.391	5	Yamaha R6
86		Jamie KELMAN	50.003	09:30:09.742	7	Triumph DAYTONA 675
86		Jamie KELMAN	49.427	09:30:59.169	8	Triumph DAYTONA 675
86		Jamie KELMAN	49.417	09:31:48.589	9	Triumph DAYTONA 675

Flag History

TYPE	TIME OF DAY
GREEN	09:21:00.147
RED	09:26:17.604
GREEN	09:28:18.035
FINISH	09:35:05.599

Flag Statistics

TYPE	COUNT	TOTAL LAPS	TOTAL TIME
Green	2	14	13:07.034
Red	1	0	2:00.431
Safety Car	0	0	0.000
FCY	0	0	0.000

Weather / Track : Cloudy / Dry

These results are provisional until the conclusion of any judicial and technical matters.

Brands Hatch Indy

Circuit Length = 1.2079 miles

Start: 09:21 Flag 09:35 End: 09:36

Clerk Of Course :

Timekeeper :

BMCRC - MRO Championships 2019 - Rnd 9 @ Brands Hatch Indy

Team Respro MRO 600 inc MSS Performance Clubman 600 & Thunderbike Ultra

QUALIFYING - STATISTICS

CLASS :

16 Starters

Fastest Lap History

NO	NAME	LAP TIME	TIME OF DAY	LAP	VEHICLE
14	Chris BURRAGE	54.971	09:22:26.173	1	Yamaha R6
121	Max SYMONDS	54.469	09:22:38.407	1	Kawasaki ZX6
56	Michael MILLS	53.234	09:22:52.584	1	Yamaha R6
14	Chris BURRAGE	51.549	09:23:17.722	2	Yamaha R6
121	Max SYMONDS	51.362	09:23:29.769	2	Kawasaki ZX6
121	Max SYMONDS	50.573	09:24:20.341	3	Kawasaki ZX6
86	Jamie KELMAN	50.500	09:25:27.045	4	Triumph DAYTONA 675
14	Chris BURRAGE	50.213	09:25:51.391	5	Yamaha R6
86	Jamie KELMAN	50.003	09:30:09.742	7	Triumph DAYTONA 675
86	Jamie KELMAN	49.427	09:30:59.169	8	Triumph DAYTONA 675
86	Jamie KELMAN	49.417	09:31:48.589	9	Triumph DAYTONA 675

Weather / Track : Cloudy / Dry

These results are provisional until the conclusion of any judicial and technical matters.

Brands Hatch Indy

Circuit Length = 1.2079 miles

Start: 09:21 Flag 09:35 End: 09:36

Clerk Of Course :

Timekeeper :

BMCRC - MRO Championships 2019 - Rnd 9 @ Brands Hatch Indy

Team Respro MRO 600 inc MSS Performance Clubman 600 & Thunderbike Ultra

QUALIFYING - STATISTICS

CLASS : C

15 Starters

Fastest Lap History

NO	NAME	LAP TIME	TIME OF DAY	LAP	VEHICLE
21	Nick WHITCHER	54.708	09:22:28.525	1	Yamaha R6
12	Cedric BLOCH	54.347	09:22:30.495	1	Kawasaki ZX6R
21	Nick WHITCHER	53.822	09:23:22.347	2	Yamaha R6
12	Cedric BLOCH	53.136	09:23:23.631	2	Kawasaki ZX6R
21	Nick WHITCHER	52.737	09:24:15.127	3	Yamaha R6
912	Michael WHITE	51.384	09:24:24.694	2	Yamaha R6
912	Michael WHITE	51.056	09:25:15.727	3	Yamaha R6
12	Cedric BLOCH	50.862	09:26:02.231	5	Kawasaki ZX6R
912	Michael WHITE	50.352	09:26:06.079	4	Yamaha R6
912	Michael WHITE	49.764	09:31:18.241	8	Yamaha R6

Weather / Track : Cloudy / Dry

These results are provisional until the conclusion of any judicial and technical matters.

Brands Hatch Indy

Circuit Length = 1.2079 miles

Start: 09:21 Flag 09:35 End: 09:36

Clerk Of Course :

Timekeeper :

BMCRC - MRO Championships 2019 - Rnd 9 @ Brands Hatch Indy

Team Respro MRO 600 inc MSS Performance Clubman 600 & Thunderbike Ultra

QUALIFYING - STATISTICS

CLASS : U

12 Starters

Fastest Lap History

NO	NAME	LAP TIME	TIME OF DAY	LAP	VEHICLE
58	Michael ALLEN	54.534	09:22:30.093	1	Kawasaki ZX10R
58	Michael ALLEN	53.117	09:23:23.211	2	Kawasaki ZX10R
5	Stacey KILLWORTH	52.615	09:23:52.795	2	Ducati 1098
143	Steve PALMER	52.209	09:24:27.613	3	Suzuki GSXR1000 K6
143	Steve PALMER	51.573	09:25:19.186	4	Suzuki GSXR1000 K6
76	Jason BYARD	51.117	09:25:26.696	3	Suzuki GSXR 1000
5	Stacey KILLWORTH	50.751	09:30:11.342	7	Ducati 1098
140	Aiden PATMORE	50.020	09:30:48.700	6	Yamaha R1

Weather / Track : Cloudy / Dry

These results are provisional until the conclusion of any judicial and technical matters.

Brands Hatch Indy

Circuit Length = 1.2079 miles

Start: 09:21 Flag 09:35 End: 09:36

Clerk Of Course :

Timekeeper :

RACE 2 - GRID (10 Laps)

ROW 12				34	82	Andrew SMITH							
ROW 11		33	60	Jack YOUNGE	32	421	Stuart RAYNER	31	103	Richard DUNCAN	57.257		
ROW 10	30	138	Mike LONG	55.566	29	33	Phillip MCMANAMON	55.532	28	83	Talan SKEELS-PIGGINS	54.331	
ROW 9		27	624	Matthew FEDRICK	53.736	26	185	Steven HORNE	53.558	25	464	Luke STONEMAN	53.382
ROW 8	24	8	Dave SAUNDERS	53.318	23	2	Toby TRUNDLE	52.798	22	3	Joey LAMBDEN	52.465	
ROW 7		21	16	Tom VAUGHAN	52.139	20	288	Toby REYNOLDS	52.127	19	888	Hayden WOOD	52.037
ROW 6	18	519	Eric TELGER	51.990	17	43	Jon CLARK	51.474	16	40	David SHELVEY	50.935	
ROW 5		15	17	Andy GILL	50.894	14	34	Don GILBERT	50.879	13	44	Hayden PLATTON	50.873
ROW 4	12	12	Cedric BLOCH	50.862	11	98	Lee ELLIS	50.768	10	188	Dawid KRAWIECKI	50.634	
ROW 3		9	29	Charlie STONE	50.622	8	111	Ryan FOLKES	50.416	7	21	Nick WHITCHER	50.282
ROW 2	6	173	Stephen DRAPER	50.136	5	912	Michael WHITE	49.764	4	56	Michael MILLS	49.749	
ROW 1		3	14	Chris BURRAGE	49.613	2	121	Max SYMONDS	49.529	1	86	Jamie KELMAN	49.417
												Pole	

Brands Hatch Indy
Circuit Length = 1.2079 miles

These results are provisional until the conclusion of any judicial and technical matters.

Clerk Of Course :	Steward :	Timekeeper :
-------------------	-----------	--------------

Results can be found at www.tsl-timing.com

Printed - 09:48 Saturday, 05 October 2019



BMCRC - MRO Championships 2019 - Rnd 9 @ Brands Hatch Indy

Team Respro MRO 600 inc MSS Performance Clubman 600



RACE 2 - CLASSIFICATION - AMENDED

POS	NO	CL	PIC NAME	ENTRY	LAPS	TIME	GAP	DIFF	MPH	BEST	ON
1	14		1 Chris BURRAGE	Yamaha R6 - Seton tuning	10	8:14.925			87.86	48.644	4
2	121		2 Max SYMONDS	Kawasaki ZX6 - J&C Symonds LTD	10	8:19.940	5.015	5.015	86.98	49.147	3
3	56		3 Michael MILLS	Yamaha R6 - A51 Racing	10	8:20.558	5.633	0.618	86.87	49.219	9
4	86		4 Jamie KELMAN	Triumph DAYTONA 675 - Phased Out Racing /TSR	10	8:20.669	5.744	0.111	86.85	49.168	9
5	44		5 Hayden PLATTON	Kawasaki ZX6R - NR Racing	10	8:24.999	10.074	4.330	86.11	49.313	5
6	912	C	1 Michael WHITE	Yamaha R6 - Race Lab Suspension	10	8:25.593	10.668	0.594	86.00	49.511	9
7	173		6 Stephen DRAPER	Yamaha R6 -	10	8:27.345	12.420	1.752	85.71	49.711	6
8	111		7 Ryan FOLKES	Triumph DAYTONA 675 - Carl Harrison Motorcyle S	10	8:30.020	15.095	2.675	85.26	49.785	8
9	188	C	2 Dawid KRAWIECKI	Yamaha R6 - Code Blue LTD & D A East Electrical	10	8:31.102	16.177	1.082	85.08	49.696	7
10	21	C	3 Nick WHITCHER	Yamaha R6 -	10	8:32.634	17.709	1.532	84.82	49.782	9
11	34		8 Don GILBERT	Kawasaki ZX6R -	10	8:34.992	20.067	2.358	84.44	50.461	8
12	43	C	4 Jon CLARK	Triumph 675R - RJC Motor Services	10	8:35.296	20.371	0.304	84.39	50.066	10
13	12	C	5 Cedric BLOCH	Kawasaki ZX6R - Brigitt's Group & SDC Performanc	10	8:35.416	20.491	0.120	84.37	50.142	9
14	17		9 Andy GILL	Kawasaki ZX6 -	10	8:36.102	21.177	0.686	84.25	50.273	8
15	40		10 David SHELVEY	Suzuki GSXR 600 K1 - ymark.com	10	8:36.716	21.791	0.614	84.15	50.388	9
16	98	C	6 Lee ELLIS	Yamaha R6 - Steve Jordan Motorcycles	10	8:44.474	29.549	7.758	82.91	50.867	6
17	16	C	7 Tom VAUGHAN	Yamaha R6 -	10	8:48.136	33.211	3.662	82.33	51.620	10
18	519	C	8 Eric TELGER	Yamaha YZFR6 -	10	8:48.444	33.519	0.308	82.29	51.065	9
19	288	C	9 Toby REYNOLDS	Honda CBR600 -	10	8:49.406	34.481	0.962	82.14	51.470	3
20	29	C	10 Charlie STONE	Kawasaki ZX6R - Loveday auto repairs	10	8:49.473	34.548	0.067	82.13	50.365	6
21	3		11 Joey LAMBDEN	Yamaha R6 -	10	8:51.092	36.167	1.619	81.88	51.752	9
22	888		12 Hayden WOOD	Yamaha R6 -	10	8:51.199	36.274	0.107	81.86	51.569	9
23	2	C	11 Toby TRUNDLE	Triumph DAYTONA 675 - Harris Motorcycles - Harlc	10	9:04.517	49.592	13.318	79.86	52.769	9
24	8	C	12 Dave SAUNDERS	Honda CBR600 -	10	9:06.041	51.116	1.524	79.63	52.484	10
25	185		13 Steven HORNE	Kawasaki ZX6R - Bodylogic/SBS/Shirlaws/Keenan f	9	8:14.966	1 Lap	1 Lap	79.07	52.949	8
26	464	C	13 Luke STONEMAN	Kawasaki ZX6R -	9	8:18.237	1 Lap	3.271	78.55	54.105	9
27	83		14 Talan SKEELS-PIGGINS	Yamaha R6 - Talan Racing	9	8:20.057	1 Lap	1.820	78.26	52.659	8
28	138	C	14 Mike LONG	Yamaha R6 - True heroes racing	9	8:21.909	1 Lap	1.852	77.97	53.755	8
29	33	C	15 Phillip MCMANAMON	Honda CBR600 -	9	8:22.913	1 Lap	1.004	77.82	53.520	9
30	103		15 Richard DUNCAN	Yamaha R6 - C forbes flooring	9	8:26.373	1 Lap	3.460	77.28	54.428	2

FASTEST LAP

14	Chris BURRAGE	Yamaha R6 - Seton tuning	4	48.644	89.39 mph	143.86 kph
912	C Michael WHITE	Yamaha R6 - Race Lab Suspension	9	49.511	87.83 mph	141.35 kph

Class - 92.5% of Race Speed = 81.27 mph
Class C - 92.5% of Race Speed = 79.55 mph

Brands Hatch Indy
 Circuit Length = 1.2079 miles
 Start: 12:00 Flag 12:08 End: 12:09

Weather / Track : Cloudy / Dry
These results are provisional until the conclusion of any judicial and technical matters.

Clerk Of Course :	Steward :	Timekeeper :
-------------------	-----------	--------------

Results can be found at www.tsl-timing.com

Printed - 18:01 Saturday, 05 October 2019



BMCRC - MRO Championships 2019 - Rnd 9 @ Brands Hatch Indy

Team Respro MRO 600 inc MSS Performance Clubman 600

RACE 2 - LAP CHART

LAP 1 @ 12:01:08.785			33	16.698	55.380	103	28.232	55.084	185	36.499	54.085	8	43.604	52.826
NO	BEHIND	LAP TIME	LAP 3 @ 12:02:46.699			33	29.561	55.587	138	38.312	54.392	185	44.957	52.949
NO	BEHIND	LAP TIME	NO	BEHIND	LAP TIME	83	30.395	1:01.122	103	40.917	55.131	464	47.454	54.410
14		55.065	14		48.887	83			185	41.077	54.422	138	49.006	53.755
86	0.424	55.489	86	1.150	49.236	LAP 5 @ 12:04:23.992			138	41.628	54.874	LAP 9 @ 12:07:39.570		
121	0.644	55.709	121	1.301	49.147	NO	BEHIND	LAP TIME	LAP 7 @ 12:06:01.695			NO	BEHIND	LAP TIME
56	0.799	55.864	56	1.551	49.272	14		48.649	14		48.865	14		49.172
912	1.182	56.247	912	3.335	49.982	121	2.621	49.232	121	3.673	49.393	83	1 Lap	52.659
173	1.862	56.927	173	4.620	50.239	86	2.748	49.427	86	3.823	49.297	33	1 Lap	53.828
44	2.240	57.305	44	4.724	50.224	56	3.082	49.368	56	4.005	49.270	121	4.361	49.243
34	2.974	58.039	111	6.856	50.140	44	6.343	49.313	44	8.016	49.703	86	4.413	49.168
21	3.400	58.465	34	7.288	50.739	912	6.365	50.005	912	8.326	49.632	56	4.634	49.219
111	3.630	58.695	21	7.587	50.597	173	7.225	49.857	173	9.385	50.152	103	1 Lap	55.540
188	3.760	58.825	12	8.053	50.925	111	9.981	50.273	111	12.264	49.919	44	9.347	49.606
12	3.922	58.987	29	8.216	50.917	34	11.254	50.577	188	13.608	49.696	912	9.571	49.511
29	4.033	59.098	188	8.239	50.798	188	11.564	50.196	21	14.626	50.047	173	11.533	49.922
17	4.198	59.263	17	8.724	50.832	21	11.698	50.540	34	15.157	50.476	111	14.084	49.910
40	4.478	59.543	40	8.954	50.784	12	12.323	51.019	12	16.093	50.710	188	15.474	49.770
43	4.555	59.620	43	9.149	50.712	17	12.744	50.402	43	16.538	50.622	21	16.586	49.782
288	5.099	1:00.164	288	10.570	51.470	29	12.825	50.717	17	16.972	51.184	34	18.349	50.606
519	5.223	1:00.288	16	11.363	51.902	40	13.209	50.585	40	17.243	51.082	12	19.222	50.142
16	5.258	1:00.323	519	11.583	51.781	43	13.282	50.398	98	22.778	51.369	43	19.380	50.201
98	5.678	1:00.743	98	11.724	51.641	288	16.857	52.048	288	23.696	52.467	17	19.968	50.598
888	6.161	1:01.226	888	13.297	52.298	519	18.112	52.038	519	23.811	51.896	40	20.289	50.388
3	6.498	1:01.563	3	13.723	52.411	98	18.245	51.709	16	24.410	51.935	98	27.399	50.970
464	7.948	1:03.013	83	17.917	53.452	16	18.494	52.287	888	26.927	52.508	288	30.625	52.279
83	8.162	1:03.227	2	18.690	53.896	888	20.146	51.860	3	27.321	52.526	16	30.666	52.046
2	8.526	1:03.591	464	18.801	54.112	3	20.664	52.150	29	27.454	1:01.967	519	30.884	51.065
185	9.032	1:04.097	185	19.119	53.856	2	28.730	53.687	2	37.741	53.405	29	32.463	50.856
138	9.378	1:04.443	8	19.695	53.411	464	31.134	54.981	8	39.481	52.876	888	32.639	51.569
8	9.707	1:04.772	138	21.011	54.501	8	31.213	54.488	185	40.711	53.077	3	33.188	51.752
33	10.345	1:05.410	103	21.792	54.744	185	31.252	54.951	464	41.747	54.138	2	45.773	52.769
103	10.534	1:05.599	33	22.618	54.807	138	32.758	53.913	138	43.954	54.507	8	47.707	53.275
LAP 2 @ 12:01:57.812			LAP 4 @ 12:03:35.343			LAP 6 @ 12:05:12.830			LAP 8 @ 12:06:50.398			LAP 10 @ 12:08:28.645		
NO	BEHIND	LAP TIME	NO	BEHIND	LAP TIME	NO	BEHIND	LAP TIME	NO	BEHIND	LAP TIME	NO	BEHIND	LAP TIME
14		49.027	14		48.644	14		48.838	14		48.703	14		49.075
86	0.801	49.404	86	1.970	49.464	121	3.145	49.362	121	4.290	49.320	185	1 Lap	53.331
121	1.041	49.424	121	2.038	49.381	86	3.391	49.481	86	4.417	49.297	464	1 Lap	54.105
56	1.166	49.394	56	2.363	49.456	56	3.600	49.356	56	4.587	49.285	121	5.015	49.729
912	2.240	50.085	912	5.009	50.318	44	7.178	49.673	44	8.913	49.600	83	1 Lap	53.501
173	3.268	50.433	44	5.679	49.599	912	7.559	50.032	912	9.232	49.609	56	5.633	50.074
44	3.387	50.174	173	6.017	50.041	173	8.098	49.711	44	10.783	50.101	86	5.744	50.406
34	5.436	51.489	111	8.357	50.145	111	11.210	50.067	173	10.783	50.101	138	1 Lap	56.225
111	5.603	51.000	34	9.326	50.682	188	12.777	50.051	111	13.346	49.785	33	1 Lap	53.520
21	5.877	51.504	21	9.807	50.864	21	13.444	50.584	188	14.876	49.971	44	10.074	49.802
12	6.015	51.120	12	9.953	50.544	34	13.546	51.130	188	15.976	50.053	912	10.668	50.172
29	6.186	51.180	188	10.017	50.422	12	14.248	50.763	111	16.915	50.461	103	1 Lap	55.703
188	6.328	51.595	29	10.757	51.185	29	14.352	50.365	912	18.252	50.862	173	12.420	49.962
17	6.779	51.608	17	10.991	50.911	17	14.653	50.747	34	18.351	50.516	44	10.074	49.802
40	7.057	51.606	40	11.273	50.963	43	14.781	50.337	43	18.542	50.273	912	10.668	50.172
43	7.324	51.796	43	11.533	51.028	40	15.026	50.655	40	19.073	50.533	103	1 Lap	55.703
288	7.987	51.915	288	13.458	51.532	288	20.094	52.075	98	25.601	51.526	173	12.420	49.962
16	8.348	52.117	519	14.723	51.784	98	20.274	50.867	288	27.518	52.525	111	15.095	50.086
519	8.689	52.493	16	14.856	52.137	519	20.780	51.506	16	27.792	52.085	188	16.177	49.778
98	8.970	52.319	98	15.185	52.105	16	21.340	51.684	519	28.991	53.883	21	17.709	50.198
888	9.886	52.752	888	16.935	52.282	888	23.284	51.976	888	30.242	52.018	34	20.067	50.793
3	10.199	52.728	3	17.163	52.084	3	23.660	51.834	3	30.608	51.990	43	20.371	50.066
83	13.352	54.217	2	23.692	53.646	2	33.201	53.309	29	30.779	52.028	12	20.491	50.344
464	13.576	54.655	464	24.802	54.645	8	35.470	53.095	2	42.176	53.138	17	21.177	50.284
2	13.681	54.182	185	24.950	54.475	464	36.474	54.178	8			40	21.791	50.577
185	14.150	54.145	8	25.374	54.323				288	34.481	52.931	288	34.481	52.931
8	15.171	54.491	138	27.494	55.127				29	34.548	51.160	29	34.548	51.160
138	15.397	55.046							3	36.167	52.054	3	36.167	52.054
103	15.935	54.428												

Brands Hatch Indy

Circuit Length = 1.2079 miles

Start: 12:00 Flag 12:08 End: 12:09

Weather / Track : Cloudy / Dry

BMCRC - MRO Championships 2019 - Rnd 9 @ Brands Hatch Indy

Team Respro MRO 600 inc MSS Performance Clubman 600

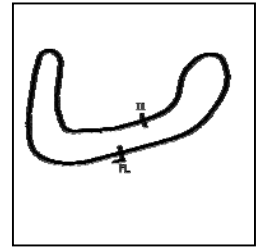
RACE 2 - LAP CHART

888	36.274	52.710
2	49.592	52.894
8	51.116	52.484

BMCRC - MRO Championships 2019 - Rnd 9 @ Brands Hatch Indy

Team Respro MRO 600 inc MSS Performance Clubman 600

RACE 2 - SECTOR ANALYSIS



SECTOR 1 = FL to I1, SECTOR 2 = I1 to FL, DIFF = Difference To Personal Best Lap, P = Crossed Finish Line in Pit Lane, D = Time Disallowed

P1 14		Chris BURRAGE		Yamaha R6 - Seton tuning			
IDEAL LAP TIME : 48.574		BEST LAP TIME : 48.644		DIFFERENCE : 0.070			
LAP	SECTOR 1	SECTOR 2	LAP TIME	MPH	DIFF	TIME OF DAY	
1 -		19.732	55.065	78.97	6.421	12:01:08.785	
2 -	29.400	19.627	49.027	88.69	0.383	12:01:57.812	
3 -	29.308	19.579	48.887	88.95	0.243	12:02:46.699	
4 -	29.164	19.480	48.644 (1)	89.39		12:03:35.343	
5 -	29.106	19.543	48.649 (2)	89.38	0.005	12:04:23.992	
6 -	29.344	19.494	48.838	89.04	0.194	12:05:12.830	
7 -	29.270	19.595	48.865	88.99	0.221	12:06:01.695	
8 -	29.235	19.468	48.703 (3)	89.28	0.059	12:06:50.398	
9 -	29.370	19.802	49.172	88.43	0.528	12:07:39.570	
10 -	29.554	19.521	49.075	88.61	0.431	12:08:28.645	

P2 121		Max SYMONDS		Kawasaki ZX6 - J&C Symonds LTD			
IDEAL LAP TIME : 49.044		BEST LAP TIME : 49.147		DIFFERENCE : 0.103			
LAP	SECTOR 1	SECTOR 2	LAP TIME	MPH	DIFF	TIME OF DAY	
1 -		19.953	55.709	78.05	6.562	12:01:09.429	
2 -	29.675	19.749	49.424	87.98	0.277	12:01:58.853	
3 -	29.554	19.593	49.147 (1)	88.48		12:02:48.000	
4 -	29.775	19.606	49.381	88.06	0.234	12:03:37.381	
5 -	29.496	19.736	49.232 (2)	88.32	0.085	12:04:26.613	
6 -	29.670	19.692	49.362	88.09	0.215	12:05:15.975	
7 -	29.628	19.765	49.393	88.04	0.246	12:06:05.368	
8 -	29.536	19.784	49.320	88.17	0.173	12:06:54.688	
9 -	29.451	19.792	49.243 (3)	88.30	0.096	12:07:43.931	
10 -	29.592	20.137	49.729	87.44	0.582	12:08:33.660	

P3 56		Michael MILLS		Yamaha R6 - A51 Racing			
IDEAL LAP TIME : 49.124		BEST LAP TIME : 49.219		DIFFERENCE : 0.095			
LAP	SECTOR 1	SECTOR 2	LAP TIME	MPH	DIFF	TIME OF DAY	
1 -		20.013	55.864	77.84	6.645	12:01:09.584	
2 -	29.727	19.667	49.394	88.03	0.175	12:01:58.978	
3 -	29.659	19.613	49.272 (3)	88.25	0.053	12:02:48.250	
4 -	29.574	19.882	49.456	87.92	0.237	12:03:37.706	
5 -	29.702	19.666	49.368	88.08	0.149	12:04:27.074	
6 -	29.536	19.820	49.356	88.10	0.137	12:05:16.430	
7 -	29.586	19.684	49.270 (2)	88.26	0.051	12:06:05.700	
8 -	29.602	19.683	49.285	88.23	0.066	12:06:54.985	
9 -	29.631	19.588	49.219 (1)	88.35		12:07:44.204	
10 -	29.776	20.298	50.074	86.84	0.855	12:08:34.278	

P4 86		Jamie KELMAN		Triumph DAYTONA 675 - Phased Out Racing /TSR vapour blas			
IDEAL LAP TIME : 48.994		BEST LAP TIME : 49.168		DIFFERENCE : 0.174			
LAP	SECTOR 1	SECTOR 2	LAP TIME	MPH	DIFF	TIME OF DAY	
1 -		19.974	55.489	78.36	6.321	12:01:09.209	
2 -	29.505	19.899	49.404	88.02	0.236	12:01:58.613	
3 -	29.358	19.878	49.236 (2)	88.32	0.068	12:02:47.849	
4 -	29.528	19.936	49.464	87.91	0.296	12:03:37.313	
5 -	29.712	19.715	49.427	87.98	0.259	12:04:26.740	
6 -	29.644	19.837	49.481	87.88	0.313	12:05:16.221	
7 -	29.568	19.729	49.297 (3)	88.21	0.129	12:06:05.518	
8 -	29.526	19.771	49.297 (3)	88.21	0.129	12:06:54.815	
9 -	29.532	19.636	49.168 (1)	88.44		12:07:43.983	
10 -	29.924	20.482	50.406	86.27	1.238	12:08:34.389	

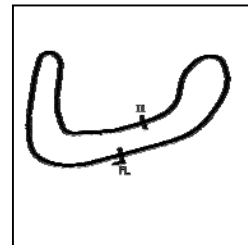
Weather / Track : Cloudy / Dry

Brands Hatch Indy
Circuit Length = 1.2079 miles
Start: 12:00 Flag 12:08 End: 12:09

BMCRC - MRO Championships 2019 - Rnd 9 @ Brands Hatch Indy

Team Respro MRO 600 inc MSS Performance Clubman 600

RACE 2 - SECTOR ANALYSIS



SECTOR 1 = FL to I1, SECTOR 2 = I1 to FL, DIFF = Difference To Personal Best Lap, P = Crossed Finish Line in Pit Lane, D = Time Disallowed

P5 44		Hayden PLATTON		Kawasaki ZX6R - NR Racing		
IDEAL LAP TIME : 49.224		BEST LAP TIME : 49.313		DIFFERENCE : 0.089		
LAP	SECTOR 1	SECTOR 2	LAP TIME	MPH	DIFF	TIME OF DAY
1 -		19.963	57.305	75.88	7.992	12:01:11.025
2 -	30.324	19.850	50.174	86.67	0.861	12:02:01.199
3 -	30.194	20.030	50.224	86.58	0.911	12:02:51.423
4 -	29.729	19.870	49.599 (2)	87.67	0.286	12:03:41.022
5 -	29.692	19.621	49.313 (1)	88.18		12:04:30.335
6 -	29.815	19.858	49.673	87.54	0.360	12:05:20.008
7 -	29.796	19.907	49.703	87.49	0.390	12:06:09.711
8 -	29.686	19.914	49.600 (3)	87.67	0.287	12:06:59.311
9 -	29.776	19.830	49.606	87.66	0.293	12:07:48.917
10 -	29.603	20.199	49.802	87.31	0.489	12:08:38.719

P6 912 C		Michael WHITE		Yamaha R6 - Race Lab Suspension		
IDEAL LAP TIME : 49.511		BEST LAP TIME : 49.511		DIFFERENCE : 0.000		
LAP	SECTOR 1	SECTOR 2	LAP TIME	MPH	DIFF	TIME OF DAY
1 -		20.144	56.247	77.31	6.736	12:01:09.967
2 -	30.013	20.072	50.085	86.82	0.574	12:02:00.052
3 -	29.833	20.149	49.982	87.00	0.471	12:02:50.034
4 -	30.023	20.295	50.318	86.42	0.807	12:03:40.352
5 -	29.897	20.108	50.005	86.96	0.494	12:04:30.357
6 -	30.051	19.981	50.032	86.91	0.521	12:05:20.389
7 -	29.795	19.837	49.632 (3)	87.61	0.121	12:06:10.021
8 -	29.796	19.813	49.609 (2)	87.65	0.098	12:06:59.630
9 -	29.702	19.809	49.511 (1)	87.83		12:07:49.141
10 -	30.025	20.147	50.172	86.67	0.661	12:08:39.313

P7 173		Stephen DRAPER		Yamaha R6 -		
IDEAL LAP TIME : 49.697		BEST LAP TIME : 49.711		DIFFERENCE : 0.014		
LAP	SECTOR 1	SECTOR 2	LAP TIME	MPH	DIFF	TIME OF DAY
1 -		20.290	56.927	76.38	7.216	12:01:10.647
2 -	30.411	20.022	50.433	86.22	0.722	12:02:01.080
3 -	30.155	20.084	50.239	86.55	0.528	12:02:51.319
4 -	30.192	19.849	50.041	86.90	0.330	12:03:41.360
5 -	30.053	19.804	49.857 (2)	87.22	0.146	12:04:31.217
6 -	29.893	19.818	49.711 (1)	87.47		12:05:20.928
7 -	30.133	20.019	50.152	86.70	0.441	12:06:11.080
8 -	30.067	20.034	50.101	86.79	0.390	12:07:01.181
9 -	30.009	19.913	49.922 (3)	87.10	0.211	12:07:51.103
10 -	30.027	19.935	49.962	87.03	0.251	12:08:41.065

P8 111		Ryan FOLKES		Triumph DAYTONA 675 - Carl Harrison Motorcycle Services		
IDEAL LAP TIME : 49.785		BEST LAP TIME : 49.785		DIFFERENCE : 0.000		
LAP	SECTOR 1	SECTOR 2	LAP TIME	MPH	DIFF	TIME OF DAY
1 -		21.121	58.695	74.08	8.910	12:01:12.415
2 -	30.504	20.496	51.000	85.26	1.215	12:02:03.415
3 -	29.950	20.190	50.140	86.72	0.355	12:02:53.555
4 -	29.844	20.301	50.145	86.72	0.360	12:03:43.700
5 -	30.042	20.231	50.273	86.49	0.488	12:04:33.973
6 -	29.893	20.174	50.067	86.85	0.282	12:05:24.040
7 -	29.758	20.161	49.919 (3)	87.11	0.134	12:06:13.959
8 -	29.694	20.091	49.785 (1)	87.34		12:07:03.744
9 -	29.700	20.210	49.910 (2)	87.12	0.125	12:07:53.654
10 -	29.877	20.209	50.086	86.82	0.301	12:08:43.740

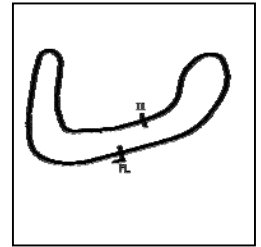
Weather / Track : Cloudy / Dry

Brands Hatch Indy
Circuit Length = 1.2079 miles
Start: 12:00 Flag 12:08 End: 12:09

BMCRC - MRO Championships 2019 - Rnd 9 @ Brands Hatch Indy

Team Respro MRO 600 inc MSS Performance Clubman 600

RACE 2 - SECTOR ANALYSIS



SECTOR 1 = FL to I1, SECTOR 2 = I1 to FL, DIFF = Difference To Personal Best Lap, P = Crossed Finish Line in Pit Lane, D = Time Disallowed

P9 188 C		Dawid KRAWIECKI		Yamaha R6 - Code Blue LTD & D A East Electrical		
IDEAL LAP TIME : 49.667		BEST LAP TIME : 49.696		DIFFERENCE : 0.029		
LAP	SECTOR 1	SECTOR 2	LAP TIME	MPH	DIFF	TIME OF DAY
1 -		21.082	58.825	73.92	9.129	12:01:12.545
2 -	31.039	20.556	51.595	84.28	1.899	12:02:04.140
3 -	30.531	20.267	50.798	85.60	1.102	12:02:54.938
4 -	30.331	20.091	50.422	86.24	0.726	12:03:45.360
5 -	30.078	20.118	50.196	86.63	0.500	12:04:35.556
6 -	30.080	19.971	50.051	86.88	0.355	12:05:25.607
7 -	29.874	19.822	49.696 (1)	87.50		12:06:15.303
8 -	29.962	20.009	49.971	87.02	0.275	12:07:05.274
9 -	29.866	19.904	49.770 (2)	87.37	0.074	12:07:55.044
10 -	29.977	19.801	49.778 (3)	87.35	0.082	12:08:44.822

P10 21 C		Nick WHITCHER		Yamaha R6 -		
IDEAL LAP TIME : 49.782		BEST LAP TIME : 49.782		DIFFERENCE : 0.000		
LAP	SECTOR 1	SECTOR 2	LAP TIME	MPH	DIFF	TIME OF DAY
1 -		20.799	58.465	74.37	8.683	12:01:12.185
2 -	30.818	20.686	51.504	84.43	1.722	12:02:03.689
3 -	30.340	20.257	50.597	85.94	0.815	12:02:54.286
4 -	30.356	20.508	50.864	85.49	1.082	12:03:45.150
5 -	30.162	20.378	50.540	86.04	0.758	12:04:35.690
6 -	30.250	20.334	50.584	85.96	0.802	12:05:26.274
7 -	29.756	20.291	50.047 (2)	86.89	0.265	12:06:16.321
8 -	29.832	20.221	50.053 (3)	86.87	0.271	12:07:06.374
9 -	29.703	20.079	49.782 (1)	87.35		12:07:56.156
10 -	30.047	20.151	50.198	86.62	0.416	12:08:46.354

P11 34		Don GILBERT		Kawasaki ZX6R -		
IDEAL LAP TIME : 50.332		BEST LAP TIME : 50.461		DIFFERENCE : 0.129		
LAP	SECTOR 1	SECTOR 2	LAP TIME	MPH	DIFF	TIME OF DAY
1 -		20.547	58.039	74.92	7.578	12:01:11.759
2 -	31.088	20.401	51.489	84.45	1.028	12:02:03.248
3 -	30.580	20.159	50.739	85.70	0.278	12:02:53.987
4 -	30.507	20.175	50.682	85.80	0.221	12:03:44.669
5 -	30.502	20.075	50.577 (3)	85.97	0.116	12:04:35.246
6 -	30.503	20.627	51.130	85.04	0.669	12:05:26.376
7 -	30.481	19.995	50.476 (2)	86.15	0.015	12:06:16.852
8 -	30.337	20.124	50.461 (1)	86.17		12:07:07.313
9 -	30.476	20.130	50.606	85.93	0.145	12:07:57.919
10 -	30.602	20.191	50.793	85.61	0.332	12:08:48.712

P12 43 C		Jon CLARK		Triumph 675R - RJC Motor Services		
IDEAL LAP TIME : 49.916		BEST LAP TIME : 50.066		DIFFERENCE : 0.150		
LAP	SECTOR 1	SECTOR 2	LAP TIME	MPH	DIFF	TIME OF DAY
1 -		21.041	59.620	72.93	9.554	12:01:13.340
2 -	31.284	20.512	51.796	83.95	1.730	12:02:05.136
3 -	30.326	20.386	50.712	85.75	0.646	12:02:55.848
4 -	30.580	20.448	51.028	85.21	0.962	12:03:46.876
5 -	30.254	20.144	50.398	86.28	0.332	12:04:37.274
6 -	29.964	20.373	50.337 (3)	86.38	0.271	12:05:27.611
7 -	30.239	20.383	50.622	85.90	0.556	12:06:18.233
8 -	30.112	20.404	50.516	86.08	0.450	12:07:08.749
9 -	30.110	20.091	50.201 (2)	86.62	0.135	12:07:58.950
10 -	29.825	20.241	50.066 (1)	86.85		12:08:49.016

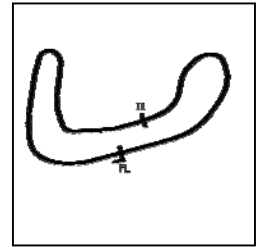
Weather / Track : Cloudy / Dry

Brands Hatch Indy
Circuit Length = 1.2079 miles
Start: 12:00 Flag 12:08 End: 12:09

BMCRC - MRO Championships 2019 - Rnd 9 @ Brands Hatch Indy

Team Respro MRO 600 inc MSS Performance Clubman 600

RACE 2 - SECTOR ANALYSIS



SECTOR 1 = FL to I1, SECTOR 2 = I1 to FL, DIFF = Difference To Personal Best Lap, P = Crossed Finish Line in Pit Lane, D = Time Disallowed

P13 12 C Cedric BLOCH		Kawasaki ZX6R - Brigit's Group & SDC Performance				
IDEAL LAP TIME : 49.935		BEST LAP TIME : 50.142		DIFFERENCE : 0.207		
LAP	SECTOR 1	SECTOR 2	LAP TIME	MPH	DIFF	TIME OF DAY
1 -		21.030	58.987	73.72	8.845	12:01:12.707
2 -	30.713	20.407	51.120	85.06	0.978	12:02:03.827
3 -	30.566	20.359	50.925	85.39	0.783	12:02:54.752
4 -	30.232	20.312	50.544 (3)	86.03	0.402	12:03:45.296
5 -	30.522	20.497	51.019	85.23	0.877	12:04:36.315
6 -	30.172	20.591	50.763	85.66	0.621	12:05:27.078
7 -	30.257	20.453	50.710	85.75	0.568	12:06:17.788
8 -	30.265	20.597	50.862	85.49	0.720	12:07:08.650
9 -	30.004	20.138	50.142 (1)	86.72		12:07:58.792
10 -	29.797	20.547	50.344 (2)	86.37	0.202	12:08:49.136

P14 17 Andy GILL		Kawasaki ZX6 -				
IDEAL LAP TIME : 50.170		BEST LAP TIME : 50.273		DIFFERENCE : 0.103		
LAP	SECTOR 1	SECTOR 2	LAP TIME	MPH	DIFF	TIME OF DAY
1 -		20.951	59.263	73.37	8.990	12:01:12.983
2 -	31.184	20.424	51.608	84.26	1.335	12:02:04.591
3 -	30.563	20.269	50.832	85.54	0.559	12:02:55.423
4 -	30.600	20.311	50.911	85.41	0.638	12:03:46.334
5 -	30.140	20.262	50.402 (3)	86.27	0.129	12:04:36.736
6 -	30.177	20.570	50.747	85.69	0.474	12:05:27.483
7 -	30.770	20.414	51.184	84.96	0.911	12:06:18.667
8 -	30.149	20.124	50.273 (1)	86.49		12:07:08.940
9 -	30.537	20.061	50.598	85.94	0.325	12:07:59.538
10 -	30.254	20.030	50.284 (2)	86.48	0.011	12:08:49.822

P15 40 David SHELVEY		Suzuki GSXR 600 K1 - ymark.com				
IDEAL LAP TIME : 50.284		BEST LAP TIME : 50.388		DIFFERENCE : 0.104		
LAP	SECTOR 1	SECTOR 2	LAP TIME	MPH	DIFF	TIME OF DAY
1 -		21.069	59.543	73.03	9.155	12:01:13.263
2 -	31.176	20.430	51.606	84.26	1.218	12:02:04.869
3 -	30.408	20.376	50.784	85.62	0.396	12:02:55.653
4 -	30.474	20.489	50.963	85.32	0.575	12:03:46.616
5 -	30.335	20.250	50.585	85.96	0.197	12:04:37.201
6 -	30.454	20.201	50.655	85.84	0.267	12:05:27.856
7 -	30.561	20.521	51.082	85.12	0.694	12:06:18.938
8 -	30.377	20.156	50.533 (2)	86.05	0.145	12:07:09.471
9 -	30.128	20.260	50.388 (1)	86.30		12:07:59.859
10 -	30.335	20.242	50.577 (3)	85.97	0.189	12:08:50.436

P16 98 C Lee ELLIS		Yamaha R6 - Steve Jordan Motorcycles				
IDEAL LAP TIME : 50.652		BEST LAP TIME : 50.867		DIFFERENCE : 0.215		
LAP	SECTOR 1	SECTOR 2	LAP TIME	MPH	DIFF	TIME OF DAY
1 -		20.979	1:00.743	71.59	9.876	12:01:14.463
2 -	31.782	20.537	52.319	83.11	1.452	12:02:06.782
3 -	31.140	20.501	51.641	84.20	0.774	12:02:58.423
4 -	31.452	20.653	52.105	83.45	1.238	12:03:50.528
5 -	31.496	20.213	51.709	84.09	0.842	12:04:42.237
6 -	30.475	20.392	50.867 (1)	85.48		12:05:33.104
7 -	30.877	20.492	51.369	84.65	0.502	12:06:24.473
8 -	30.921	20.605	51.526	84.39	0.659	12:07:15.999
9 -	30.793	20.177	50.970 (2)	85.31	0.103	12:08:06.969
10 -	30.689	20.536	51.225 (3)	84.89	0.358	12:08:58.194

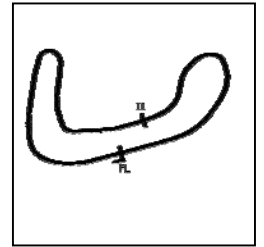
Weather / Track : Cloudy / Dry

Brands Hatch Indy
Circuit Length = 1.2079 miles
Start: 12:00 Flag 12:08 End: 12:09

BMCRC - MRO Championships 2019 - Rnd 9 @ Brands Hatch Indy

Team Respro MRO 600 inc MSS Performance Clubman 600

RACE 2 - SECTOR ANALYSIS



SECTOR 1 = FL to I1, SECTOR 2 = I1 to FL, DIFF = Difference To Personal Best Lap, P = Crossed Finish Line in Pit Lane, D = Time Disallowed

P17 16 C Tom VAUGHAN			Yamaha R6 -			
IDEAL LAP TIME : 51.323		BEST LAP TIME : 51.620	DIFFERENCE : 0.297			
LAP	SECTOR 1	SECTOR 2	LAP TIME	MPH	DIFF	TIME OF DAY
1 -		21.067	1:00.323	72.08	8.703	12:01:14.043
2 -	31.631	20.486	52.117	83.43	0.497	12:02:06.160
3 -	31.182	20.720	51.902 (3)	83.78	0.282	12:02:58.062
4 -	31.071	21.066	52.137	83.40	0.517	12:03:50.199
5 -	32.035	20.252	52.287	83.16	0.667	12:04:42.486
6 -	31.348	20.336	51.684 (2)	84.13	0.064	12:05:34.170
7 -	31.282	20.653	51.935	83.73	0.315	12:06:26.105
8 -	31.325	20.760	52.085	83.49	0.465	12:07:18.190
9 -	31.408	20.638	52.046	83.55	0.426	12:08:10.236
10 -	31.124	20.496	51.620 (1)	84.24		12:09:01.856

P18 519 C Eric TELGER			Yamaha YZFR6 -			
IDEAL LAP TIME : 51.065		BEST LAP TIME : 51.065	DIFFERENCE : 0.000			
LAP	SECTOR 1	SECTOR 2	LAP TIME	MPH	DIFF	TIME OF DAY
1 -		21.329	1:00.288	72.13	9.223	12:01:14.008
2 -	31.842	20.651	52.493	82.84	1.428	12:02:06.501
3 -	31.084	20.697	51.781	83.98	0.716	12:02:58.282
4 -	31.051	20.733	51.784	83.97	0.719	12:03:50.066
5 -	31.417	20.621	52.038	83.56	0.973	12:04:42.104
6 -	31.098	20.408	51.506 (2)	84.42	0.441	12:05:33.610
7 -	31.029	20.867	51.896	83.79	0.831	12:06:25.506
8 -	31.330	22.553	53.883	80.70	2.818	12:07:19.389
9 -	30.779	20.286	51.065 (1)	85.15		12:08:10.454
10 -	31.083	20.627	51.710 (3)	84.09	0.645	12:09:02.164

P19 288 C Toby REYNOLDS			Honda CBR600 -			
IDEAL LAP TIME : 51.415		BEST LAP TIME : 51.470	DIFFERENCE : 0.055			
LAP	SECTOR 1	SECTOR 2	LAP TIME	MPH	DIFF	TIME OF DAY
1 -		21.314	1:00.164	72.27	8.694	12:01:13.884
2 -	31.278	20.637	51.915 (3)	83.76	0.445	12:02:05.799
3 -	30.818	20.652	51.470 (1)	84.48		12:02:57.269
4 -	30.935	20.597	51.532 (2)	84.38	0.062	12:03:48.801
5 -	31.223	20.825	52.048	83.54	0.578	12:04:40.849
6 -	31.312	20.763	52.075	83.50	0.605	12:05:32.924
7 -	31.584	20.883	52.467	82.88	0.997	12:06:25.391
8 -	31.365	21.160	52.525	82.79	1.055	12:07:17.916
9 -	31.393	20.886	52.279	83.18	0.809	12:08:10.195
10 -	32.122	20.809	52.931	82.15	1.461	12:09:03.126

P20 29 C Charlie STONE			Kawasaki ZX6R - Loveday auto repairs			
IDEAL LAP TIME : 50.232		BEST LAP TIME : 50.365	DIFFERENCE : 0.133			
LAP	SECTOR 1	SECTOR 2	LAP TIME	MPH	DIFF	TIME OF DAY
1 -		21.110	59.098	73.58	8.733	12:01:12.818
2 -	31.145	20.035	51.180	84.96	0.815	12:02:03.998
3 -	30.559	20.358	50.917	85.40	0.552	12:02:54.915
4 -	30.836	20.349	51.185	84.95	0.820	12:03:46.100
5 -	30.570	20.147	50.717 (2)	85.74	0.352	12:04:36.817
6 -	30.197	20.168	50.365 (1)	86.34		12:05:27.182
7 -	30.680	31.287	1:01.967	70.17	11.602	12:06:29.149
8 -	31.791	20.237	52.028	83.58	1.663	12:07:21.177
9 -	30.569	20.287	50.856 (3)	85.50	0.491	12:08:12.033
10 -	30.344	20.816	51.160	85.00	0.795	12:09:03.193

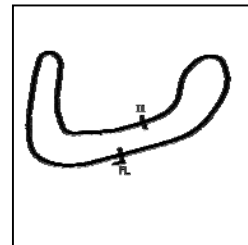
Weather / Track : Cloudy / Dry

Brands Hatch Indy
Circuit Length = 1.2079 miles
Start: 12:00 Flag 12:08 End: 12:09

BMCRC - MRO Championships 2019 - Rnd 9 @ Brands Hatch Indy

Team Respro MRO 600 inc MSS Performance Clubman 600

RACE 2 - SECTOR ANALYSIS



SECTOR 1 = FL to I1, SECTOR 2 = I1 to FL, DIFF = Difference To Personal Best Lap, P = Crossed Finish Line in Pit Lane, D = Time Disallowed

P21 3		Joey LAMB DEN		Yamaha R6 -		
IDEAL LAP TIME : 51.721		BEST LAP TIME : 51.752		DIFFERENCE : 0.031		
LAP	SECTOR 1	SECTOR 2	LAP TIME	MPH	DIFF	TIME OF DAY
1 -		20.795	1:01.563	70.63	9.811	12:01:15.283
2 -	31.769	20.959	52.728	82.47	0.976	12:02:08.011
3 -	31.482	20.929	52.411	82.97	0.659	12:03:00.422
4 -	31.280	20.804	52.084	83.49	0.332	12:03:52.506
5 -	31.126	21.024	52.150	83.38	0.398	12:04:44.656
6 -	31.126	20.708	51.834 (2)	83.89	0.082	12:05:36.490
7 -	31.254	21.272	52.526	82.78	0.774	12:06:29.016
8 -	31.160	20.830	51.990 (3)	83.64	0.238	12:07:21.006
9 -	31.157	20.595	51.752 (1)	84.02		12:08:12.758
10 -	31.191	20.863	52.054	83.54	0.302	12:09:04.812

P22 888		Hayden WOOD		Yamaha R6 -		
IDEAL LAP TIME : 51.554		BEST LAP TIME : 51.569		DIFFERENCE : 0.015		
LAP	SECTOR 1	SECTOR 2	LAP TIME	MPH	DIFF	TIME OF DAY
1 -		21.086	1:01.226	71.02	9.657	12:01:14.946
2 -	31.842	20.910	52.752	82.43	1.183	12:02:07.698
3 -	31.516	20.782	52.298	83.15	0.729	12:02:59.996
4 -	31.472	20.810	52.282	83.17	0.713	12:03:52.278
5 -	31.211	20.649	51.860 (2)	83.85	0.291	12:04:44.138
6 -	31.140	20.836	51.976 (3)	83.66	0.407	12:05:36.114
7 -	31.422	21.086	52.508	82.81	0.939	12:06:28.622
8 -	31.198	20.820	52.018	83.59	0.449	12:07:20.640
9 -	30.905	20.664	51.569 (1)	84.32		12:08:12.209
10 -	31.592	21.118	52.710	82.50	1.141	12:09:04.919

P23 2 C		Toby TRUNDLE		Triumph DAYTONA 675 - Harris Motorcycles - Harlow		
IDEAL LAP TIME : 52.769		BEST LAP TIME : 52.769		DIFFERENCE : 0.000		
LAP	SECTOR 1	SECTOR 2	LAP TIME	MPH	DIFF	TIME OF DAY
1 -		21.633	1:03.591	68.38	10.822	12:01:17.311
2 -	32.888	21.294	54.182	80.25	1.413	12:02:11.493
3 -	32.760	21.136	53.896	80.68	1.127	12:03:05.389
4 -	32.389	21.257	53.646	81.06	0.877	12:03:59.035
5 -	32.521	21.166	53.687	80.99	0.918	12:04:52.722
6 -	32.022	21.287	53.309	81.57	0.540	12:05:46.031
7 -	32.311	21.094	53.405	81.42	0.636	12:06:39.436
8 -	32.067	21.071	53.138 (3)	81.83	0.369	12:07:32.574
9 -	31.880	20.889	52.769 (1)	82.40		12:08:25.343
10 -	31.885	21.009	52.894 (2)	82.21	0.125	12:09:18.237

P24 8 C		Dave SAUNDERS		Honda CBR600 -		
IDEAL LAP TIME : 52.382		BEST LAP TIME : 52.484		DIFFERENCE : 0.102		
LAP	SECTOR 1	SECTOR 2	LAP TIME	MPH	DIFF	TIME OF DAY
1 -		22.141	1:04.772	67.13	12.288	12:01:18.492
2 -	33.168	21.323	54.491	79.80	2.007	12:02:12.983
3 -	32.131	21.280	53.411	81.41	0.927	12:03:06.394
4 -	32.966	21.357	54.323	80.05	1.839	12:04:00.717
5 -	32.730	21.758	54.488	79.80	2.004	12:04:55.205
6 -	32.046	21.049	53.095	81.90	0.611	12:05:48.300
7 -	31.752	21.124	52.876 (3)	82.24	0.392	12:06:41.176
8 -	31.956	20.870	52.826 (2)	82.31	0.342	12:07:34.002
9 -	32.196	21.079	53.275	81.62	0.791	12:08:27.277
10 -	31.512	20.972	52.484 (1)	82.85		12:09:19.761

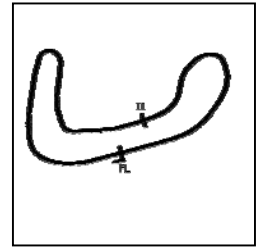
Weather / Track : Cloudy / Dry

Brands Hatch Indy
Circuit Length = 1.2079 miles
Start: 12:00 Flag 12:08 End: 12:09

BMCRC - MRO Championships 2019 - Rnd 9 @ Brands Hatch Indy

Team Respro MRO 600 inc MSS Performance Clubman 600

RACE 2 - SECTOR ANALYSIS



SECTOR 1 = FL to I1, SECTOR 2 = I1 to FL, DIFF = Difference To Personal Best Lap, P = Crossed Finish Line in Pit Lane, D = Time Disallowed

P25 185		Steven HORNE		Kawasaki ZX6R - Bodylogic/SBS/Shirlaws/Keenan Recycling		
IDEAL LAP TIME : 52.946		BEST LAP TIME : 52.949		DIFFERENCE : 0.003		
LAP	SECTOR 1	SECTOR 2	LAP TIME	MPH	DIFF	TIME OF DAY
1 -		21.810	1:04.097	67.84	11.148	12:01:17.817
2 -	33.072	21.073	54.145	80.31	1.196	12:02:11.962
3 -	32.613	21.243	53.856	80.74	0.907	12:03:05.818
4 -	32.976	21.499	54.475	79.82	1.526	12:04:00.293
5 -	33.466	21.485	54.951	79.13	2.002	12:04:55.244
6 -	32.993	21.092	54.085	80.40	1.136	12:05:49.329
7 -	31.966	21.111	53.077 (2)	81.93	0.128	12:06:42.406
8 -	31.873	21.076	52.949 (1)	82.12		12:07:35.355
9 -	32.153	21.178	53.331 (3)	81.53	0.382	12:08:28.686

P26 464 C		Luke STONEMAN		Kawasaki ZX6R -		
IDEAL LAP TIME : 54.004		BEST LAP TIME : 54.105		DIFFERENCE : 0.101		
LAP	SECTOR 1	SECTOR 2	LAP TIME	MPH	DIFF	TIME OF DAY
1 -		21.787	1:03.013	69.01	8.908	12:01:16.733
2 -	33.120	21.535	54.655	79.56	0.550	12:02:11.388
3 -	32.735	21.377	54.112 (2)	80.36	0.007	12:03:05.500
4 -	33.001	21.644	54.645	79.57	0.540	12:04:00.145
5 -	33.034	21.947	54.981	79.09	0.876	12:04:55.126
6 -	32.700	21.478	54.178	80.26	0.073	12:05:49.304
7 -	32.734	21.404	54.138 (3)	80.32	0.033	12:06:43.442
8 -	32.627	21.783	54.410	79.92	0.305	12:07:37.852
9 -	32.629	21.476	54.105 (1)	80.37		12:08:31.957

P27 83		Talan SKEELS-PIGGINS		Yamaha R6 - Talan Racing		
IDEAL LAP TIME : 52.659		BEST LAP TIME : 52.659		DIFFERENCE : 0.000		
LAP	SECTOR 1	SECTOR 2	LAP TIME	MPH	DIFF	TIME OF DAY
1 -		21.563	1:03.227	68.77	10.568	12:01:16.947
2 -	32.750	21.467	54.217	80.20	1.558	12:02:11.164
3 -	32.196	21.256	53.452 (2)	81.35	0.793	12:03:04.616
4 -	38.911	22.211	1:01.122	71.14	8.463	12:04:05.738
5 -	32.656	21.091	53.747	80.90	1.088	12:04:59.485
6 -	33.088	21.334	54.422	79.90	1.763	12:05:53.907
7 -	32.369	21.341	53.710	80.96	1.051	12:06:47.617
8 -	31.705	20.954	52.659 (1)	82.58		12:07:40.276
9 -	32.292	21.209	53.501 (3)	81.28	0.842	12:08:33.777

P28 138 C		Mike LONG		Yamaha R6 - True heroes racing		
IDEAL LAP TIME : 53.755		BEST LAP TIME : 53.755		DIFFERENCE : 0.000		
LAP	SECTOR 1	SECTOR 2	LAP TIME	MPH	DIFF	TIME OF DAY
1 -		21.721	1:04.443	67.47	10.688	12:01:18.163
2 -	33.734	21.312	55.046	78.99	1.291	12:02:13.209
3 -	32.922	21.579	54.501	79.78	0.746	12:03:07.710
4 -	33.471	21.656	55.127	78.88	1.372	12:04:02.837
5 -	32.538	21.375	53.913 (2)	80.65	0.158	12:04:56.750
6 -	33.061	21.331	54.392 (3)	79.94	0.637	12:05:51.142
7 -	33.049	21.458	54.507	79.78	0.752	12:06:45.649
8 -	32.476	21.279	53.755 (1)	80.89		12:07:39.404
9 -	33.766	22.459	56.225	77.34	2.470	12:08:35.629

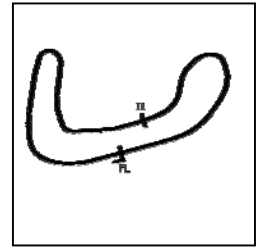
Weather / Track : Cloudy / Dry

Brands Hatch Indy
Circuit Length = 1.2079 miles
Start: 12:00 Flag 12:08 End: 12:09

BMCRC - MRO Championships 2019 - Rnd 9 @ Brands Hatch Indy

Team Respro MRO 600 inc MSS Performance Clubman 600

RACE 2 - SECTOR ANALYSIS



SECTOR 1 = FL to I1, SECTOR 2 = I1 to FL, DIFF = Difference To Personal Best Lap, P = Crossed Finish Line in Pit Lane, D = Time Disallowed

P29 33 C		Phillip MCMANAMON		Honda CBR600 -		
IDEAL LAP TIME : 53.520		BEST LAP TIME : 53.520		DIFFERENCE : 0.000		
LAP	SECTOR 1	SECTOR 2	LAP TIME	MPH	DIFF	TIME OF DAY
1 -		22.365	1:05.410	66.48	11.890	12:01:19.130
2 -	33.359	22.021	55.380	78.52	1.860	12:02:14.510
3 -	32.987	21.820	54.807	79.34	1.287	12:03:09.317
4 -	33.850	21.737	55.587	78.23	2.067	12:04:04.904
5 -	32.815	21.865	54.680 (3)	79.52	1.160	12:04:59.584
6 -	33.331	21.543	54.874	79.24	1.354	12:05:54.458
7 -	33.213	21.614	54.827	79.31	1.307	12:06:49.285
8 -	32.133	21.695	53.828 (2)	80.78	0.308	12:07:43.113
9 -	32.068	21.452	53.520 (1)	81.25		12:08:36.633

P30 103		Richard DUNCAN		Yamaha R6 - C forbes flooring		
IDEAL LAP TIME : 54.428		BEST LAP TIME : 54.428		DIFFERENCE : 0.000		
LAP	SECTOR 1	SECTOR 2	LAP TIME	MPH	DIFF	TIME OF DAY
1 -		22.493	1:05.599	66.29	11.171	12:01:19.319
2 -	33.100	21.328	54.428 (1)	79.89		12:02:13.747
3 -	33.413	21.331	54.744 (2)	79.43	0.316	12:03:08.491
4 -	33.610	21.474	55.084	78.94	0.656	12:04:03.575
5 -	33.631	21.410	55.041 (3)	79.00	0.613	12:04:58.616
6 -	33.410	21.721	55.131	78.87	0.703	12:05:53.747
7 -	33.620	21.483	55.103	78.91	0.675	12:06:48.850
8 -	33.583	21.957	55.540	78.29	1.112	12:07:44.390
9 -	33.582	22.121	55.703	78.06	1.275	12:08:40.093

Weather / Track : Cloudy / Dry

BMCRC - MRO Championships 2019 - Rnd 9 @ Brands Hatch Indy

Team Respro MRO 600 inc MSS Performance Clubman 600

RACE 2 - BEST SECTORS

SECTOR 1			SECTOR 2			IDEAL / BEST COMPARISON						
POS	NO	NAME	TIME	NO	NAME	TIME	POS	NO	NAME	IDEAL	BEST	DIFF
									PERFECT LAP	48.574		
1	14	BURRAGE	29.106	14	BURRAGE	19.468	1	14	BURRAGE	48.574	48.644	0.070
2	86	KELMAN	29.358	56	MILLS	19.588	2	86	KELMAN	48.994	49.168	0.174
3	121	SYMONDS	29.451	121	SYMONDS	19.593	3	121	SYMONDS	49.044	49.147	0.103
4	56	MILLS	29.536	44	PLATTON	19.621	4	56	MILLS	49.124	49.219	0.095
5	44	PLATTON	29.603	86	KELMAN	19.636	5	44	PLATTON	49.224	49.313	0.089
6	111	FOLKES	29.694	188	KRAWIECKI	19.801	6	912	WHITE	49.511	49.511	0.000
7	912	WHITE	29.702	173	DRAPER	19.804	7	188	KRAWIECKI	49.667	49.696	0.029
8	21	WHITCHER	29.703	912	WHITE	19.809	8	173	DRAPER	49.697	49.711	0.014
9	12	BLOCH	29.797	34	GILBERT	19.995	9	21	WHITCHER	49.782	49.782	0.000
10	43	CLARK	29.825	17	GILL	20.030	10	111	FOLKES	49.785	49.785	0.000
11	188	KRAWIECKI	29.866	29	STONE	20.035	11	43	CLARK	49.916	50.066	0.150
12	173	DRAPER	29.893	21	WHITCHER	20.079	12	12	BLOCH	49.935	50.142	0.207
13	40	SHELVEY	30.128	111	FOLKES	20.091	13	17	GILL	50.170	50.273	0.103
14	17	GILL	30.140	43	CLARK	20.091	14	29	STONE	50.232	50.365	0.133
15	29	STONE	30.197	12	BLOCH	20.138	15	40	SHELVEY	50.284	50.388	0.104
16	34	GILBERT	30.337	40	SHELVEY	20.156	16	34	GILBERT	50.332	50.461	0.129
17	98	ELLIS	30.475	98	ELLIS	20.177	17	98	ELLIS	50.652	50.867	0.215
18	519	TELGER	30.779	16	VAUGHAN	20.252	18	519	TELGER	51.065	51.065	0.000
19	288	REYNOLDS	30.818	519	TELGER	20.286	19	16	VAUGHAN	51.323	51.620	0.297
20	888	WOOD	30.905	3	LAMBDEN	20.595	20	288	REYNOLDS	51.415	51.470	0.055
21	16	VAUGHAN	31.071	288	REYNOLDS	20.597	21	888	WOOD	51.554	51.569	0.015
22	3	LAMBDEN	31.126	888	WOOD	20.649	22	3	LAMBDEN	51.721	51.752	0.031
23	8	SAUNDERS	31.512	8	SAUNDERS	20.870	23	8	SAUNDERS	52.382	52.484	0.102
24	83	SKEELS-PIGGINS	31.705	2	TRUNDLE	20.889	24	83	SKEELS-PIGGINS	52.659	52.659	0.000
25	185	HORNE	31.873	83	SKEELS-PIGGINS	20.954	25	2	TRUNDLE	52.769	52.769	0.000
26	2	TRUNDLE	31.880	185	HORNE	21.073	26	185	HORNE	52.946	52.949	0.003
27	33	MCMANAMON	32.068	138	LONG	21.279	27	33	MCMANAMON	53.520	53.520	0.000
28	138	LONG	32.476	103	DUNCAN	21.328	28	138	LONG	53.755	53.755	0.000
29	464	STONEMAN	32.627	464	STONEMAN	21.377	29	464	STONEMAN	54.004	54.105	0.101
30	103	DUNCAN	33.100	33	MCMANAMON	21.452	30	103	DUNCAN	54.428	54.428	0.000

Weather / Track : Cloudy / Dry

Results can be found at www.tsl-timing.com

Brands Hatch Indy
Circuit Length = 1.2079 miles
Start: 12:00 Flag 12:08 End: 12:09

Printed - 12:12 Saturday, 05 October 2019

BMCRC - MRO Championships 2019 - Rnd 9 @ Brands Hatch Indy

Team Respro MRO 600 inc MSS Performance Clubman 600

RACE 2 - STATISTICS

Competitors Started 30
Planned Start 2019-10-05 @ 11:50:00.000
Actual Start 2019-10-05 @ 12:00:13.719
Finish Time 2019-10-05 @ 12:08:28.644
Track Length 1.2079mi.
Total Laps 294
Total Distance Covered 355.1360mi.

Session Fastest Lap History

NO	CL	NAME	LAP TIME	TIME OF DAY	LAP	VEHICLE
14		Chris BURRAGE	49.027	12:01:57.825	2	Yamaha R6
14		Chris BURRAGE	48.887	12:02:46.712	3	Yamaha R6
14		Chris BURRAGE	48.644	12:03:35.356	4	Yamaha R6

Session Leader History

NO	CL	NAME	FROM LAP	LAPS LED	DISTANCE	VEHICLE
14		Chris BURRAGE	1	10	12.07 miles	Yamaha R6

Flag History

TYPE	TIME OF DAY
GREEN	12:00:13.719
FINISH	12:08:28.644

Flag Statistics

TYPE	COUNT	TOTAL LAPS	TOTAL TIME
Green	1	10	9:14.367
Red	0	0	0.000
Safety Car	0	0	0.000
FCY	0	0	0.000

Weather / Track : Cloudy / Dry

These results are provisional until the conclusion of any judicial and technical matters.

Brands Hatch Indy
Circuit Length = 1.2079 miles
Start: 12:00 Flag 12:08 End: 12:09

Clerk Of Course :		Timekeeper :
-------------------	--	--------------

BMCRC - MRO Championships 2019 - Rnd 9 @ Brands Hatch Indy

Team Respro MRO 600 inc MSS Performance Clubman 600

RACE 2 - STATISTICS

CLASS :

16 Starters

Fastest Lap History

NO	NAME	LAP TIME	TIME OF DAY	LAP	VEHICLE
14	Chris BURRAGE	49.027	12:01:57.825	2	Yamaha R6
14	Chris BURRAGE	48.887	12:02:46.712	3	Yamaha R6
14	Chris BURRAGE	48.644	12:03:35.356	4	Yamaha R6

Leader History

NO	NAME	FROM LAP	LAPS LED	DISTANCE	VEHICLE
14	Chris BURRAGE	1	10	12.07 miles	Yamaha R6

Weather / Track : Cloudy / Dry

These results are provisional until the conclusion of any judicial and technical matters.

Brands Hatch Indy

Circuit Length = 1.2079 miles

Start: 12:00 Flag 12:08 End: 12:09

Clerk Of Course :

Timekeeper :

BMCRC - MRO Championships 2019 - Rnd 9 @ Brands Hatch Indy

Team Respro MRO 600 inc MSS Performance Clubman 600

RACE 2 - STATISTICS

CLASS : C

14 Starters

Fastest Lap History

NO	NAME	LAP TIME	TIME OF DAY	LAP	VEHICLE
912	Michael WHITE	50.085	12:02:00.075	2	Yamaha R6
912	Michael WHITE	49.982	12:02:50.057	3	Yamaha R6
912	Michael WHITE	49.632	12:06:10.043	7	Yamaha R6
912	Michael WHITE	49.609	12:06:59.652	8	Yamaha R6
912	Michael WHITE	49.511	12:07:49.163	9	Yamaha R6

Leader History

NO	NAME	FROM LAP	LAPS LED	DISTANCE	VEHICLE
912	Michael WHITE	1	10	12.07 miles	Yamaha R6

Weather / Track : Cloudy / Dry

These results are provisional until the conclusion of any judicial and technical matters.

Brands Hatch Indy

Circuit Length = 1.2079 miles

Start: 12:00 Flag 12:08 End: 12:09

Clerk Of Course :

Timekeeper :

RACE 12 - GRID (10 Laps) - AMENDED

ROW 12				34	52.659	83	Talan SKEELS-PIGGINS						
ROW 11		33	624	Matthew FEDRICK	32	421	Stuart RAYNER	31	82	Andrew SMITH			
ROW 10	30	60	Jack YOUNGE	29	54.428	103	Richard DUNCAN	28	54.105	464	Luke STONEMAN		
ROW 9		27	53.755	138	Mike LONG	26	53.520	33	Phillip MCMANAMON	25	52.949	185	Steven HORNE
ROW 8	24	52.769	2	Toby TRUNDLE	23	52.484	8	Dave SAUNDERS	22	51.752	3	Joey LAMBDEN	
ROW 7		21	51.620	16	Tom VAUGHAN	20	51.569	888	Hayden WOOD	19	51.470	288	Toby REYNOLDS
ROW 6	18	51.065	519	Eric TELGER	17	50.867	98	Lee ELLIS	16	50.461	34	Don GILBERT	
ROW 5		15	50.388	40	David SHELVEY	14	50.365	29	Charlie STONE	13	50.273	17	Andy GILL
ROW 4	12	50.142	12	Cedric BLOCH	11	50.066	43	Jon CLARK	10	49.785	111	Ryan FOLKES	
ROW 3		9	49.782	21	Nick WHITCHER	8	49.711	173	Stephen DRAPER	7	49.696	188	Dawid KRAWIECKI
ROW 2	6	49.511	912	Michael WHITE	5	49.313	44	Hayden PLATTON	4	49.219	56	Michael MILLS	
ROW 1		3	49.168	86	Jamie KELMAN	2	49.147	121	Max SYMONDS	1	48.644	14	Chris BURRAGE
													Pole

Brands Hatch Indy
Circuit Length = 1.2079 miles

These results are provisional until the conclusion of any judicial and technical matters.

Clerk Of Course :	Steward :	Timekeeper :
-------------------	-----------	--------------

Results can be found at www.tsl-timing.com

Printed - 14:48 Saturday, 05 October 2019



BMCRC - MRO Championships 2019 - Rnd 9 @ Brands Hatch Indy

Team Respro MRO 600 inc MSS Performance Clubman 600



RACE 12 - CLASSIFICATION - AMENDED

POS	NO	CL	PIC NAME	ENTRY	LAPS	TIME	GAP	DIFF	MPH	BEST	ON
1	14		1 Chris BURRAGE	Yamaha R6 - Seton tuning	10	8:17.984			87.32	48.863	10
2	121		2 Max SYMONDS	Kawasaki ZX6 - J&C Symonds LTD	10	8:18.197	0.213	0.213	87.28	48.892	9
3	56		3 Michael MILLS	Yamaha R6 - A51 Racing	10	8:19.672	1.688	1.475	87.02	49.002	7
4	86		4 Jamie KELMAN	Triumph DAYTONA 675 - Phased Out Racing /TSR	10	8:23.613	5.629	3.941	86.34	49.324	6
5	173		5 Stephen DRAPER	Yamaha R6 -	10	8:23.655	5.671	0.042	86.34	49.017	8
6	21	C	1 Nick WHITCHER	Yamaha R6 -	10	8:24.969	6.985	1.314	86.11	49.361	3
7	188	C	2 Dawid KRAWIECKI	Yamaha R6 - Code Blue LTD & D A East Electrical	10	8:30.704	12.720	5.735	85.14	50.048	5
8	912	C	3 Michael WHITE	Yamaha R6 - Race Lab Suspension	10	8:32.341	14.357	1.637	84.87	50.198	7
9	43	C	4 Jon CLARK	Triumph 675R - RJC Motor Services	10	8:37.337	19.353	4.996	84.05	50.427	6
10	12	C	5 Cedric BLOCH	Kawasaki ZX6R - Brigit's Group & SDC Performance	10	8:37.476	19.492	0.139	84.03	50.294	10
11	17		6 Andy GILL	Kawasaki ZX6 -	10	8:38.050	20.066	0.574	83.94	50.616	10
12	34		7 Don GILBERT	Kawasaki ZX6R -	10	8:38.306	20.322	0.256	83.90	50.608	10
13	29	C	6 Charlie STONE	Kawasaki ZX6R - Loveday auto repairs	10	8:39.031	21.047	0.725	83.78	50.571	5
14	288	C	7 Toby REYNOLDS	Honda CBR600 -	10	8:39.689	21.705	0.658	83.67	50.451	6
15	40		8 David SHELVEY	Suzuki GSXR 600 K1 - ymark.com	10	8:40.922	22.938	1.233	83.47	50.906	6
16	888		9 Hayden WOOD	Yamaha R6 -	10	8:48.235	30.251	7.313	82.32	51.426	6
17	16	C	8 Tom VAUGHAN	Yamaha R6 -	10	8:48.651	30.667	0.416	82.25	51.419	7
18	519	C	9 Eric TELGER	Yamaha YZFR6 -	10	8:48.713	30.729	0.062	82.24	51.552	7
19	185		10 Steven HORNE	Kawasaki ZX6R - Bodylogic/SBS/Shirlaws/Keenan F	10	8:59.568	41.584	10.855	80.59	52.556	7
20	3		11 Joey LAMBDEN	Yamaha R6 -	10	8:59.869	41.885	0.301	80.54	52.111	9
21	464	C	10 Luke STONEMAN	Kawasaki ZX6R -	10	9:03.181	45.197	3.312	80.05	52.847	4
22	83		12 Talan SKEELS-PIGGINS	Yamaha R6 - Talan Racing	10	9:04.427	46.443	1.246	79.87	52.792	6
23	2	C	11 Toby TRUNDLE	Triumph DAYTONA 675 - Harris Motorcycles - Harc	10	9:07.477	49.493	3.050	79.42	53.013	10
24	33	C	12 Phillip MCMANAMON	Honda CBR600 -	9	8:30.460	1 Lap	1 Lap	76.67	54.754	2
25	103		13 Richard DUNCAN	Yamaha R6 - C forbes flooring	9	8:32.694	1 Lap	2.234	76.33	54.955	2

NOT CLASSIFIED

DNF	44		Hayden PLATTON	Kawasaki ZX6R - NR Racing	7	5:55.372	3 Laps	2 Laps	85.65	49.382	4
DNF	98	C	Lee ELLIS	Yamaha R6 - Steve Jordan Motorcycles	7	6:08.384	3 Laps	13.012	82.63	50.636	7
DNF	8	C	Dave SAUNDERS	Honda CBR600 -	3	2:53.336	7 Laps	4 Laps	75.26	54.035	3
DNF	111		Ryan FOLKES	Triumph DAYTONA 675 - Carl Harrison Motorcycle S	2	1:48.976	8 Laps	1 Lap	79.80	51.180	2

FASTEST LAP

14			Chris BURRAGE	Yamaha R6 - Seton tuning	10	48.863		88.99 mph		143.22 kph	
21	C		Nick WHITCHER	Yamaha R6 -	3	49.361		88.09 mph		141.77 kph	

Class - 92.5% of Race Speed = 80.77 mph
Class C - 92.5% of Race Speed = 79.65 mph

Brands Hatch Indy
 Circuit Length = 1.2079 miles
 Start: 15:59 Flag 16:07 End: 16:09

Weather / Track : Cloudy / Dry

These results are provisional until the conclusion of any judicial and technical matters.

Clerk Of Course :	Steward :	Timekeeper :

Results can be found at www.tsl-timing.com

Printed - 18:03 Saturday, 05 October 2019



BMCRC - MRO Championships 2019 - Rnd 9 @ Brands Hatch Indy

Team Respro MRO 600 inc MSS Performance Clubman 600

RACE 12 - LAP CHART

LAP 1 @ 16:00:00.709		
NO	BEHIND	LAP TIME

LAP 3 @ 16:01:39.454		
NO	BEHIND	LAP TIME

LAP 5 @ 16:03:18.023		
NO	BEHIND	LAP TIME

121	0.423	48.984
56	1.008	49.002
86	2.989	49.585
173	4.214	49.372
44	4.387	50.266
21	5.062	49.819
188	8.571	50.316
912	9.057	50.198
43	13.976	50.913
12	14.327	50.472
17	14.337	51.266
34	14.517	50.899
29	15.300	50.749
288	15.410	50.717
40	16.758	50.989
98	17.399	50.636
519	21.261	51.552
888	21.587	51.698
16	21.818	51.419
185	29.743	52.556
3	31.663	52.740
464	32.018	53.412
83	33.212	53.083
2	36.308	53.536
33	48.597	56.009

LAP 10 @ 16:07:23.148		
NO	BEHIND	LAP TIME

14		48.863
121	0.213	48.958
56	1.688	49.160
86	5.629	50.113
173	5.671	49.140
21	6.985	49.518
33	1 Lap	54.890
188	12.720	50.080
912	14.357	51.028
103	1 Lap	55.753
43	19.353	50.492
12	19.492	50.294
17	20.066	50.616
34	20.322	50.608
29	21.047	50.851
288	21.705	51.005
40	22.938	51.060
888	30.251	51.970
16	30.667	52.234
519	30.729	52.696
185	41.584	52.930
3	41.885	52.631
464	45.197	53.470
83	46.443	53.454
2	49.493	53.013

LAP 2 @ 16:00:50.333		
NO	BEHIND	LAP TIME

LAP 4 @ 16:02:28.806		
NO	BEHIND	LAP TIME

LAP 6 @ 16:04:07.193		
NO	BEHIND	LAP TIME

LAP 8 @ 16:05:45.196		
NO	BEHIND	LAP TIME

14		49.047
103	1 Lap	55.600
121	0.315	48.939
56	1.061	49.100
86	3.759	49.817
173	4.184	49.017
21	5.595	49.580
188	10.004	50.480
912	10.484	50.474
43	15.793	50.864
12	16.066	50.786
17	16.689	51.399
34	16.698	51.228
29	17.121	50.868
288	17.423	51.060
40	18.731	51.020
519	24.112	51.898
888	24.338	51.798
16	24.591	51.820
185	33.810	53.114
3	35.095	52.479
464	36.461	53.490
83	37.781	53.616
2	41.131	53.870

LAP 9 @ 16:06:34.285		
NO	BEHIND	LAP TIME

14		49.089
121	0.118	48.892
56	1.391	49.419
86	4.379	49.709
173	5.394	50.299
21	6.330	49.824
33	1 Lap	55.988
103	1 Lap	56.815
188	11.503	50.588

14		49.624
121	0.399	49.755
56	0.532	49.718
86	1.488	50.087
44	1.607	50.124
173	1.895	50.189
912	2.697	50.582
21	2.828	50.058
188	3.187	50.918
111	3.807	51.180
17	4.884	50.723
34	5.285	51.712
43	5.510	51.475
12	5.742	51.581
40	6.114	51.651
29	6.347	51.579
288	6.443	51.557
98	7.015	51.997
519	7.887	52.244
888	8.523	52.434
16	8.703	52.743
185	9.871	53.002
3	10.698	52.771
464	11.616	53.859
83	12.862	54.243
2	13.119	54.263
8	14.132	55.662
33	14.358	54.754
103	14.912	54.955

14		49.352
121	0.380	49.362
56	0.830	49.513
86	1.872	49.371
44	2.018	49.382
173	2.972	49.829
21	3.472	49.756
912	5.162	50.415
188	5.278	50.335
17	8.586	51.092
43	9.132	50.936
34	9.238	51.183
12	9.709	51.318
288	10.598	50.917
29	10.620	51.268
40	11.142	51.414
98	11.652	51.687
519	13.704	51.761
888	14.131	51.940
16	14.505	52.105
185	18.597	53.093
3	18.994	53.056
464	19.684	52.847
83	21.863	53.638
2	22.316	53.414
33	28.277	56.284
103	28.977	56.203

14		49.170
121	0.395	49.122
56	0.962	49.146
86	2.360	49.324
44	3.077	49.782
173	3.798	49.706
21	4.199	49.533
188	7.211	50.272
912	7.815	50.259
43	12.019	50.427
17	12.027	50.879
34	12.574	50.801
12	12.811	50.699
29	13.507	50.703
288	13.649	50.451
40	14.725	50.906
98	15.719	51.170
519	18.665	51.656
888	18.845	51.426
16	19.355	51.492
185	26.143	52.686
464	27.562	53.265
3	27.879	53.720
83	29.085	52.792
2	31.728	53.771
33	41.544	55.860
103	42.497	55.751

LAP 7 @ 16:04:56.149		
NO	BEHIND	LAP TIME

14 48.956

Brands Hatch Indy
Circuit Length = 1.2079 miles
Start: 15:59 Flag 16:07 End: 16:09

Weather / Track : Cloudy / Dry

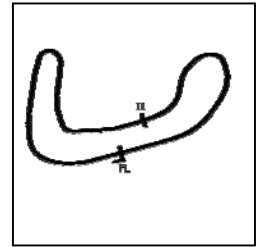
Results can be found at www.tsl-timing.com

Printed - 16:16 Saturday, 05 October 2019

BMCRC - MRO Championships 2019 - Rnd 9 @ Brands Hatch Indy

Team Respro MRO 600 inc MSS Performance Clubman 600

RACE 12 - SECTOR ANALYSIS



SECTOR 1 = FL to I1, SECTOR 2 = I1 to FL, DIFF = Difference To Personal Best Lap, P = Crossed Finish Line in Pit Lane, D = Time Disallowed

P1 14		Chris BURRAGE		Yamaha R6 - Seton tuning			
IDEAL LAP TIME : 48.818		BEST LAP TIME : 48.863		DIFFERENCE : 0.045			
LAP	SECTOR 1	SECTOR 2	LAP TIME	MPH	DIFF	TIME OF DAY	
1 -		19.925	55.545	78.28	6.682	16:00:00.709	
2 -	29.772	19.852	49.624	87.63	0.761	16:00:50.333	
3 -	29.489	19.632	49.121	88.52	0.258	16:01:39.454	
4 -	29.700	19.652	49.352	88.11	0.489	16:02:28.806	
5 -	29.519	19.698	49.217	88.35	0.354	16:03:18.023	
6 -	29.457	19.713	49.170	88.44	0.307	16:04:07.193	
7 -	29.249	19.707	48.956 (2)	88.82	0.093	16:04:56.149	
8 -	29.456	19.591	49.047 (3)	88.66	0.184	16:05:45.196	
9 -	29.441	19.648	49.089	88.58	0.226	16:06:34.285	
10 -	29.294	19.569	48.863 (1)	88.99		16:07:23.148	

P2 121		Max SYMONDS		Kawasaki ZX6 - J&C Symonds LTD			
IDEAL LAP TIME : 48.857		BEST LAP TIME : 48.892		DIFFERENCE : 0.035			
LAP	SECTOR 1	SECTOR 2	LAP TIME	MPH	DIFF	TIME OF DAY	
1 -		20.091	55.813	77.91	6.921	16:00:00.977	
2 -	29.810	19.945	49.755	87.40	0.863	16:00:50.732	
3 -	29.500	19.592	49.092	88.58	0.200	16:01:39.824	
4 -	29.483	19.879	49.362	88.09	0.470	16:02:29.186	
5 -	29.423	19.857	49.280	88.24	0.388	16:03:18.466	
6 -	29.462	19.660	49.122	88.52	0.230	16:04:07.588	
7 -	29.381	19.603	48.984	88.77	0.092	16:04:56.572	
8 -	29.361	19.578	48.939 (2)	88.85	0.047	16:05:45.511	
9 -	29.396	19.496	48.892 (1)	88.94		16:06:34.403	
10 -	29.386	19.572	48.958 (3)	88.82	0.066	16:07:23.361	

P3 56		Michael MILLS		Yamaha R6 - A51 Racing			
IDEAL LAP TIME : 48.950		BEST LAP TIME : 49.002		DIFFERENCE : 0.052			
LAP	SECTOR 1	SECTOR 2	LAP TIME	MPH	DIFF	TIME OF DAY	
1 -		20.259	55.983	77.67	6.981	16:00:01.147	
2 -	29.972	19.746	49.718	87.46	0.716	16:00:50.865	
3 -	29.622	19.636	49.258	88.28	0.256	16:01:40.123	
4 -	29.858	19.655	49.513	87.82	0.511	16:02:29.636	
5 -	29.595	19.778	49.373	88.07	0.371	16:03:19.009	
6 -	29.503	19.643	49.146 (3)	88.48	0.144	16:04:08.155	
7 -	29.341	19.661	49.002 (1)	88.74		16:04:57.157	
8 -	29.427	19.673	49.100 (2)	88.56	0.098	16:05:46.257	
9 -	29.739	19.680	49.419	87.99	0.417	16:06:35.676	
10 -	29.551	19.609	49.160	88.45	0.158	16:07:24.836	

P4 86		Jamie KELMAN		Triumph DAYTONA 675 - Phased Out Racing /TSR vapour blas			
IDEAL LAP TIME : 49.235		BEST LAP TIME : 49.324		DIFFERENCE : 0.089			
LAP	SECTOR 1	SECTOR 2	LAP TIME	MPH	DIFF	TIME OF DAY	
1 -		20.697	56.570	76.86	7.246	16:00:01.734	
2 -	30.108	19.979	50.087	86.82	0.763	16:00:51.821	
3 -	29.486	20.000	49.486 (3)	87.87	0.162	16:01:41.307	
4 -	29.303	20.068	49.371 (2)	88.08	0.047	16:02:30.678	
5 -	29.536	20.015	49.551	87.76	0.227	16:03:20.229	
6 -	29.392	19.932	49.324 (1)	88.16		16:04:09.553	
7 -	29.546	20.039	49.585	87.69	0.261	16:04:59.138	
8 -	29.779	20.038	49.817	87.29	0.493	16:05:48.955	
9 -	29.639	20.070	49.709	87.48	0.385	16:06:38.664	
10 -	29.727	20.386	50.113	86.77	0.789	16:07:28.777	

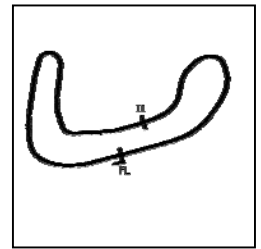
Weather / Track : Cloudy / Dry

Brands Hatch Indy
Circuit Length = 1.2079 miles
Start: 15:59 Flag 16:07 End: 16:09

BMCRC - MRO Championships 2019 - Rnd 9 @ Brands Hatch Indy

Team Respro MRO 600 inc MSS Performance Clubman 600

RACE 12 - SECTOR ANALYSIS



SECTOR 1 = FL to I1, SECTOR 2 = I1 to FL, DIFF = Difference To Personal Best Lap, P = Crossed Finish Line in Pit Lane, D = Time Disallowed

P5 173		Stephen DRAPER		Yamaha R6 -		
IDEAL LAP TIME : 48.996		BEST LAP TIME : 49.017		DIFFERENCE : 0.021		
LAP	SECTOR 1	SECTOR 2	LAP TIME	MPH	DIFF	TIME OF DAY
1 -		20.377	56.875	76.45	7.858	16:00:02.039
2 -	30.331	19.858	50.189	86.64	1.172	16:00:52.228
3 -	29.968	19.753	49.721	87.46	0.704	16:01:41.949
4 -	30.039	19.790	49.829	87.27	0.812	16:02:31.778
5 -	29.672	19.835	49.507	87.83	0.490	16:03:21.285
6 -	29.912	19.794	49.706	87.48	0.689	16:04:10.991
7 -	29.723	19.649	49.372 (3)	88.07	0.355	16:05:00.363
8 -	29.513	19.504	49.017 (1)	88.71		16:05:49.380
9 -	30.246	20.053	50.299	86.45	1.282	16:06:39.679
10 -	29.492	19.648	49.140 (2)	88.49	0.123	16:07:28.819

P6 21 C		Nick WHITCHER		Yamaha R6 -		
IDEAL LAP TIME : 49.296		BEST LAP TIME : 49.361		DIFFERENCE : 0.065		
LAP	SECTOR 1	SECTOR 2	LAP TIME	MPH	DIFF	TIME OF DAY
1 -		20.406	57.939	75.05	8.578	16:00:03.103
2 -	30.228	19.830	50.058	86.87	0.697	16:00:53.161
3 -	29.616	19.745	49.361 (1)	88.09		16:01:42.522
4 -	29.822	19.934	49.756	87.39	0.395	16:02:32.278
5 -	29.708	19.873	49.581	87.70	0.220	16:03:21.859
6 -	29.646	19.887	49.533 (3)	87.79	0.172	16:04:11.392
7 -	29.716	20.103	49.819	87.28	0.458	16:05:01.211
8 -	29.749	19.831	49.580	87.70	0.219	16:05:50.791
9 -	29.702	20.122	49.824	87.27	0.463	16:06:40.615
10 -	29.551	19.967	49.518 (2)	87.81	0.157	16:07:30.133

P7 188 C		Dawid KRAWIECKI		Yamaha R6 - Code Blue LTD & D A East Electrical		
IDEAL LAP TIME : 49.947		BEST LAP TIME : 50.048		DIFFERENCE : 0.101		
LAP	SECTOR 1	SECTOR 2	LAP TIME	MPH	DIFF	TIME OF DAY
1 -		20.289	57.438	75.70	7.390	16:00:02.602
2 -	30.727	20.191	50.918	85.40	0.870	16:00:53.520
3 -	30.203	20.026	50.229 (3)	86.57	0.181	16:01:43.749
4 -	30.445	19.890	50.335	86.39	0.287	16:02:34.084
5 -	30.057	19.991	50.048 (1)	86.88		16:03:24.132
6 -	30.272	20.000	50.272	86.50	0.224	16:04:14.404
7 -	30.214	20.102	50.316	86.42	0.268	16:05:04.720
8 -	30.296	20.184	50.480	86.14	0.432	16:05:55.200
9 -	30.614	19.974	50.588	85.96	0.540	16:06:45.788
10 -	30.103	19.977	50.080 (2)	86.83	0.032	16:07:35.868

P8 912 C		Michael WHITE		Yamaha R6 - Race Lab Suspension		
IDEAL LAP TIME : 50.130		BEST LAP TIME : 50.198		DIFFERENCE : 0.068		
LAP	SECTOR 1	SECTOR 2	LAP TIME	MPH	DIFF	TIME OF DAY
1 -		20.324	57.284	75.91	7.086	16:00:02.448
2 -	30.391	20.191	50.582	85.97	0.384	16:00:53.030
3 -	30.414	20.109	50.523	86.07	0.325	16:01:43.553
4 -	30.296	20.119	50.415 (3)	86.25	0.217	16:02:33.968
5 -	30.486	20.295	50.781	85.63	0.583	16:03:24.749
6 -	30.183	20.076	50.259 (2)	86.52	0.061	16:04:15.008
7 -	30.054	20.144	50.198 (1)	86.62		16:05:05.206
8 -	30.118	20.356	50.474	86.15	0.276	16:05:55.680
9 -	30.585	20.212	50.797	85.60	0.599	16:06:46.477
10 -	30.467	20.561	51.028	85.21	0.830	16:07:37.505

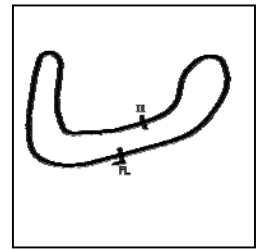
Weather / Track : Cloudy / Dry

Brands Hatch Indy
Circuit Length = 1.2079 miles
Start: 15:59 Flag 16:07 End: 16:09

BMCRC - MRO Championships 2019 - Rnd 9 @ Brands Hatch Indy

Team Respro MRO 600 inc MSS Performance Clubman 600

RACE 12 - SECTOR ANALYSIS



SECTOR 1 = FL to I1, SECTOR 2 = I1 to FL, DIFF = Difference To Personal Best Lap, P = Crossed Finish Line in Pit Lane, D = Time Disallowed

P9 43 C		Jon CLARK		Triumph 675R - RJC Motor Services		
IDEAL LAP TIME : 50.416		BEST LAP TIME : 50.427		DIFFERENCE : 0.011		
LAP	SECTOR 1	SECTOR 2	LAP TIME	MPH	DIFF	TIME OF DAY
1 -		21.037	59.204	73.45	8.777	16:00:04.368
2 -	30.916	20.559	51.475	84.47	1.048	16:00:55.843
3 -	30.738	20.421	51.159	85.00	0.732	16:01:47.002
4 -	30.632	20.304	50.936	85.37	0.509	16:02:37.938
5 -	30.432	20.415	50.847 (3)	85.52	0.420	16:03:28.785
6 -	30.161	20.266	50.427 (1)	86.23		16:04:19.212
7 -	30.307	20.606	50.913	85.41	0.486	16:05:10.125
8 -	30.493	20.371	50.864	85.49	0.437	16:06:00.989
9 -	30.531	20.489	51.020	85.23	0.593	16:06:52.009
10 -	30.150	20.342	50.492 (2)	86.12	0.065	16:07:42.501

P10 12 C		Cedric BLOCH		Kawasaki ZX6R - Brigit's Group & SDC Performance		
IDEAL LAP TIME : 50.294		BEST LAP TIME : 50.294		DIFFERENCE : 0.000		
LAP	SECTOR 1	SECTOR 2	LAP TIME	MPH	DIFF	TIME OF DAY
1 -		20.971	59.330	73.29	9.036	16:00:04.494
2 -	31.038	20.543	51.581	84.30	1.287	16:00:56.075
3 -	30.703	20.419	51.122	85.06	0.828	16:01:47.197
4 -	30.671	20.647	51.318	84.73	1.024	16:02:38.515
5 -	30.465	20.325	50.790	85.61	0.496	16:03:29.305
6 -	30.288	20.411	50.699 (3)	85.77	0.405	16:04:20.004
7 -	30.106	20.366	50.472 (2)	86.15	0.178	16:05:10.476
8 -	30.295	20.491	50.786	85.62	0.492	16:06:01.262
9 -	30.584	20.500	51.084	85.12	0.790	16:06:52.346
10 -	30.035	20.259	50.294 (1)	86.46		16:07:42.640

P11 17		Andy GILL		Kawasaki ZX6 -		
IDEAL LAP TIME :		BEST LAP TIME : 50.616		DIFFERENCE :		
LAP	SECTOR 1	SECTOR 2	LAP TIME	MPH	DIFF	TIME OF DAY
1 -			59.330	73.29	8.714	16:00:04.494
2 -			50.723 (3)	85.73	0.107	16:00:55.217
3 -			51.083	85.12	0.467	16:01:46.300
4 -			51.092	85.11	0.476	16:02:37.392
5 -			50.949	85.35	0.333	16:03:28.341
6 -			50.879	85.46	0.263	16:04:19.220
7 -			51.266	84.82	0.650	16:05:10.486
8 -			51.399	84.60	0.783	16:06:01.885
9 -			50.713 (2)	85.74	0.097	16:06:52.598
10 -			50.616 (1)	85.91		16:07:43.214

P12 34		Don GILBERT		Kawasaki ZX6R -		
IDEAL LAP TIME : 50.597		BEST LAP TIME : 50.608		DIFFERENCE : 0.011		
LAP	SECTOR 1	SECTOR 2	LAP TIME	MPH	DIFF	TIME OF DAY
1 -		20.672	58.742	74.02	8.134	16:00:03.906
2 -	31.293	20.419	51.712	84.09	1.104	16:00:55.618
3 -	30.888	20.355	51.243	84.86	0.635	16:01:46.861
4 -	30.770	20.413	51.183	84.96	0.575	16:02:38.044
5 -	30.845	20.077	50.922	85.39	0.314	16:03:28.966
6 -	30.581	20.220	50.801 (2)	85.60	0.193	16:04:19.767
7 -	30.823	20.076	50.899 (3)	85.43	0.291	16:05:10.666
8 -	31.135	20.093	51.228	84.88	0.620	16:06:01.894
9 -	30.817	20.151	50.968	85.32	0.360	16:06:52.862
10 -	30.521	20.087	50.608 (1)	85.92		16:07:43.470

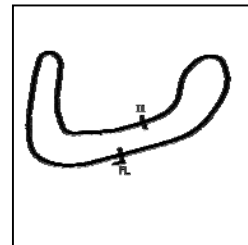
Weather / Track : Cloudy / Dry

Brands Hatch Indy
Circuit Length = 1.2079 miles
Start: 15:59 Flag 16:07 End: 16:09

BMCRC - MRO Championships 2019 - Rnd 9 @ Brands Hatch Indy

Team Respro MRO 600 inc MSS Performance Clubman 600

RACE 12 - SECTOR ANALYSIS



SECTOR 1 = FL to I1, SECTOR 2 = I1 to FL, DIFF = Difference To Personal Best Lap, P = Crossed Finish Line in Pit Lane, D = Time Disallowed

P13 29 C		Charlie STONE		Kawasaki ZX6R - Loveday auto repairs			
IDEAL LAP TIME : 50.550		BEST LAP TIME : 50.571		DIFFERENCE : 0.021			
LAP	SECTOR 1	SECTOR 2	LAP TIME	MPH	DIFF	TIME OF DAY	
1 -		21.011	59.937	72.55	9.366	16:00:05.101	
2 -	31.152	20.427	51.579	84.30	1.008	16:00:56.680	
3 -	31.187	20.291	51.478	84.47	0.907	16:01:48.158	
4 -	30.950	20.318	51.268	84.82	0.697	16:02:39.426	
5 -	30.446	20.125	50.571 (1)	85.99		16:03:29.997	
6 -	30.470	20.233	50.703 (2)	85.76	0.132	16:04:20.700	
7 -	30.428	20.321	50.749 (3)	85.68	0.178	16:05:11.449	
8 -	30.425	20.443	50.868	85.48	0.297	16:06:02.317	
9 -	30.735	20.292	51.027	85.22	0.456	16:06:53.344	
10 -	30.573	20.278	50.851	85.51	0.280	16:07:44.195	

P14 288 C		Toby REYNOLDS		Honda CBR600 -			
IDEAL LAP TIME : 50.394		BEST LAP TIME : 50.451		DIFFERENCE : 0.057			
LAP	SECTOR 1	SECTOR 2	LAP TIME	MPH	DIFF	TIME OF DAY	
1 -		20.923	1:00.055	72.40	9.604	16:00:05.219	
2 -	31.269	20.288	51.557	84.34	1.106	16:00:56.776	
3 -	31.368	20.343	51.711	84.09	1.260	16:01:48.487	
4 -	30.842	20.075	50.917 (3)	85.40	0.466	16:02:39.404	
5 -	30.849	20.138	50.987	85.28	0.536	16:03:30.391	
6 -	30.319	20.132	50.451 (1)	86.19		16:04:20.842	
7 -	30.568	20.149	50.717 (2)	85.74	0.266	16:05:11.559	
8 -	30.722	20.338	51.060	85.16	0.609	16:06:02.619	
9 -	30.829	20.400	51.229	84.88	0.778	16:06:53.848	
10 -	30.736	20.269	51.005	85.25	0.554	16:07:44.853	

P15 40		David SHELVEY		Suzuki GSXR 600 K1 - ymark.com			
IDEAL LAP TIME : 50.874		BEST LAP TIME : 50.906		DIFFERENCE : 0.032			
LAP	SECTOR 1	SECTOR 2	LAP TIME	MPH	DIFF	TIME OF DAY	
1 -		20.932	59.632	72.92	8.726	16:00:04.796	
2 -	31.119	20.532	51.651	84.19	0.745	16:00:56.447	
3 -	31.554	20.533	52.087	83.48	1.181	16:01:48.534	
4 -	31.071	20.343	51.414	84.58	0.508	16:02:39.948	
5 -	30.542	20.522	51.064	85.15	0.158	16:03:31.012	
6 -	30.531	20.375	50.906 (1)	85.42		16:04:21.918	
7 -	30.610	20.379	50.989 (2)	85.28	0.083	16:05:12.907	
8 -	30.543	20.477	51.020 (3)	85.23	0.114	16:06:03.927	
9 -	30.667	20.432	51.099	85.10	0.193	16:06:55.026	
10 -	30.591	20.469	51.060	85.16	0.154	16:07:46.086	

P16 888		Hayden WOOD		Yamaha R6 -			
IDEAL LAP TIME : 51.360		BEST LAP TIME : 51.426		DIFFERENCE : 0.066			
LAP	SECTOR 1	SECTOR 2	LAP TIME	MPH	DIFF	TIME OF DAY	
1 -		21.129	1:01.258	70.98	9.832	16:00:06.422	
2 -	31.532	20.902	52.434	82.93	1.008	16:00:58.856	
3 -	31.373	20.768	52.141	83.40	0.715	16:01:50.997	
4 -	31.312	20.628	51.940	83.72	0.514	16:02:42.937	
5 -	31.005	20.670	51.675 (2)	84.15	0.249	16:03:34.612	
6 -	31.012	20.414	51.426 (1)	84.56		16:04:26.038	
7 -	31.187	20.511	51.698 (3)	84.11	0.272	16:05:17.736	
8 -	31.443	20.355	51.798	83.95	0.372	16:06:09.534	
9 -	31.383	20.512	51.895	83.79	0.469	16:07:01.429	
10 -	31.134	20.836	51.970	83.67	0.544	16:07:53.399	

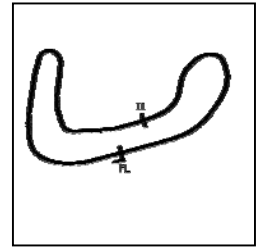
Weather / Track : Cloudy / Dry

Brands Hatch Indy
Circuit Length = 1.2079 miles
Start: 15:59 Flag 16:07 End: 16:09

BMCRC - MRO Championships 2019 - Rnd 9 @ Brands Hatch Indy

Team Respro MRO 600 inc MSS Performance Clubman 600

RACE 12 - SECTOR ANALYSIS



SECTOR 1 = FL to I1, SECTOR 2 = I1 to FL, DIFF = Difference To Personal Best Lap, P = Crossed Finish Line in Pit Lane, D = Time Disallowed

P17 16 C		Tom VAUGHAN		Yamaha R6 -		
IDEAL LAP TIME : 51.251		BEST LAP TIME : 51.419		DIFFERENCE : 0.168		
LAP	SECTOR 1	SECTOR 2	LAP TIME	MPH	DIFF	TIME OF DAY
1 -		21.205	1:01.129	71.13	9.710	16:00:06.293
2 -	32.140	20.603	52.743	82.44	1.324	16:00:59.036
3 -	31.635	20.535	52.170	83.35	0.751	16:01:51.206
4 -	31.657	20.448	52.105	83.45	0.686	16:02:43.311
5 -	31.192	20.553	51.745 (3)	84.03	0.326	16:03:35.056
6 -	31.137	20.355	51.492 (2)	84.45	0.073	16:04:26.548
7 -	31.015	20.404	51.419 (1)	84.57		16:05:17.967
8 -	31.584	20.236	51.820	83.91	0.401	16:06:09.787
9 -	31.365	20.429	51.794	83.95	0.375	16:07:01.581
10 -	31.482	20.752	52.234	83.25	0.815	16:07:53.815

P18 519 C		Eric TELGER		Yamaha YZFR6 -		
IDEAL LAP TIME : 51.505		BEST LAP TIME : 51.552		DIFFERENCE : 0.047		
LAP	SECTOR 1	SECTOR 2	LAP TIME	MPH	DIFF	TIME OF DAY
1 -		21.226	1:00.812	71.50	9.260	16:00:05.976
2 -	31.593	20.651	52.244	83.23	0.692	16:00:58.220
3 -	31.782	20.747	52.529	82.78	0.977	16:01:50.749
4 -	31.248	20.513	51.761	84.01	0.209	16:02:42.510
5 -	31.246	20.446	51.692 (3)	84.12	0.140	16:03:34.202
6 -	31.126	20.530	51.656 (2)	84.18	0.104	16:04:25.858
7 -	31.173	20.379	51.552 (1)	84.35		16:05:17.410
8 -	31.453	20.445	51.898	83.79	0.346	16:06:09.308
9 -	31.337	20.536	51.873	83.83	0.321	16:07:01.181
10 -	31.566	21.130	52.696	82.52	1.144	16:07:53.877

P19 185		Steven HORNE		Kawasaki ZX6R - Bodylogic/SBS/Shirlaws/Keenan Recycling		
IDEAL LAP TIME : 52.350		BEST LAP TIME : 52.556		DIFFERENCE : 0.206		
LAP	SECTOR 1	SECTOR 2	LAP TIME	MPH	DIFF	TIME OF DAY
1 -		21.496	1:02.038	70.09	9.482	16:00:07.202
2 -	32.098	20.904	53.002	82.04	0.446	16:01:00.204
3 -	32.834	21.272	54.106	80.37	1.550	16:01:54.310
4 -	32.025	21.068	53.093	81.90	0.537	16:02:47.403
5 -	32.356	20.891	53.247	81.66	0.691	16:03:40.650
6 -	31.960	20.726	52.686 (2)	82.53	0.130	16:04:33.336
7 -	31.624	20.932	52.556 (1)	82.74		16:05:25.892
8 -	32.172	20.942	53.114	81.87	0.558	16:06:19.006
9 -	31.787	21.009	52.796 (3)	82.36	0.240	16:07:11.802
10 -	31.899	21.031	52.930	82.15	0.374	16:08:04.732

P20 3		Joey LAMB DEN		Yamaha R6 -		
IDEAL LAP TIME : 51.969		BEST LAP TIME : 52.111		DIFFERENCE : 0.142		
LAP	SECTOR 1	SECTOR 2	LAP TIME	MPH	DIFF	TIME OF DAY
1 -		21.585	1:03.096	68.91	10.985	16:00:08.260
2 -	31.978	20.793	52.771	82.40	0.660	16:01:01.031
3 -	32.224	21.489	53.713	80.95	1.602	16:01:54.744
4 -	31.927	21.129	53.056	81.96	0.945	16:02:47.800
5 -	32.086	21.466	53.552	81.20	1.441	16:03:41.352
6 -	32.467	21.253	53.720	80.94	1.609	16:04:35.072
7 -	31.919	20.821	52.740	82.45	0.629	16:05:27.812
8 -	31.837	20.642	52.479 (2)	82.86	0.368	16:06:20.291
9 -	31.327	20.784	52.111 (1)	83.44		16:07:12.402
10 -	31.877	20.754	52.631 (3)	82.62	0.520	16:08:05.033

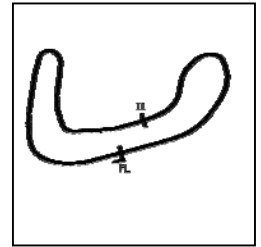
Weather / Track : Cloudy / Dry

Brands Hatch Indy
Circuit Length = 1.2079 miles
Start: 15:59 Flag 16:07 End: 16:09

BMCRC - MRO Championships 2019 - Rnd 9 @ Brands Hatch Indy

Team Respro MRO 600 inc MSS Performance Clubman 600

RACE 12 - SECTOR ANALYSIS



SECTOR 1 = FL to I1, SECTOR 2 = I1 to FL, DIFF = Difference To Personal Best Lap, P = Crossed Finish Line in Pit Lane, D = Time Disallowed

P21 464 C		Luke STONEMAN		Kawasaki ZX6R -		
IDEAL LAP TIME : 52.789		BEST LAP TIME : 52.847		DIFFERENCE : 0.058		
LAP	SECTOR 1	SECTOR 2	LAP TIME	MPH	DIFF	TIME OF DAY
1 -		21.660	1:02.926	69.10	10.079	16:00:08.090
2 -	32.656	21.203	53.859	80.74	1.012	16:01:01.949
3 -	32.123	21.571	53.694	80.98	0.847	16:01:55.643
4 -	31.772	21.075	52.847 (1)	82.28		16:02:48.490
5 -	31.940	21.060	53.000 (2)	82.04	0.153	16:03:41.490
6 -	32.096	21.169	53.265	81.64	0.418	16:04:34.755
7 -	32.395	21.017	53.412	81.41	0.565	16:05:28.167
8 -	32.267	21.223	53.490	81.29	0.643	16:06:21.657
9 -	32.078	21.140	53.218 (3)	81.71	0.371	16:07:14.875
10 -	32.095	21.375	53.470	81.32	0.623	16:08:08.345

P22 83		Talan SKEELS-PIGGINS		Yamaha R6 - Talan Racing		
IDEAL LAP TIME : 52.689		BEST LAP TIME : 52.792		DIFFERENCE : 0.103		
LAP	SECTOR 1	SECTOR 2	LAP TIME	MPH	DIFF	TIME OF DAY
1 -		21.895	1:03.788	68.17	10.996	16:00:08.952
2 -	32.818	21.425	54.243	80.16	1.451	16:01:03.195
3 -	32.533	21.303	53.836	80.77	1.044	16:01:57.031
4 -	32.470	21.168	53.638	81.07	0.846	16:02:50.669
5 -	31.650	21.167	52.817 (2)	82.33	0.025	16:03:43.486
6 -	31.654	21.138	52.792 (1)	82.37		16:04:36.278
7 -	32.044	21.039	53.083 (3)	81.92	0.291	16:05:29.361
8 -	32.448	21.168	53.616	81.10	0.824	16:06:22.977
9 -	32.028	21.132	53.160	81.80	0.368	16:07:16.137
10 -	32.220	21.234	53.454	81.35	0.662	16:08:09.591

P23 2 C		Toby TRUNDLE		Triumph DAYTONA 675 - Harris Motorcycles - Harlow		
IDEAL LAP TIME : 52.873		BEST LAP TIME : 53.013		DIFFERENCE : 0.140		
LAP	SECTOR 1	SECTOR 2	LAP TIME	MPH	DIFF	TIME OF DAY
1 -		21.659	1:04.025	67.91	11.012	16:00:09.189
2 -	33.013	21.250	54.263	80.13	1.250	16:01:03.452
3 -	33.004	21.252	54.256	80.14	1.243	16:01:57.708
4 -	32.459	20.955	53.414 (3)	81.41	0.401	16:02:51.122
5 -	32.710	21.318	54.028	80.48	1.015	16:03:45.150
6 -	32.408	21.363	53.771	80.87	0.758	16:04:38.921
7 -	32.378	21.158	53.536	81.22	0.523	16:05:32.457
8 -	32.585	21.285	53.870	80.72	0.857	16:06:26.327
9 -	32.054	21.247	53.301 (2)	81.58	0.288	16:07:19.628
10 -	31.918	21.095	53.013 (1)	82.02		16:08:12.641

P24 33 C		Phillip MCMANAMON		Honda CBR600 -		
IDEAL LAP TIME : 54.232		BEST LAP TIME : 54.754		DIFFERENCE : 0.522		
LAP	SECTOR 1	SECTOR 2	LAP TIME	MPH	DIFF	TIME OF DAY
1 -		22.170	1:04.773	67.13	10.019	16:00:09.937
2 -	33.113	21.641	54.754 (1)	79.42		16:01:04.691
3 -	34.247	21.861	56.108	77.50	1.354	16:02:00.799
4 -	33.989	22.295	56.284	77.26	1.530	16:02:57.083
5 -	33.701	22.093	55.794 (3)	77.94	1.040	16:03:52.877
6 -	33.694	22.166	55.860	77.84	1.106	16:04:48.737
7 -	33.565	22.444	56.009	77.64	1.255	16:05:44.746
8 -	33.731	22.257	55.988	77.67	1.234	16:06:40.734
9 -	32.591	22.299	54.890 (2)	79.22	0.136	16:07:35.624

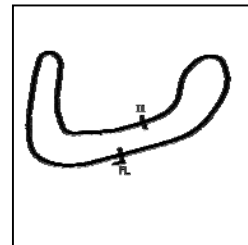
Weather / Track : Cloudy / Dry

Brands Hatch Indy
Circuit Length = 1.2079 miles
Start: 15:59 Flag 16:07 End: 16:09

BMCRC - MRO Championships 2019 - Rnd 9 @ Brands Hatch Indy

Team Respro MRO 600 inc MSS Performance Clubman 600

RACE 12 - SECTOR ANALYSIS



SECTOR 1 = FL to I1, SECTOR 2 = I1 to FL, DIFF = Difference To Personal Best Lap, P = Crossed Finish Line in Pit Lane, D = Time Disallowed

P25 103		Richard DUNCAN		Yamaha R6 - C forbes flooring		
IDEAL LAP TIME : 54.955		BEST LAP TIME : 54.955		DIFFERENCE : 0.000		
LAP	SECTOR 1	SECTOR 2	LAP TIME	MPH	DIFF	TIME OF DAY
1 -		22.253	1:05.126	66.77	10.171	16:00:10.290
2 -	33.510	21.445	54.955 (1)	79.13		16:01:05.245
3 -	34.566	21.769	56.335	77.19	1.380	16:02:01.580
4 -	34.391	21.812	56.203	77.37	1.248	16:02:57.783
5 -	34.274	21.882	56.156	77.43	1.201	16:03:53.939
6 -	34.257	21.494	55.751 (3)	78.00	0.796	16:04:49.690
7 -	33.948	21.652	55.600 (2)	78.21	0.645	16:05:45.290
8 -	34.833	21.982	56.815	76.53	1.860	16:06:42.105
9 -	33.935	21.818	55.753	77.99	0.798	16:07:37.858

P26 44		Hayden PLATTON		Kawasaki ZX6R - NR Racing		
IDEAL LAP TIME : 49.222		BEST LAP TIME : 49.382		DIFFERENCE : 0.160		
LAP	SECTOR 1	SECTOR 2	LAP TIME	MPH	DIFF	TIME OF DAY
1 -		20.581	56.652	76.75	7.270	16:00:01.816
2 -	30.166	19.958	50.124	86.75	0.742	16:00:51.940
3 -	29.785	19.717	49.502 (2)	87.84	0.120	16:01:41.442
4 -	29.563	19.819	49.382 (1)	88.06		16:02:30.824
5 -	29.524	20.140	49.664 (3)	87.56	0.282	16:03:20.488
6 -	29.527	20.255	49.782	87.35	0.400	16:04:10.270
7 -	29.505	20.761	50.266	86.51	0.884	16:05:00.536

P27 98 C		Lee ELLIS		Yamaha R6 - Steve Jordan Motorcycles		
IDEAL LAP TIME : 50.636		BEST LAP TIME : 50.636		DIFFERENCE : 0.000		
LAP	SECTOR 1	SECTOR 2	LAP TIME	MPH	DIFF	TIME OF DAY
1 -		20.816	1:00.187	72.25	9.551	16:00:05.351
2 -	31.538	20.459	51.997	83.63	1.361	16:00:57.348
3 -	31.091	20.332	51.423	84.56	0.787	16:01:48.771
4 -	31.287	20.400	51.687	84.13	1.051	16:02:40.458
5 -	30.830	20.454	51.284 (3)	84.79	0.648	16:03:31.742
6 -	30.913	20.257	51.170 (2)	84.98	0.534	16:04:22.912
7 -	30.417	20.219	50.636 (1)	85.87		16:05:13.548

P28 8 C		Dave SAUNDERS		Honda CBR600 -		
IDEAL LAP TIME : 54.035		BEST LAP TIME : 54.035		DIFFERENCE : 0.000		
LAP	SECTOR 1	SECTOR 2	LAP TIME	MPH	DIFF	TIME OF DAY
1 -		21.944	1:03.639	68.33	9.604	16:00:08.803
2 -	33.846	21.816	55.662 (2)	78.12	1.627	16:01:04.465
3 -	32.729	21.306	54.035 (1)	80.47		16:01:58.500

P29 111		Ryan FOLKES		Triumph DAYTONA 675 - Carl Harrison Motorcyle Services		
IDEAL LAP TIME : 51.180		BEST LAP TIME : 51.180		DIFFERENCE : 0.000		
LAP	SECTOR 1	SECTOR 2	LAP TIME	MPH	DIFF	TIME OF DAY
1 -		20.430	57.796	75.23	6.616	16:00:02.960
2 -	30.798	20.382	51.180 (1)	84.96		16:00:54.140

BMCRC - MRO Championships 2019 - Rnd 9 @ Brands Hatch Indy

Team Respro MRO 600 inc MSS Performance Clubman 600

RACE 12 - BEST SECTORS

SECTOR 1			SECTOR 2			IDEAL / BEST COMPARISON						
POS	NO	NAME	TIME	NO	NAME	TIME	POS	NO	NAME	IDEAL	BEST	DIFF
									PERFECT LAP	48.745		
1	14	BURRAGE	29.249	121	SYMONDS	19.496	1	14	BURRAGE	48.818	48.863	0.045
2	86	KELMAN	29.303	173	DRAPER	19.504	2	121	SYMONDS	48.857	48.892	0.035
3	56	MILLS	29.341	14	BURRAGE	19.569	3	56	MILLS	48.950	49.002	0.052
4	121	SYMONDS	29.361	56	MILLS	19.609	4	173	DRAPER	48.996	49.017	0.021
5	173	DRAPER	29.492	44	PLATTON	19.717	5	44	PLATTON	49.222	49.382	0.160
6	44	PLATTON	29.505	21	WHITCHER	19.745	6	86	KELMAN	49.235	49.324	0.089
7	21	WHITCHER	29.551	188	KRAWIECKI	19.890	7	21	WHITCHER	49.296	49.361	0.065
8	12	BLOCH	30.035	86	KELMAN	19.932	8	188	KRAWIECKI	49.947	50.048	0.101
9	912	WHITE	30.054	288	REYNOLDS	20.075	9	912	WHITE	50.130	50.198	0.068
10	188	KRAWIECKI	30.057	912	WHITE	20.076	10	12	BLOCH	50.294	50.294	0.000
11	43	CLARK	30.150	34	GILBERT	20.076	11	288	REYNOLDS	50.394	50.451	0.057
12	288	REYNOLDS	30.319	29	STONE	20.125	12	43	CLARK	50.416	50.427	0.011
13	98	ELLIS	30.417	98	ELLIS	20.219	13	29	STONE	50.550	50.571	0.021
14	29	STONE	30.425	16	VAUGHAN	20.236	14	34	GILBERT	50.597	50.608	0.011
15	34	GILBERT	30.521	12	BLOCH	20.259	15	98	ELLIS	50.636	50.636	0.000
16	40	SHELVEY	30.531	43	CLARK	20.266	16	40	SHELVEY	50.874	50.906	0.032
17	111	FOLKES	30.798	40	SHELVEY	20.343	17	111	FOLKES	51.180	51.180	0.000
18	888	WOOD	31.005	888	WOOD	20.355	18	16	VAUGHAN	51.251	51.419	0.168
19	16	VAUGHAN	31.015	519	TELGER	20.379	19	888	WOOD	51.360	51.426	0.066
20	519	TELGER	31.126	111	FOLKES	20.382	20	519	TELGER	51.505	51.552	0.047
21	3	LAMBDEN	31.327	3	LAMBDEN	20.642	21	3	LAMBDEN	51.969	52.111	0.142
22	185	HORNE	31.624	185	HORNE	20.726	22	185	HORNE	52.350	52.556	0.206
23	83	SKEELS-PIGGINS	31.650	2	TRUNDLE	20.955	23	83	SKEELS-PIGGINS	52.689	52.792	0.103
24	464	STONEMAN	31.772	464	STONEMAN	21.017	24	464	STONEMAN	52.789	52.847	0.058
25	2	TRUNDLE	31.918	83	SKEELS-PIGGINS	21.039	25	2	TRUNDLE	52.873	53.013	0.140
26	33	MCMANAMON	32.591	8	SAUNDERS	21.306	26	8	SAUNDERS	54.035	54.035	0.000
27	8	SAUNDERS	32.729	103	DUNCAN	21.445	27	33	MCMANAMON	54.232	54.754	0.522
28	103	DUNCAN	33.510	33	MCMANAMON	21.641	28	103	DUNCAN	54.955	54.955	0.000
29							29	17	GILL		50.616	

Weather / Track : Cloudy / Dry

Results can be found at www.tsl-timing.com

Brands Hatch Indy
Circuit Length = 1.2079 miles
Start: 15:59 Flag 16:07 End: 16:09

Printed - 16:15 Saturday, 05 October 2019

BMCRC - MRO Championships 2019 - Rnd 9 @ Brands Hatch Indy

Team Respro MRO 600 inc MSS Performance Clubman 600

RACE 12 - STATISTICS

Competitors Started 29
Planned Start 2019-10-05 @ 15:50:00.000
Actual Start 2019-10-05 @ 15:59:05.163
Finish Time 2019-10-05 @ 16:07:23.147
Track Length 1.2079mi.
Total Laps 267
Total Distance Covered 322.5214mi.

Session Fastest Lap History

NO	CL	NAME	LAP TIME	TIME OF DAY	LAP	VEHICLE
14		Chris BURRAGE	49.624	16:00:50.347	2	Yamaha R6
14		Chris BURRAGE	49.121	16:01:39.468	3	Yamaha R6
121		Max SYMONDS	49.092	16:01:39.847	3	Kawasaki ZX6
14		Chris BURRAGE	48.956	16:04:56.163	7	Yamaha R6
121		Max SYMONDS	48.939	16:05:45.533	8	Kawasaki ZX6
121		Max SYMONDS	48.892	16:06:34.403	9	Kawasaki ZX6
14		Chris BURRAGE	48.863	16:07:23.154	10	Yamaha R6

Session Leader History

NO	CL	NAME	FROM LAP	LAPS LED	DISTANCE	VEHICLE
14		Chris BURRAGE	1	10	12.07 miles	Yamaha R6

Flag History

TYPE	TIME OF DAY
GREEN	15:59:05.163
FINISH	16:07:23.147

Flag Statistics

TYPE	COUNT	TOTAL LAPS	TOTAL TIME
Green	1	10	10:28.307
Red	0	0	0.000
Safety Car	0	0	0.000
FCY	0	0	0.000

Weather / Track : Cloudy / Dry

These results are provisional until the conclusion of any judicial and technical matters.

Brands Hatch Indy
Circuit Length = 1.2079 miles
Start: 15:59 Flag 16:07 End: 16:09

Clerk Of Course :		Timekeeper :
-------------------	--	--------------

BMCRC - MRO Championships 2019 - Rnd 9 @ Brands Hatch Indy

Team Respro MRO 600 inc MSS Performance Clubman 600

RACE 12 - STATISTICS

CLASS :

16 Starters

Fastest Lap History

NO	NAME	LAP TIME	TIME OF DAY	LAP	VEHICLE
14	Chris BURRAGE	49.624	16:00:50.347	2	Yamaha R6
14	Chris BURRAGE	49.121	16:01:39.468	3	Yamaha R6
121	Max SYMONDS	49.092	16:01:39.847	3	Kawasaki ZX6
14	Chris BURRAGE	48.956	16:04:56.163	7	Yamaha R6
121	Max SYMONDS	48.939	16:05:45.533	8	Kawasaki ZX6
121	Max SYMONDS	48.892	16:06:34.403	9	Kawasaki ZX6
14	Chris BURRAGE	48.863	16:07:23.154	10	Yamaha R6

Leader History

NO	NAME	FROM LAP	LAPS LED	DISTANCE	VEHICLE
14	Chris BURRAGE	1	10	12.07 miles	Yamaha R6

Weather / Track : Cloudy / Dry

These results are provisional until the conclusion of any judicial and technical matters.

Brands Hatch Indy

Circuit Length = 1.2079 miles

Start: 15:59 Flag 16:07 End: 16:09

Clerk Of Course :

Timekeeper :

BMCRC - MRO Championships 2019 - Rnd 9 @ Brands Hatch Indy

Team Respro MRO 600 inc MSS Performance Clubman 600

RACE 12 - STATISTICS

CLASS : C

13 Starters

Fastest Lap History

NO	NAME	LAP TIME	TIME OF DAY	LAP	VEHICLE
912	Michael WHITE	50.582	16:00:53.052	2	Yamaha R6
21	Nick WHITCHER	50.058	16:00:53.161	2	Yamaha R6
21	Nick WHITCHER	49.361	16:01:42.531	3	Yamaha R6

Leader History

NO	NAME	FROM LAP	LAPS LED	DISTANCE	VEHICLE
21	Nick WHITCHER	1	10	12.07 miles	Yamaha R6

Weather / Track : Cloudy / Dry

These results are provisional until the conclusion of any judicial and technical matters.

Brands Hatch Indy

Circuit Length = 1.2079 miles

Start: 15:59 Flag 16:07 End: 16:09

Clerk Of Course :

Timekeeper :

RACE 2 - GRID (12 Laps)

ROW 12				34	52.792	83	Talan SKEELS-PIGGINS						
ROW 11		33	624	Matthew FEDRICK	32	421	Stuart RAYNER	31	138	Mike LONG			
ROW 10	30	82	Andrew SMITH	29	60	Jack YOUNGE	28	54.955	103	Richard DUNCAN			
ROW 9		27	54.754	33	Phillip MCMANAMON	26	54.035	8	Dave SAUNDERS	25	53.013	2	Toby TRUNDLE
ROW 8	24	52.847	464	Luke STONEMAN	23	52.556	185	Steven HORNE	22	52.111	3	Joey LAMBDEN	
ROW 7		21	51.552	519	Eric TELGER	20	51.426	888	Hayden WOOD	19	51.419	16	Tom VAUGHAN
ROW 6	18	51.180	111	Ryan FOLKES	17	50.906	40	David SHELVEY	16	50.636	98	Lee ELLIS	
ROW 5		15	50.616	17	Andy GILL	14	50.608	34	Don GILBERT	13	50.571	29	Charlie STONE
ROW 4	12	50.451	288	Toby REYNOLDS	11	50.427	43	Jon CLARK	10	50.294	12	Cedric BLOCH	
ROW 3		9	50.198	912	Michael WHITE	8	50.048	188	Dawid KRAWIECKI	7	49.382	44	Hayden PLATTON
ROW 2	6	49.361	21	Nick WHITCHER	5	49.324	86	Jamie KELMAN	4	49.017	173	Stephen DRAPER	
ROW 1		3	49.002	56	Michael MILLS	2	48.892	121	Max SYMONDS	1	48.863	14	Chris BURRAGE
													Pole

Brands Hatch Indy
Circuit Length = 1.2079 miles

These results are provisional until the conclusion of any judicial and technical matters.

Clerk Of Course :	Steward :	Timekeeper :
-------------------	-----------	--------------

Results can be found at www.tsl-timing.com

Printed - 16:14 Saturday, 05 October 2019



RACE 2 - CLASSIFICATION

POS	NO	CL	PIC NAME	ENTRY	LAPS	TIME	GAP	DIFF	MPH	BEST	ON
1	121		1 Max SYMONDS	Kawasaki ZX6 - J&C Symonds LTD	8	7:31.058			77.12	55.037	6
2	56		2 Michael MILLS	Yamaha R6 - A51 Racing	8	7:32.223	1.165	1.165	76.92	55.345	7
3	173		3 Stephen DRAPER	Yamaha R6 -	8	7:38.128	7.070	5.905	75.93	56.165	8
4	12	C	1 Cedric BLOCH	Kawasaki ZX6R - Brigit's Group & SDC Performance	8	7:39.549	8.491	1.421	75.70	55.761	3
5	14		4 Chris BURRAGE	Yamaha R6 - Seton tuning	8	7:42.747	11.689	3.198	75.17	56.195	6
6	43	C	2 Jon CLARK	Triumph 675R - RJC Motor Services	8	7:45.401	14.343	2.654	74.75	56.657	3
7	86		5 Jamie KELMAN	Triumph DAYTONA 675 - Phased Out Racing /TSR	8	7:45.529	14.471	0.128	74.72	57.072	7
8	21	C	3 Nick WHITCHER	Yamaha R6 -	8	7:46.927	15.869	1.398	74.50	56.633	8
9	188	C	4 Dawid KRAWIECKI	Yamaha R6 - Code Blue LTD & D A East Electrical	8	7:47.262	16.204	0.335	74.45	56.692	8
10	40		6 David SHELVEY	Suzuki GSXR 600 K1 - ymark.com	8	7:47.330	16.272	0.068	74.44	56.564	8
11	34		7 Don GILBERT	Kawasaki ZX6R -	8	7:48.101	17.043	0.771	74.31	56.956	4
12	888		8 Hayden WOOD	Yamaha R6 -	8	7:51.482	20.424	3.381	73.78	57.257	6
13	29	C	5 Charlie STONE	Kawasaki ZX6R - Loveday auto repairs	8	7:51.631	20.573	0.149	73.76	56.863	6
14	111		9 Ryan FOLKES	Triumph DAYTONA 675 - Carl Harrison Motorcyle S	8	7:59.366	28.308	7.735	72.57	57.427	7
15	912	C	6 Michael WHITE	Yamaha R6 - Race Lab Suspension	8	7:59.464	28.406	0.098	72.55	58.197	2
16	288	C	7 Toby REYNOLDS	Honda CBR600 -	8	8:07.942	36.884	8.478	71.29	58.080	3
17	98	C	8 Lee ELLIS	Yamaha R6 - Steve Jordan Motorcycles	8	8:09.251	38.193	1.309	71.10	58.497	6
18	3		10 Joey LAMBDEN	Yamaha R6 -	8	8:09.281	38.223	0.030	71.10	58.578	7
19	83		11 Talan SKEELS-PIGGINS	Yamaha R6 - Talan Racing	8	8:10.555	39.497	1.274	70.91	58.998	8
20	33	C	9 Phillip MCMANAMON	Honda CBR600 -	8	8:12.867	41.809	2.312	70.58	1:00.002	3
21	2	C	10 Toby TRUNDLE	Triumph DAYTONA 675 - Harris Motorcycles - Harc	8	8:18.365	47.307	5.498	69.80	1:00.352	2
22	138	C	11 Mike LONG	Yamaha R6 - True heroes racing	8	8:24.319	53.261	5.954	68.98	59.875	2
23	464	C	12 Luke STONEMAN	Kawasaki ZX6R -	8	8:28.691	57.633	4.372	68.38	1:00.763	7
24	8	C	13 Dave SAUNDERS	Honda CBR600 -	7	7:31.977	1 Lap	1 Lap	67.34	1:02.157	2
25	103		12 Richard DUNCAN	Yamaha R6 - C forbes flooring	7	7:32.046	1 Lap	0.069	67.33	1:02.519	5

FASTEST LAP

121		Max SYMONDS	Kawasaki ZX6 - J&C Symonds LTD	6	55.037	79.01 mph	127.15 kph
12	C	Cedric BLOCH	Kawasaki ZX6R - Brigit's Group & SDC Performance	3	55.761	77.98 mph	125.50 kph

Class - 92.5% of Race Speed = 71.33 mph
 Class C - 92.5% of Race Speed = 70.02 mph

Weather / Track : Cloudy / Wet

These results are provisional until the conclusion of any judicial and technical matters.

Brands Hatch Indy

Circuit Length = 1.2079 miles

Start: 11:00 Flag 11:08 End: 11:09

Clerk Of Course :	Steward :	Timekeeper :
-------------------	-----------	--------------

Results can be found at www.tsl-timing.com

Printed - 11:10 Sunday, 06 October 2019



BMCRC - MRO Championships 2019 - Rnd 9 @ Brands Hatch Indy

Team Respro MRO 600 inc MSS Performance Clubman 600

RACE 2 - LAP CHART

LAP 1 @ 11:01:59.967		
NO	BEHIND	LAP TIME

121		1:02.113
14	0.189	1:02.302
56	0.477	1:02.590
173	0.594	1:02.707
86	1.815	1:03.928
21	2.000	1:04.113
188	2.060	1:04.173
12	2.187	1:04.300
912	3.131	1:05.244
34	3.362	1:05.475
43	3.544	1:05.657
40	3.674	1:05.787
288	4.676	1:06.789
29	5.541	1:07.654
888	5.765	1:07.878
111	6.199	1:08.312
98	6.439	1:08.552
2	6.735	1:08.848
33	7.826	1:09.939
3	8.384	1:10.497
8	9.736	1:11.849
83	9.852	1:11.965
464	11.729	1:13.842
138	11.805	1:13.918
103	12.315	1:14.428

LAP 2 @ 11:02:56.105		
NO	BEHIND	LAP TIME

121		56.138
56	0.169	55.830
173	1.459	57.003
14	2.810	58.759
86	2.835	57.158
21	3.077	57.215
12	3.144	57.095
188	3.897	57.975
912	5.190	58.197
43	5.341	57.935
34	5.440	58.216
40	5.592	58.056
288	6.827	58.289
888	7.676	58.049
29	8.624	59.221
111	10.149	1:00.088
2	10.949	1:00.352
98	11.258	1:00.957
33	11.732	1:00.044
3	12.587	1:00.341
83	13.755	1:00.041
138	15.542	59.875
8	15.755	1:02.157
464	19.509	1:03.918
103	19.805	1:03.628

LAP 3 @ 11:03:51.585		
NO	BEHIND	LAP TIME

121		55.480
56	0.542	55.853
173	2.197	56.218
12	3.425	55.761
86	4.667	57.312

14	4.775	57.445
21	5.489	57.892
188	5.822	57.405
43	6.518	56.657
34	7.527	57.567
40	8.464	58.352
912	8.750	59.040
288	9.427	58.080
888	10.112	57.916
29	11.119	57.975
111	13.686	59.017
33	16.254	1:00.002
2	16.342	1:00.873
98	16.529	1:00.751
3	17.006	59.899
83	19.238	1:00.963
138	22.914	1:02.852
8	24.671	1:04.396
464	27.237	1:03.208
103	27.761	1:03.436

LAP 4 @ 11:04:46.813		
NO	BEHIND	LAP TIME

121		55.228
56	0.988	55.674
173	3.523	56.554
12	4.674	56.477
86	6.939	57.500
14	7.129	57.582
21	8.325	58.064
43	8.375	57.085
188	8.704	58.110
34	9.255	56.956
40	9.957	56.721
912	11.978	58.456
888	12.444	57.560
29	13.297	57.406
288	14.854	1:00.655
111	16.908	58.450
33	21.064	1:00.038
3	23.132	1:01.354
98	23.367	1:02.066
2	23.795	1:02.681
83	24.058	1:00.048
138	28.663	1:00.977
8	33.693	1:04.250
464	34.447	1:02.438
103	35.058	1:02.525

LAP 5 @ 11:05:42.087		
NO	BEHIND	LAP TIME

121		55.274
56	1.464	55.750
173	5.001	56.752
12	5.785	56.385
14	9.163	57.308
86	9.231	57.566
43	9.836	56.735
21	10.450	57.399
188	10.890	57.460
34	11.033	57.052
40	12.838	58.155
888	14.743	57.573
912	15.618	58.914

29	15.747	57.724
111	20.851	59.217
288	21.369	1:01.789
33	26.919	1:01.129
3	27.912	1:00.054
98	27.938	59.845
83	28.812	1:00.028
2	30.819	1:02.298
138	33.718	1:00.329
464	41.041	1:01.868
8	42.092	1:03.673
103	42.303	1:02.519

LAP 6 @ 11:06:37.124		
NO	BEHIND	LAP TIME

121		55.037
56	1.851	55.424
173	6.288	56.324
12	7.273	56.525
14	10.321	56.195
86	11.649	57.455
43	11.769	56.970
21	13.345	57.932
188	13.653	57.800
34	13.831	57.835
40	14.568	56.767
888	16.963	57.257
29	17.573	56.863
912	19.851	59.270
111	23.680	57.866
288	28.077	1:01.745
98	31.398	58.497
33	32.274	1:00.392
3	32.536	59.661
83	33.276	59.501
2	37.522	1:01.740
138	40.533	1:01.852
464	47.748	1:01.744
103	49.812	1:02.546
8	49.867	1:02.812

LAP 7 @ 11:07:32.336		
NO	BEHIND	LAP TIME

121		55.212
56	1.984	55.345
173	7.481	56.405
12	8.280	56.219
14	11.691	56.582
86	13.509	57.072
43	13.595	57.038
21	15.812	57.679
188	16.088	57.647
34	16.274	57.655
40	16.284	56.928
888	19.302	57.551
29	19.539	57.178
912	24.840	1:00.201
111	25.895	57.427
288	33.056	1:00.191
98	34.791	58.605
3	35.902	58.578
83	37.075	59.011
33	37.414	1:00.352
2	43.224	1:00.914

LAP 8 @ 11:08:28.912		
NO	BEHIND	LAP TIME

121		56.576
8	1 Lap	1:02.840
103	1 Lap	1:02.964
56	1.165	55.757
173	7.070	56.165
12	8.491	56.787
14	11.689	56.574
43	14.343	57.324
86	14.471	57.538
21	15.869	56.633
188	16.204	56.692
40	16.272	56.564
34	17.043	57.345
888	20.424	57.698
29	20.573	57.610
111	28.308	58.989
912	28.406	1:00.142
288	36.884	1:00.404
98	38.193	59.978
3	38.223	58.897
83	39.497	58.998
33	41.809	1:00.971
2	47.307	1:00.659
138	53.261	1:02.983
464	57.633	1:00.910

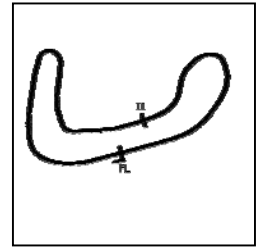
Weather / Track : Cloudy / Wet

Brands Hatch Indy
 Circuit Length = 1.2079 miles
 Start: 11:00 Flag 11:08 End: 11:09

BMCRC - MRO Championships 2019 - Rnd 9 @ Brands Hatch Indy

Team Respro MRO 600 inc MSS Performance Clubman 600

RACE 2 - SECTOR ANALYSIS



SECTOR 1 = FL to I1, SECTOR 2 = I1 to FL, DIFF = Difference To Personal Best Lap, P = Crossed Finish Line in Pit Lane, D = Time Disallowed

P1	121	Max SYMONDS	Kawasaki ZX6 - J&C Symonds LTD			
IDEAL LAP TIME : 55.037		BEST LAP TIME : 55.037	DIFFERENCE : 0.000			

LAP	SECTOR 1	SECTOR 2	LAP TIME	MPH	DIFF	TIME OF DAY
1 -		22.685	1:02.113	70.01	7.076	11:01:59.967
2 -	33.911	22.227	56.138	77.46	1.101	11:02:56.105
3 -	33.401	22.079	55.480	78.38	0.443	11:03:51.585
4 -	33.225	22.003	55.228 (3)	78.73	0.191	11:04:46.813
5 -	33.140	22.134	55.274	78.67	0.237	11:05:42.087
6 -	33.061	21.976	55.037 (1)	79.01		11:06:37.124
7 -	33.191	22.021	55.212 (2)	78.76	0.175	11:07:32.336
8 -	33.490	23.086	56.576	76.86	1.539	11:08:28.912

P2	56	Michael MILLS	Yamaha R6 - A51 Racing			
IDEAL LAP TIME : 55.220		BEST LAP TIME : 55.345	DIFFERENCE : 0.125			

LAP	SECTOR 1	SECTOR 2	LAP TIME	MPH	DIFF	TIME OF DAY
1 -		23.049	1:02.590	69.47	7.245	11:02:00.444
2 -	33.666	22.164	55.830	77.89	0.485	11:02:56.274
3 -	33.639	22.214	55.853	77.85	0.508	11:03:52.127
4 -	33.559	22.115	55.674 (3)	78.10	0.329	11:04:47.801
5 -	33.366	22.384	55.750	78.00	0.405	11:05:43.551
6 -	33.150	22.274	55.424 (2)	78.46	0.079	11:06:38.975
7 -	33.105	22.240	55.345 (1)	78.57		11:07:34.320
8 -	33.352	22.405	55.757	77.99	0.412	11:08:30.077

P3	173	Stephen DRAPER	Yamaha R6 -			
IDEAL LAP TIME : 56.065		BEST LAP TIME : 56.165	DIFFERENCE : 0.100			

LAP	SECTOR 1	SECTOR 2	LAP TIME	MPH	DIFF	TIME OF DAY
1 -		22.985	1:02.707	69.34	6.542	11:02:00.561
2 -	34.576	22.427	57.003	76.28	0.838	11:02:57.564
3 -	33.668	22.550	56.218 (2)	77.35	0.053	11:03:53.782
4 -	33.812	22.742	56.554	76.89	0.389	11:04:50.336
5 -	34.147	22.605	56.752	76.62	0.587	11:05:47.088
6 -	33.698	22.626	56.324 (3)	77.20	0.159	11:06:43.412
7 -	33.871	22.534	56.405	77.09	0.240	11:07:39.817
8 -	33.638	22.527	56.165 (1)	77.42		11:08:35.982

P4	12 C	Cedric BLOCH	Kawasaki ZX6R - Brigit's Group & SDC Performance			
IDEAL LAP TIME : 55.761		BEST LAP TIME : 55.761	DIFFERENCE : 0.000			

LAP	SECTOR 1	SECTOR 2	LAP TIME	MPH	DIFF	TIME OF DAY
1 -		22.888	1:04.300	67.62	8.539	11:02:02.154
2 -	34.200	22.895	57.095	76.16	1.334	11:02:59.249
3 -	33.403	22.358	55.761 (1)	77.98		11:03:55.010
4 -	33.771	22.706	56.477	76.99	0.716	11:04:51.487
5 -	33.941	22.444	56.385 (3)	77.12	0.624	11:05:47.872
6 -	33.756	22.769	56.525	76.93	0.764	11:06:44.397
7 -	33.606	22.613	56.219 (2)	77.35	0.458	11:07:40.616
8 -	33.793	22.994	56.787	76.57	1.026	11:08:37.403

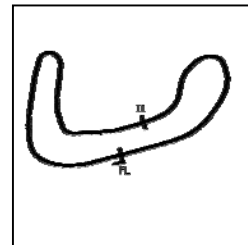
Weather / Track : Cloudy / Wet

Brands Hatch Indy
Circuit Length = 1.2079 miles
Start: 11:00 Flag 11:08 End: 11:09

BMCRC - MRO Championships 2019 - Rnd 9 @ Brands Hatch Indy

Team Respro MRO 600 inc MSS Performance Clubman 600

RACE 2 - SECTOR ANALYSIS



SECTOR 1 = FL to I1, SECTOR 2 = I1 to FL, DIFF = Difference To Personal Best Lap, P = Crossed Finish Line in Pit Lane, D = Time Disallowed

P5 14		Chris BURRAGE		Yamaha R6 - Seton tuning		
IDEAL LAP TIME : 56.195		BEST LAP TIME : 56.195		DIFFERENCE : 0.000		
LAP	SECTOR 1	SECTOR 2	LAP TIME	MPH	DIFF	TIME OF DAY
1 -		22.902	1:02.302	69.79	6.107	11:02:00.156
2 -	35.776	22.983	58.759	74.00	2.564	11:02:58.915
3 -	34.823	22.622	57.445	75.70	1.250	11:03:56.360
4 -	34.841	22.741	57.582	75.52	1.387	11:04:53.942
5 -	34.822	22.486	57.308	75.88	1.113	11:05:51.250
6 -	33.913	22.282	56.195 (1)	77.38		11:06:47.445
7 -	34.208	22.374	56.582 (3)	76.85	0.387	11:07:44.027
8 -	34.054	22.520	56.574 (2)	76.86	0.379	11:08:40.601

P6 43 C		Jon CLARK		Triumph 675R - RJC Motor Services		
IDEAL LAP TIME : 56.088		BEST LAP TIME : 56.657		DIFFERENCE : 0.569		
LAP	SECTOR 1	SECTOR 2	LAP TIME	MPH	DIFF	TIME OF DAY
1 -		23.525	1:05.657	66.23	9.000	11:02:03.511
2 -	35.155	22.780	57.935	75.06	1.278	11:03:01.446
3 -	34.316	22.341	56.657 (1)	76.75		11:03:58.103
4 -	34.260	22.825	57.085	76.17	0.428	11:04:55.188
5 -	33.747	22.988	56.735 (2)	76.64	0.078	11:05:51.923
6 -	34.147	22.823	56.970 (3)	76.33	0.313	11:06:48.893
7 -	34.246	22.792	57.038	76.24	0.381	11:07:45.931
8 -	34.522	22.802	57.324	75.86	0.667	11:08:43.255

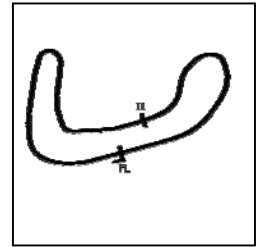
P7 86		Jamie KELMAN		Triumph DAYTONA 675 - Phased Out Racing /TSR vapour blas		
IDEAL LAP TIME : 57.072		BEST LAP TIME : 57.072		DIFFERENCE : 0.000		
LAP	SECTOR 1	SECTOR 2	LAP TIME	MPH	DIFF	TIME OF DAY
1 -		24.035	1:03.928	68.02	6.856	11:02:01.782
2 -	34.072	23.086	57.158 (2)	76.08	0.086	11:02:58.940
3 -	34.138	23.174	57.312 (3)	75.87	0.240	11:03:56.252
4 -	34.123	23.377	57.500	75.62	0.428	11:04:53.752
5 -	34.177	23.389	57.566	75.54	0.494	11:05:51.318
6 -	34.314	23.141	57.455	75.68	0.383	11:06:48.773
7 -	34.010	23.062	57.072 (1)	76.19		11:07:45.845
8 -	34.357	23.181	57.538	75.57	0.466	11:08:43.383

P8 21 C		Nick WHITCHER		Yamaha R6 -		
IDEAL LAP TIME : 56.633		BEST LAP TIME : 56.633		DIFFERENCE : 0.000		
LAP	SECTOR 1	SECTOR 2	LAP TIME	MPH	DIFF	TIME OF DAY
1 -		23.297	1:04.113	67.82	7.480	11:02:01.967
2 -	34.310	22.905	57.215 (2)	76.00	0.582	11:02:59.182
3 -	34.806	23.086	57.892	75.11	1.259	11:03:57.074
4 -	34.749	23.315	58.064	74.89	1.431	11:04:55.138
5 -	34.485	22.914	57.399 (3)	75.76	0.766	11:05:52.537
6 -	34.777	23.155	57.932	75.06	1.299	11:06:50.469
7 -	34.537	23.142	57.679	75.39	1.046	11:07:48.148
8 -	34.119	22.514	56.633 (1)	76.78		11:08:44.781

BMCRC - MRO Championships 2019 - Rnd 9 @ Brands Hatch Indy

Team Respro MRO 600 inc MSS Performance Clubman 600

RACE 2 - SECTOR ANALYSIS



SECTOR 1 = FL to I1, SECTOR 2 = I1 to FL, DIFF = Difference To Personal Best Lap, P = Crossed Finish Line in Pit Lane, D = Time Disallowed

P9	188 C	Dawid KRAWIECKI	Yamaha R6 - Code Blue LTD & D A East Electrical			
IDEAL LAP TIME : 56.692		BEST LAP TIME : 56.692	DIFFERENCE : 0.000			

LAP	SECTOR 1	SECTOR 2	LAP TIME	MPH	DIFF	TIME OF DAY
1 -		23.541	1:04.173	67.76	7.481	11:02:02.027
2 -	35.023	22.952	57.975	75.00	1.283	11:03:00.002
3 -	34.455	22.950	57.405 (2)	75.75	0.713	11:03:57.407
4 -	34.782	23.328	58.110	74.83	1.418	11:04:55.517
5 -	34.374	23.086	57.460 (3)	75.68	0.768	11:05:52.977
6 -	34.684	23.116	57.800	75.23	1.108	11:06:50.777
7 -	34.548	23.099	57.647	75.43	0.955	11:07:48.424
8 -	34.097	22.595	56.692 (1)	76.70		11:08:45.116

P10	40	David SHELVEY	Suzuki GSXR 600 K1 - ymark.com			
IDEAL LAP TIME : 56.493		BEST LAP TIME : 56.564	DIFFERENCE : 0.071			

LAP	SECTOR 1	SECTOR 2	LAP TIME	MPH	DIFF	TIME OF DAY
1 -		23.323	1:05.787	66.10	9.223	11:02:03.641
2 -	35.406	22.650	58.056	74.90	1.492	11:03:01.697
3 -	35.373	22.979	58.352	74.52	1.788	11:04:00.049
4 -	34.283	22.438	56.721 (2)	76.66	0.157	11:04:56.770
5 -	35.088	23.067	58.155	74.77	1.591	11:05:54.925
6 -	34.460	22.307	56.767 (3)	76.60	0.203	11:06:51.692
7 -	34.390	22.538	56.928	76.38	0.364	11:07:48.620
8 -	34.354	22.210	56.564 (1)	76.87		11:08:45.184

P11	34	Don GILBERT	Kawasaki ZX6R -			
IDEAL LAP TIME : 56.843		BEST LAP TIME : 56.956	DIFFERENCE : 0.113			

LAP	SECTOR 1	SECTOR 2	LAP TIME	MPH	DIFF	TIME OF DAY
1 -		23.455	1:05.475	66.41	8.519	11:02:03.329
2 -	35.174	23.042	58.216	74.69	1.260	11:03:01.545
3 -	34.804	22.763	57.567	75.53	0.611	11:03:59.112
4 -	34.499	22.457	56.956 (1)	76.35		11:04:56.068
5 -	34.386	22.666	57.052 (2)	76.22	0.096	11:05:53.120
6 -	35.160	22.675	57.835	75.18	0.879	11:06:50.955
7 -	34.798	22.857	57.655	75.42	0.699	11:07:48.610
8 -	34.674	22.671	57.345 (3)	75.83	0.389	11:08:45.955

P12	888	Hayden WOOD	Yamaha R6 -			
IDEAL LAP TIME : 57.216		BEST LAP TIME : 57.257	DIFFERENCE : 0.041			

LAP	SECTOR 1	SECTOR 2	LAP TIME	MPH	DIFF	TIME OF DAY
1 -		23.426	1:07.878	64.06	10.621	11:02:05.732
2 -	35.093	22.956	58.049	74.91	0.792	11:03:03.781
3 -	34.729	23.187	57.916	75.08	0.659	11:04:01.697
4 -	34.722	22.838	57.560 (3)	75.54	0.303	11:04:59.257
5 -	34.656	22.917	57.573	75.53	0.316	11:05:56.830
6 -	34.444	22.813	57.257 (1)	75.94		11:06:54.087
7 -	34.403	23.148	57.551 (2)	75.56	0.294	11:07:51.638
8 -	34.580	23.118	57.698	75.36	0.441	11:08:49.336

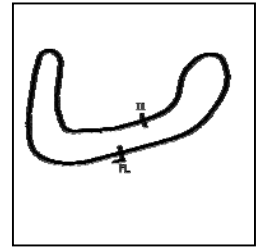
Weather / Track : Cloudy / Wet

Brands Hatch Indy
Circuit Length = 1.2079 miles
Start: 11:00 Flag 11:08 End: 11:09

BMCRC - MRO Championships 2019 - Rnd 9 @ Brands Hatch Indy

Team Respro MRO 600 inc MSS Performance Clubman 600

RACE 2 - SECTOR ANALYSIS



SECTOR 1 = FL to I1, SECTOR 2 = I1 to FL, DIFF = Difference To Personal Best Lap, P = Crossed Finish Line in Pit Lane, D = Time Disallowed

P13	29 C	Charlie STONE	Kawasaki ZX6R - Loveday auto repairs			
IDEAL LAP TIME : 56.654		BEST LAP TIME : 56.863	DIFFERENCE : 0.209			

LAP	SECTOR 1	SECTOR 2	LAP TIME	MPH	DIFF	TIME OF DAY
1 -		23.783	1:07.654	64.27	10.791	11:02:05.508
2 -	36.207	23.014	59.221	73.43	2.358	11:03:04.729
3 -	35.221	22.754	57.975	75.00	1.112	11:04:02.704
4 -	34.791	22.615	57.406 (3)	75.75	0.543	11:05:00.110
5 -	34.662	23.062	57.724	75.33	0.861	11:05:57.834
6 -	34.458	22.405	56.863 (1)	76.47		11:06:54.697
7 -	34.249	22.929	57.178 (2)	76.05	0.315	11:07:51.875
8 -	34.767	22.843	57.610	75.48	0.747	11:08:49.485

P14	111	Ryan FOLKES	Triumph DAYTONA 675 - Carl Harrison Motorcyle Services			
IDEAL LAP TIME : 57.427		BEST LAP TIME : 57.427	DIFFERENCE : 0.000			

LAP	SECTOR 1	SECTOR 2	LAP TIME	MPH	DIFF	TIME OF DAY
1 -		24.211	1:08.312	63.65	10.885	11:02:06.166
2 -	36.628	23.460	1:00.088	72.37	2.661	11:03:06.254
3 -	35.604	23.413	59.017	73.68	1.590	11:04:05.271
4 -	35.313	23.137	58.450 (3)	74.39	1.023	11:05:03.721
5 -	35.570	23.647	59.217	73.43	1.790	11:06:02.938
6 -	34.811	23.055	57.866 (2)	75.14	0.439	11:07:00.804
7 -	34.583	22.844	57.427 (1)	75.72		11:07:58.231
8 -	35.707	23.282	58.989	73.71	1.562	11:08:57.220

P15	912 C	Michael WHITE	Yamaha R6 - Race Lab Suspension			
IDEAL LAP TIME : 58.171		BEST LAP TIME : 58.197	DIFFERENCE : 0.026			

LAP	SECTOR 1	SECTOR 2	LAP TIME	MPH	DIFF	TIME OF DAY
1 -		23.351	1:05.244	66.65	7.047	11:02:03.098
2 -	35.190	23.007	58.197 (1)	74.72		11:03:01.295
3 -	35.560	23.480	59.040	73.65	0.843	11:04:00.335
4 -	35.164	23.292	58.456 (2)	74.39	0.259	11:04:58.791
5 -	35.385	23.529	58.914 (3)	73.81	0.717	11:05:57.705
6 -	35.689	23.581	59.270	73.36	1.073	11:06:56.975
7 -	36.367	23.834	1:00.201	72.23	2.004	11:07:57.176
8 -	36.520	23.622	1:00.142	72.30	1.945	11:08:57.318

P16	288 C	Toby REYNOLDS	Honda CBR600 -			
IDEAL LAP TIME : 57.954		BEST LAP TIME : 58.080	DIFFERENCE : 0.126			

LAP	SECTOR 1	SECTOR 2	LAP TIME	MPH	DIFF	TIME OF DAY
1 -		23.296	1:06.789	65.10	8.709	11:02:04.643
2 -	35.569	22.720	58.289 (2)	74.60	0.209	11:03:02.932
3 -	35.234	22.846	58.080 (1)	74.87		11:04:01.012
4 -	35.430	25.225	1:00.655	71.69	2.575	11:05:01.667
5 -	37.434	24.355	1:01.789	70.37	3.709	11:06:03.456
6 -	37.097	24.648	1:01.745	70.42	3.665	11:07:05.201
7 -	36.401	23.790	1:00.191 (3)	72.24	2.111	11:08:05.392
8 -	36.394	24.010	1:00.404	71.99	2.324	11:09:05.796

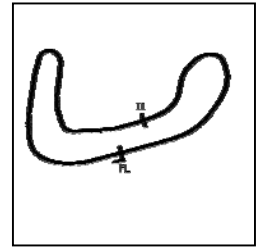
Weather / Track : Cloudy / Wet

Brands Hatch Indy
Circuit Length = 1.2079 miles
Start: 11:00 Flag 11:08 End: 11:09

BMCRC - MRO Championships 2019 - Rnd 9 @ Brands Hatch Indy

Team Respro MRO 600 inc MSS Performance Clubman 600

RACE 2 - SECTOR ANALYSIS



SECTOR 1 = FL to I1, SECTOR 2 = I1 to FL, DIFF = Difference To Personal Best Lap, P = Crossed Finish Line in Pit Lane, D = Time Disallowed

P17 98 C		Lee ELLIS		Yamaha R6 - Steve Jordan Motorcycles		
IDEAL LAP TIME : 58.468		BEST LAP TIME : 58.497		DIFFERENCE : 0.029		
LAP	SECTOR 1	SECTOR 2	LAP TIME	MPH	DIFF	TIME OF DAY
1 -		23.591	1:08.552	63.43	10.055	11:02:06.406
2 -	37.047	23.910	1:00.957	71.33	2.460	11:03:07.363
3 -	36.761	23.990	1:00.751	71.58	2.254	11:04:08.114
4 -	37.807	24.259	1:02.066	70.06	3.569	11:05:10.180
5 -	36.515	23.330	59.845 (3)	72.66	1.348	11:06:10.025
6 -	35.439	23.058	58.497 (1)	74.33		11:07:08.522
7 -	35.410	23.195	58.605 (2)	74.20	0.108	11:08:07.127
8 -	36.062	23.916	59.978	72.50	1.481	11:09:07.105

P18 3		Joey LAMBDEN		Yamaha R6 -		
IDEAL LAP TIME : 58.333		BEST LAP TIME : 58.578		DIFFERENCE : 0.245		
LAP	SECTOR 1	SECTOR 2	LAP TIME	MPH	DIFF	TIME OF DAY
1 -		24.820	1:10.497	61.68	11.919	11:02:08.351
2 -	35.899	24.442	1:00.341	72.06	1.763	11:03:08.692
3 -	35.833	24.066	59.899	72.59	1.321	11:04:08.591
4 -	37.123	24.231	1:01.354	70.87	2.776	11:05:09.945
5 -	36.556	23.498	1:00.054	72.41	1.476	11:06:09.999
6 -	36.037	23.624	59.661 (3)	72.88	1.083	11:07:09.660
7 -	35.572	23.006	58.578 (1)	74.23		11:08:08.238
8 -	35.327	23.570	58.897 (2)	73.83	0.319	11:09:07.135

P19 83		Talan SKEELS-PIGGINS		Yamaha R6 - Talan Racing		
IDEAL LAP TIME : 58.824		BEST LAP TIME : 58.998		DIFFERENCE : 0.174		
LAP	SECTOR 1	SECTOR 2	LAP TIME	MPH	DIFF	TIME OF DAY
1 -		25.005	1:11.965	60.42	12.967	11:02:09.819
2 -	36.419	23.622	1:00.041	72.42	1.043	11:03:09.860
3 -	37.303	23.660	1:00.963	71.33	1.965	11:04:10.823
4 -	36.048	24.000	1:00.048	72.41	1.050	11:05:10.871
5 -	36.615	23.413	1:00.028	72.44	1.030	11:06:10.899
6 -	36.163	23.338	59.501 (3)	73.08	0.503	11:07:10.400
7 -	35.725	23.286	59.011 (2)	73.69	0.013	11:08:09.411
8 -	35.899	23.099	58.998 (1)	73.70		11:09:08.409

P20 33 C		Phillip MCMANAMON		Honda CBR600 -		
IDEAL LAP TIME : 59.868		BEST LAP TIME : 1:00.002		DIFFERENCE : 0.134		
LAP	SECTOR 1	SECTOR 2	LAP TIME	MPH	DIFF	TIME OF DAY
1 -		24.333	1:09.939	62.17	9.937	11:02:07.793
2 -	35.994	24.050	1:00.044 (3)	72.42	0.042	11:03:07.837
3 -	35.966	24.036	1:00.002 (1)	72.47		11:04:07.839
4 -	36.063	23.975	1:00.038 (2)	72.43	0.036	11:05:07.877
5 -	36.831	24.298	1:01.129	71.13	1.127	11:06:09.006
6 -	36.490	23.902	1:00.392	72.00	0.390	11:07:09.398
7 -	36.310	24.042	1:00.352	72.05	0.350	11:08:09.750
8 -	36.703	24.268	1:00.971	71.32	0.969	11:09:10.721

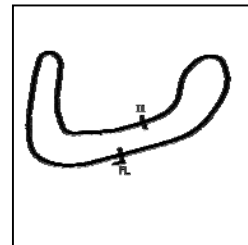
Weather / Track : Cloudy / Wet

Brands Hatch Indy
Circuit Length = 1.2079 miles
Start: 11:00 Flag 11:08 End: 11:09

BMCRC - MRO Championships 2019 - Rnd 9 @ Brands Hatch Indy

Team Respro MRO 600 inc MSS Performance Clubman 600

RACE 2 - SECTOR ANALYSIS



SECTOR 1 = FL to I1, SECTOR 2 = I1 to FL, DIFF = Difference To Personal Best Lap, P = Crossed Finish Line in Pit Lane, D = Time Disallowed

P21 2 C		Toby TRUNDLE		Triumph DAYTONA 675 - Harris Motorcycles - Harlow		
IDEAL LAP TIME : 1:00.115		BEST LAP TIME : 1:00.352		DIFFERENCE : 0.237		
LAP	SECTOR 1	SECTOR 2	LAP TIME	MPH	DIFF	TIME OF DAY
1 -		24.015	1:08.848	63.16	8.496	11:02:06.702
2 -	36.415	23.937	1:00.352 (1)	72.05		11:03:07.054
3 -	36.193	24.680	1:00.873 (3)	71.43	0.521	11:04:07.927
4 -	37.556	25.125	1:02.681	69.37	2.329	11:05:10.608
5 -	37.992	24.306	1:02.298	69.80	1.946	11:06:12.906
6 -	37.029	24.711	1:01.740	70.43	1.388	11:07:14.646
7 -	36.992	23.922	1:00.914	71.38	0.562	11:08:15.560
8 -	36.501	24.158	1:00.659 (2)	71.68	0.307	11:09:16.219

P22 138 C		Mike LONG		Yamaha R6 - True heroes racing		
IDEAL LAP TIME : 59.869		BEST LAP TIME : 59.875		DIFFERENCE : 0.006		
LAP	SECTOR 1	SECTOR 2	LAP TIME	MPH	DIFF	TIME OF DAY
1 -		25.130	1:13.918	58.82	14.043	11:02:11.772
2 -	36.297	23.578	59.875 (1)	72.62		11:03:11.647
3 -	38.160	24.692	1:02.852	69.18	2.977	11:04:14.499
4 -	37.393	23.584	1:00.977 (3)	71.31	1.102	11:05:15.476
5 -	36.757	23.572	1:00.329 (2)	72.08	0.454	11:06:15.805
6 -	37.394	24.458	1:01.852	70.30	1.977	11:07:17.657
7 -	37.566	23.967	1:01.533	70.67	1.658	11:08:19.190
8 -	38.904	24.079	1:02.983	69.04	3.108	11:09:22.173

P23 464 C		Luke STONEMAN		Kawasaki ZX6R -		
IDEAL LAP TIME : 1:00.458		BEST LAP TIME : 1:00.763		DIFFERENCE : 0.305		
LAP	SECTOR 1	SECTOR 2	LAP TIME	MPH	DIFF	TIME OF DAY
1 -		26.011	1:13.842	58.89	13.079	11:02:11.696
2 -	38.673	25.245	1:03.918	68.03	3.155	11:03:15.614
3 -	38.117	25.091	1:03.208	68.79	2.445	11:04:18.822
4 -	37.735	24.703	1:02.438	69.64	1.675	11:05:21.260
5 -	37.297	24.571	1:01.868	70.28	1.105	11:06:23.128
6 -	37.341	24.403	1:01.744 (3)	70.42	0.981	11:07:24.872
7 -	36.487	24.276	1:00.763 (1)	71.56		11:08:25.635
8 -	36.939	23.971	1:00.910 (2)	71.39	0.147	11:09:26.545

P24 8 C		Dave SAUNDERS		Honda CBR600 -		
IDEAL LAP TIME : 1:02.157		BEST LAP TIME : 1:02.157		DIFFERENCE : 0.000		
LAP	SECTOR 1	SECTOR 2	LAP TIME	MPH	DIFF	TIME OF DAY
1 -		25.022	1:11.849	60.52	9.692	11:02:09.703
2 -	37.257	24.900	1:02.157 (1)	69.96		11:03:11.860
3 -	38.681	25.715	1:04.396	67.52	2.239	11:04:16.256
4 -	38.665	25.585	1:04.250	67.68	2.093	11:05:20.506
5 -	38.422	25.251	1:03.673	68.29	1.516	11:06:24.179
6 -	37.875	24.937	1:02.812 (2)	69.23	0.655	11:07:26.991
7 -	37.804	25.036	1:02.840 (3)	69.20	0.683	11:08:29.831

P25 103		Richard DUNCAN		Yamaha R6 - C forbes flooring		
IDEAL LAP TIME : 1:02.013		BEST LAP TIME : 1:02.519		DIFFERENCE : 0.506		
LAP	SECTOR 1	SECTOR 2	LAP TIME	MPH	DIFF	TIME OF DAY
1 -		26.130	1:14.428	58.42	11.909	11:02:12.282
2 -	38.396	25.232	1:03.628	68.34	1.109	11:03:15.910
3 -	38.096	25.340	1:03.436	68.55	0.917	11:04:19.346
4 -	37.994	24.531	1:02.525 (2)	69.54	0.006	11:05:21.871
5 -	37.482	25.037	1:02.519 (1)	69.55		11:06:24.390
6 -	37.890	24.656	1:02.546 (3)	69.52	0.027	11:07:26.936
7 -	38.143	24.821	1:02.964	69.06	0.445	11:08:29.900

Weather / Track : Cloudy / Wet

Brands Hatch Indy
Circuit Length = 1.2079 miles
Start: 11:00 Flag 11:08 End: 11:09

BMCRC - MRO Championships 2019 - Rnd 9 @ Brands Hatch Indy

Team Respro MRO 600 inc MSS Performance Clubman 600

RACE 2 - BEST SECTORS

SECTOR 1			SECTOR 2			IDEAL / BEST COMPARISON						
POS	NO	NAME	TIME	NO	NAME	TIME	POS	NO	NAME	IDEAL	BEST	DIFF
									PERFECT LAP	55.037		
1	121	SYMONDS	33.061	121	SYMONDS	21.976	1	121	SYMONDS	55.037	55.037	0.000
2	56	MILLS	33.105	56	MILLS	22.115	2	56	MILLS	55.220	55.345	0.125
3	12	BLOCH	33.403	40	SHELVEY	22.210	3	12	BLOCH	55.761	55.761	0.000
4	173	DRAPER	33.638	14	BURRAGE	22.282	4	173	DRAPER	56.065	56.165	0.100
5	43	CLARK	33.747	43	CLARK	22.341	5	43	CLARK	56.088	56.657	0.569
6	14	BURRAGE	33.913	12	BLOCH	22.358	6	14	BURRAGE	56.195	56.195	0.000
7	86	KELMAN	34.010	29	STONE	22.405	7	40	SHELVEY	56.493	56.564	0.071
8	188	KRAWIECKI	34.097	173	DRAPER	22.427	8	21	WHITCHER	56.633	56.633	0.000
9	21	WHITCHER	34.119	34	GILBERT	22.457	9	29	STONE	56.654	56.863	0.209
10	29	STONE	34.249	21	WHITCHER	22.514	10	188	KRAWIECKI	56.692	56.692	0.000
11	40	SHELVEY	34.283	188	KRAWIECKI	22.595	11	34	GILBERT	56.843	56.956	0.113
12	34	GILBERT	34.386	288	REYNOLDS	22.720	12	86	KELMAN	57.072	57.072	0.000
13	888	WOOD	34.403	888	WOOD	22.813	13	888	WOOD	57.216	57.257	0.041
14	111	FOLKES	34.583	111	FOLKES	22.844	14	111	FOLKES	57.427	57.427	0.000
15	912	WHITE	35.164	3	LAMB DEN	23.006	15	288	REYNOLDS	57.954	58.080	0.126
16	288	REYNOLDS	35.234	912	WHITE	23.007	16	912	WHITE	58.171	58.197	0.026
17	3	LAMB DEN	35.327	98	ELLIS	23.058	17	3	LAMB DEN	58.333	58.578	0.245
18	98	ELLIS	35.410	86	KELMAN	23.062	18	98	ELLIS	58.468	58.497	0.029
19	83	SKEELS-PIGGINS	35.725	83	SKEELS-PIGGINS	23.099	19	83	SKEELS-PIGGINS	58.824	58.998	0.174
20	33	MCMANAMON	35.966	138	LONG	23.572	20	33	MCMANAMON	59.868	1:00.002	0.134
21	2	TRUNDLE	36.193	33	MCMANAMON	23.902	21	138	LONG	59.869	59.875	0.006
22	138	LONG	36.297	2	TRUNDLE	23.922	22	2	TRUNDLE	1:00.115	1:00.352	0.237
23	464	STONEMAN	36.487	464	STONEMAN	23.971	23	464	STONEMAN	1:00.458	1:00.763	0.305
24	8	SAUNDERS	37.257	103	DUNCAN	24.531	24	103	DUNCAN	1:02.013	1:02.519	0.506
25	103	DUNCAN	37.482	8	SAUNDERS	24.900	25	8	SAUNDERS	1:02.157	1:02.157	0.000

Weather / Track : Cloudy / Wet

Results can be found at www.tsl-timing.com

Brands Hatch Indy
Circuit Length = 1.2079 miles
Start: 11:00 Flag 11:08 End: 11:09

Printed - 11:13 Sunday, 06 October 2019

BMCRC - MRO Championships 2019 - Rnd 9 @ Brands Hatch Indy

Team Respro MRO 600 inc MSS Performance Clubman 600

RACE 2 - STATISTICS

Competitors Started 25
Planned Start 2019-10-06 @ 10:36:00.000
Actual Start 2019-10-06 @ 11:00:57.853
Finish Time 2019-10-06 @ 11:08:28.911
Track Length 1.2079mi.
Total Laps 198
Total Distance Covered 239.1732mi.

Session Fastest Lap History

NO	CL	NAME	LAP TIME	TIME OF DAY	LAP	VEHICLE
121		Max SYMONDS	56.138	11:02:56.129	2	Kawasaki ZX6
56		Michael MILLS	55.830	11:02:56.284	2	Yamaha R6
121		Max SYMONDS	55.480	11:03:51.609	3	Kawasaki ZX6
121		Max SYMONDS	55.228	11:04:46.837	4	Kawasaki ZX6
121		Max SYMONDS	55.037	11:06:37.148	6	Kawasaki ZX6

Session Leader History

NO	CL	NAME	FROM LAP	LAPS LED	DISTANCE	VEHICLE
121		Max SYMONDS	1	8	9.66 miles	Kawasaki ZX6

Flag History

TYPE	TIME OF DAY
GREEN	11:00:57.853
FINISH	11:08:28.911

Flag Statistics

TYPE	COUNT	TOTAL LAPS	TOTAL TIME
Green	1	8	8:53.105
Red	0	0	0.000
Safety Car	0	0	0.000
FCY	0	0	0.000

Weather / Track : Cloudy / Wet

These results are provisional until the conclusion of any judicial and technical matters.

Brands Hatch Indy
Circuit Length = 1.2079 miles
Start: 11:00 Flag 11:08 End: 11:09

Clerk Of Course :		Timekeeper :
-------------------	--	--------------

BMCRC - MRO Championships 2019 - Rnd 9 @ Brands Hatch Indy

Team Respro MRO 600 inc MSS Performance Clubman 600

RACE 2 - STATISTICS

CLASS :

12 Starters

Fastest Lap History

NO	NAME	LAP TIME	TIME OF DAY	LAP	VEHICLE
121	Max SYMONDS	56.138	11:02:56.129	2	Kawasaki ZX6
56	Michael MILLS	55.830	11:02:56.284	2	Yamaha R6
121	Max SYMONDS	55.480	11:03:51.609	3	Kawasaki ZX6
121	Max SYMONDS	55.228	11:04:46.837	4	Kawasaki ZX6
121	Max SYMONDS	55.037	11:06:37.148	6	Kawasaki ZX6

Leader History

NO	NAME	FROM LAP	LAPS LED	DISTANCE	VEHICLE
121	Max SYMONDS	1	8	9.66 miles	Kawasaki ZX6

Weather / Track : Cloudy / Wet

These results are provisional until the conclusion of any judicial and technical matters.

Brands Hatch Indy

Circuit Length = 1.2079 miles

Start: 11:00 Flag 11:08 End: 11:09

Clerk Of Course :

Timekeeper :

BMCRC - MRO Championships 2019 - Rnd 9 @ Brands Hatch Indy

Team Respro MRO 600 inc MSS Performance Clubman 600

RACE 2 - STATISTICS

CLASS : C

13 Starters

Fastest Lap History

NO	NAME	LAP TIME	TIME OF DAY	LAP	VEHICLE
21	Nick WHITCHER	57.215	11:02:59.192	2	Yamaha R6
12	Cedric BLOCH	57.095	11:02:59.249	2	Kawasaki ZX6R
12	Cedric BLOCH	55.761	11:03:55.016	3	Kawasaki ZX6R

Leader History

NO	NAME	FROM LAP	LAPS LED	DISTANCE	VEHICLE
12	Cedric BLOCH	1	8	9.66 miles	Kawasaki ZX6R

Weather / Track : Cloudy / Wet

These results are provisional until the conclusion of any judicial and technical matters.

Brands Hatch Indy

Circuit Length = 1.2079 miles

Start: 11:00 Flag 11:08 End: 11:09

Clerk Of Course :

Timekeeper :

RACE 13 - GRID (12 Laps)

ROW 12				34	58.998	83	Talan SKEELS-PIGGINS							
ROW 11		33	624	Matthew FEDRICK	32	519	Eric TELGER	31	421	Stuart RAYNER				
ROW 10	30	185	Steven HORNE	29	82	Andrew SMITH	28	60	Jack YOUNGE					
ROW 9		27	44	Hayden PLATTON	26	17	Andy GILL	25	16	Tom VAUGHAN				
ROW 8		1:02.519	24	103	Richard DUNCAN	1:02.157	23	8	Dave SAUNDERS	1:00.763	22	464	Luke STONEMAN	
ROW 7			1:00.352	21	2	Toby TRUNDLE	1:00.002	20	33	Phillip MCMANAMON	59.875	19	138	Mike LONG
ROW 6		58.578	18	3	Joey LAMBDEN	58.497	17	98	Lee ELLIS	58.197	16	912	Michael WHITE	
ROW 5			58.080	15	288	Toby REYNOLDS	57.427	14	111	Ryan FOLKES	57.257	13	888	Hayden WOOD
ROW 4		57.072	12	86	Jamie KELMAN	56.956	11	34	Don GILBERT	56.863	10	29	Charlie STONE	
ROW 3			56.692	9	188	Dawid KRAWIECKI	56.657	8	43	Jon CLARK	56.633	7	21	Nick WHITCHER
ROW 2		56.564	6	40	David SHELVEY	56.195	5	14	Chris BURRAGE	56.165	4	173	Stephen DRAPER	
ROW 1			55.761	3	12	Cedric BLOCH	55.345	2	56	Michael MILLS	55.037	1	121	Max SYMONDS
													Pole	

Brands Hatch Indy
Circuit Length = 1.2079 miles

These results are provisional until the conclusion of any judicial and technical matters.

Clerk Of Course :	Steward :	Timekeeper :
-------------------	-----------	--------------

Results can be found at www.tsl-timing.com

Printed - 11:12 Sunday, 06 October 2019



RACE 13 - CLASSIFICATION

POS	NO	CL	PIC NAME	ENTRY	LAPS	TIME	GAP	DIFF	MPH	BEST	ON
1	14		1 Chris BURRAGE	Yamaha R6 - Seton tuning	12	10:00.347			86.92	48.866	6
2	56		2 Michael MILLS	Yamaha R6 - A51 Racing	12	10:01.005	0.658	0.658	86.82	48.880	6
3	121		3 Max SYMONDS	Kawasaki ZX6 - J&C Symonds LTD	12	10:01.308	0.961	0.303	86.78	49.003	7
4	86		4 Jamie KELMAN	Triumph DAYTONA 675 - Phased Out Racing /TSR	12	10:06.807	6.460	5.499	85.99	49.646	12
5	173		5 Stephen DRAPER	Yamaha R6 -	12	10:07.170	6.823	0.363	85.94	49.621	12
6	21	C	1 Nick WHITCHER	Yamaha R6 -	12	10:08.914	8.567	1.744	85.69	49.666	11
7	188	C	2 Dawid KRAWIECKI	Yamaha R6 - Code Blue LTD & D A East Electrical	12	10:10.637	10.290	1.723	85.45	49.388	11
8	912	C	3 Michael WHITE	Yamaha R6 - Race Lab Suspension	12	10:15.463	15.116	4.826	84.78	50.143	5
9	43	C	4 Jon CLARK	Triumph 675R - RJC Motor Services	12	10:16.989	16.642	1.526	84.57	50.527	4
10	12	C	5 Cedric BLOCH	Kawasaki ZX6R - Brigit's Group & SDC Performance	12	10:23.784	23.437	6.795	83.65	50.814	3
11	34		6 Don GILBERT	Kawasaki ZX6R -	12	10:28.592	28.245	4.808	83.01	51.009	10
12	29	C	6 Charlie STONE	Kawasaki ZX6R - Loveday auto repairs	12	10:28.615	28.268	0.023	83.01	51.263	10
13	288	C	7 Toby REYNOLDS	Honda CBR600 -	12	10:31.536	31.189	2.921	82.62	51.677	5
14	3		7 Joey LAMBDEN	Yamaha R6 -	12	10:40.689	40.342	9.153	81.44	52.021	7
15	98	C	8 Lee ELLIS	Yamaha R6 - Steve Jordan Motorcycles	12	10:41.038	40.691	0.349	81.40	51.738	11
16	464	C	9 Luke STONEMAN	Kawasaki ZX6R -	12	10:53.542	53.195	12.504	79.84	53.238	12
17	2	C	10 Toby TRUNDLE	Triumph DAYTONA 675 - Harris Motorcycles - Harle	11	10:04.108	1 Lap	1 Lap	79.18	53.094	11
18	624	C	11 Matthew FEDRICK	Yamaha R6 - Matthew Fedrick farriers ltd	11	10:07.702	1 Lap	3.594	78.71	53.663	10
19	8	C	12 Dave SAUNDERS	Honda CBR600 -	11	10:12.358	1 Lap	4.656	78.11	54.366	11
20	83		8 Talan SKEELS-PIGGINS	Yamaha R6 - Talan Racing	11	10:12.562	1 Lap	0.204	78.08	54.069	6
21	33	C	13 Phillip MCMANAMON	Honda CBR600 -	11	10:27.551	1 Lap	14.989	76.22	55.778	2

NOT CLASSIFIED

DNF	888		Hayden WOOD	Yamaha R6 -	7	6:12.435	5 Laps	4 Laps	81.73	51.565	5
DNF	44		Hayden PLATTON	Kawasaki ZX6R - NR Racing	1	1:00.968	11 Laps	6 Laps	71.32		

FASTEST LAP

	14		Chris BURRAGE	Yamaha R6 - Seton tuning	6	48.866		88.99 mph		143.21 kph	
	188	C	Dawid KRAWIECKI	Yamaha R6 - Code Blue LTD & D A East Electrical	11	49.388		88.04 mph		141.70 kph	

Class - 92.5% of Race Speed = 80.40 mph
 Class C - 92.5% of Race Speed = 79.26 mph

Brands Hatch Indy
 Circuit Length = 1.2079 miles
 Start: 15:09 Flag 15:19 End: 15:20

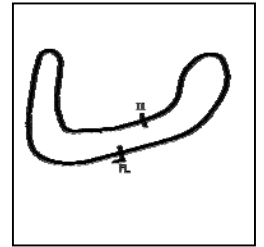
Weather / Track : Cloudy / Drying
 These results are provisional until the conclusion of any judicial and technical matters.

Clerk Of Course :	Steward :	Timekeeper :
-------------------	-----------	--------------

BMCRC - MRO Championships 2019 - Rnd 9 @ Brands Hatch Indy

Team Respro MRO 600 inc MSS Performance Clubman 600

RACE 13 - SECTOR ANALYSIS



SECTOR 1 = FL to I1, SECTOR 2 = I1 to FL, DIFF = Difference To Personal Best Lap, P = Crossed Finish Line in Pit Lane, D = Time Disallowed

P1 14		Chris BURRAGE		Yamaha R6 - Seton tuning		
IDEAL LAP TIME : 48.824		BEST LAP TIME : 48.866		DIFFERENCE : 0.042		
LAP	SECTOR 1	SECTOR 2	LAP TIME	MPH	DIFF	TIME OF DAY
1 -		19.858	55.930	77.75	7.064	15:10:28.930
2 -	30.780	19.761	50.541	86.04	1.675	15:11:19.471
3 -	29.906	19.606	49.512	87.82	0.646	15:12:08.983
4 -	30.151	19.566	49.717	87.46	0.851	15:12:58.700
5 -	29.662	19.563	49.225	88.34	0.359	15:13:47.925
6 -	29.266	19.600	48.866 (1)	88.99		15:14:36.791
7 -	29.500	19.650	49.150 (3)	88.47	0.284	15:15:25.941
8 -	29.664	19.697	49.361	88.09	0.495	15:16:15.302
9 -	30.090	19.684	49.774	87.36	0.908	15:17:05.076
10 -	29.743	19.979	49.722	87.45	0.856	15:17:54.798
11 -	29.611	19.956	49.567	87.73	0.701	15:18:44.365
12 -	29.424	19.558	48.982 (2)	88.77	0.116	15:19:33.347

P2 56		Michael MILLS		Yamaha R6 - A51 Racing		
IDEAL LAP TIME : 48.604		BEST LAP TIME : 48.880		DIFFERENCE : 0.276		
LAP	SECTOR 1	SECTOR 2	LAP TIME	MPH	DIFF	TIME OF DAY
1 -		20.160	55.918	77.76	7.038	15:10:28.918
2 -	30.221	19.914	50.135	86.73	1.255	15:11:19.053
3 -	30.098	19.822	49.920	87.11	1.040	15:12:08.973
4 -	29.934	19.744	49.678	87.53	0.798	15:12:58.651
5 -	30.166	19.653	49.819	87.28	0.939	15:13:48.470
6 -	29.245	19.635	48.880 (1)	88.96		15:14:37.350
7 -	29.482	19.621	49.103 (3)	88.56	0.223	15:15:26.453
8 -	29.560	19.631	49.191	88.40	0.311	15:16:15.644
9 -	30.238	19.654	49.892	87.16	1.012	15:17:05.536
10 -	29.507	19.858	49.365	88.09	0.485	15:17:54.901
11 -	29.837	20.362	50.199	86.62	1.319	15:18:45.100
12 -	29.546	19.359	48.905 (2)	88.91	0.025	15:19:34.005

P3 121		Max SYMONDS		Kawasaki ZX6 - J&C Symonds LTD		
IDEAL LAP TIME : 48.876		BEST LAP TIME : 49.003		DIFFERENCE : 0.127		
LAP	SECTOR 1	SECTOR 2	LAP TIME	MPH	DIFF	TIME OF DAY
1 -		20.110	55.755	77.99	6.752	15:10:28.755
2 -	30.295	19.934	50.229	86.57	1.226	15:11:18.984
3 -	30.045	19.802	49.847	87.23	0.844	15:12:08.831
4 -	29.969	19.796	49.765	87.38	0.762	15:12:58.596
5 -	30.020	19.541	49.561	87.74	0.558	15:13:48.157
6 -	29.468	19.642	49.110 (2)	88.54	0.107	15:14:37.267
7 -	29.399	19.604	49.003 (1)	88.74		15:15:26.270
8 -	29.538	19.600	49.138 (3)	88.49	0.135	15:16:15.408
9 -	29.709	19.743	49.452	87.93	0.449	15:17:04.860
10 -	29.578	20.168	49.746	87.41	0.743	15:17:54.606
11 -	30.007	20.298	50.305	86.44	1.302	15:18:44.911
12 -	29.920	19.477	49.397	88.03	0.394	15:19:34.308

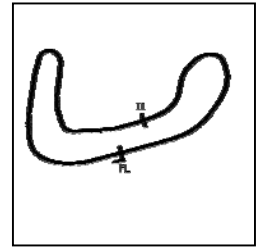
Weather / Track : Cloudy / Drying

Brands Hatch Indy
Circuit Length = 1.2079 miles
Start: 15:09 Flag 15:19 End: 15:20

BMCRC - MRO Championships 2019 - Rnd 9 @ Brands Hatch Indy

Team Respro MRO 600 inc MSS Performance Clubman 600

RACE 13 - SECTOR ANALYSIS



SECTOR 1 = FL to I1, SECTOR 2 = I1 to FL, DIFF = Difference To Personal Best Lap, P = Crossed Finish Line in Pit Lane, D = Time Disallowed

P4 86		Jamie KELMAN		Triumph DAYTONA 675 - Phased Out Racing /TSR vapour blas		
IDEAL LAP TIME : 49.551		BEST LAP TIME : 49.646		DIFFERENCE : 0.095		
LAP	SECTOR 1	SECTOR 2	LAP TIME	MPH	DIFF	TIME OF DAY
1 -		20.488	57.901	75.10	8.255	15:10:30.901
2 -	30.338	20.025	50.363	86.34	0.717	15:11:21.264
3 -	29.670	19.999	49.669 (2)	87.55	0.023	15:12:10.933
4 -	30.044	20.190	50.234	86.56	0.588	15:13:01.167
5 -	29.896	19.950	49.846	87.24	0.200	15:13:51.013
6 -	29.841	19.992	49.833	87.26	0.187	15:14:40.846
7 -	29.832	20.089	49.921	87.10	0.275	15:15:30.767
8 -	29.958	20.046	50.004	86.96	0.358	15:16:20.771
9 -	29.854	19.891	49.745 (3)	87.41	0.099	15:17:10.516
10 -	29.874	19.975	49.849	87.23	0.203	15:18:00.365
11 -	29.660	20.136	49.796	87.32	0.150	15:18:50.161
12 -	29.727	19.919	49.646 (1)	87.59		15:19:39.807

P5 173		Stephen DRAPER		Yamaha R6 -		
IDEAL LAP TIME : 49.516		BEST LAP TIME : 49.621		DIFFERENCE : 0.105		
LAP	SECTOR 1	SECTOR 2	LAP TIME	MPH	DIFF	TIME OF DAY
1 -		20.611	57.627	75.46	8.006	15:10:30.627
2 -	30.707	20.207	50.914	85.41	1.293	15:11:21.541
3 -	30.061	20.108	50.169	86.67	0.548	15:12:11.710
4 -	30.007	19.866	49.873	87.19	0.252	15:13:01.583
5 -	30.083	19.817	49.900	87.14	0.279	15:13:51.483
6 -	29.979	19.861	49.840	87.25	0.219	15:14:41.323
7 -	29.834	19.822	49.656 (2)	87.57	0.035	15:15:30.979
8 -	29.871	19.995	49.866	87.20	0.245	15:16:20.845
9 -	30.166	19.760	49.926	87.10	0.305	15:17:10.771
10 -	30.044	19.750	49.794 (3)	87.33	0.173	15:18:00.565
11 -	29.972	20.012	49.984	86.99	0.363	15:18:50.549
12 -	29.766	19.855	49.621 (1)	87.63		15:19:40.170

P6 21 C		Nick WHITCHER		Yamaha R6 -		
IDEAL LAP TIME : 49.606		BEST LAP TIME : 49.666		DIFFERENCE : 0.060		
LAP	SECTOR 1	SECTOR 2	LAP TIME	MPH	DIFF	TIME OF DAY
1 -		20.339	56.758	76.61	7.092	15:10:29.758
2 -	30.480	20.208	50.688	85.79	1.022	15:11:20.446
3 -	30.250	20.173	50.423	86.24	0.757	15:12:10.869
4 -	30.057	20.353	50.410	86.26	0.744	15:13:01.279
5 -	30.042	20.224	50.266	86.51	0.600	15:13:51.545
6 -	30.193	20.189	50.382	86.31	0.716	15:14:41.927
7 -	29.646	20.090	49.736 (2)	87.43	0.070	15:15:31.663
8 -	29.881	20.007	49.888 (3)	87.16	0.222	15:16:21.551
9 -	30.074	20.107	50.181	86.65	0.515	15:17:11.732
10 -	30.053	20.127	50.180	86.66	0.514	15:18:01.912
11 -	29.706	19.960	49.666 (1)	87.55		15:18:51.578
12 -	30.292	20.044	50.336	86.39	0.670	15:19:41.914

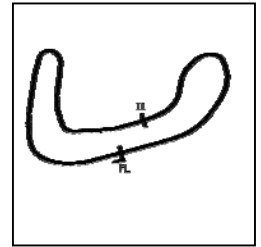
Weather / Track : Cloudy / Drying

Brands Hatch Indy
Circuit Length = 1.2079 miles
Start: 15:09 Flag 15:19 End: 15:20

BMCRC - MRO Championships 2019 - Rnd 9 @ Brands Hatch Indy

Team Respro MRO 600 inc MSS Performance Clubman 600

RACE 13 - SECTOR ANALYSIS



SECTOR 1 = FL to I1, SECTOR 2 = I1 to FL, DIFF = Difference To Personal Best Lap, P = Crossed Finish Line in Pit Lane, D = Time Disallowed

P7 188 C		Dawid KRAWIECKI		Yamaha R6 - Code Blue LTD & D A East Electrical		
IDEAL LAP TIME : 49.387		BEST LAP TIME : 49.388		DIFFERENCE : 0.001		
LAP	SECTOR 1	SECTOR 2	LAP TIME	MPH	DIFF	TIME OF DAY
1 -		20.705	58.617	74.18	9.229	15:10:31.617
2 -	30.904	20.208	51.112	85.07	1.724	15:11:22.729
3 -	30.483	20.275	50.758	85.67	1.370	15:12:13.487
4 -	30.443	20.027	50.470	86.16	1.082	15:13:03.957
5 -	30.429	20.346	50.775	85.64	1.387	15:13:54.732
6 -	30.371	20.235	50.606	85.93	1.218	15:14:45.338
7 -	30.000	19.731	49.731 (2)	87.44	0.343	15:15:35.069
8 -	29.925	19.814	49.739	87.42	0.351	15:16:24.808
9 -	29.791	19.940	49.731 (2)	87.44	0.343	15:17:14.539
10 -	29.949	19.786	49.735	87.43	0.347	15:18:04.274
11 -	29.656	19.732	49.388 (1)	88.04		15:18:53.662
12 -	30.115	19.860	49.975	87.01	0.587	15:19:43.637

P8 912 C		Michael WHITE		Yamaha R6 - Race Lab Suspension		
IDEAL LAP TIME : 50.003		BEST LAP TIME : 50.143		DIFFERENCE : 0.140		
LAP	SECTOR 1	SECTOR 2	LAP TIME	MPH	DIFF	TIME OF DAY
1 -		20.453	58.265	74.63	8.122	15:10:31.265
2 -	30.998	20.238	51.236	84.87	1.093	15:11:22.501
3 -	30.328	20.136	50.464	86.17	0.321	15:12:12.965
4 -	30.259	20.113	50.372 (3)	86.32	0.229	15:13:03.337
5 -	30.007	20.136	50.143 (1)	86.72		15:13:53.480
6 -	30.182	20.157	50.339 (2)	86.38	0.196	15:14:43.819
7 -	30.242	20.182	50.424	86.24	0.281	15:15:34.243
8 -	30.297	20.210	50.507	86.09	0.364	15:16:24.750
9 -	30.520	19.996	50.516	86.08	0.373	15:17:15.266
10 -	30.099	20.906	51.005	85.25	0.862	15:18:06.271
11 -	30.581	20.336	50.917	85.40	0.774	15:18:57.188
12 -	30.667	20.608	51.275	84.80	1.132	15:19:48.463

P9 43 C		Jon CLARK		Triumph 675R - RJC Motor Services		
IDEAL LAP TIME : 50.424		BEST LAP TIME : 50.527		DIFFERENCE : 0.103		
LAP	SECTOR 1	SECTOR 2	LAP TIME	MPH	DIFF	TIME OF DAY
1 -		20.661	57.942	75.05	7.415	15:10:30.942
2 -	30.696	20.455	51.151	85.01	0.624	15:11:22.093
3 -	30.790	20.357	51.147	85.02	0.620	15:12:13.240
4 -	30.299	20.228	50.527 (1)	86.06		15:13:03.767
5 -	30.429	20.259	50.688	85.79	0.161	15:13:54.455
6 -	30.450	20.402	50.852	85.51	0.325	15:14:45.307
7 -	30.415	20.150	50.565 (3)	86.00	0.038	15:15:35.872
8 -	30.323	20.518	50.841	85.53	0.314	15:16:26.713
9 -	30.749	20.384	51.133	85.04	0.606	15:17:17.846
10 -	30.496	20.302	50.798	85.60	0.271	15:18:08.644
11 -	30.383	20.400	50.783	85.63	0.256	15:18:59.427
12 -	30.274	20.288	50.562 (2)	86.00	0.035	15:19:49.989

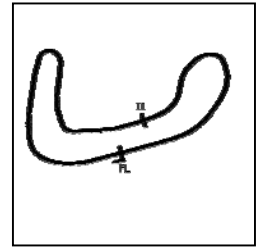
Weather / Track : Cloudy / Drying

Brands Hatch Indy
Circuit Length = 1.2079 miles
Start: 15:09 Flag 15:19 End: 15:20

BMCRC - MRO Championships 2019 - Rnd 9 @ Brands Hatch Indy

Team Respro MRO 600 inc MSS Performance Clubman 600

RACE 13 - SECTOR ANALYSIS



SECTOR 1 = FL to I1, SECTOR 2 = I1 to FL, DIFF = Difference To Personal Best Lap, P = Crossed Finish Line in Pit Lane, D = Time Disallowed

P10 12 C		Cedric BLOCH		Kawasaki ZX6R - Brigit's Group & SDC Performance		
IDEAL LAP TIME : 50.814		BEST LAP TIME : 50.814		DIFFERENCE : 0.000		
LAP	SECTOR 1	SECTOR 2	LAP TIME	MPH	DIFF	TIME OF DAY
1 -		20.960	58.406	74.45	7.592	15:10:31.406
2 -	31.544	20.439	51.983	83.65	1.169	15:11:23.389
3 -	30.376	20.438	50.814 (1)	85.57		15:12:14.203
4 -	30.552	20.485	51.037	85.20	0.223	15:13:05.240
5 -	30.537	20.654	51.191	84.94	0.377	15:13:56.431
6 -	30.407	20.501	50.908 (2)	85.42	0.094	15:14:47.339
7 -	30.617	20.493	51.110	85.08	0.296	15:15:38.449
8 -	30.398	20.623	51.021 (3)	85.23	0.207	15:16:29.470
9 -	30.988	20.575	51.563	84.33	0.749	15:17:21.033
10 -	31.122	20.653	51.775	83.99	0.961	15:18:12.808
11 -	30.978	20.671	51.649	84.19	0.835	15:19:04.457
12 -	31.287	21.040	52.327	83.10	1.513	15:19:56.784

P11 34		Don GILBERT		Kawasaki ZX6R -		
IDEAL LAP TIME : 50.886		BEST LAP TIME : 51.009		DIFFERENCE : 0.123		
LAP	SECTOR 1	SECTOR 2	LAP TIME	MPH	DIFF	TIME OF DAY
1 -		21.101	59.244	73.40	8.235	15:10:32.244
2 -	32.141	20.715	52.856	82.27	1.847	15:11:25.100
3 -	31.876	20.611	52.487	82.85	1.478	15:12:17.587
4 -	31.361	20.450	51.811	83.93	0.802	15:13:09.398
5 -	31.156	20.452	51.608	84.26	0.599	15:14:01.006
6 -	31.315	20.561	51.876	83.82	0.867	15:14:52.882
7 -	31.533	20.322	51.855	83.86	0.846	15:15:44.737
8 -	31.339	20.481	51.820	83.91	0.811	15:16:36.557
9 -	31.315	20.391	51.706	84.10	0.697	15:17:28.263
10 -	30.684	20.325	51.009 (1)	85.25		15:18:19.272
11 -	30.908	20.202	51.110 (2)	85.08	0.101	15:19:10.382
12 -	30.960	20.250	51.210 (3)	84.91	0.201	15:20:01.592

P12 29 C		Charlie STONE		Kawasaki ZX6R - Loveday auto repairs		
IDEAL LAP TIME : 51.187		BEST LAP TIME : 51.263		DIFFERENCE : 0.076		
LAP	SECTOR 1	SECTOR 2	LAP TIME	MPH	DIFF	TIME OF DAY
1 -		21.150	1:00.115	72.33	8.852	15:10:33.115
2 -	32.147	21.026	53.173	81.78	1.910	15:11:26.288
3 -	31.170	20.539	51.709	84.09	0.446	15:12:17.997
4 -	31.177	20.515	51.692	84.12	0.429	15:13:09.689
5 -	31.081	20.439	51.520	84.40	0.257	15:14:01.209
6 -	31.369	20.658	52.027	83.58	0.764	15:14:53.236
7 -	30.938	20.388	51.326 (2)	84.72	0.063	15:15:44.562
8 -	30.866	20.575	51.441	84.53	0.178	15:16:36.003
9 -	30.917	20.417	51.334 (3)	84.71	0.071	15:17:27.337
10 -	30.799	20.464	51.263 (1)	84.82		15:18:18.600
11 -	31.020	20.589	51.609	84.26	0.346	15:19:10.209
12 -	30.871	20.535	51.406	84.59	0.143	15:20:01.615

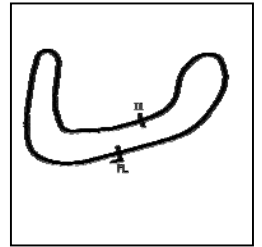
Weather / Track : Cloudy / Drying

Brands Hatch Indy
Circuit Length = 1.2079 miles
Start: 15:09 Flag 15:19 End: 15:20

BMCRC - MRO Championships 2019 - Rnd 9 @ Brands Hatch Indy

Team Respro MRO 600 inc MSS Performance Clubman 600

RACE 13 - SECTOR ANALYSIS



SECTOR 1 = FL to I1, SECTOR 2 = I1 to FL, DIFF = Difference To Personal Best Lap, P = Crossed Finish Line in Pit Lane, D = Time Disallowed

P13 288 C Toby REYNOLDS			Honda CBR600 -			
IDEAL LAP TIME : 51.558		BEST LAP TIME : 51.677	DIFFERENCE : 0.119			
LAP	SECTOR 1	SECTOR 2	LAP TIME	MPH	DIFF	TIME OF DAY
1 -		20.908	59.498	73.08	7.821	15:10:32.498
2 -	31.944	20.838	52.782	82.38	1.105	15:11:25.280
3 -	31.198	20.569	51.767 (2)	84.00	0.090	15:12:17.047
4 -	31.045	20.760	51.805 (3)	83.94	0.128	15:13:08.852
5 -	30.989	20.688	51.677 (1)	84.14		15:14:00.529
6 -	31.261	20.736	51.997	83.63	0.320	15:14:52.526
7 -	31.154	20.700	51.854	83.86	0.177	15:15:44.380
8 -	31.270	20.587	51.857	83.85	0.180	15:16:36.237
9 -	31.266	20.669	51.935	83.73	0.258	15:17:28.172
10 -	31.582	20.593	52.175	83.34	0.498	15:18:20.347
11 -	31.383	20.733	52.116	83.44	0.439	15:19:12.463
12 -	31.334	20.739	52.073	83.50	0.396	15:20:04.536

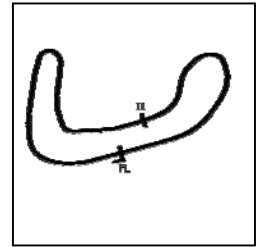
P14 3 Joey LAMB DEN			Yamaha R6 -			
IDEAL LAP TIME : 52.021		BEST LAP TIME : 52.021	DIFFERENCE : 0.000			
LAP	SECTOR 1	SECTOR 2	LAP TIME	MPH	DIFF	TIME OF DAY
1 -		21.163	1:02.262	69.84	10.241	15:10:35.262
2 -	32.003	21.107	53.110	81.87	1.089	15:11:28.372
3 -	31.779	20.769	52.548	82.75	0.527	15:12:20.920
4 -	31.588	20.738	52.326 (3)	83.10	0.305	15:13:13.246
5 -	31.451	20.770	52.221 (2)	83.27	0.200	15:14:05.467
6 -	31.913	20.724	52.637	82.61	0.616	15:14:58.104
7 -	31.377	20.644	52.021 (1)	83.59		15:15:50.125
8 -	31.664	20.763	52.427	82.94	0.406	15:16:42.552
9 -	31.627	20.876	52.503	82.82	0.482	15:17:35.055
10 -	31.756	20.805	52.561	82.73	0.540	15:18:27.616
11 -	31.737	21.147	52.884	82.22	0.863	15:19:20.500
12 -	32.394	20.795	53.189	81.75	1.168	15:20:13.689

P15 98 C Lee ELLIS			Yamaha R6 - Steve Jordan Motorcycles			
IDEAL LAP TIME : 51.448		BEST LAP TIME : 51.738	DIFFERENCE : 0.290			
LAP	SECTOR 1	SECTOR 2	LAP TIME	MPH	DIFF	TIME OF DAY
1 -		21.732	1:04.009	67.93	12.271	15:10:37.009
2 -	32.768	21.312	54.080	80.41	2.342	15:11:31.089
3 -	32.163	20.927	53.090	81.91	1.352	15:12:24.179
4 -	31.592	21.210	52.802	82.35	1.064	15:13:16.981
5 -	32.371	20.885	53.256	81.65	1.518	15:14:10.237
6 -	31.511	20.690	52.201	83.30	0.463	15:15:02.438
7 -	31.047	20.759	51.806 (2)	83.94	0.068	15:15:54.244
8 -	31.343	20.741	52.084	83.49	0.346	15:16:46.328
9 -	31.243	20.797	52.040	83.56	0.302	15:17:38.368
10 -	31.156	20.667	51.823 (3)	83.91	0.085	15:18:30.191
11 -	31.337	20.401	51.738 (1)	84.05		15:19:21.929
12 -	31.317	20.792	52.109	83.45	0.371	15:20:14.038

BMCRC - MRO Championships 2019 - Rnd 9 @ Brands Hatch Indy

Team Respro MRO 600 inc MSS Performance Clubman 600

RACE 13 - SECTOR ANALYSIS



SECTOR 1 = FL to I1, SECTOR 2 = I1 to FL, DIFF = Difference To Personal Best Lap, P = Crossed Finish Line in Pit Lane, D = Time Disallowed

P16 464 C		Luke STONEMAN		Kawasaki ZX6R -		
IDEAL LAP TIME : 53.021		BEST LAP TIME : 53.238		DIFFERENCE : 0.217		
LAP	SECTOR 1	SECTOR 2	LAP TIME	MPH	DIFF	TIME OF DAY
1 -		21.731	1:02.036	70.09	8.798	15:10:35.036
2 -	32.621	21.281	53.902	80.67	0.664	15:11:28.938
3 -	32.676	21.289	53.965	80.58	0.727	15:12:22.903
4 -	32.590	21.442	54.032	80.48	0.794	15:13:16.935
5 -	32.720	21.311	54.031	80.48	0.793	15:14:10.966
6 -	32.114	21.292	53.406 (3)	81.42	0.168	15:15:04.372
7 -	32.449	21.573	54.022	80.49	0.784	15:15:58.394
8 -	32.274	21.698	53.972	80.57	0.734	15:16:52.366
9 -	32.643	21.415	54.058	80.44	0.820	15:17:46.424
10 -	31.965	21.403	53.368 (2)	81.48	0.130	15:18:39.792
11 -	32.150	21.362	53.512	81.26	0.274	15:19:33.304
12 -	32.182	21.056	53.238 (1)	81.68		15:20:26.542

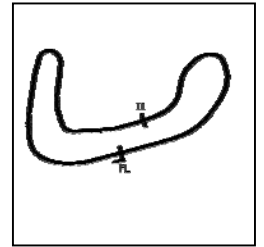
P17 2 C		Toby TRUNDLE		Triumph DAYTONA 675 - Harris Motorcycles - Harlow		
IDEAL LAP TIME : 53.094		BEST LAP TIME : 53.094		DIFFERENCE : 0.000		
LAP	SECTOR 1	SECTOR 2	LAP TIME	MPH	DIFF	TIME OF DAY
1 -		22.842	1:05.161	66.73	12.067	15:10:38.161
2 -	33.781	21.708	55.489	78.36	2.395	15:11:33.650
3 -	32.638	21.545	54.183	80.25	1.089	15:12:27.833
4 -	32.613	21.376	53.989	80.54	0.895	15:13:21.822
5 -	32.455	21.294	53.749	80.90	0.655	15:14:15.571
6 -	32.380	21.209	53.589 (3)	81.14	0.495	15:15:09.160
7 -	32.375	21.479	53.854	80.74	0.760	15:16:03.014
8 -	32.392	21.529	53.921	80.64	0.827	15:16:56.935
9 -	32.183	21.304	53.487 (2)	81.30	0.393	15:17:50.422
10 -	32.234	21.358	53.592	81.14	0.498	15:18:44.014
11 -	32.034	21.060	53.094 (1)	81.90		15:19:37.108

P18 624 C		Matthew FEDRICK		Yamaha R6 - Matthew Fedrick farriers ltd		
IDEAL LAP TIME : 53.519		BEST LAP TIME : 53.663		DIFFERENCE : 0.144		
LAP	SECTOR 1	SECTOR 2	LAP TIME	MPH	DIFF	TIME OF DAY
1 -		22.628	1:05.498	66.39	11.835	15:10:38.498
2 -	32.488	21.585	54.073	80.42	0.410	15:11:32.571
3 -	32.438	21.988	54.426	79.89	0.763	15:12:26.997
4 -	32.533	21.941	54.474	79.82	0.811	15:13:21.471
5 -	32.433	21.535	53.968	80.57	0.305	15:14:15.439
6 -	32.215	21.564	53.779 (3)	80.86	0.116	15:15:09.218
7 -	33.068	21.712	54.780	79.38	1.117	15:16:03.998
8 -	32.830	21.531	54.361	79.99	0.698	15:16:58.359
9 -	32.311	21.454	53.765 (2)	80.88	0.102	15:17:52.124
10 -	32.065	21.598	53.663 (1)	81.03		15:18:45.787
11 -	33.166	21.749	54.915	79.18	1.252	15:19:40.702

BMCRC - MRO Championships 2019 - Rnd 9 @ Brands Hatch Indy

Team Respro MRO 600 inc MSS Performance Clubman 600

RACE 13 - SECTOR ANALYSIS



SECTOR 1 = FL to I1, SECTOR 2 = I1 to FL, DIFF = Difference To Personal Best Lap, P = Crossed Finish Line in Pit Lane, D = Time Disallowed

P19		8 C		Dave SAUNDERS		Honda CBR600 -	
IDEAL LAP TIME : 53.825		BEST LAP TIME : 54.366		DIFFERENCE : 0.541			
LAP	SECTOR 1	SECTOR 2	LAP TIME	MPH	DIFF	TIME OF DAY	
1 -		22.534	1:04.053	67.89	9.687	15:10:37.053	
2 -	33.385	22.184	55.569	78.25	1.203	15:11:32.622	
3 -	32.967	21.649	54.616	79.62	0.250	15:12:27.238	
4 -	32.720	21.957	54.677	79.53	0.311	15:13:21.915	
5 -	32.848	21.711	54.559	79.70	0.193	15:14:16.474	
6 -	32.306	22.098	54.404 (2)	79.93	0.038	15:15:10.878	
7 -	32.456	21.980	54.436 (3)	79.88	0.070	15:16:05.314	
8 -	33.370	21.996	55.366	78.54	1.000	15:17:00.680	
9 -	32.494	22.336	54.830	79.31	0.464	15:17:55.510	
10 -	33.173	22.309	55.482	78.37	1.116	15:18:50.992	
11 -	32.847	21.519	54.366 (1)	79.98		15:19:45.358	

P20		83		Talan SKEELS-PIGGINS		Yamaha R6 - Talan Racing	
IDEAL LAP TIME : 53.928		BEST LAP TIME : 54.069		DIFFERENCE : 0.141			
LAP	SECTOR 1	SECTOR 2	LAP TIME	MPH	DIFF	TIME OF DAY	
1 -		22.913	1:05.474	66.41	11.405	15:10:38.474	
2 -	33.702	21.964	55.666	78.11	1.597	15:11:34.140	
3 -	32.567	21.567	54.134 (2)	80.33	0.065	15:12:28.274	
4 -	32.846	21.573	54.419	79.90	0.350	15:13:22.693	
5 -	32.975	21.554	54.529	79.74	0.460	15:14:17.222	
6 -	32.633	21.436	54.069 (1)	80.42		15:15:11.291	
7 -	32.813	21.434	54.247 (3)	80.16	0.178	15:16:05.538	
8 -	33.534	21.752	55.286	78.65	1.217	15:17:00.824	
9 -	32.914	22.060	54.974	79.10	0.905	15:17:55.798	
10 -	33.030	22.131	55.161	78.83	1.092	15:18:50.959	
11 -	33.242	21.361	54.603	79.64	0.534	15:19:45.562	

P21		33 C		Phillip MCMANAMON		Honda CBR600 -	
IDEAL LAP TIME : 55.650		BEST LAP TIME : 55.778		DIFFERENCE : 0.128			
LAP	SECTOR 1	SECTOR 2	LAP TIME	MPH	DIFF	TIME OF DAY	
1 -		22.417	1:03.514	68.46	7.736	15:10:36.514	
2 -	33.676	22.102	55.778 (1)	77.96		15:11:32.292	
3 -	33.548	22.341	55.889 (2)	77.80	0.111	15:12:28.181	
4 -	33.814	22.512	56.326	77.20	0.548	15:13:24.507	
5 -	33.664	22.869	56.533	76.92	0.755	15:14:21.040	
6 -	34.009	22.809	56.818	76.53	1.040	15:15:17.858	
7 -	33.785	22.567	56.352	77.16	0.574	15:16:14.210	
8 -	34.050	22.684	56.734	76.64	0.956	15:17:10.944	
9 -	33.704	22.583	56.287 (3)	77.25	0.509	15:18:07.231	
10 -	33.857	22.788	56.645	76.76	0.867	15:19:03.876	
11 -	33.683	22.992	56.675	76.72	0.897	15:20:00.551	

P22		888		Hayden WOOD		Yamaha R6 -	
IDEAL LAP TIME : 51.491		BEST LAP TIME : 51.565		DIFFERENCE : 0.074			
LAP	SECTOR 1	SECTOR 2	LAP TIME	MPH	DIFF	TIME OF DAY	
1 -		21.245	1:00.081	72.37	8.516	15:10:33.081	
2 -	31.986	21.151	53.137	81.83	1.572	15:11:26.218	
3 -	31.611	20.680	52.291	83.16	0.726	15:12:18.509	
4 -	31.220	20.788	52.008	83.61	0.443	15:13:10.517	
5 -	31.039	20.526	51.565 (1)	84.33		15:14:02.082	
6 -	30.965	20.615	51.580 (2)	84.30	0.015	15:14:53.662	
7 -	31.072	20.701	51.773 (3)	83.99	0.208	15:15:45.435	

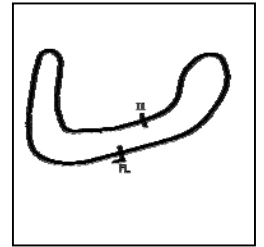
Weather / Track : Cloudy / Drying

Brands Hatch Indy
Circuit Length = 1.2079 miles
Start: 15:09 Flag 15:19 End: 15:20

BMCRC - MRO Championships 2019 - Rnd 9 @ Brands Hatch Indy

Team Respro MRO 600 inc MSS Performance Clubman 600

RACE 13 - SECTOR ANALYSIS



SECTOR 1 = FL to I1, SECTOR 2 = I1 to FL, DIFF = Difference To Personal Best Lap, P = Crossed Finish Line in Pit Lane, D = Time Disallowed

LAP	SECTOR 1	SECTOR 2	LAP TIME	MPH	DIFF	TIME OF DAY
1 -		20.862	1:00.968	71.32		15:10:33.968

P23 44 Hayden PLATTON Kawasaki ZX6R - NR Racing
IDEAL LAP TIME : 53.076 BEST LAP TIME : DIFFERENCE :

BMCRC - MRO Championships 2019 - Rnd 9 @ Brands Hatch Indy

Team Respro MRO 600 inc MSS Performance Clubman 600

RACE 13 - BEST SECTORS

SECTOR 1			SECTOR 2			IDEAL / BEST COMPARISON						
POS	NO	NAME	TIME	NO	NAME	TIME	POS	NO	NAME	IDEAL	BEST	DIFF
									PERFECT LAP	48.604		
1	56	MILLS	29.245	56	MILLS	19.359	1	56	MILLS	48.604	48.880	0.276
2	14	BURRAGE	29.266	121	SYMONDS	19.477	2	14	BURRAGE	48.824	48.866	0.042
3	121	SYMONDS	29.399	14	BURRAGE	19.558	3	121	SYMONDS	48.876	49.003	0.127
4	21	WHITCHER	29.646	188	KRAWIECKI	19.731	4	188	KRAWIECKI	49.387	49.388	0.001
5	188	KRAWIECKI	29.656	173	DRAPER	19.750	5	173	DRAPER	49.516	49.621	0.105
6	86	KELMAN	29.660	86	KELMAN	19.891	6	86	KELMAN	49.551	49.646	0.095
7	173	DRAPER	29.766	21	WHITCHER	19.960	7	21	WHITCHER	49.606	49.666	0.060
8	912	WHITE	30.007	912	WHITE	19.996	8	912	WHITE	50.003	50.143	0.140
9	43	CLARK	30.274	43	CLARK	20.150	9	43	CLARK	50.424	50.527	0.103
10	12	BLOCH	30.376	34	GILBERT	20.202	10	12	BLOCH	50.814	50.814	0.000
11	34	GILBERT	30.684	29	STONE	20.388	11	34	GILBERT	50.886	51.009	0.123
12	29	STONE	30.799	98	ELLIS	20.401	12	29	STONE	51.187	51.263	0.076
13	888	WOOD	30.965	12	BLOCH	20.438	13	98	ELLIS	51.448	51.738	0.290
14	288	REYNOLDS	30.989	888	WOOD	20.526	14	888	WOOD	51.491	51.565	0.074
15	98	ELLIS	31.047	288	REYNOLDS	20.569	15	288	REYNOLDS	51.558	51.677	0.119
16	3	LAMB DEN	31.377	3	LAMB DEN	20.644	16	3	LAMB DEN	52.021	52.021	0.000
17	464	STONEMAN	31.965	44	PLATTON	20.862	17	464	STONEMAN	53.021	53.238	0.217
18	2	TRUNDLE	32.034	464	STONEMAN	21.056	18	44	PLATTON	53.076		
19	624	FEDRICK	32.065	2	TRUNDLE	21.060	19	2	TRUNDLE	53.094	53.094	0.000
20	44	PLATTON	32.214	83	SKEELS-PIGGINS	21.361	20	624	FEDRICK	53.519	53.663	0.144
21	8	SAUNDERS	32.306	624	FEDRICK	21.454	21	8	SAUNDERS	53.825	54.366	0.541
22	83	SKEELS-PIGGINS	32.567	8	SAUNDERS	21.519	22	83	SKEELS-PIGGINS	53.928	54.069	0.141
23	33	MCMANAMON	33.548	33	MCMANAMON	22.102	23	33	MCMANAMON	55.650	55.778	0.128

Weather / Track : Cloudy / Drying

Results can be found at www.tsl-timing.com

Brands Hatch Indy
Circuit Length = 1.2079 miles
Start: 15:09 Flag 15:19 End: 15:20

Printed - 15:24 Sunday, 06 October 2019

BMCRC - MRO Championships 2019 - Rnd 9 @ Brands Hatch Indy

Team Respro MRO 600 inc MSS Performance Clubman 600

RACE 13 - STATISTICS

Competitors Started 23
Planned Start 2019-10-06 @ 14:15:00.000
Actual Start 2019-10-06 @ 15:09:33.000
Finish Time 2019-10-06 @ 15:19:33.346
Track Length 1.2079mi.
Total Laps 255
Total Distance Covered 308.0261mi.

Session Fastest Lap History

NO	CL	NAME	LAP TIME	TIME OF DAY	LAP	VEHICLE
121		Max SYMONDS	50.229	15:11:19.007	2	Kawasaki ZX6
56		Michael MILLS	50.135	15:11:19.053	2	Yamaha R6
121		Max SYMONDS	49.847	15:12:08.854	3	Kawasaki ZX6
14		Chris BURRAGE	49.512	15:12:08.983	3	Yamaha R6
14		Chris BURRAGE	49.225	15:13:47.938	5	Yamaha R6
14		Chris BURRAGE	48.866	15:14:36.805	6	Yamaha R6

Session Leader History

NO	CL	NAME	FROM LAP	LAPS LED	DISTANCE	VEHICLE
121		Max SYMONDS	1	4	4.83 miles	Kawasaki ZX6
14		Chris BURRAGE	5	4	4.83 miles	Yamaha R6
121		Max SYMONDS	9	2	2.41 miles	Kawasaki ZX6
14		Chris BURRAGE	11	2	2.41 miles	Yamaha R6

Flag History

TYPE	TIME OF DAY
GREEN	15:09:33.000
FINISH	15:19:33.346

Flag Statistics

TYPE	COUNT	TOTAL LAPS	TOTAL TIME
Green	1	12	10:59.070
Red	0	0	0.000
Safety Car	0	0	0.000
FCY	0	0	0.000

Weather / Track : Cloudy / Drying

These results are provisional until the conclusion of any judicial and technical matters.

Brands Hatch Indy

Circuit Length = 1.2079 miles

Start: 15:09 Flag 15:19 End: 15:20

Clerk Of Course :	Timekeeper :
-------------------	--------------

BMCRC - MRO Championships 2019 - Rnd 9 @ Brands Hatch Indy

Team Respro MRO 600 inc MSS Performance Clubman 600

RACE 13 - STATISTICS

CLASS :

10 Starters

Fastest Lap History

NO	NAME	LAP TIME	TIME OF DAY	LAP	VEHICLE
121	Max SYMONDS	50.229	15:11:19.007	2	Kawasaki ZX6
56	Michael MILLS	50.135	15:11:19.053	2	Yamaha R6
121	Max SYMONDS	49.847	15:12:08.854	3	Kawasaki ZX6
14	Chris BURRAGE	49.512	15:12:08.983	3	Yamaha R6
14	Chris BURRAGE	49.225	15:13:47.938	5	Yamaha R6
14	Chris BURRAGE	48.866	15:14:36.805	6	Yamaha R6

Leader History

NO	NAME	FROM LAP	LAPS LED	DISTANCE	VEHICLE
121	Max SYMONDS	1	4	4.83 miles	Kawasaki ZX6
14	Chris BURRAGE	5	4	4.83 miles	Yamaha R6
121	Max SYMONDS	9	2	2.41 miles	Kawasaki ZX6
14	Chris BURRAGE	11	2	2.41 miles	Yamaha R6

Weather / Track : Cloudy / Drying

These results are provisional until the conclusion of any judicial and technical matters.

Brands Hatch Indy

Circuit Length = 1.2079 miles

Start: 15:09 Flag 15:19 End: 15:20

Clerk Of Course :

Timekeeper :

BMCRC - MRO Championships 2019 - Rnd 9 @ Brands Hatch Indy

Team Respro MRO 600 inc MSS Performance Clubman 600

RACE 13 - STATISTICS

CLASS : C

13 Starters

Fastest Lap History

NO	NAME	LAP TIME	TIME OF DAY	LAP	VEHICLE
21	Nick WHITCHER	50.688	15:11:20.455	2	Yamaha R6
21	Nick WHITCHER	50.423	15:12:10.878	3	Yamaha R6
21	Nick WHITCHER	50.410	15:13:01.279	4	Yamaha R6
912	Michael WHITE	50.372	15:13:03.359	4	Yamaha R6
21	Nick WHITCHER	50.266	15:13:51.545	5	Yamaha R6
912	Michael WHITE	50.143	15:13:53.503	5	Yamaha R6
21	Nick WHITCHER	49.736	15:15:31.672	7	Yamaha R6
188	Dawid KRAWIECKI	49.731	15:15:35.091	7	Yamaha R6
21	Nick WHITCHER	49.666	15:18:51.587	11	Yamaha R6
188	Dawid KRAWIECKI	49.388	15:18:53.683	11	Yamaha R6

Leader History

NO	NAME	FROM LAP	LAPS LED	DISTANCE	VEHICLE
21	Nick WHITCHER	1	12	14.49 miles	Yamaha R6

Weather / Track : Cloudy / Drying

These results are provisional until the conclusion of any judicial and technical matters.

Brands Hatch Indy

Circuit Length = 1.2079 miles

Start: 15:09 Flag 15:19 End: 15:20

Clerk Of Course :

Timekeeper :

BMCRC-MRO Championships 2019



**MRO MINITWINS supported by
PROPERLY PROTECTED**

Brands Hatch Indy Circuit

5th / 6th October 2019



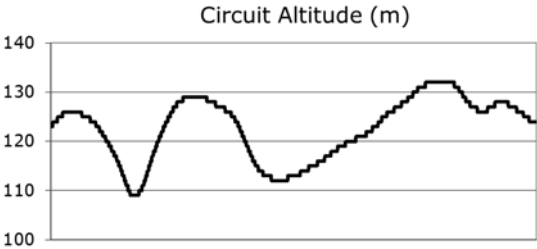
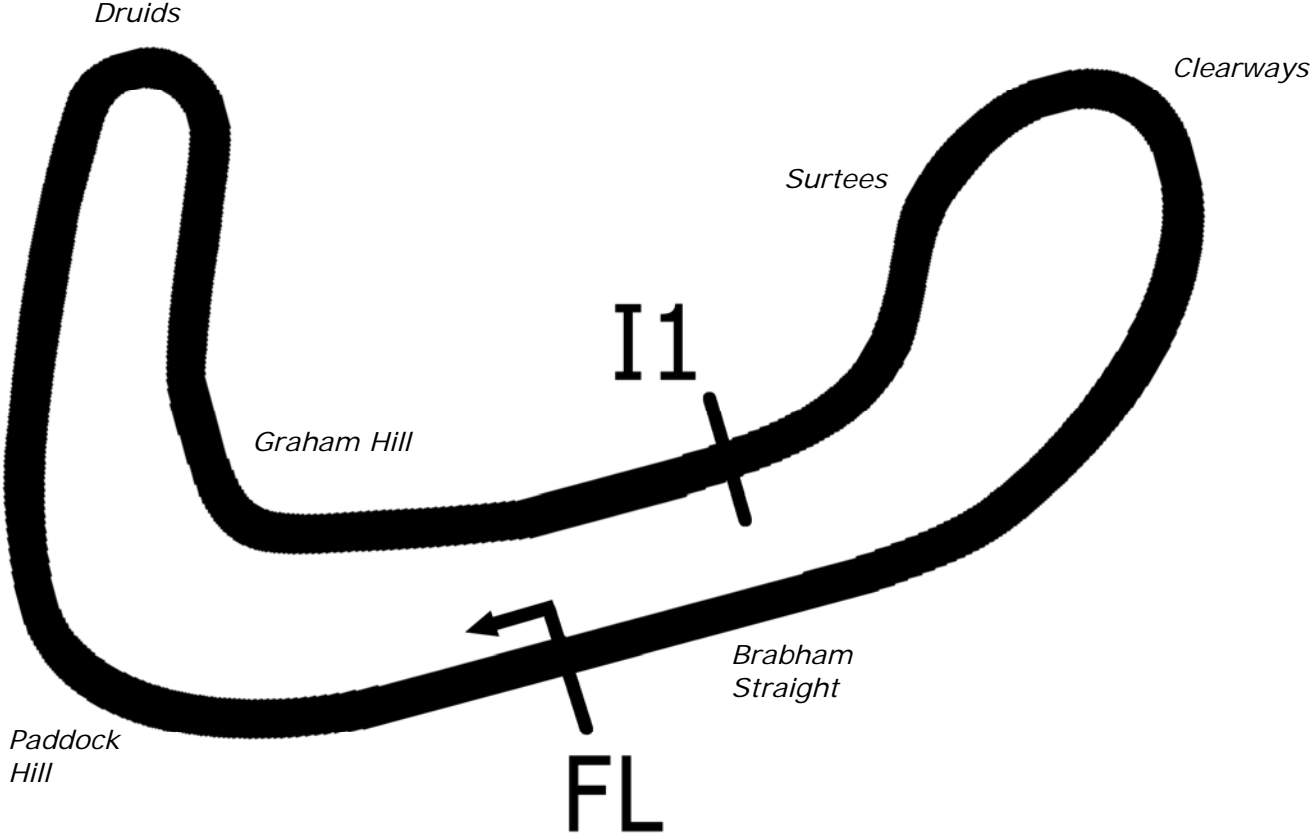
Results Provided by Timing Solutions Ltd
www.tsl-timing.com

Brands Hatch Indy



SPORTS TIMING

TIMING SOLUTIONS LTD



Length	1.2079 miles	1944.0 m	
FL		51.36032 N	0.26032 E
I1	1112m	51.35934 N	0.25955 E
Pit Entry	1669m	51.35911 N	0.25743 E
Pit Exit	26m after FL	51.36027 N	0.26078 E
Pit Entry–Pit Exit 277m, 16.6s @60kph, 12.4s @80kph			

BMCRC - MRO Championships 2019 - Rnd 9 @ Brands Hatch Indy



MRO Minitwins & BMCRC Rookie Minitwins

QUALIFYING - CLASSIFICATION

POS	NO	CL	PIC NAME	ENTRY	TIME	ON	LAPS	GAP	DIFF	MPH
1	26		1 Glynn DAVIES	Suzuki SV650 -	51.695	5	13			84.12
2	184		2 David TWYFORD	Suzuki SV650 -	51.779	9	14	0.084	0.084	83.98
3	74		3 Daniel SINGLETON	Suzuki SV650 - Bambino Developments Racing	52.312	6	15	0.617	0.533	83.12
4	17	R	1 Tommy DOWNES	Suzuki SV650 - Ray Gnarley/ MoreMoto	52.533	4	7	0.838	0.221	82.77
5	199		4 Michael FROST	Suzuki SV650 -	52.540	5	12	0.845	0.007	82.76
6	86		5 Paul WITHERINGTON	Suzuki SV650 - PJW Plumbers	52.897	12	13	1.202	0.357	82.20
7	232	R	2 Matt WETHERELL	Suzuki SV650 - MSG Racing/Lamonde.com/FWR Tyres	53.742	14	14	2.047	0.845	80.91
8	96		6 Dan HARRIS	Suzuki SV650 - HP Racing	53.807	7	9	2.112	0.065	80.81
9	81		7 Malvern MAY	Suzuki SV650 -	54.025	9	11	2.330	0.218	80.49
10	45		8 Tom STEVENS	Suzuki SV650 -	54.236	4	10	2.541	0.211	80.17
11	95	R	3 John REYNOLDS	Suzuki SV650 - Fins Motorcycles	54.317	9	14	2.622	0.081	80.05
12	84		9 Ricardo BRANCO	Suzuki SV650 - IMP Racing	54.737	11	14	3.042	0.420	79.44
13	46		10 Jeff MORRIS	Suzuki SV650 -	54.951	9	14	3.256	0.214	79.13
14	12		11 Russell TAYLOR	Suzuki SV650 -	55.355	6	6	3.660	0.404	78.55
15	137		12 Charlie CRAWT	Suzuki SV650 - Pass Bike Motorcycle Training & Sublime	55.554	11	11	3.859	0.199	78.27
16	13		13 Wil GREEN	Suzuki SV650 - Faith Fueled Racing	55.715	6	6	4.020	0.161	78.05
17	28		14 Matthew LAWSON	Ducati 800SS -	55.861	9	13	4.166	0.146	77.84
18	40	R	4 Simon WILKINSON	Suzuki SV650 - S P Wilkinson Engineering Ltd	56.327	12	13	4.632	0.466	77.20
19	0		15 Luke STANLEY	Suzuki SV650 - Urban Race Tribe	56.645	9	13	4.950	0.318	76.76
20	63		16 Steve SMULOVIC	Suzuki SV650 - SFC Racing	57.015	13	13	5.320	0.370	76.27
21	44		17 Tony PARKER	Suzuki SV650 - Emerald Elevators/PriceLess Copiers	57.248	9	12	5.553	0.233	75.96
22	51		18 Andrew DURANT	Suzuki SV650 -	57.263	8	13	5.568	0.015	75.94
23	126		19 Damien LECHAUVE	Suzuki SV650 -	57.810	10	13	6.115	0.547	75.22
24	112	R	5 Jamie NAGY	Suzuki SV650 - Steelmate	57.964	12	13	6.269	0.154	75.02
25	43		20 Robert DAVIE	Suzuki SV650 -	58.205	8	12	6.510	0.241	74.71
26	6		21 Andrew FIRTH	Suzuki SV650 - LTRmotorcycles.co.uk	58.242	11	13	6.547	0.037	74.66
27	60	R	6 Alan HENSBY	Suzuki SV650 -	58.889	8	9	7.194	0.647	73.84
28	50		22 Adam RIDGWELL	Suzuki SV650 - Face-Plant Jarvis Micro-Fibre Marc Fun-t	58.972	9	13	7.277	0.083	73.74
29	159		23 Benn RIDGWELL	Suzuki SV650 - Ridgely Racing	58.995	5	13	7.300	0.023	73.71
30	144		24 Nick CRONIN	Suzuki SV650 - Kite Motorcycles	59.341	7	13	7.646	0.346	73.28
31	272	R	7 Christopher COWAN	Suzuki SV650 - IMP Racing International	1:01.612	12	12	9.917	2.271	70.58
32	70	R	8 Vanessa GILLAM	Suzuki SV650 - No More Straps	1:02.405	7	12	10.710	0.793	69.68
33	20	R	9 Steve MALE	Suzuki SV650 - ATB Racing	1:14.478	1	1	22.783	12.073	58.38
34	78		25 Keith POVAH	Suzuki SV650 - 78Plate.com Screenprinting@crap.sack			0			

Weather / Track : Cloudy / Dry

These results are provisional until the conclusion of any judicial and technical matters.

Brands Hatch Indy

Circuit Length = 1.2079 miles

Start: 11:12 Flag 11:25 End: 11:26

Clerk Of Course :	Steward :	Timekeeper :
-------------------	-----------	--------------

Results can be found at www.tsl-timing.com

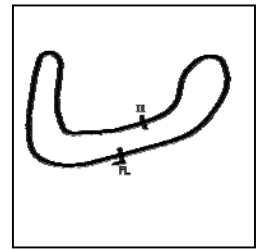
Printed - 11:30 Saturday, 05 October 2019



BMCRC - MRO Championships 2019 - Rnd 9 @ Brands Hatch Indy

MRO Minitwins & BMCRC Rookie Minitwins

QUALIFYING - SECTOR ANALYSIS



SECTOR 1 = FL to I1, SECTOR 2 = I1 to FL, DIFF = Difference To Personal Best Lap, P = Crossed Finish Line in Pit Lane, D = Time Disallowed

P1 26		Glynn DAVIES		Suzuki SV650 -		
IDEAL LAP TIME : 51.489		BEST LAP TIME : 51.695		DIFFERENCE : 0.206		
LAP	SECTOR 1	SECTOR 2	LAP TIME	MPH	DIFF	TIME OF DAY
1 -	31.447	22.375	53.822	80.79	2.127	11:13:37.320
2 -	31.422	21.256	52.678	82.55	0.983	11:14:29.998
3 -	30.603	21.790	52.393	82.99	0.698	11:15:22.391
4 -	30.763	21.131	51.894 (2)	83.79	0.199	11:16:14.285
5 -	30.809	20.886	51.695 (1)	84.12		11:17:05.980
6 -	31.551	21.597	53.148	81.82	1.453	11:17:59.128
7 -	32.526	21.726	54.252	80.15	2.557	11:18:53.380
8 -	31.499	21.325	52.824	82.32	1.129	11:19:46.204
9 -	31.079	21.563	52.642	82.60	0.947	11:20:38.846
10 -	30.794	21.894	52.688	82.53	0.993	11:21:31.534
11 -	30.838	21.129	51.967 (3)	83.68	0.272	11:22:23.501
12 -	30.949	21.148	52.097	83.47	0.402	11:23:15.598
13 -	30.907	21.216	52.123	83.42	0.428	11:24:07.721

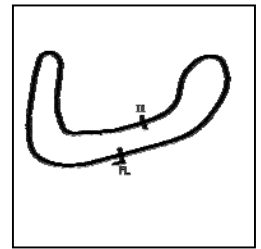
P2 184		David TWYFORD		Suzuki SV650 -		
IDEAL LAP TIME : 51.779		BEST LAP TIME : 51.779		DIFFERENCE : 0.000		
LAP	SECTOR 1	SECTOR 2	LAP TIME	MPH	DIFF	TIME OF DAY
1 -	35.456	24.318	59.774	72.75	7.995	11:14:00.000
2 -	34.317	22.918	57.235	75.97	5.456	11:14:57.235
3 -	31.736	22.119	53.855	80.74	2.076	11:15:51.090
4 -	31.390	21.052	52.442	82.92	0.663	11:16:43.532
5 -	31.256	20.876	52.132 (2)	83.41	0.353	11:17:35.664
6 -	32.708	21.193	53.901	80.67	2.122	11:18:29.565
7 -	31.320	21.029	52.349 (3)	83.06	0.570	11:19:21.914
8 -	32.221	21.413	53.634	81.07	1.855	11:20:15.548
9 -	30.982	20.797	51.779 (1)	83.98		11:21:07.327
10 -	31.982	21.436	53.418	81.40	1.639	11:22:00.745
11 -	31.109	22.011	53.120	81.86	1.341	11:22:53.865
12 -	32.374	22.160	54.534	79.74	2.755	11:23:48.399
13 -	31.747	21.465	53.212	81.72	1.433	11:24:41.611
14 -	31.502	21.011	52.513	82.81	0.734	11:25:34.124

P3 74		Daniel SINGLETON		Suzuki SV650 - Bambino Developments Racing		
IDEAL LAP TIME : 51.619		BEST LAP TIME : 52.312		DIFFERENCE : 0.693		
LAP	SECTOR 1	SECTOR 2	LAP TIME	MPH	DIFF	TIME OF DAY
1 -	32.899	23.151	56.050	77.58	3.738	11:13:37.256
2 -	32.241	21.101	53.342	81.52	1.030	11:14:30.598
3 -	30.711	21.672	52.383	83.01	0.071	11:15:22.981
4 -	31.356	21.495	52.851	82.28	0.539	11:16:15.832
5 -	31.669	21.098	52.767	82.41	0.455	11:17:08.599
6 -	31.245	21.067	52.312 (1)	83.12		11:18:00.911
7 -	32.523	21.486	54.009	80.51	1.697	11:18:54.920
8 -	31.581	21.568	53.149	81.81	0.837	11:19:48.069
9 -	31.462	20.908	52.370	83.03	0.058	11:20:40.439
10 -	31.289	21.376	52.665	82.57	0.353	11:21:33.104
11 -	31.463	22.096	53.559	81.19	1.247	11:22:26.663
12 -	31.180	21.759	52.939	82.14	0.627	11:23:19.602
13 -	32.121	21.453	53.574	81.17	1.262	11:24:13.176
14 -	31.174	21.178	52.352 (3)	83.06	0.040	11:25:05.528
15 -	30.928	21.388	52.316 (2)	83.12	0.004	11:25:57.844

BMCRC - MRO Championships 2019 - Rnd 9 @ Brands Hatch Indy

MRO Minitwins & BMCRC Rookie Minitwins

QUALIFYING - SECTOR ANALYSIS



SECTOR 1 = FL to I1, SECTOR 2 = I1 to FL, DIFF = Difference To Personal Best Lap, P = Crossed Finish Line in Pit Lane, D = Time Disallowed

P4 17 R		Tommy DOWNES		Suzuki SV650 - Ray Gnarley/ MoreMoto			
IDEAL LAP TIME : 52.533		BEST LAP TIME : 52.533		DIFFERENCE : 0.000			
LAP	SECTOR 1	SECTOR 2	LAP TIME	MPH	DIFF	TIME OF DAY	
1 -	32.604	22.181	54.785	79.37	2.252	11:13:37.047	
2 -	31.958	21.610	53.568	81.17	1.035	11:14:30.615	
3 -	31.399	21.579	52.978 (3)	82.08	0.445	11:15:23.593	
4 -	31.383	21.150	52.533 (1)	82.77		11:16:16.126	
5 -	31.550	21.275	52.825 (2)	82.32	0.292	11:17:08.951	
6 -	32.156	21.277	53.433	81.38	0.900	11:18:02.384	
7 -	33.001	21.991	54.992	79.07	2.459	11:18:57.376	

P5 199		Michael FROST		Suzuki SV650 -			
IDEAL LAP TIME :		BEST LAP TIME : 52.540		DIFFERENCE :			
LAP	SECTOR 1	SECTOR 2	LAP TIME	MPH	DIFF	TIME OF DAY	
1 -			1:01.368	70.86	8.828	11:13:59.614	
2 -			59.896	72.60	7.356	11:14:59.510	
3 -			59.852	72.65	7.312	11:15:59.362	
4 -			1:06.400	65.49	13.860	11:17:05.762	
5 -			52.540 (1)	82.76		11:17:58.302	
6 -			57.338 (2)	75.84	4.798	11:18:55.640	
7 -			1:57.477	37.01	1:04.937	11:20:53.117	
8 -			57.449 (3)	75.69	4.909	11:21:50.566	
9 -			58.370	74.50	5.830	11:22:48.936	
10 -			58.332	74.54	5.792	11:23:47.268	
11 -			58.367	74.50	5.827	11:24:45.635	
12 -			57.913	75.08	5.373	11:25:43.548	

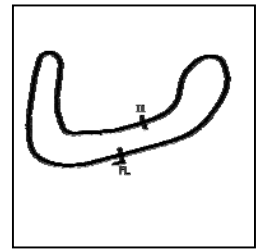
P6 86		Paul WITHERINGTON		Suzuki SV650 - PJW Plumbers			
IDEAL LAP TIME : 52.841		BEST LAP TIME : 52.897		DIFFERENCE : 0.056			
LAP	SECTOR 1	SECTOR 2	LAP TIME	MPH	DIFF	TIME OF DAY	
1 -	34.882	23.228	58.110	74.83	5.213	11:13:43.005	
2 -	33.577	22.145	55.722	78.04	2.825	11:14:38.727	
3 -	32.196	21.932	54.128	80.33	1.231	11:15:32.855	
4 -	32.346	21.700	54.046	80.46	1.149	11:16:26.901	
5 -	31.914	21.585	53.499	81.28	0.602	11:17:20.400	
6 -	32.317	IN PIT	2:18.517 P	31.39	1:25.620	11:19:38.917	
7 -	OUTLAP	21.693	1:01.242	71.00	8.345	11:20:40.159	
8 -	33.136	22.418	55.554	78.27	2.657	11:21:35.713	
9 -	32.009	21.994	54.003	80.52	1.106	11:22:29.716	
10 -	31.699	21.404	53.103 (2)	81.88	0.206	11:23:22.819	
11 -	31.603	21.532	53.135 (3)	81.84	0.238	11:24:15.954	
12 -	31.437	21.460	52.897 (1)	82.20		11:25:08.851	
13 -	44.743	26.234	1:10.977	61.26	18.080	11:26:19.828	

Weather / Track : Cloudy / Dry

BMCRC - MRO Championships 2019 - Rnd 9 @ Brands Hatch Indy

MRO Minitwins & BMCRC Rookie Minitwins

QUALIFYING - SECTOR ANALYSIS



SECTOR 1 = FL to I1, SECTOR 2 = I1 to FL, DIFF = Difference To Personal Best Lap, P = Crossed Finish Line in Pit Lane, D = Time Disallowed

P7 232 R		Matt WETHERELL		Suzuki SV650 - MSG Racing/Lamonde.com/FWR Tyres			
IDEAL LAP TIME : 53.684		BEST LAP TIME : 53.742		DIFFERENCE : 0.058			
LAP	SECTOR 1	SECTOR 2	LAP TIME	MPH	DIFF	TIME OF DAY	
1 -	35.495	23.760	59.255	73.38	5.513	11:13:42.522	
2 -	33.837	22.403	56.240	77.32	2.498	11:14:38.762	
3 -	32.997	22.121	55.118	78.89	1.376	11:15:33.880	
4 -	32.333	21.684	54.017 (2)	80.50	0.275	11:16:27.897	
5 -	32.534	21.589	54.123	80.34	0.381	11:17:22.020	
6 -	32.362	22.073	54.435	79.88	0.693	11:18:16.455	
7 -	32.503	21.563	54.066	80.43	0.324	11:19:10.521	
8 -	32.209	21.914	54.123	80.34	0.381	11:20:04.644	
9 -	33.036	22.487	55.523	78.32	1.781	11:21:00.167	
10 -	32.414	21.848	54.262	80.14	0.520	11:21:54.429	
11 -	32.723	22.154	54.877	79.24	1.135	11:22:49.306	
12 -	32.669	22.284	54.953	79.13	1.211	11:23:44.259	
13 -	32.571	21.475	54.046 (3)	80.46	0.304	11:24:38.305	
14 -	32.265	21.477	53.742 (1)	80.91		11:25:32.047	

P8 96		Dan HARRIS		Suzuki SV650 - HP Racing			
IDEAL LAP TIME : 53.664		BEST LAP TIME : 53.807		DIFFERENCE : 0.143			
LAP	SECTOR 1	SECTOR 2	LAP TIME	MPH	DIFF	TIME OF DAY	
1 -	33.984	23.316	57.300	75.89	3.493	11:13:43.359	
2 -	33.997	21.887	55.884	77.81	2.077	11:14:39.243	
3 -	32.894	21.943	54.837	79.30	1.030	11:15:34.080	
4 -	32.697	21.509	54.206 (3)	80.22	0.399	11:16:28.286	
5 -	32.564	21.619	54.183 (2)	80.25	0.376	11:17:22.469	
6 -	32.478	21.965	54.443	79.87	0.636	11:18:16.912	
7 -	32.405	21.402	53.807 (1)	80.81		11:19:10.719	
8 -	33.235	21.462	54.697	79.50	0.890	11:20:05.416	
9 -	32.262	22.292	54.554	79.71	0.747	11:20:59.970	

P9 81		Malvern MAY		Suzuki SV650 -			
IDEAL LAP TIME : 53.778		BEST LAP TIME : 54.025		DIFFERENCE : 0.247			
LAP	SECTOR 1	SECTOR 2	LAP TIME	MPH	DIFF	TIME OF DAY	
1 -	35.193	22.939	58.132	74.80	4.107	11:13:46.288	
2 -	33.311	21.917	55.228	78.73	1.203	11:14:41.516	
3 -	32.979	22.201	55.180	78.80	1.155	11:15:36.696	
4 -	32.852	21.695	54.547	79.72	0.522	11:16:31.243	
5 -	33.233	21.899	55.132	78.87	1.107	11:17:26.375	
6 -	32.579	23.256	55.835	77.88	1.810	11:18:22.210	
7 -	33.580	22.612	56.192	77.38	2.167	11:19:18.402	
8 -	34.169	23.384	57.553	75.55	3.528	11:20:15.955	
9 -	32.378	21.647	54.025 (1)	80.49		11:21:09.980	
10 -	32.131	21.969	54.100 (2)	80.38	0.075	11:22:04.080	
11 -	32.417	21.950	54.367 (3)	79.98	0.342	11:22:58.447	

P10 45		Tom STEVENS		Suzuki SV650 -			
IDEAL LAP TIME : 53.954		BEST LAP TIME : 54.236		DIFFERENCE : 0.282			
LAP	SECTOR 1	SECTOR 2	LAP TIME	MPH	DIFF	TIME OF DAY	
1 -	37.291	24.001	1:01.292	70.94	7.056	11:13:53.182	
2 -	34.907	22.257	57.164	76.07	2.928	11:14:50.346	
3 -	33.285	22.190	55.475	78.38	1.239	11:15:45.821	
4 -	32.507	21.729	54.236 (1)	80.17		11:16:40.057	
5 -	32.743	21.822	54.565	79.69	0.329	11:17:34.622	
6 -	33.210	21.761	54.971	79.10	0.735	11:18:29.593	
7 -	32.277	23.208	55.485	78.37	1.249	11:19:25.078	
8 -	33.789	22.027	55.816	77.90	1.580	11:20:20.894	
9 -	32.229	22.052	54.281 (2)	80.11	0.045	11:21:15.175	
10 -	32.684	21.725	54.409 (3)	79.92	0.173	11:22:09.584	

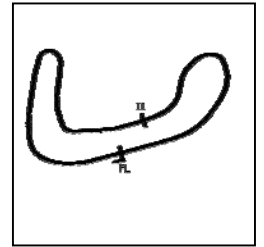
Weather / Track : Cloudy / Dry

Brands Hatch Indy
Circuit Length = 1.2079 miles
Start: 11:12 Flag 11:25 End: 11:26

BMCRC - MRO Championships 2019 - Rnd 9 @ Brands Hatch Indy

MRO Minitwins & BMCRC Rookie Minitwins

QUALIFYING - SECTOR ANALYSIS



SECTOR 1 = FL to I1, SECTOR 2 = I1 to FL, DIFF = Difference To Personal Best Lap, P = Crossed Finish Line in Pit Lane, D = Time Disallowed

P11 95 R		John REYNOLDS		Suzuki SV650 - Fins Motorcycles			
IDEAL LAP TIME : 54.227		BEST LAP TIME : 54.317		DIFFERENCE : 0.090			
LAP	SECTOR 1	SECTOR 2	LAP TIME	MPH	DIFF	TIME OF DAY	
1 -	34.866	23.787	58.653	74.14	4.336	11:13:42.870	
2 -	33.997	22.629	56.626	76.79	2.309	11:14:39.496	
3 -	33.087	22.122	55.209	78.76	0.892	11:15:34.705	
4 -	32.774	22.077	54.851 (2)	79.28	0.534	11:16:29.556	
5 -	33.017	22.113	55.130	78.87	0.813	11:17:24.686	
6 -	33.730	24.263	57.993	74.98	3.676	11:18:22.679	
7 -	33.366	22.216	55.582	78.23	1.265	11:19:18.261	
8 -	33.029	21.853	54.882 (3)	79.23	0.565	11:20:13.143	
9 -	32.431	21.886	54.317 (1)	80.05		11:21:07.460	
10 -	33.432	21.895	55.327	78.59	1.010	11:22:02.787	
11 -	32.621	22.898	55.519	78.32	1.202	11:22:58.306	
12 -	32.737	22.159	54.896	79.21	0.579	11:23:53.202	
13 -	33.076	22.068	55.144	78.85	0.827	11:24:48.346	
14 -	34.015	21.796	55.811	77.91	1.494	11:25:44.157	

P12 84		Ricardo BRANCO		Suzuki SV650 - IMP Racing			
IDEAL LAP TIME : 54.737		BEST LAP TIME : 54.737		DIFFERENCE : 0.000			
LAP	SECTOR 1	SECTOR 2	LAP TIME	MPH	DIFF	TIME OF DAY	
1 -	36.263	23.338	59.601	72.96	4.864	11:13:48.537	
2 -	34.246	22.768	57.014	76.27	2.277	11:14:45.551	
3 -	33.865	23.013	56.878	76.45	2.141	11:15:42.429	
4 -	33.294	22.482	55.776	77.96	1.039	11:16:38.205	
5 -	33.572	22.584	56.156	77.43	1.419	11:17:34.361	
6 -	33.771	22.219	55.990	77.66	1.253	11:18:30.351	
7 -	33.003	22.890	55.893	77.80	1.156	11:19:26.244	
8 -	33.481	22.837	56.318	77.21	1.581	11:20:22.562	
9 -	33.059	22.364	55.423 (3)	78.46	0.686	11:21:17.985	
10 -	33.413	22.366	55.779	77.96	1.042	11:22:13.764	
11 -	32.681	22.056	54.737 (1)	79.44		11:23:08.501	
12 -	32.739	22.058	54.797 (2)	79.35	0.060	11:24:03.298	
13 -	33.739	22.950	56.689	76.70	1.952	11:24:59.987	
14 -	34.040	22.158	56.198	77.38	1.461	11:25:56.185	

P13 46		Jeff MORRIS		Suzuki SV650 -			
IDEAL LAP TIME : 54.667		BEST LAP TIME : 54.951		DIFFERENCE : 0.284			
LAP	SECTOR 1	SECTOR 2	LAP TIME	MPH	DIFF	TIME OF DAY	
1 -	36.071	23.814	59.885	72.61	4.934	11:13:49.091	
2 -	33.877	22.807	56.684	76.71	1.733	11:14:45.775	
3 -	34.238	22.608	56.846	76.49	1.895	11:15:42.621	
4 -	33.672	22.150	55.822	77.90	0.871	11:16:38.443	
5 -	33.516	22.570	56.086	77.53	1.135	11:17:34.529	
6 -	34.266	22.054	56.320	77.21	1.369	11:18:30.849	
7 -	33.263	22.322	55.585	78.23	0.634	11:19:26.434	
8 -	33.078	22.496	55.574	78.24	0.623	11:20:22.008	
9 -	32.882	22.069	54.951 (1)	79.13		11:21:16.959	
10 -	32.862	22.159	55.021 (3)	79.03	0.070	11:22:11.980	
11 -	32.889	22.084	54.973 (2)	79.10	0.022	11:23:06.953	
12 -	32.613	22.617	55.230	78.73	0.279	11:24:02.183	
13 -	33.138	22.783	55.921	77.76	0.970	11:24:58.104	
14 -	32.934	22.162	55.096	78.92	0.145	11:25:53.200	

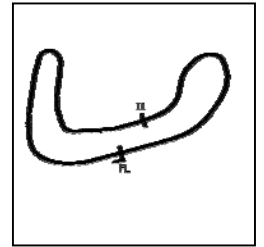
Weather / Track : Cloudy / Dry

Brands Hatch Indy
Circuit Length = 1.2079 miles
Start: 11:12 Flag 11:25 End: 11:26

BMCRC - MRO Championships 2019 - Rnd 9 @ Brands Hatch Indy

MRO Minitwins & BMCRC Rookie Minitwins

QUALIFYING - SECTOR ANALYSIS



SECTOR 1 = FL to I1, SECTOR 2 = I1 to FL, DIFF = Difference To Personal Best Lap, P = Crossed Finish Line in Pit Lane, D = Time Disallowed

P14 12		Russell TAYLOR		Suzuki SV650 -		
IDEAL LAP TIME : 55.355		BEST LAP TIME : 55.355		DIFFERENCE : 0.000		
LAP	SECTOR 1	SECTOR 2	LAP TIME	MPH	DIFF	TIME OF DAY
1 -	OUTLAP	24.271	1:05.426	66.46	10.071	11:20:50.055
2 -	34.743	23.029	57.772	75.27	2.417	11:21:47.827
3 -	33.840	22.457	56.297	77.24	0.942	11:22:44.124
4 -	33.289	22.537	55.826 (2)	77.89	0.471	11:23:39.950
5 -	33.123	23.073	56.196 (3)	77.38	0.841	11:24:36.146
6 -	33.058	22.297	55.355 (1)	78.55		11:25:31.501

P15 137		Charlie CRAWT		Suzuki SV650 - Pass Bike Motorcycle Training & Sublime Desig		
IDEAL LAP TIME : 55.554		BEST LAP TIME : 55.554		DIFFERENCE : 0.000		
LAP	SECTOR 1	SECTOR 2	LAP TIME	MPH	DIFF	TIME OF DAY
1 -	36.614	24.916	1:01.530	70.67	5.976	11:14:08.297
2 -	36.170	23.357	59.527	73.05	3.973	11:15:07.824
3 -	34.685	23.278	57.963	75.02	2.409	11:16:05.787
4 -	34.337	22.925	57.262	75.94	1.708	11:17:03.049
5 -	34.370	22.889	57.259	75.94	1.705	11:18:00.308
6 -	34.444	22.497	56.941 (3)	76.37	1.387	11:18:57.249
7 -	34.823	23.437	58.260	74.64	2.706	11:19:55.509
8 -	36.348	22.779	59.127	73.54	3.573	11:20:54.636
9 -	34.101	23.152	57.253	75.95	1.699	11:21:51.889
10 -	33.691	23.017	56.708 (2)	76.68	1.154	11:22:48.597
11 -	33.178	22.376	55.554 (1)	78.27		11:23:44.151

P16 13		Wil GREEN		Suzuki SV650 - Faith Fueled Racing		
IDEAL LAP TIME : 55.715		BEST LAP TIME : 55.715		DIFFERENCE : 0.000		
LAP	SECTOR 1	SECTOR 2	LAP TIME	MPH	DIFF	TIME OF DAY
1 -	37.865	25.627	1:03.492	68.49	7.777	11:13:58.965
2 -	35.007	23.700	58.707	74.07	2.992	11:14:57.672
3 -	33.670	22.676	56.346	77.17	0.631	11:15:54.018
4 -	33.723	22.436	56.159 (2)	77.43	0.444	11:16:50.177
5 -	33.707	22.518	56.225 (3)	77.34	0.510	11:17:46.402
6 -	33.323	22.392	55.715 (1)	78.05		11:18:42.117

P17 28		Matthew LAWSON		Ducati 800SS -		
IDEAL LAP TIME : 55.767		BEST LAP TIME : 55.861		DIFFERENCE : 0.094		
LAP	SECTOR 1	SECTOR 2	LAP TIME	MPH	DIFF	TIME OF DAY
1 -	37.225	25.220	1:02.445	69.63	6.584	11:13:58.082
2 -	35.144	24.084	59.228	73.42	3.367	11:14:57.310
3 -	34.474	23.215	57.689	75.38	1.828	11:15:54.999
4 -	34.349	22.807	57.156	76.08	1.295	11:16:52.155
5 -	34.278	22.712	56.990	76.30	1.129	11:17:49.145
6 -	33.823	22.762	56.585	76.85	0.724	11:18:45.730
7 -	33.811	22.873	56.684	76.71	0.823	11:19:42.414
8 -	34.454	23.048	57.502	75.62	1.641	11:20:39.916
9 -	33.243	22.618	55.861 (1)	77.84		11:21:35.777
10 -	34.289	22.656	56.945	76.36	1.084	11:22:32.722
11 -	33.552	22.568	56.120	77.48	0.259	11:23:28.842
12 -	33.417	22.596	56.013 (2)	77.63	0.152	11:24:24.855
13 -	33.493	22.524	56.017 (3)	77.63	0.156	11:25:20.872

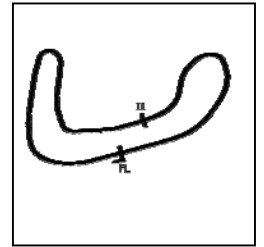
Weather / Track : Cloudy / Dry

Brands Hatch Indy
Circuit Length = 1.2079 miles
Start: 11:12 Flag 11:25 End: 11:26

BMCRC - MRO Championships 2019 - Rnd 9 @ Brands Hatch Indy

MRO Minitwins & BMCRC Rookie Minitwins

QUALIFYING - SECTOR ANALYSIS



SECTOR 1 = FL to I1, SECTOR 2 = I1 to FL, DIFF = Difference To Personal Best Lap, P = Crossed Finish Line in Pit Lane, D = Time Disallowed

P18 40 R		Simon WILKINSON		Suzuki SV650 - S P Wilkinson Engineering Ltd			
IDEAL LAP TIME : 56.327		BEST LAP TIME : 56.327		DIFFERENCE : 0.000			
LAP	SECTOR 1	SECTOR 2	LAP TIME	MPH	DIFF	TIME OF DAY	
1 -	38.921	23.808	1:02.729	69.32	6.402	11:14:03.950	
2 -	36.637	23.067	59.704	72.83	3.377	11:15:03.654	
3 -	34.055	22.834	56.889 (3)	76.44	0.562	11:16:00.543	
4 -	37.851	23.335	1:01.186	71.07	4.859	11:17:01.729	
5 -	36.308	22.965	59.273	73.36	2.946	11:18:01.002	
6 -	37.834	22.461	1:00.295	72.12	3.968	11:19:01.297	
7 -	36.150	24.072	1:00.222	72.20	3.895	11:20:01.519	
8 -	35.156	23.707	58.863	73.87	2.536	11:21:00.382	
9 -	34.129	22.601	56.730 (2)	76.65	0.403	11:21:57.112	
10 -	34.407	23.044	57.451	75.69	1.124	11:22:54.563	
11 -	34.380	23.112	57.492	75.63	1.165	11:23:52.055	
12 -	33.976	22.351	56.327 (1)	77.20		11:24:48.382	
13 -	37.511	22.950	1:00.461	71.92	4.134	11:25:48.843	

P19 0		Luke STANLEY		Suzuki SV650 - Urban Race Tribe			
IDEAL LAP TIME : 56.428		BEST LAP TIME : 56.645		DIFFERENCE : 0.217			
LAP	SECTOR 1	SECTOR 2	LAP TIME	MPH	DIFF	TIME OF DAY	
1 -	36.544	24.596	1:01.140	71.12	4.495	11:13:59.255	
2 -	35.990	23.893	59.883	72.61	3.238	11:14:59.138	
3 -	35.252	22.860	58.112	74.83	1.467	11:15:57.250	
4 -	34.431	22.831	57.262	75.94	0.617	11:16:54.512	
5 -	34.090	22.732	56.822 (3)	76.53	0.177	11:17:51.334	
6 -	34.635	22.725	57.360	75.81	0.715	11:18:48.694	
7 -	33.955	22.880	56.835	76.51	0.190	11:19:45.529	
8 -	34.100	22.588	56.688 (2)	76.71	0.043	11:20:42.217	
9 -	33.840	22.805	56.645 (1)	76.76		11:21:38.862	
10 -	33.845	23.582	57.427	75.72	0.782	11:22:36.289	
11 -	34.048	22.962	57.010	76.27	0.365	11:23:33.299	
12 -	34.507	23.142	57.649	75.43	1.004	11:24:30.948	
13 -	34.131	22.830	56.961	76.34	0.316	11:25:27.909	

P20 63		Steve SMULOVIC		Suzuki SV650 - SFC Racing			
IDEAL LAP TIME : 57.015		BEST LAP TIME : 57.015		DIFFERENCE : 0.000			
LAP	SECTOR 1	SECTOR 2	LAP TIME	MPH	DIFF	TIME OF DAY	
1 -	40.478	25.814	1:06.292	65.59	9.277	11:13:57.973	
2 -	36.965	24.162	1:01.127	71.14	4.112	11:14:59.100	
3 -	36.361	24.417	1:00.778	71.54	3.763	11:15:59.878	
4 -	36.733	23.739	1:00.472	71.91	3.457	11:17:00.350	
5 -	35.412	23.117	58.529	74.29	1.514	11:17:58.879	
6 -	35.319	22.910	58.229	74.68	1.214	11:18:57.108	
7 -	35.566	23.362	58.928	73.79	1.913	11:19:56.036	
8 -	35.179	22.912	58.091	74.85	1.076	11:20:54.127	
9 -	35.668	22.871	58.539	74.28	1.524	11:21:52.666	
10 -	34.600	22.879	57.479 (3)	75.65	0.464	11:22:50.145	
11 -	34.878	23.759	58.637	74.16	1.622	11:23:48.782	
12 -	34.416	22.904	57.320 (2)	75.86	0.305	11:24:46.102	
13 -	34.248	22.767	57.015 (1)	76.27		11:25:43.117	

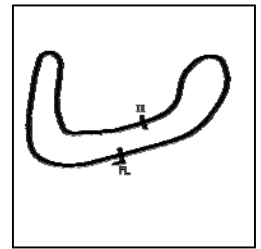
Weather / Track : Cloudy / Dry

Brands Hatch Indy
Circuit Length = 1.2079 miles
Start: 11:12 Flag 11:25 End: 11:26

BMCRC - MRO Championships 2019 - Rnd 9 @ Brands Hatch Indy

MRO Minitwins & BMCRC Rookie Minitwins

QUALIFYING - SECTOR ANALYSIS



SECTOR 1 = FL to I1, SECTOR 2 = I1 to FL, DIFF = Difference To Personal Best Lap, P = Crossed Finish Line in Pit Lane, D = Time Disallowed

P21 44		Tony PARKER		Suzuki SV650 - Emerald Elevators/PriceLess Copiers			
IDEAL LAP TIME : 56.859		BEST LAP TIME : 57.248		DIFFERENCE : 0.389			
LAP	SECTOR 1	SECTOR 2	LAP TIME	MPH	DIFF	TIME OF DAY	
1 -	39.881	26.001	1:05.882	66.00	8.634	11:14:08.745	
2 -	36.374	23.694	1:00.068	72.39	2.820	11:15:08.813	
3 -	35.335	23.619	58.954	73.76	1.706	11:16:07.767	
4 -	35.269	23.079	58.348	74.52	1.100	11:17:06.115	
5 -	35.399	23.000	58.399	74.46	1.151	11:18:04.514	
6 -	34.791	22.665	57.456 (2)	75.68	0.208	11:19:01.970	
7 -	35.116	23.701	58.817	73.93	1.569	11:20:00.787	
8 -	35.323	23.202	58.525	74.30	1.277	11:20:59.312	
9 -	34.272	22.976	57.248 (1)	75.96		11:21:56.560	
10 -	34.666	23.087	57.753	75.29	0.505	11:22:54.313	
11 -	34.459	23.159	57.618	75.47	0.370	11:23:51.931	
12 -	34.971	22.587	57.558 (3)	75.55	0.310	11:24:49.489	

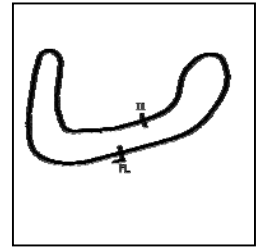
P22 51		Andrew DURANT		Suzuki SV650 -			
IDEAL LAP TIME : 57.263		BEST LAP TIME : 57.263		DIFFERENCE : 0.000			
LAP	SECTOR 1	SECTOR 2	LAP TIME	MPH	DIFF	TIME OF DAY	
1 -	38.859	26.189	1:05.048	66.85	7.785	11:13:58.469	
2 -	36.483	24.015	1:00.498	71.88	3.235	11:14:58.967	
3 -	36.107	24.057	1:00.164	72.27	2.901	11:15:59.131	
4 -	36.195	23.894	1:00.089	72.36	2.826	11:16:59.220	
5 -	34.672	23.151	57.823	75.20	0.560	11:17:57.043	
6 -	34.648	23.802	58.450	74.39	1.187	11:18:55.493	
7 -	35.648	23.372	59.020	73.68	1.757	11:19:54.513	
8 -	34.351	22.912	57.263 (1)	75.94		11:20:51.776	
9 -	34.407	23.575	57.982	74.99	0.719	11:21:49.758	
10 -	34.355	22.972	57.327 (2)	75.85	0.064	11:22:47.085	
11 -	34.383	22.969	57.352 (3)	75.82	0.089	11:23:44.437	
12 -	34.778	23.025	57.803	75.23	0.540	11:24:42.240	
13 -	34.733	23.040	57.773	75.27	0.510	11:25:40.013	

P23 101 E		Glen TRIPP		Honda CBR 600FW - yaki too racing any help would be great			
IDEAL LAP TIME : 57.230		BEST LAP TIME : 57.579		DIFFERENCE : 0.349			
LAP	SECTOR 1	SECTOR 2	LAP TIME	MPH	DIFF	TIME OF DAY	
1 -	39.637	23.789	1:03.426	68.56	5.847	11:14:04.800	
2 -	36.771	22.801	59.572	72.99	1.993	11:15:04.372	
3 -	35.547	22.544	58.091	74.85	0.512	11:16:02.463	
4 -	35.158	22.883	58.041 (3)	74.92	0.462	11:17:00.504	
5 -	35.669	23.574	59.243	73.40	1.664	11:17:59.747	
6 -	35.717	22.874	58.591	74.21	1.012	11:18:58.338	
7 -	35.448	23.470	58.918	73.80	1.339	11:19:57.256	
8 -	35.364	22.934	58.298	74.59	0.719	11:20:55.554	
9 -	35.125	22.454	57.579 (1)	75.52		11:21:53.133	
10 -	34.776	22.987	57.763 (2)	75.28	0.184	11:22:50.896	
11 -	35.181	22.953	58.134	74.80	0.555	11:23:49.030	
12 -	35.692	22.832	58.524	74.30	0.945	11:24:47.554	
13 -	35.735	22.665	58.400	74.46	0.821	11:25:45.954	

BMCRC - MRO Championships 2019 - Rnd 9 @ Brands Hatch Indy

MRO Minitwins & BMCRC Rookie Minitwins

QUALIFYING - SECTOR ANALYSIS



SECTOR 1 = FL to I1, SECTOR 2 = I1 to FL, DIFF = Difference To Personal Best Lap, P = Crossed Finish Line in Pit Lane, D = Time Disallowed

P24 126		Damien LECHAUVE		Suzuki SV650 -		
IDEAL LAP TIME : 57.642		BEST LAP TIME : 57.810		DIFFERENCE : 0.168		
LAP	SECTOR 1	SECTOR 2	LAP TIME	MPH	DIFF	TIME OF DAY
1 -	40.153	25.333	1:05.486	66.40	7.676	11:13:57.319
2 -	36.233	24.782	1:01.015	71.27	3.205	11:14:58.334
3 -	36.830	24.011	1:00.841	71.47	3.031	11:15:59.175
4 -	36.213	24.024	1:00.237	72.19	2.427	11:16:59.412
5 -	35.990	23.162	59.152	73.51	1.342	11:17:58.564
6 -	35.098	22.952	58.050 (2)	74.91	0.240	11:18:56.614
7 -	35.317	23.480	58.797	73.95	0.987	11:19:55.411
8 -	35.134	23.092	58.226 (3)	74.68	0.416	11:20:53.637
9 -	34.991	23.392	58.383	74.48	0.573	11:21:52.020
10 -	34.690	23.120	57.810 (1)	75.22		11:22:49.830
11 -	34.948	23.859	58.807	73.94	0.997	11:23:48.637
12 -	35.508	23.260	58.768	73.99	0.958	11:24:47.405
13 -	35.478	23.095	58.573	74.24	0.763	11:25:45.978

P25 112 R		Jamie NAGY		Suzuki SV650 - Steelmate		
IDEAL LAP TIME : 57.929		BEST LAP TIME : 57.964		DIFFERENCE : 0.035		
LAP	SECTOR 1	SECTOR 2	LAP TIME	MPH	DIFF	TIME OF DAY
1 -	39.602	25.577	1:05.179	66.71	7.215	11:13:51.951
2 -	37.596	23.952	1:01.548	70.65	3.584	11:14:53.499
3 -	36.544	24.045	1:00.589	71.77	2.625	11:15:54.088
4 -	36.380	23.822	1:00.202	72.23	2.238	11:16:54.290
5 -	36.446	23.956	1:00.402	71.99	2.438	11:17:54.692
6 -	36.573	23.793	1:00.366	72.03	2.402	11:18:55.058
7 -	36.422	23.787	1:00.209	72.22	2.245	11:19:55.267
8 -	36.621	23.795	1:00.416	71.97	2.452	11:20:55.683
9 -	35.782	23.952	59.734	72.79	1.770	11:21:55.417
10 -	35.447	24.020	59.467 (3)	73.12	1.503	11:22:54.884
11 -	35.108	23.448	58.556 (2)	74.26	0.592	11:23:53.440
12 -	34.481	23.483	57.964 (1)	75.02		11:24:51.404
13 -	35.433	24.384	59.817	72.69	1.853	11:25:51.221

P26 43		Robert DAVIE		Suzuki SV650 -		
IDEAL LAP TIME :		BEST LAP TIME : 58.205		DIFFERENCE :		
LAP	SECTOR 1	SECTOR 2	LAP TIME	MPH	DIFF	TIME OF DAY
1 -			1:01.190	71.06	2.985	11:15:08.550
2 -			1:00.907	71.39	2.702	11:16:09.457
3 -			58.920	73.80	0.715	11:17:08.377
4 -			58.591	74.21	0.386	11:18:06.968
5 -			59.227	73.42	1.022	11:19:06.195
6 -			58.471	74.37	0.266	11:20:04.666
7 -			59.028	73.67	0.823	11:21:03.694
8 -			58.205 (1)	74.71		11:22:01.899
9 -			58.304 (2)	74.58	0.099	11:23:00.203
10 -			58.339 (3)	74.54	0.134	11:23:58.542
11 -			59.778	72.74	1.573	11:24:58.320
12 -			59.816	72.69	1.611	11:25:58.136

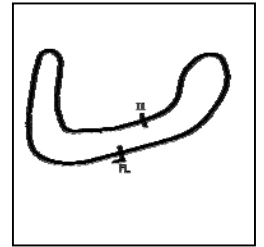
Weather / Track : Cloudy / Dry

Brands Hatch Indy
Circuit Length = 1.2079 miles
Start: 11:12 Flag 11:25 End: 11:26

BMCRC - MRO Championships 2019 - Rnd 9 @ Brands Hatch Indy

MRO Minitwins & BMCRC Rookie Minitwins

QUALIFYING - SECTOR ANALYSIS



SECTOR 1 = FL to I1, SECTOR 2 = I1 to FL, DIFF = Difference To Personal Best Lap, P = Crossed Finish Line in Pit Lane, D = Time Disallowed

P27 6		Andrew FIRTH		Suzuki SV650 - LTRmotorcycles.co.uk		
IDEAL LAP TIME : 58.073		BEST LAP TIME : 58.242		DIFFERENCE : 0.169		
LAP	SECTOR 1	SECTOR 2	LAP TIME	MPH	DIFF	TIME OF DAY
1 -	38.879	26.432	1:05.311	66.58	7.069	11:13:59.188
2 -	36.581	24.451	1:01.032	71.25	2.790	11:15:00.220
3 -	35.836	24.133	59.969	72.51	1.727	11:16:00.189
4 -	36.203	23.743	59.946	72.54	1.704	11:17:00.135
5 -	36.590	24.032	1:00.622	71.73	2.380	11:18:00.757
6 -	43.353	25.142	1:08.495	63.48	10.253	11:19:09.252
7 -	35.464	23.392	58.856	73.88	0.614	11:20:08.108
8 -	35.124	23.379	58.503	74.33	0.261	11:21:06.611
9 -	34.912	23.385	58.297 (3)	74.59	0.055	11:22:04.908
10 -	35.137	23.605	58.742	74.02	0.500	11:23:03.650
11 -	35.004	23.238	58.242 (1)	74.66		11:24:01.892
12 -	35.083	23.161	58.244 (2)	74.66	0.002	11:25:00.136
13 -	34.947	23.669	58.616	74.18	0.374	11:25:58.752

P28 60 R		Alan HENSBY		Suzuki SV650 -		
IDEAL LAP TIME :		BEST LAP TIME : 58.889		DIFFERENCE :		
LAP	SECTOR 1	SECTOR 2	LAP TIME	MPH	DIFF	TIME OF DAY
1 -			2:07.150	34.20	1:08.261	11:15:07.101
2 -			59.394	73.21	0.505	11:16:06.495
3 -			2:00.086	36.21	1:01.197	11:18:06.581
4 -			59.406	73.20	0.517	11:19:05.987
5 -			59.648	72.90	0.759	11:20:05.635
6 -			59.474	73.11	0.585	11:21:05.109
7 -			59.235 (2)	73.41	0.346	11:22:04.344
8 -			58.889 (1)	73.84		11:23:03.233
9 -			59.300 (3)	73.33	0.411	11:24:02.533

P29 50		Adam RIDGWELL		Suzuki SV650 - Face-Plant Jarvis Micro-Fibre Marc Fun-time Fr		
IDEAL LAP TIME : 58.720		BEST LAP TIME : 58.972		DIFFERENCE : 0.252		
LAP	SECTOR 1	SECTOR 2	LAP TIME	MPH	DIFF	TIME OF DAY
1 -	39.040	25.214	1:04.254	67.67	5.282	11:13:55.447
2 -	37.565	24.824	1:02.389	69.70	3.417	11:14:57.836
3 -	36.965	23.968	1:00.933	71.36	1.961	11:15:58.769
4 -	36.236	24.047	1:00.283	72.13	1.311	11:16:59.052
5 -	36.605	24.276	1:00.881	71.42	1.909	11:17:59.933
6 -	36.788	23.838	1:00.626	71.72	1.654	11:19:00.559
7 -	36.332	23.753	1:00.085	72.37	1.113	11:20:00.644
8 -	35.884	23.728	59.612 (3)	72.94	0.640	11:21:00.256
9 -	35.649	23.323	58.972 (1)	73.74		11:21:59.228
10 -	35.397	23.668	59.065 (2)	73.62	0.093	11:22:58.293
11 -	35.726	23.899	59.625	72.93	0.653	11:23:57.918
12 -	36.141	23.930	1:00.071	72.39	1.099	11:24:57.989
13 -	36.336	23.788	1:00.124	72.32	1.152	11:25:58.113

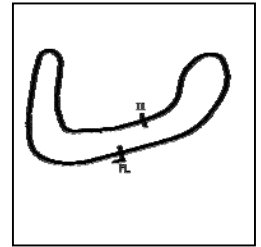
Weather / Track : Cloudy / Dry

Brands Hatch Indy
Circuit Length = 1.2079 miles
Start: 11:12 Flag 11:25 End: 11:26

BMCRC - MRO Championships 2019 - Rnd 9 @ Brands Hatch Indy

MRO Minitwins & BMCRC Rookie Minitwins

QUALIFYING - SECTOR ANALYSIS



SECTOR 1 = FL to I1, SECTOR 2 = I1 to FL, DIFF = Difference To Personal Best Lap, P = Crossed Finish Line in Pit Lane, D = Time Disallowed

P30 159		Benn RIDGWELL		Suzuki SV650 - Ridgely Racing			
IDEAL LAP TIME : 58.698		BEST LAP TIME : 58.995		DIFFERENCE : 0.297			
LAP	SECTOR 1	SECTOR 2	LAP TIME	MPH	DIFF	TIME OF DAY	
1 -	38.466	25.410	1:03.876	68.07	4.881	11:13:52.170	
2 -	36.513	24.096	1:00.609	71.74	1.614	11:14:52.779	
3 -	35.753	23.685	59.438	73.16	0.443	11:15:52.217	
4 -	35.761	23.657	59.418	73.18	0.423	11:16:51.635	
5 -	35.516	23.479	58.995 (1)	73.71		11:17:50.630	
6 -	35.892	24.164	1:00.056	72.40	1.061	11:18:50.686	
7 -	36.034	23.918	59.952	72.53	0.957	11:19:50.638	
8 -	35.786	23.948	59.734	72.79	0.739	11:20:50.372	
9 -	35.219	23.956	59.175 (3)	73.48	0.180	11:21:49.547	
10 -	35.621	23.642	59.263	73.37	0.268	11:22:48.810	
11 -	35.709	24.008	59.717	72.82	0.722	11:23:48.527	
12 -	35.349	23.668	59.017 (2)	73.68	0.022	11:24:47.544	
13 -	37.334	23.905	1:01.239	71.01	2.244	11:25:48.783	

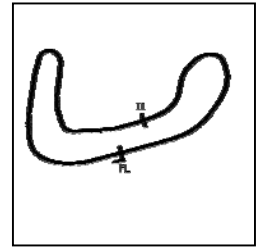
P31 144		Nick CRONIN		Suzuki SV650 - Kite Motorcycles			
IDEAL LAP TIME : 58.933		BEST LAP TIME : 59.341		DIFFERENCE : 0.408			
LAP	SECTOR 1	SECTOR 2	LAP TIME	MPH	DIFF	TIME OF DAY	
1 -	40.558	26.365	1:06.923	64.97	7.582	11:14:08.422	
2 -	38.672	24.343	1:03.015	69.00	3.674	11:15:11.437	
3 -	35.912	24.225	1:00.137	72.31	0.796	11:16:11.574	
4 -	38.266	24.847	1:03.113	68.90	3.772	11:17:14.687	
5 -	37.686	24.364	1:02.050	70.08	2.709	11:18:16.737	
6 -	35.587	24.130	59.717 (3)	72.82	0.376	11:19:16.454	
7 -	35.823	23.518	59.341 (1)	73.28		11:20:15.795	
8 -	35.415	24.297	59.712 (2)	72.82	0.371	11:21:15.507	
9 -	35.966	23.874	59.840	72.67	0.499	11:22:15.347	
10 -	36.162	24.486	1:00.648	71.70	1.307	11:23:15.995	
11 -	36.108	23.708	59.816	72.69	0.475	11:24:15.811	
12 -	35.834	24.177	1:00.011	72.46	0.670	11:25:15.822	
13 -	36.867	24.440	1:01.307	70.93	1.966	11:26:17.129	

P32 272 R		Christopher COWAN		Suzuki SV650 - IMP Racing International			
IDEAL LAP TIME : 1:01.612		BEST LAP TIME : 1:01.612		DIFFERENCE : 0.000			
LAP	SECTOR 1	SECTOR 2	LAP TIME	MPH	DIFF	TIME OF DAY	
1 -	41.001	27.578	1:08.579	63.41	6.967	11:14:03.481	
2 -	38.991	25.453	1:04.444	67.47	2.832	11:15:07.925	
3 -	38.116	25.181	1:03.297	68.70	1.685	11:16:11.222	
4 -	38.403	24.671	1:03.074	68.94	1.462	11:17:14.296	
5 -	38.155	25.501	1:03.656	68.31	2.044	11:18:17.952	
6 -	37.931	25.142	1:03.073	68.94	1.461	11:19:21.025	
7 -	37.940	25.241	1:03.181	68.82	1.569	11:20:24.206	
8 -	38.220	24.988	1:03.208	68.79	1.596	11:21:27.414	
9 -	37.886	24.967	1:02.853 (2)	69.18	1.241	11:22:30.267	
10 -	38.060	25.120	1:03.180	68.82	1.568	11:23:33.447	
11 -	37.863	25.098	1:02.961 (3)	69.06	1.349	11:24:36.408	
12 -	37.261	24.351	1:01.612 (1)	70.58		11:25:38.020	

BMCRC - MRO Championships 2019 - Rnd 9 @ Brands Hatch Indy

MRO Minitwins & BMCRC Rookie Minitwins

QUALIFYING - SECTOR ANALYSIS



SECTOR 1 = FL to I1, SECTOR 2 = I1 to FL, DIFF = Difference To Personal Best Lap, P = Crossed Finish Line in Pit Lane, D = Time Disallowed

P33 70 R		Vanessa GILLAM		Suzuki SV650 - No More Straps			
IDEAL LAP TIME : 1:02.405		BEST LAP TIME : 1:02.405		DIFFERENCE : 0.000			
LAP	SECTOR 1	SECTOR 2	LAP TIME	MPH	DIFF	TIME OF DAY	
1 -	41.348	26.896	1:08.244	63.72	5.839	11:14:07.234	
2 -	40.149	25.546	1:05.695	66.19	3.290	11:15:12.929	
3 -	38.621	25.405	1:04.026	67.91	1.621	11:16:16.955	
4 -	37.798	25.221	1:03.019 (2)	69.00	0.614	11:17:19.974	
5 -	38.281	25.259	1:03.540	68.43	1.135	11:18:23.514	
6 -	37.969	25.325	1:03.294 (3)	68.70	0.889	11:19:26.808	
7 -	37.460	24.945	1:02.405 (1)	69.68		11:20:29.213	
8 -	38.598	25.773	1:04.371	67.55	1.966	11:21:33.584	
9 -	37.926	25.479	1:03.405	68.58	1.000	11:22:36.989	
10 -	38.026	25.779	1:03.805	68.15	1.400	11:23:40.794	
11 -	39.752	26.225	1:05.977	65.91	3.572	11:24:46.771	
12 -	39.518	26.667	1:06.185	65.70	3.780	11:25:52.956	

P34 20 R		Steve MALE		Suzuki SV650 - ATB Racing			
IDEAL LAP TIME : 1:09.311		BEST LAP TIME : 1:14.478		DIFFERENCE : 5.167			
LAP	SECTOR 1	SECTOR 2	LAP TIME	MPH	DIFF	TIME OF DAY	
1 -	45.667	28.811	1:14.478 (1)	58.38		11:14:19.665	

BMCRC - MRO Championships 2019 - Rnd 9 @ Brands Hatch Indy

MRO Minitwins & BMCRC Rookie Minitwins

QUALIFYING - BEST SECTORS

SECTOR 1			SECTOR 2			IDEAL / BEST COMPARISON						
POS	NO	NAME	TIME	NO	NAME	TIME	POS	NO	NAME	IDEAL	BEST	DIFF
									PERFECT LAP	51.400		
1	26	DAVIES	30.603	184	TWYFORD	20.797	1	26	DAVIES	51.489	51.695	0.206
2	74	SINGLETON	30.711	26	DAVIES	20.886	2	74	SINGLETON	51.619	52.312	0.693
3	184	TWYFORD	30.982	74	SINGLETON	20.908	3	184	TWYFORD	51.779	51.779	0.000
4	17	DOWNES	31.383	17	DOWNES	21.150	4	17	DOWNES	52.533	52.533	0.000
5	86	WITHERINGTON	31.437	96	HARRIS	21.402	5	86	WITHERINGTON	52.841	52.897	0.056
6	81	MAY	32.131	86	WITHERINGTON	21.404	6	96	HARRIS	53.664	53.807	0.143
7	232	WETHERELL	32.209	232	WETHERELL	21.475	7	232	WETHERELL	53.684	53.742	0.058
8	45	STEVENS	32.229	81	MAY	21.647	8	81	MAY	53.778	54.025	0.247
9	96	HARRIS	32.262	45	STEVENS	21.725	9	45	STEVENS	53.954	54.236	0.282
10	95	REYNOLDS	32.431	95	REYNOLDS	21.796	10	95	REYNOLDS	54.227	54.317	0.090
11	46	MORRIS	32.613	46	MORRIS	22.054	11	46	MORRIS	54.667	54.951	0.284
12	84	BRANCO	32.681	84	BRANCO	22.056	12	84	BRANCO	54.737	54.737	0.000
13	78	POVAH	32.917	12	TAYLOR	22.297	13	12	TAYLOR	55.355	55.355	0.000
14	12	TAYLOR	33.058	40	WILKINSON	22.351	14	137	CRAWT	55.554	55.554	0.000
15	137	CRAWT	33.178	137	CRAWT	22.376	15	13	GREEN	55.715	55.715	0.000
16	28	LAWSON	33.243	13	GREEN	22.392	16	28	LAWSON	55.767	55.861	0.094
17	13	GREEN	33.323	28	LAWSON	22.524	17	40	WILKINSON	56.327	56.327	0.000
18	0	STANLEY	33.840	44	PARKER	22.587	18	0	STANLEY	56.428	56.645	0.217
19	40	WILKINSON	33.976	0	STANLEY	22.588	19	44	PARKER	56.859	57.248	0.389
20	63	SMULOVIC	34.248	63	SMULOVIC	22.767	20	63	SMULOVIC	57.015	57.015	0.000
21	44	PARKER	34.272	51	DURANT	22.912	21	51	DURANT	57.263	57.263	0.000
22	51	DURANT	34.351	126	LECHAUVE	22.952	22	126	LECHAUVE	57.642	57.810	0.168
23	112	NAGY	34.481	6	FIRTH	23.161	23	112	NAGY	57.929	57.964	0.035
24	126	LECHAUVE	34.690	50	RIDGWELL	23.323	24	6	FIRTH	58.073	58.242	0.169
25	6	FIRTH	34.912	112	NAGY	23.448	25	159	RIDGWELL	58.698	58.995	0.297
26	159	RIDGWELL	35.219	159	RIDGWELL	23.479	26	50	RIDGWELL	58.720	58.972	0.252
27	50	RIDGWELL	35.397	144	CRONIN	23.518	27	144	CRONIN	58.933	59.341	0.408
28	144	CRONIN	35.415	272	COWAN	24.351	28	272	COWAN	1:01.612	1:01.612	0.000
29	272	COWAN	37.261	70	GILLAM	24.945	29	70	GILLAM	1:02.405	1:02.405	0.000
30	70	GILLAM	37.460	20	MALE	28.811	30	20	MALE	1:09.311	1:14.478	5.167
31	20	MALE	40.500				31	43	DAVIE		58.205	
32							32	199	FROST		52.540	
33							33	60	HENSBY		58.889	
34												

Weather / Track : Cloudy / Dry

Results can be found at www.tsl-timing.com

Brands Hatch Indy
Circuit Length = 1.2079 miles
Start: 11:12 Flag 11:25 End: 11:26

Printed - 12:16 Saturday, 05 October 2019

BMCRC - MRO Championships 2019 - Rnd 9 @ Brands Hatch Indy

MRO Minitwins & BMCRC Rookie Minitwins

QUALIFYING - STATISTICS

Competitors Started 35
Planned Start 2019-10-05 @ 11:00:00.000
Actual Start 2019-10-05 @ 11:12:24.460
Finish Time 2019-10-05 @ 11:25:16.412
Track Length 1.2079mi.
Total Laps 397
Total Distance Covered 479.5544mi.

Session Fastest Lap History

NO	CL	NAME	LAP TIME	TIME OF DAY	LAP	VEHICLE
17	R	Tommy DOWNES	54.785	11:13:37.065	1	Suzuki SV650
26		Glynn DAVIES	53.822	11:13:37.320	1	Suzuki SV650
26		Glynn DAVIES	52.678	11:14:30.016	2	Suzuki SV650
26		Glynn DAVIES	52.393	11:15:22.410	3	Suzuki SV650
74		Daniel SINGLETON	52.383	11:15:23.005	3	Suzuki SV650
26		Glynn DAVIES	51.894	11:16:14.304	4	Suzuki SV650
26		Glynn DAVIES	51.695	11:17:05.997	5	Suzuki SV650

Flag History

TYPE	TIME OF DAY
GREEN	11:12:24.460
FINISH	11:25:16.412

Flag Statistics

TYPE	COUNT	TOTAL LAPS	TOTAL TIME
Green	1	15	13:59.462
Red	0	0	0.000
Safety Car	0	0	0.000
FCY	0	0	0.000

Weather / Track : Cloudy / Dry

These results are provisional until the conclusion of any judicial and technical matters.

Brands Hatch Indy

Circuit Length = 1.2079 miles

Start: 11:12 Flag 11:25 End: 11:26

Clerk Of Course :

Timekeeper :

BMCRC - MRO Championships 2019 - Rnd 9 @ Brands Hatch Indy

MRO Minitwins & BMCRC Rookie Minitwins

QUALIFYING - STATISTICS

CLASS :

25 Starters

Fastest Lap History

NO	NAME	LAP TIME	TIME OF DAY	LAP	VEHICLE
74	Daniel SINGLETON	56.050	11:13:37.281	1	Suzuki SV650
26	Glynn DAVIES	53.822	11:13:37.320	1	Suzuki SV650
26	Glynn DAVIES	52.678	11:14:30.016	2	Suzuki SV650
26	Glynn DAVIES	52.393	11:15:22.410	3	Suzuki SV650
74	Daniel SINGLETON	52.383	11:15:23.005	3	Suzuki SV650
26	Glynn DAVIES	51.894	11:16:14.304	4	Suzuki SV650
26	Glynn DAVIES	51.695	11:17:05.997	5	Suzuki SV650

Weather / Track : Cloudy / Dry

These results are provisional until the conclusion of any judicial and technical matters.

Brands Hatch Indy

Circuit Length = 1.2079 miles

Start: 11:12 Flag 11:25 End: 11:26

Clerk Of Course :

Timekeeper :

BMCRC - MRO Championships 2019 - Rnd 9 @ Brands Hatch Indy

MRO Minitwins & BMCRC Rookie Minitwins

QUALIFYING - STATISTICS

CLASS : R

9 Starters

Fastest Lap History

NO	NAME	LAP TIME	TIME OF DAY	LAP	VEHICLE
17	Tommy DOWNES	54.785	11:13:37.065	1	Suzuki SV650
17	Tommy DOWNES	53.568	11:14:30.615	2	Suzuki SV650
17	Tommy DOWNES	52.978	11:15:23.610	3	Suzuki SV650
17	Tommy DOWNES	52.533	11:16:16.143	4	Suzuki SV650

Weather / Track : Cloudy / Dry

These results are provisional until the conclusion of any judicial and technical matters.

Brands Hatch Indy

Circuit Length = 1.2079 miles

Start: 11:12 Flag 11:25 End: 11:26

Clerk Of Course :

Timekeeper :

BMCRC - MRO Championships 2019 - Rnd 9 @ Brands Hatch Indy

MRO Minitwins & BMCRC Rookie Minitwins

QUALIFYING - STATISTICS

CLASS : E

1 Starters

Fastest Lap History

NO	NAME	LAP TIME	TIME OF DAY	LAP	VEHICLE
101	Glen TRIPP	1:03.426	11:14:04.811	1	Honda CBR 600FW
101	Glen TRIPP	59.572	11:15:04.384	2	Honda CBR 600FW
101	Glen TRIPP	58.091	11:16:02.473	3	Honda CBR 600FW
101	Glen TRIPP	58.041	11:17:00.515	4	Honda CBR 600FW
101	Glen TRIPP	57.579	11:21:53.143	9	Honda CBR 600FW

Weather / Track : Cloudy / Dry

These results are provisional until the conclusion of any judicial and technical matters.

Brands Hatch Indy

Circuit Length = 1.2079 miles

Start: 11:12 Flag 11:25 End: 11:26

Clerk Of Course :

Timekeeper :

BMCRC - MRO Championships 2019 - Rnd 9 @ Brands Hatch Indy



MRO Minitwins & BMCRC Rookie Minitwins

RACE 10 - GRID (10 Laps)

ROW 12				34	78	Keith POVAH				
ROW 11		1:14.478		33	20	Steve MALE	1:02.405			
				32	70	Vanessa GILLAM	1:01.612			
ROW 10				31	272	Christopher COWAN				
ROW 10	59.341		58.995				58.972			
ROW 10	30	144	Nick CRONIN	29	159	Benn RIDGWELL	28	50	Adam RIDGWELL	
ROW 9		58.889					58.242	58.205		
ROW 9		27	60	Alan HENSBY	26	6	Andrew FIRTH	25	43	Robert DAVIE
ROW 8	57.964		57.810				57.263			
ROW 8	24	112	Jamie NAGY	23	126	Damien LECHAUVE	22	51	Andrew DURANT	
ROW 7		57.248					57.015	56.645		
ROW 7		21	44	Tony PARKER	20	63	Steve SMULOVIC	19	0	Luke STANLEY
ROW 6	56.327		55.861				55.715			
ROW 6	18	40	Simon WILKINSON	17	28	Matthew LAWSON	16	13	Wil GREEN	
ROW 5		55.554					55.355	54.951		
ROW 5		15	137	Charlie CRAWT	14	12	Russell TAYLOR	13	46	Jeff MORRIS
ROW 4	54.737		54.317				54.236			
ROW 4	12	84	Ricardo BRANCO	11	95	John REYNOLDS	10	45	Tom STEVENS	
ROW 3		54.025					53.807	53.742		
ROW 3		9	81	Malvern MAY	8	96	Dan HARRIS	7	232	Matt WETHERELL
ROW 2	52.897		52.540				52.533			
ROW 2	6	86	Paul WITHERINGTON	5	199	Michael FROST	4	17	Tommy DOWNES	
ROW 1		52.312					51.779	51.695		
ROW 1		3	74	Daniel SINGLETON	2	184	David TWYFORD	1	26	Glynn DAVIES
									Pole	

Brands Hatch Indy
Circuit Length = 1.2079 miles

These results are provisional until the conclusion of any judicial and technical matters.

Clerk Of Course :	Steward :	Timekeeper :
-------------------	-----------	--------------

Results can be found at www.tsl-timing.com

Printed - 11:32 Saturday, 05 October 2019



BMCRC - MRO Championships 2019 - Rnd 9 @ Brands Hatch Indy



MRO Minitwins & BMCRC Rookie Minitwins

RACE 10 - CLASSIFICATION

POS	NO	CL	PIC NAME	ENTRY	LAPS	TIME	GAP	DIFF	MPH	BEST	ON
1	26		1 Glynn DAVIES	Suzuki SV650 -	10	8:43.983			82.99	51.349	7
2	74		2 Daniel SINGLETON	Suzuki SV650 - Bambino Developments Racing	10	8:51.819	7.836	7.836	81.76	51.988	5
3	17	R	1 Tommy DOWNES	Suzuki SV650 - Ray Gnarley/ MoreMoto	10	8:57.728	13.745	5.909	80.86	52.715	4
4	96		3 Dan HARRIS	Suzuki SV650 - HP Racing	10	8:58.213	14.230	0.485	80.79	52.698	3
5	86		4 Paul WITHERINGTON	Suzuki SV650 - PJW Plumbers	10	8:59.743	15.760	1.530	80.56	52.847	4
6	232	R	2 Matt WETHERELL	Suzuki SV650 - MSG Racing/Lamonde.com/FWR T	10	9:05.445	21.462	5.702	79.72	53.349	8
7	45		5 Tom STEVENS	Suzuki SV650 -	10	9:05.586	21.603	0.141	79.70	53.475	4
8	95	R	3 John REYNOLDS	Suzuki SV650 - Fins Motorcycles	10	9:10.564	26.581	4.978	78.98	53.887	3
9	81		6 Malvern MAY	Suzuki SV650 -	10	9:12.880	28.897	2.316	78.65	54.013	4
10	84		7 Ricardo BRANCO	Suzuki SV650 - IMP Racing	10	9:16.188	32.205	3.308	78.18	54.420	4
11	12		8 Russell TAYLOR	Suzuki SV650 -	10	9:22.332	38.349	6.144	77.33	54.800	10
12	28		9 Matthew LAWSON	Ducati 800SS -	10	9:24.716	40.733	2.384	77.00	54.784	10
13	137		10 Charlie CRAWT	Suzuki SV650 - Pass Bike Motorcycle Training & Su	10	9:24.833	40.850	0.117	76.98	55.030	10
14	46		11 Jeff MORRIS	Suzuki SV650 -	10	9:25.106	41.123	0.273	76.95	54.848	10
15	126		12 Damien LECHAUVE	Suzuki SV650 -	10	9:39.964	55.981	14.858	74.98	56.450	8
16	63		13 Steve SMULOVIC	Suzuki SV650 - SFC Racing	10	9:40.938	56.955	0.974	74.85	56.700	6
17	0		14 Luke STANLEY	Suzuki SV650 - Urban Race Tribe	10	9:41.067	57.084	0.129	74.83	56.873	3
18	44		15 Tony PARKER	Suzuki SV650 - Emerald Elevators/PriceLess Copier	10	9:41.134	57.151	0.067	74.82	56.631	8
19	40	R	4 Simon WILKINSON	Suzuki SV650 - S P Wilkinson Engineering Ltd	10	9:41.189	57.206	0.055	74.82	56.644	5
20	199		16 Michael FROST	Suzuki SV650 -	10	9:42.271	58.288	1.082	74.68	56.862	8
21	51		17 Andrew DURANT	Suzuki SV650 -	9	8:48.094	1 Lap	1 Lap	74.11	56.850	5
22	112	R	5 Jamie NAGY	Suzuki SV650 - Steelmate	9	8:55.276	1 Lap	7.182	73.11	57.016	9
23	159		18 Benn RIDGWELL	Suzuki SV650 - Ridgely Racing	9	9:02.838	1 Lap	7.562	72.09	58.386	5
24	43		19 Robert DAVIE	Suzuki SV650 -	9	9:02.971	1 Lap	0.133	72.08	58.338	9
25	6		20 Andrew FIRTH	Suzuki SV650 - LTRmotorcycles.co.uk	9	9:02.983	1 Lap	0.012	72.07	58.338	9
26	50		21 Adam RIDGWELL	Suzuki SV650 - Face-Plant Jarvis Micro-Fibre Marc	9	9:04.275	1 Lap	1.292	71.90	58.746	7
27	60	R	6 Alan HENSBY	Suzuki SV650 -	9	9:12.251	1 Lap	7.976	70.86	59.583	4
28	144		22 Nick CRONIN	Suzuki SV650 - Kite Motorcycles	9	9:15.245	1 Lap	2.994	70.48	59.052	6
29	70	R	7 Vanessa GILLAM	Suzuki SV650 - No More Straps	9	9:38.513	1 Lap	23.268	67.65	1:02.529	9
30	20	R	8 Steve MALE	Suzuki SV650 - ATB Racing	8	9:12.570	2 Laps	1 Lap	62.95	1:06.793	8

NOT CLASSIFIED

DNF	184		David TWYFORD	Suzuki SV650 -	5	4:27.175	5 Laps	3 Laps	81.38	51.936	3
-----	-----	--	---------------	----------------	---	----------	--------	--------	-------	--------	---

FASTEST LAP

	26		Glynn DAVIES	Suzuki SV650 -	7	51.349			84.68 mph	136.29 kph	
	17	R	Tommy DOWNES	Suzuki SV650 - Ray Gnarley/ MoreMoto	4	52.715			82.49 mph	132.75 kph	

Class - 92.5% of Race Speed = 76.76 mph
 Class R - 92.5% of Race Speed = 74.79 mph

Brands Hatch Indy
 Circuit Length = 1.2079 miles
 Start: 16:50 Flag 16:59 End: 17:00

Weather / Track : Cloudy / Dry

These results are provisional until the conclusion of any judicial and technical matters.

Clerk Of Course :	Steward :	Timekeeper :
-------------------	-----------	--------------

Results can be found at www.tsl-timing.com

Printed - 17:14 Saturday, 05 October 2019



BMCRC - MRO Championships 2019 - Rnd 9 @ Brands Hatch Indy

MRO Minitwins & BMCRC Rookie Minitwins

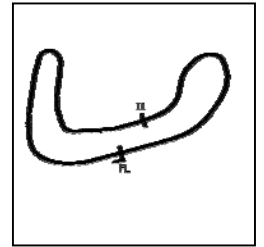
RACE 10 - LAP CHART

44	57.151	57.643
40	57.206	57.596
199	58.288	58.877

BMCRC - MRO Championships 2019 - Rnd 9 @ Brands Hatch Indy

MRO Minitwins & BMCRC Rookie Minitwins

RACE 10 - SECTOR ANALYSIS



SECTOR 1 = FL to I1, SECTOR 2 = I1 to FL, DIFF = Difference To Personal Best Lap, P = Crossed Finish Line in Pit Lane, D = Time Disallowed

P1 26		Glynn DAVIES		Suzuki SV650 -		
IDEAL LAP TIME : 51.322		BEST LAP TIME : 51.349		DIFFERENCE : 0.027		
LAP	SECTOR 1	SECTOR 2	LAP TIME	MPH	DIFF	TIME OF DAY
1 -		20.837	57.068	76.19	5.719	16:51:34.055
2 -	30.878	21.120	51.998	83.63	0.649	16:52:26.053
3 -	30.525	20.908	51.433 (3)	84.54	0.084	16:53:17.486
4 -	30.704	20.929	51.633	84.22	0.284	16:54:09.119
5 -	30.519	20.857	51.376 (2)	84.64	0.027	16:55:00.495
6 -	30.739	21.320	52.059	83.53	0.710	16:55:52.554
7 -	30.546	20.803	51.349 (1)	84.68		16:56:43.903
8 -	31.541	20.882	52.423	82.95	1.074	16:57:36.326
9 -	30.793	20.877	51.670	84.16	0.321	16:58:27.996
10 -	31.066	21.908	52.974	82.08	1.625	16:59:20.970

P2 74		Daniel SINGLETON		Suzuki SV650 - Bambino Developments Racing		
IDEAL LAP TIME : 51.781		BEST LAP TIME : 51.988		DIFFERENCE : 0.207		
LAP	SECTOR 1	SECTOR 2	LAP TIME	MPH	DIFF	TIME OF DAY
1 -		21.150	57.991	74.98	6.003	16:51:34.978
2 -	30.970	21.981	52.951	82.12	0.963	16:52:27.929
3 -	31.093	21.085	52.178 (3)	83.34	0.190	16:53:20.107
4 -	31.293	20.916	52.209	83.29	0.221	16:54:12.316
5 -	30.865	21.123	51.988 (1)	83.64		16:55:04.304
6 -	31.090	20.997	52.087 (2)	83.48	0.099	16:55:56.391
7 -	31.442	21.275	52.717	82.48	0.729	16:56:49.108
8 -	31.320	21.443	52.763	82.41	0.775	16:57:41.871
9 -	31.923	21.196	53.119	81.86	1.131	16:58:34.990
10 -	32.028	21.788	53.816	80.80	1.828	16:59:28.806

P3 17 R		Tommy DOWNES		Suzuki SV650 - Ray Gnarley/ MoreMoto		
IDEAL LAP TIME : 52.576		BEST LAP TIME : 52.715		DIFFERENCE : 0.139		
LAP	SECTOR 1	SECTOR 2	LAP TIME	MPH	DIFF	TIME OF DAY
1 -		21.595	59.021	73.67	6.306	16:51:36.008
2 -	31.253	21.573	52.826 (3)	82.31	0.111	16:52:28.834
3 -	31.292	21.445	52.737 (2)	82.45	0.022	16:53:21.571
4 -	31.345	21.370	52.715 (1)	82.49		16:54:14.286
5 -	31.757	21.508	53.265	81.64	0.550	16:55:07.551
6 -	31.547	21.599	53.146	81.82	0.431	16:56:00.697
7 -	31.657	21.536	53.193	81.75	0.478	16:56:53.890
8 -	33.111	21.803	54.914	79.18	2.199	16:57:48.804
9 -	31.646	21.388	53.034	81.99	0.319	16:58:41.838
10 -	31.554	21.323	52.877	82.23	0.162	16:59:34.715

P4 96		Dan HARRIS		Suzuki SV650 - HP Racing		
IDEAL LAP TIME : 52.549		BEST LAP TIME : 52.698		DIFFERENCE : 0.149		
LAP	SECTOR 1	SECTOR 2	LAP TIME	MPH	DIFF	TIME OF DAY
1 -		21.301	1:00.456	71.92	7.758	16:51:37.443
2 -	32.380	21.520	53.900	80.67	1.202	16:52:31.343
3 -	31.515	21.183	52.698 (1)	82.51		16:53:24.041
4 -	31.682	21.177	52.859	82.26	0.161	16:54:16.900
5 -	31.776	21.034	52.810 (3)	82.34	0.112	16:55:09.710
6 -	31.618	21.138	52.756 (2)	82.42	0.058	16:56:02.466
7 -	31.791	21.203	52.994	82.05	0.296	16:56:55.460
8 -	31.746	21.786	53.532	81.23	0.834	16:57:48.992
9 -	31.857	21.074	52.931	82.15	0.233	16:58:41.923
10 -	32.187	21.090	53.277	81.62	0.579	16:59:35.200

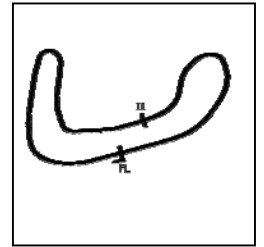
Weather / Track : Cloudy / Dry

Brands Hatch Indy
Circuit Length = 1.2079 miles
Start: 16:50 Flag 16:59 End: 17:00

BMCRC - MRO Championships 2019 - Rnd 9 @ Brands Hatch Indy

MRO Minitwins & BMCRC Rookie Minitwins

RACE 10 - SECTOR ANALYSIS



SECTOR 1 = FL to I1, SECTOR 2 = I1 to FL, DIFF = Difference To Personal Best Lap, P = Crossed Finish Line in Pit Lane, D = Time Disallowed

P5 86		Paul WITHERINGTON		Suzuki SV650 - PJW Plumbers		
IDEAL LAP TIME : 52.737		BEST LAP TIME : 52.847		DIFFERENCE : 0.110		
LAP	SECTOR 1	SECTOR 2	LAP TIME	MPH	DIFF	TIME OF DAY
1 -		21.662	1:00.279	72.14	7.432	16:51:37.266
2 -	31.770	21.438	53.208	81.72	0.361	16:52:30.474
3 -	31.692	21.533	53.225	81.70	0.378	16:53:23.699
4 -	31.548	21.299	52.847 (1)	82.28		16:54:16.546
5 -	31.609	21.280	52.889 (2)	82.22	0.042	16:55:09.435
6 -	31.475	21.455	52.930 (3)	82.15	0.083	16:56:02.365
7 -	32.078	21.279	53.357	81.50	0.510	16:56:55.722
8 -	31.696	21.692	53.388	81.45	0.541	16:57:49.110
9 -	31.922	21.262	53.184	81.76	0.337	16:58:42.294
10 -	33.082	21.354	54.436	79.88	1.589	16:59:36.730

P6 232 R		Matt WETHERELL		Suzuki SV650 - MSG Racing/Lamonde.com/FWR Tyres		
IDEAL LAP TIME : 53.046		BEST LAP TIME : 53.349		DIFFERENCE : 0.303		
LAP	SECTOR 1	SECTOR 2	LAP TIME	MPH	DIFF	TIME OF DAY
1 -		21.704	1:00.225	72.20	6.876	16:51:37.212
2 -	32.346	21.823	54.169	80.27	0.820	16:52:31.381
3 -	32.081	21.415	53.496 (3)	81.28	0.147	16:53:24.877
4 -	32.040	21.348	53.388 (2)	81.45	0.039	16:54:18.265
5 -	32.163	21.568	53.731	80.93	0.382	16:55:11.996
6 -	31.954	21.825	53.779	80.86	0.430	16:56:05.775
7 -	32.634	21.531	54.165	80.28	0.816	16:56:59.940
8 -	31.698	21.651	53.349 (1)	81.51		16:57:53.289
9 -	32.221	21.924	54.145	80.31	0.796	16:58:47.434
10 -	32.655	22.343	54.998	79.06	1.649	16:59:42.432

P7 45		Tom STEVENS		Suzuki SV650 -		
IDEAL LAP TIME : 53.151		BEST LAP TIME : 53.475		DIFFERENCE : 0.324		
LAP	SECTOR 1	SECTOR 2	LAP TIME	MPH	DIFF	TIME OF DAY
1 -		21.638	1:01.502	70.70	8.027	16:51:38.489
2 -	32.793	21.418	54.211	80.21	0.736	16:52:32.700
3 -	32.529	21.380	53.909	80.66	0.434	16:53:26.609
4 -	32.127	21.348	53.475 (1)	81.32		16:54:20.084
5 -	31.821	21.693	53.514 (2)	81.26	0.039	16:55:13.598
6 -	32.354	21.330	53.684	81.00	0.209	16:56:07.282
7 -	32.801	21.449	54.250	80.15	0.775	16:57:01.532
8 -	32.082	21.523	53.605 (3)	81.12	0.130	16:57:55.137
9 -	32.077	21.552	53.629	81.08	0.154	16:58:48.766
10 -	32.209	21.598	53.807	80.81	0.332	16:59:42.573

P8 95 R		John REYNOLDS		Suzuki SV650 - Fins Motorcycles		
IDEAL LAP TIME : 53.443		BEST LAP TIME : 53.887		DIFFERENCE : 0.444		
LAP	SECTOR 1	SECTOR 2	LAP TIME	MPH	DIFF	TIME OF DAY
1 -		21.782	1:01.148	71.11	7.261	16:51:38.135
2 -	32.792	21.648	54.440	79.87	0.553	16:52:32.575
3 -	32.169	21.718	53.887 (1)	80.69		16:53:26.462
4 -	32.705	21.813	54.518	79.76	0.631	16:54:20.980
5 -	32.368	22.382	54.750	79.42	0.863	16:55:15.730
6 -	32.319	21.687	54.006 (3)	80.52	0.119	16:56:09.736
7 -	32.558	22.197	54.755	79.41	0.868	16:57:04.491
8 -	32.295	21.723	54.018	80.50	0.131	16:57:58.509
9 -	31.795	22.100	53.895 (2)	80.68	0.008	16:58:52.404
10 -	32.598	22.549	55.147	78.85	1.260	16:59:47.551

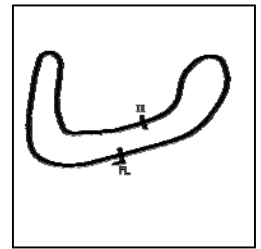
Weather / Track : Cloudy / Dry

Brands Hatch Indy
Circuit Length = 1.2079 miles
Start: 16:50 Flag 16:59 End: 17:00

BMCRC - MRO Championships 2019 - Rnd 9 @ Brands Hatch Indy

MRO Minitwins & BMCRC Rookie Minitwins

RACE 10 - SECTOR ANALYSIS



SECTOR 1 = FL to I1, SECTOR 2 = I1 to FL, DIFF = Difference To Personal Best Lap, P = Crossed Finish Line in Pit Lane, D = Time Disallowed

P9 81 Malvern MAY		Suzuki SV650 -				
IDEAL LAP TIME : 53.796		BEST LAP TIME : 54.013				
		DIFFERENCE : 0.217				
LAP	SECTOR 1	SECTOR 2	LAP TIME	MPH	DIFF	TIME OF DAY
1 -		21.885	1:01.950	70.19	7.937	16:51:38.937
2 -	32.652	21.759	54.411 (3)	79.92	0.398	16:52:33.348
3 -	32.189	21.982	54.171 (2)	80.27	0.158	16:53:27.519
4 -	32.406	21.607	54.013 (1)	80.51		16:54:21.532
5 -	32.239	22.395	54.634	79.59	0.621	16:55:16.166
6 -	32.766	21.864	54.630	79.60	0.617	16:56:10.796
7 -	32.788	22.274	55.062	78.97	1.049	16:57:05.858
8 -	33.006	21.939	54.945	79.14	0.932	16:58:00.803
9 -	32.831	21.687	54.518	79.76	0.505	16:58:55.321
10 -	32.831	21.715	54.546	79.72	0.533	16:59:49.867

P10 84 Ricardo BRANCO		Suzuki SV650 - IMP Racing				
IDEAL LAP TIME : 54.257		BEST LAP TIME : 54.420				
		DIFFERENCE : 0.163				
LAP	SECTOR 1	SECTOR 2	LAP TIME	MPH	DIFF	TIME OF DAY
1 -		21.917	1:02.198	69.91	7.778	16:51:39.185
2 -	32.781	21.662	54.443 (2)	79.87	0.023	16:52:33.628
3 -	32.627	21.823	54.450 (3)	79.86	0.030	16:53:28.078
4 -	32.595	21.825	54.420 (1)	79.90		16:54:22.498
5 -	32.848	21.786	54.634	79.59	0.214	16:55:17.132
6 -	32.862	22.294	55.156	78.84	0.736	16:56:12.288
7 -	33.244	21.877	55.121	78.89	0.701	16:57:07.409
8 -	33.655	21.930	55.585	78.23	1.165	16:58:02.994
9 -	32.998	22.008	55.006	79.05	0.586	16:58:58.000
10 -	33.106	22.069	55.175	78.81	0.755	16:59:53.175

P11 12 Russell TAYLOR		Suzuki SV650 -				
IDEAL LAP TIME : 54.764		BEST LAP TIME : 54.800				
		DIFFERENCE : 0.036				
LAP	SECTOR 1	SECTOR 2	LAP TIME	MPH	DIFF	TIME OF DAY
1 -		22.247	1:03.056	68.96	8.256	16:51:40.043
2 -	33.379	22.126	55.505	78.34	0.705	16:52:35.548
3 -	33.384	22.250	55.634	78.16	0.834	16:53:31.182
4 -	33.188	22.221	55.409	78.48	0.609	16:54:26.591
5 -	32.972	22.266	55.238 (2)	78.72	0.438	16:55:21.829
6 -	33.361	22.777	56.138	77.46	1.338	16:56:17.967
7 -	33.121	22.210	55.331 (3)	78.59	0.531	16:57:13.298
8 -	33.227	22.646	55.873	77.83	1.073	16:58:09.171
9 -	33.267	22.081	55.348	78.56	0.548	16:59:04.519
10 -	32.683	22.117	54.800 (1)	79.35		16:59:59.319

P12 28 Matthew LAWSON		Ducati 800SS -				
IDEAL LAP TIME : 54.688		BEST LAP TIME : 54.784				
		DIFFERENCE : 0.096				
LAP	SECTOR 1	SECTOR 2	LAP TIME	MPH	DIFF	TIME OF DAY
1 -		22.997	1:05.108	66.78	10.324	16:51:42.095
2 -	33.064	22.631	55.695	78.07	0.911	16:52:37.790
3 -	33.372	22.366	55.738	78.01	0.954	16:53:33.528
4 -	33.198	22.259	55.457	78.41	0.673	16:54:28.985
5 -	33.159	22.446	55.605	78.20	0.821	16:55:24.590
6 -	33.277	22.560	55.837	77.88	1.053	16:56:20.427
7 -	33.768	22.247	56.015	77.63	1.231	16:57:16.442
8 -	33.294	22.132	55.426 (3)	78.45	0.642	16:58:11.868
9 -	33.260	21.791	55.051 (2)	78.99	0.267	16:59:06.919
10 -	32.897	21.887	54.784 (1)	79.37		17:00:01.703

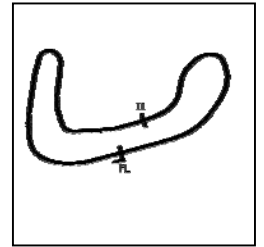
Weather / Track : Cloudy / Dry

Brands Hatch Indy
Circuit Length = 1.2079 miles
Start: 16:50 Flag 16:59 End: 17:00

BMCRC - MRO Championships 2019 - Rnd 9 @ Brands Hatch Indy

MRO Minitwins & BMCRC Rookie Minitwins

RACE 10 - SECTOR ANALYSIS



SECTOR 1 = FL to I1, SECTOR 2 = I1 to FL, DIFF = Difference To Personal Best Lap, P = Crossed Finish Line in Pit Lane, D = Time Disallowed

P13 137		Charlie CRAWT		Suzuki SV650 - Pass Bike Motorcycle Training & Sublime Desig			
IDEAL LAP TIME : 54.915		BEST LAP TIME : 55.030		DIFFERENCE : 0.115			
LAP	SECTOR 1	SECTOR 2	LAP TIME	MPH	DIFF	TIME OF DAY	
1 -		22.686	1:03.723	68.24	8.693	16:51:40.710	
2 -	34.074	22.716	56.790	76.57	1.760	16:52:37.500	
3 -	34.006	22.419	56.425	77.06	1.395	16:53:33.925	
4 -	33.278	22.202	55.480	78.38	0.450	16:54:29.405	
5 -	33.180	22.199	55.379 (3)	78.52	0.349	16:55:24.784	
6 -	33.134	22.411	55.545	78.28	0.515	16:56:20.329	
7 -	33.145	22.471	55.616	78.18	0.586	16:57:15.945	
8 -	33.214	22.154	55.368 (2)	78.54	0.338	16:58:11.313	
9 -	33.355	22.122	55.477	78.38	0.447	16:59:06.790	
10 -	33.249	21.781	55.030 (1)	79.02		17:00:01.820	

P14 46		Jeff MORRIS		Suzuki SV650 -			
IDEAL LAP TIME : 54.674		BEST LAP TIME : 54.848		DIFFERENCE : 0.174			
LAP	SECTOR 1	SECTOR 2	LAP TIME	MPH	DIFF	TIME OF DAY	
1 -		23.097	1:05.247	66.64	10.399	16:51:42.234	
2 -	33.151	22.541	55.692	78.08	0.844	16:52:37.926	
3 -	34.719	21.832	56.551	76.89	1.703	16:53:34.477	
4 -	32.955	22.557	55.512	78.33	0.664	16:54:29.989	
5 -	32.957	22.180	55.137 (2)	78.86	0.289	16:55:25.126	
6 -	33.174	22.367	55.541	78.29	0.693	16:56:20.667	
7 -	33.211	22.326	55.537	78.30	0.689	16:57:16.204	
8 -	33.182	22.598	55.780	77.95	0.932	16:58:11.984	
9 -	33.362	21.899	55.261 (3)	78.69	0.413	16:59:07.245	
10 -	33.129	21.719	54.848 (1)	79.28		17:00:02.093	

P15 126		Damien LECHAUVE		Suzuki SV650 -			
IDEAL LAP TIME : 56.450		BEST LAP TIME : 56.450		DIFFERENCE : 0.000			
LAP	SECTOR 1	SECTOR 2	LAP TIME	MPH	DIFF	TIME OF DAY	
1 -		24.085	1:07.156	64.75	10.706	16:51:44.143	
2 -	34.257	23.190	57.447	75.69	0.997	16:52:41.590	
3 -	33.919	22.869	56.788 (3)	76.57	0.338	16:53:38.378	
4 -	33.796	22.911	56.707 (2)	76.68	0.257	16:54:35.085	
5 -	34.094	22.936	57.030	76.25	0.580	16:55:32.115	
6 -	34.004	22.913	56.917	76.40	0.467	16:56:29.032	
7 -	34.540	22.749	57.289	75.90	0.839	16:57:26.321	
8 -	33.738	22.712	56.450 (1)	77.03		16:58:22.771	
9 -	33.986	23.098	57.084	76.17	0.634	16:59:19.855	
10 -	33.850	23.246	57.096	76.16	0.646	17:00:16.951	

P16 63		Steve SMULOVIC		Suzuki SV650 - SFC Racing			
IDEAL LAP TIME : 56.353		BEST LAP TIME : 56.700		DIFFERENCE : 0.347			
LAP	SECTOR 1	SECTOR 2	LAP TIME	MPH	DIFF	TIME OF DAY	
1 -		22.727	1:05.980	65.90	9.280	16:51:42.967	
2 -	34.443	22.869	57.312	75.87	0.612	16:52:40.279	
3 -	34.240	22.553	56.793 (2)	76.56	0.093	16:53:37.072	
4 -	34.482	22.751	57.233	75.98	0.533	16:54:34.305	
5 -	34.338	22.872	57.210 (3)	76.01	0.510	16:55:31.515	
6 -	33.800	22.900	56.700 (1)	76.69		16:56:28.215	
7 -	34.314	23.040	57.354	75.82	0.654	16:57:25.569	
8 -	34.106	23.140	57.246	75.96	0.546	16:58:22.815	
9 -	34.322	23.013	57.335	75.84	0.635	16:59:20.150	
10 -	35.138	22.637	57.775	75.26	1.075	17:00:17.925	

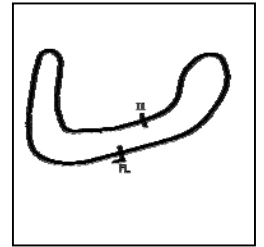
Weather / Track : Cloudy / Dry

Brands Hatch Indy
Circuit Length = 1.2079 miles
Start: 16:50 Flag 16:59 End: 17:00

BMCRC - MRO Championships 2019 - Rnd 9 @ Brands Hatch Indy

MRO Minitwins & BMCRC Rookie Minitwins

RACE 10 - SECTOR ANALYSIS



SECTOR 1 = FL to I1, SECTOR 2 = I1 to FL, DIFF = Difference To Personal Best Lap, P = Crossed Finish Line in Pit Lane, D = Time Disallowed

P17 0		Luke STANLEY		Suzuki SV650 - Urban Race Tribe		
IDEAL LAP TIME : 56.639		BEST LAP TIME : 56.873		DIFFERENCE : 0.234		
LAP	SECTOR 1	SECTOR 2	LAP TIME	MPH	DIFF	TIME OF DAY
1 -		23.226	1:05.644	66.24	8.771	16:51:42.631
2 -	34.507	22.859	57.366	75.80	0.493	16:52:39.997
3 -	34.235	22.638	56.873 (1)	76.46		16:53:36.870
4 -	34.075	22.832	56.907 (2)	76.41	0.034	16:54:33.777
5 -	34.001	22.992	56.993 (3)	76.30	0.120	16:55:30.770
6 -	34.018	23.131	57.149	76.09	0.276	16:56:27.919
7 -	34.367	23.040	57.407	75.75	0.534	16:57:25.326
8 -	34.163	22.983	57.146	76.09	0.273	16:58:22.472
9 -	34.440	23.342	57.782	75.25	0.909	16:59:20.254
10 -	34.784	23.016	57.800	75.23	0.927	17:00:18.054

P18 44		Tony PARKER		Suzuki SV650 - Emerald Elevators/PriceLess Copiers		
IDEAL LAP TIME : 56.405		BEST LAP TIME : 56.631		DIFFERENCE : 0.226		
LAP	SECTOR 1	SECTOR 2	LAP TIME	MPH	DIFF	TIME OF DAY
1 -		23.552	1:07.467	64.45	10.836	16:51:44.454
2 -	34.213	23.140	57.353	75.82	0.722	16:52:41.807
3 -	34.301	22.688	56.989	76.30	0.358	16:53:38.796
4 -	34.683	22.537	57.220	75.99	0.589	16:54:36.016
5 -	34.234	22.530	56.764 (3)	76.60	0.133	16:55:32.780
6 -	34.046	22.623	56.669 (2)	76.73	0.038	16:56:29.449
7 -	34.800	22.554	57.354	75.82	0.723	16:57:26.803
8 -	34.272	22.359	56.631 (1)	76.78		16:58:23.434
9 -	34.097	22.947	57.044	76.23	0.413	16:59:20.478
10 -	34.720	22.923	57.643	75.44	1.012	17:00:18.121

P19 40 R		Simon WILKINSON		Suzuki SV650 - S P Wilkinson Engineering Ltd		
IDEAL LAP TIME : 56.362		BEST LAP TIME : 56.644		DIFFERENCE : 0.282		
LAP	SECTOR 1	SECTOR 2	LAP TIME	MPH	DIFF	TIME OF DAY
1 -		23.589	1:06.401	65.48	9.757	16:51:43.388
2 -	34.721	22.811	57.532	75.58	0.888	16:52:40.920
3 -	34.528	23.212	57.740	75.31	1.096	16:53:38.660
4 -	34.365	22.810	57.175	76.05	0.531	16:54:35.835
5 -	34.001	22.643	56.644 (1)	76.77		16:55:32.479
6 -	34.033	22.652	56.685 (2)	76.71	0.041	16:56:29.164
7 -	34.846	22.575	57.421	75.73	0.777	16:57:26.585
8 -	34.348	22.361	56.709 (3)	76.68	0.065	16:58:23.294
9 -	34.528	22.758	57.286	75.91	0.642	16:59:20.580
10 -	34.987	22.609	57.596	75.50	0.952	17:00:18.176

P20 199		Michael FROST		Suzuki SV650 -		
IDEAL LAP TIME : 56.615		BEST LAP TIME : 56.862		DIFFERENCE : 0.247		
LAP	SECTOR 1	SECTOR 2	LAP TIME	MPH	DIFF	TIME OF DAY
1 -		22.981	1:04.964	66.93	8.102	16:51:41.951
2 -	34.823	22.637	57.460	75.68	0.598	16:52:39.411
3 -	34.401	22.536	56.937 (2)	76.37	0.075	16:53:36.348
4 -	34.844	22.735	57.579	75.52	0.717	16:54:33.927
5 -	34.444	22.584	57.028 (3)	76.25	0.166	16:55:30.955
6 -	34.079	23.045	57.124	76.12	0.262	16:56:28.079
7 -	35.292	22.773	58.065	74.89	1.203	16:57:26.144
8 -	34.159	22.703	56.862 (1)	76.47		16:58:23.006
9 -	34.380	22.995	57.375	75.79	0.513	16:59:20.381
10 -	36.265	22.612	58.877	73.85	2.015	17:00:19.258

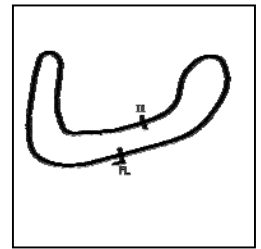
Weather / Track : Cloudy / Dry

Brands Hatch Indy
Circuit Length = 1.2079 miles
Start: 16:50 Flag 16:59 End: 17:00

BMCRC - MRO Championships 2019 - Rnd 9 @ Brands Hatch Indy

MRO Minitwins & BMCRC Rookie Minitwins

RACE 10 - SECTOR ANALYSIS



SECTOR 1 = FL to I1, SECTOR 2 = I1 to FL, DIFF = Difference To Personal Best Lap, P = Crossed Finish Line in Pit Lane, D = Time Disallowed

P21 51		Andrew DURANT		Suzuki SV650 -		
IDEAL LAP TIME : 56.850		BEST LAP TIME : 56.850		DIFFERENCE : 0.000		
LAP	SECTOR 1	SECTOR 2	LAP TIME	MPH	DIFF	TIME OF DAY
1 -		23.444	1:07.913	64.03	11.063	16:51:44.900
2 -	34.930	23.176	58.106	74.83	1.256	16:52:43.006
3 -	34.887	23.096	57.983	74.99	1.133	16:53:40.989
4 -	34.310	22.944	57.254 (3)	75.95	0.404	16:54:38.243
5 -	33.968	22.882	56.850 (1)	76.49		16:55:35.093
6 -	34.270	23.135	57.405	75.75	0.555	16:56:32.498
7 -	35.067	22.947	58.014	74.95	1.164	16:57:30.512
8 -	34.175	22.914	57.089 (2)	76.17	0.239	16:58:27.601
9 -	34.438	23.042	57.480	75.65	0.630	16:59:25.081

P22 112 R		Jamie NAGY		Suzuki SV650 - Steelmate		
IDEAL LAP TIME : 57.016		BEST LAP TIME : 57.016		DIFFERENCE : 0.000		
LAP	SECTOR 1	SECTOR 2	LAP TIME	MPH	DIFF	TIME OF DAY
1 -		23.606	1:07.405	64.51	10.389	16:51:44.392
2 -	35.005	23.328	58.333	74.54	1.317	16:52:42.725
3 -	34.736	23.400	58.136 (2)	74.80	1.120	16:53:40.861
4 -	35.070	23.228	58.298 (3)	74.59	1.282	16:54:39.159
5 -	34.976	23.607	58.583	74.22	1.567	16:55:37.742
6 -	35.317	23.800	59.117	73.55	2.101	16:56:36.859
7 -	35.245	23.819	59.064	73.62	2.048	16:57:35.923
8 -	35.678	23.646	59.324	73.30	2.308	16:58:35.247
9 -	33.982	23.034	57.016 (1)	76.26		16:59:32.263

P23 159		Benn RIDGWELL		Suzuki SV650 - Ridgely Racing		
IDEAL LAP TIME : 58.386		BEST LAP TIME : 58.386		DIFFERENCE : 0.000		
LAP	SECTOR 1	SECTOR 2	LAP TIME	MPH	DIFF	TIME OF DAY
1 -		24.233	1:10.122	62.01	11.736	16:51:47.109
2 -	35.552	24.079	59.631	72.92	1.245	16:52:46.740
3 -	35.339	23.872	59.211	73.44	0.825	16:53:45.951
4 -	35.076	23.582	58.658 (2)	74.13	0.272	16:54:44.609
5 -	34.973	23.413	58.386 (1)	74.48		16:55:42.995
6 -	35.307	23.779	59.086	73.59	0.700	16:56:42.081
7 -	35.299	23.571	58.870 (3)	73.86	0.484	16:57:40.951
8 -	35.029	24.567	59.596	72.96	1.210	16:58:40.547
9 -	35.615	23.663	59.278	73.35	0.892	16:59:39.825

P24 43		Robert DAVIE		Suzuki SV650 -		
IDEAL LAP TIME : 57.615		BEST LAP TIME : 58.338		DIFFERENCE : 0.723		
LAP	SECTOR 1	SECTOR 2	LAP TIME	MPH	DIFF	TIME OF DAY
1 -		23.815	1:10.278	61.87	11.940	16:51:47.265
2 -	36.103	23.527	59.630	72.92	1.292	16:52:46.895
3 -	36.061	23.672	59.733	72.80	1.395	16:53:46.628
4 -	36.187	23.355	59.542	73.03	1.204	16:54:46.170
5 -	36.095	22.601	58.696	74.08	0.358	16:55:44.866
6 -	35.014	23.599	58.613 (2)	74.19	0.275	16:56:43.479
7 -	35.772	22.865	58.637 (3)	74.16	0.299	16:57:42.116
8 -	35.330	24.174	59.504	73.08	1.166	16:58:41.620
9 -	35.215	23.123	58.338 (1)	74.54		16:59:39.958

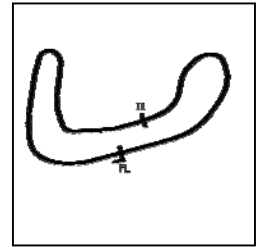
Weather / Track : Cloudy / Dry

Brands Hatch Indy
Circuit Length = 1.2079 miles
Start: 16:50 Flag 16:59 End: 17:00

BMCRC - MRO Championships 2019 - Rnd 9 @ Brands Hatch Indy

MRO Minitwins & BMCRC Rookie Minitwins

RACE 10 - SECTOR ANALYSIS



SECTOR 1 = FL to I1, SECTOR 2 = I1 to FL, DIFF = Difference To Personal Best Lap, P = Crossed Finish Line in Pit Lane, D = Time Disallowed

P25 6		Andrew FIRTH		Suzuki SV650 - LTRmotorcycles.co.uk			
IDEAL LAP TIME : 58.045		BEST LAP TIME : 58.338		DIFFERENCE : 0.293			
LAP	SECTOR 1	SECTOR 2	LAP TIME	MPH	DIFF	TIME OF DAY	
1 -		24.293	1:09.776	62.32	11.438	16:51:46.763	
2 -	35.631	23.936	59.567	73.00	1.229	16:52:46.330	
3 -	36.132	24.029	1:00.161	72.28	1.823	16:53:46.491	
4 -	35.989	23.526	59.515	73.06	1.177	16:54:46.006	
5 -	35.035	23.402	58.437 (2)	74.41	0.099	16:55:44.443	
6 -	35.119	23.816	58.935	73.78	0.597	16:56:43.378	
7 -	35.245	23.286	58.531 (3)	74.29	0.193	16:57:41.909	
8 -	34.773	24.950	59.723	72.81	1.385	16:58:41.632	
9 -	34.759	23.579	58.338 (1)	74.54		16:59:39.970	

P26 50		Adam RIDGWELL		Suzuki SV650 - Face-Plant Jarvis Micro-Fibre Marc Fun-time Fr			
IDEAL LAP TIME : 58.723		BEST LAP TIME : 58.746		DIFFERENCE : 0.023			
LAP	SECTOR 1	SECTOR 2	LAP TIME	MPH	DIFF	TIME OF DAY	
1 -		24.038	1:09.416	62.64	10.670	16:51:46.403	
2 -	35.797	23.892	59.689	72.85	0.943	16:52:46.092	
3 -	35.801	23.781	59.582	72.98	0.836	16:53:45.674	
4 -	35.383	23.677	59.060 (3)	73.63	0.314	16:54:44.734	
5 -	35.647	23.598	59.245	73.40	0.499	16:55:43.979	
6 -	35.363	23.603	58.966 (2)	73.74	0.220	16:56:42.945	
7 -	35.363	23.383	58.746 (1)	74.02		16:57:41.691	
8 -	35.606	24.498	1:00.104	72.35	1.358	16:58:41.795	
9 -	36.107	23.360	59.467	73.12	0.721	16:59:41.262	

P27 60 R		Alan HENSBY		Suzuki SV650 -			
IDEAL LAP TIME : 59.443		BEST LAP TIME : 59.583		DIFFERENCE : 0.140			
LAP	SECTOR 1	SECTOR 2	LAP TIME	MPH	DIFF	TIME OF DAY	
1 -		23.704	1:09.952	62.16	10.369	16:51:46.939	
2 -	35.975	23.609	59.584 (2)	72.98	0.001	16:52:46.523	
3 -	36.210	23.468	59.678 (3)	72.86	0.095	16:53:46.201	
4 -	36.061	23.522	59.583 (1)	72.98		16:54:45.784	
5 -	36.969	23.972	1:00.941	71.35	1.358	16:55:46.725	
6 -	36.706	23.875	1:00.581	71.78	0.998	16:56:47.306	
7 -	36.390	24.133	1:00.523	71.85	0.940	16:57:47.829	
8 -	36.243	24.022	1:00.265	72.15	0.682	16:58:48.094	
9 -	36.779	24.365	1:01.144	71.12	1.561	16:59:49.238	

P28 144		Nick CRONIN		Suzuki SV650 - Kite Motorcycles			
IDEAL LAP TIME : 58.937		BEST LAP TIME : 59.052		DIFFERENCE : 0.115			
LAP	SECTOR 1	SECTOR 2	LAP TIME	MPH	DIFF	TIME OF DAY	
1 -		24.980	1:13.467	59.19	14.415	16:51:50.454	
2 -	38.082	24.667	1:02.749	69.30	3.697	16:52:53.203	
3 -	36.278	23.912	1:00.190	72.24	1.138	16:53:53.393	
4 -	35.880	24.258	1:00.138	72.31	1.086	16:54:53.531	
5 -	35.687	24.966	1:00.653	71.69	1.601	16:55:54.184	
6 -	35.302	23.750	59.052 (1)	73.64		16:56:53.236	
7 -	35.607	23.883	59.490 (3)	73.09	0.438	16:57:52.726	
8 -	36.269	23.766	1:00.035	72.43	0.983	16:58:52.761	
9 -	35.836	23.635	59.471 (2)	73.12	0.419	16:59:52.232	

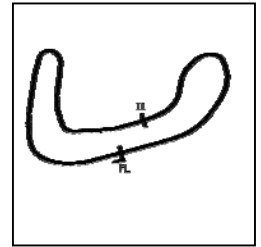
Weather / Track : Cloudy / Dry

Brands Hatch Indy
Circuit Length = 1.2079 miles
Start: 16:50 Flag 16:59 End: 17:00

BMCRC - MRO Championships 2019 - Rnd 9 @ Brands Hatch Indy

MRO Minitwins & BMCRC Rookie Minitwins

RACE 10 - SECTOR ANALYSIS



SECTOR 1 = FL to I1, SECTOR 2 = I1 to FL, DIFF = Difference To Personal Best Lap, P = Crossed Finish Line in Pit Lane, D = Time Disallowed

P29 70 R		Vanessa GILLAM		Suzuki SV650 - No More Straps		
IDEAL LAP TIME : 1:02.382		BEST LAP TIME : 1:02.529		DIFFERENCE : 0.147		
LAP	SECTOR 1	SECTOR 2	LAP TIME	MPH	DIFF	TIME OF DAY
1 -		24.851	1:12.947	59.61	10.418	16:51:49.934
2 -	38.418	24.777	1:03.195	68.81	0.666	16:52:53.129
3 -	38.606	24.769	1:03.375	68.61	0.846	16:53:56.504
4 -	38.025	24.666	1:02.691 (3)	69.36	0.162	16:54:59.195
5 -	38.038	25.681	1:03.719	68.24	1.190	16:56:02.914
6 -	38.266	25.788	1:04.054	67.88	1.525	16:57:06.968
7 -	38.110	24.569	1:02.679 (2)	69.37	0.150	16:58:09.647
8 -	38.496	24.828	1:03.324	68.67	0.795	16:59:12.971
9 -	37.813	24.716	1:02.529 (1)	69.54		17:00:15.500

P30 20 R		Steve MALE		Suzuki SV650 - ATB Racing		
IDEAL LAP TIME : 1:06.442		BEST LAP TIME : 1:06.793		DIFFERENCE : 0.351		
LAP	SECTOR 1	SECTOR 2	LAP TIME	MPH	DIFF	TIME OF DAY
1 -		26.563	1:16.535	56.81	9.742	16:51:53.522
2 -	40.328	27.462	1:07.790	64.14	0.997	16:53:01.312
3 -	40.615	26.917	1:07.532 (3)	64.39	0.739	16:54:08.844
4 -	41.952	27.286	1:09.238	62.80	2.445	16:55:18.082
5 -	40.277	26.987	1:07.264 (2)	64.64	0.471	16:56:25.346
6 -	42.922	26.702	1:09.624	62.45	2.831	16:57:34.970
7 -	40.673	27.121	1:07.794	64.14	1.001	16:58:42.764
8 -	39.879	26.914	1:06.793 (1)	65.10		16:59:49.557

P31 184		David TWYFORD		Suzuki SV650 -		
IDEAL LAP TIME : 51.785		BEST LAP TIME : 51.936		DIFFERENCE : 0.151		
LAP	SECTOR 1	SECTOR 2	LAP TIME	MPH	DIFF	TIME OF DAY
1 -		21.180	58.315	74.57	6.379	16:51:35.302
2 -	31.100	20.858	51.958 (2)	83.69	0.022	16:52:27.260
3 -	30.927	21.009	51.936 (1)	83.73		16:53:19.196
4 -	30.987	21.050	52.037 (3)	83.56	0.101	16:54:11.233
5 -	31.850	21.079	52.929	82.15	0.993	16:55:04.162

BMCRC - MRO Championships 2019 - Rnd 9 @ Brands Hatch Indy

MRO Minitwins & BMCRC Rookie Minitwins

RACE 10 - BEST SECTORS

SECTOR 1			SECTOR 2			IDEAL / BEST COMPARISON						
POS	NO	NAME	TIME	NO	NAME	TIME	POS	NO	NAME	IDEAL	BEST	DIFF
									PERFECT LAP	51.322		
1	26	DAVIES	30.519	26	DAVIES	20.803	1	26	DAVIES	51.322	51.349	0.027
2	74	SINGLETON	30.865	184	TWYFORD	20.858	2	74	SINGLETON	51.781	51.988	0.207
3	184	TWYFORD	30.927	74	SINGLETON	20.916	3	184	TWYFORD	51.785	51.936	0.151
4	17	DOWNES	31.253	96	HARRIS	21.034	4	96	HARRIS	52.549	52.698	0.149
5	86	WITHERINGTON	31.475	86	WITHERINGTON	21.262	5	17	DOWNES	52.576	52.715	0.139
6	96	HARRIS	31.515	17	DOWNES	21.323	6	86	WITHERINGTON	52.737	52.847	0.110
7	232	WETHERELL	31.698	45	STEVENS	21.330	7	232	WETHERELL	53.046	53.349	0.303
8	95	REYNOLDS	31.795	232	WETHERELL	21.348	8	45	STEVENS	53.151	53.475	0.324
9	45	STEVENS	31.821	81	MAY	21.607	9	95	REYNOLDS	53.443	53.887	0.444
10	81	MAY	32.189	95	REYNOLDS	21.648	10	81	MAY	53.796	54.013	0.217
11	84	BRANCO	32.595	84	BRANCO	21.662	11	84	BRANCO	54.257	54.420	0.163
12	12	TAYLOR	32.683	46	MORRIS	21.719	12	46	MORRIS	54.674	54.848	0.174
13	28	LAWSON	32.897	137	CRAWT	21.781	13	28	LAWSON	54.688	54.784	0.096
14	46	MORRIS	32.955	28	LAWSON	21.791	14	12	TAYLOR	54.764	54.800	0.036
15	137	CRAWT	33.134	12	TAYLOR	22.081	15	137	CRAWT	54.915	55.030	0.115
16	126	LECHAUVE	33.738	44	PARKER	22.359	16	63	SMULOVIC	56.353	56.700	0.347
17	63	SMULOVIC	33.800	40	WILKINSON	22.361	17	40	WILKINSON	56.362	56.644	0.282
18	51	DURANT	33.968	199	FROST	22.536	18	44	PARKER	56.405	56.631	0.226
19	112	NAGY	33.982	63	SMULOVIC	22.553	19	126	LECHAUVE	56.450	56.450	0.000
20	0	STANLEY	34.001	43	DAVIE	22.601	20	199	FROST	56.615	56.862	0.247
21	40	WILKINSON	34.001	0	STANLEY	22.638	21	0	STANLEY	56.639	56.873	0.234
22	44	PARKER	34.046	126	LECHAUVE	22.712	22	51	DURANT	56.850	56.850	0.000
23	199	FROST	34.079	51	DURANT	22.882	23	112	NAGY	57.016	57.016	0.000
24	6	FIRTH	34.759	112	NAGY	23.034	24	43	DAVIE	57.615	58.338	0.723
25	159	RIDGWELL	34.973	6	FIRTH	23.286	25	6	FIRTH	58.045	58.338	0.293
26	43	DAVIE	35.014	50	RIDGWELL	23.360	26	159	RIDGWELL	58.386	58.386	0.000
27	144	CRONIN	35.302	159	RIDGWELL	23.413	27	50	RIDGWELL	58.723	58.746	0.023
28	50	RIDGWELL	35.363	60	HENSBY	23.468	28	144	CRONIN	58.937	59.052	0.115
29	60	HENSBY	35.975	144	CRONIN	23.635	29	60	HENSBY	59.443	59.583	0.140
30	70	GILLAM	37.813	70	GILLAM	24.569	30	70	GILLAM	1:02.382	1:02.529	0.147
31	20	MALE	39.879	20	MALE	26.563	31	20	MALE	1:06.442	1:06.793	0.351

Weather / Track : Cloudy / Dry

Results can be found at www.tsl-timing.com

Brands Hatch Indy
Circuit Length = 1.2079 miles
Start: 16:50 Flag 16:59 End: 17:00

Printed - 17:16 Saturday, 05 October 2019

BMCRC - MRO Championships 2019 - Rnd 9 @ Brands Hatch Indy

MRO Minitwins & BMCRC Rookie Minitwins

RACE 10 - STATISTICS

Competitors Started 31
Planned Start 2019-10-05 @ 16:40:00.000
Actual Start 2019-10-05 @ 16:50:36.986
Finish Time 2019-10-05 @ 16:59:20.969
Track Length 1.2079mi.
Total Laps 294
Total Distance Covered 355.1360mi.

Session Fastest Lap History

NO	CL	NAME	LAP TIME	TIME OF DAY	LAP	VEHICLE
26		Glynn DAVIES	51.998	16:52:26.071	2	Suzuki SV650
184		David TWYFORD	51.958	16:52:27.275	2	Suzuki SV650
26		Glynn DAVIES	51.433	16:53:17.505	3	Suzuki SV650
26		Glynn DAVIES	51.376	16:55:00.514	5	Suzuki SV650
26		Glynn DAVIES	51.349	16:56:43.920	7	Suzuki SV650

Session Leader History

NO	CL	NAME	FROM LAP	LAPS LED	DISTANCE	VEHICLE
26		Glynn DAVIES	1	10	12.07 miles	Suzuki SV650

Flag History

TYPE	TIME OF DAY
GREEN	16:50:36.986
FINISH	16:59:20.969

Flag Statistics

TYPE	COUNT	TOTAL LAPS	TOTAL TIME
Green	1	10	9:48.781
Red	0	0	0.000
Safety Car	0	0	0.000
FCY	0	0	0.000

Weather / Track : Cloudy / Dry

These results are provisional until the conclusion of any judicial and technical matters.

Brands Hatch Indy

Circuit Length = 1.2079 miles

Start: 16:50 Flag 16:59 End: 17:00

Clerk Of Course :	Timekeeper :
-------------------	--------------

BMCRC - MRO Championships 2019 - Rnd 9 @ Brands Hatch Indy

MRO Minitwins & BMCRC Rookie Minitwins

RACE 10 - STATISTICS

CLASS :

23 Starters

Fastest Lap History

NO	NAME	LAP TIME	TIME OF DAY	LAP	VEHICLE
26	Glynn DAVIES	51.998	16:52:26.071	2	Suzuki SV650
184	David TWYFORD	51.958	16:52:27.275	2	Suzuki SV650
26	Glynn DAVIES	51.433	16:53:17.505	3	Suzuki SV650
26	Glynn DAVIES	51.376	16:55:00.514	5	Suzuki SV650
26	Glynn DAVIES	51.349	16:56:43.920	7	Suzuki SV650

Leader History

NO	NAME	FROM LAP	LAPS LED	DISTANCE	VEHICLE
26	Glynn DAVIES	1	10	12.07 miles	Suzuki SV650

Weather / Track : Cloudy / Dry

These results are provisional until the conclusion of any judicial and technical matters.

Brands Hatch Indy

Circuit Length = 1.2079 miles

Start: 16:50 Flag 16:59 End: 17:00

Clerk Of Course :

Timekeeper :

BMCRC - MRO Championships 2019 - Rnd 9 @ Brands Hatch Indy

MRO Minitwins & BMCRC Rookie Minitwins

RACE 10 - STATISTICS

CLASS : R

8 Starters

Fastest Lap History

NO	NAME	LAP TIME	TIME OF DAY	LAP	VEHICLE
17	Tommy DOWNES	52.826	16:52:28.852	2	Suzuki SV650
17	Tommy DOWNES	52.737	16:53:21.589	3	Suzuki SV650
17	Tommy DOWNES	52.715	16:54:14.303	4	Suzuki SV650

Leader History

NO	NAME	FROM LAP	LAPS LED	DISTANCE	VEHICLE
17	Tommy DOWNES	1	10	12.07 miles	Suzuki SV650

Weather / Track : Cloudy / Dry

These results are provisional until the conclusion of any judicial and technical matters.

Brands Hatch Indy

Circuit Length = 1.2079 miles

Start: 16:50 Flag 16:59 End: 17:00

Clerk Of Course :

Timekeeper :

BMCRC - MRO Championships 2019 - Rnd 9 @ Brands Hatch Indy



MRO Minitwins & BMCRC Rookie Minitwins

RACE 20 - GRID (10 Laps)

ROW 12				34	272 Christopher COWAN		
ROW 11		33	78 Keith POVAH	32	13 Wil GREEN	31	20 Steve MALE
ROW 10	1:02.529	30	70 Vanessa GILLAM	29	60 Alan HENSBY	28	144 Nick CRONIN
ROW 9		27	50 Adam RIDGWELL	26	159 Benn RIDGWELL	25	6 Andrew FIRTH
ROW 8	58.338	24	43 Robert DAVIE	23	112 Jamie NAGY	22	0 Luke STANLEY
ROW 7		21	199 Michael FROST	20	51 Andrew DURANT	19	63 Steve SMULOVIC
ROW 6	56.644	18	40 Simon WILKINSON	17	44 Tony PARKER	16	126 Damien LECHAUVE
ROW 5		15	137 Charlie CRAWT	14	46 Jeff MORRIS	13	12 Russell TAYLOR
ROW 4	54.784	12	28 Matthew LAWSON	11	84 Ricardo BRANCO	10	81 Malvern MAY
ROW 3		9	95 John REYNOLDS	8	45 Tom STEVENS	7	232 Matt WETHERELL
ROW 2	52.847	6	86 Paul WITHERINGTON	5	17 Tommy DOWNES	4	96 Dan HARRIS
ROW 1		3	74 Daniel SINGLETON	2	184 David TWYFORD	1	26 Glynn DAVIES
							Pole

Brands Hatch Indy
Circuit Length = 1.2079 miles

These results are provisional until the conclusion of any judicial and technical matters.

Clerk Of Course :	Steward :	Timekeeper :
-------------------	-----------	--------------

Results can be found at www.tsl-timing.com

Printed - 17:15 Saturday, 05 October 2019



BMCRC - MRO Championships 2019 - Rnd 9 @ Brands Hatch Indy



MRO Minitwins & BMCRC Rookie Minitwins

RACE 20 - CLASSIFICATION

POS	NO	CL	PIC NAME	ENTRY	LAPS	TIME	GAP	DIFF	MPH	BEST	ON
1	26		1 Glynn DAVIES	Suzuki SV650 -	10	8:44.728			82.87	51.462	4
2	74		2 Daniel SINGLETON	Suzuki SV650 - Bambino Developments Racing	10	8:50.696	5.968	5.968	81.94	52.200	2
3	184		3 David TWYFORD	Suzuki SV650 -	10	8:52.909	8.181	2.213	81.60	51.951	4
4	17	R	1 Tommy DOWNES	Suzuki SV650 - Ray Gnarley/ MoreMoto	10	8:58.186	13.458	5.277	80.80	52.825	3
5	232	R	2 Matt WETHERELL	Suzuki SV650 - MSG Racing/Lamonde.com/FWR T	10	8:58.818	14.090	0.632	80.70	52.930	6
6	86		4 Paul WITHERINGTON	Suzuki SV650 - PJW Plumbers	10	8:59.004	14.276	0.186	80.67	52.578	4
7	96		5 Dan HARRIS	Suzuki SV650 - HP Racing	10	9:01.643	16.915	2.639	80.28	53.036	2
8	95	R	3 John REYNOLDS	Suzuki SV650 - Fins Motorcycles	10	9:05.762	21.034	4.119	79.67	53.544	4
9	137		6 Charlie CRAWT	Suzuki SV650 - Pass Bike Motorcycle Training & Su	10	9:15.178	30.450	9.416	78.32	54.256	4
10	12		7 Russell TAYLOR	Suzuki SV650 -	10	9:15.278	30.550	0.100	78.31	54.224	10
11	81		8 Malvern MAY	Suzuki SV650 -	10	9:18.049	33.321	2.771	77.92	54.377	7
12	46		9 Jeff MORRIS	Suzuki SV650 -	10	9:19.798	35.070	1.749	77.68	54.284	10
13	84		10 Ricardo BRANCO	Suzuki SV650 - IMP Racing	10	9:21.119	36.391	1.321	77.49	54.782	6
14	28		11 Matthew LAWSON	Ducati 800SS -	10	9:23.306	38.578	2.187	77.19	55.044	6
15	44		12 Tony PARKER	Suzuki SV650 - Emerald Elevators/PriceLess Copier	10	9:33.239	48.511	9.933	75.86	56.164	3
16	126		13 Damien LECHAUVE	Suzuki SV650 -	10	9:36.945	52.217	3.706	75.37	55.837	10
17	0		14 Luke STANLEY	Suzuki SV650 - Urban Race Tribe	10	9:37.421	52.693	0.476	75.31	56.469	9
18	199		15 Michael FROST	Suzuki SV650 -	10	9:37.563	52.835	0.142	75.29	56.240	10
19	40	R	4 Simon WILKINSON	Suzuki SV650 - S P Wilkinson Engineering Ltd	10	9:38.141	53.413	0.578	75.21	56.255	10
20	51		16 Andrew DURANT	Suzuki SV650 -	10	9:38.632	53.904	0.491	75.15	56.340	10
21	63		17 Steve SMULOVIC	Suzuki SV650 - SFC Racing	10	9:40.909	56.181	2.277	74.85	56.578	7
22	6		18 Andrew FIRTH	Suzuki SV650 - LTRmotorcycles.co.uk	9	8:51.455	1 Lap	1 Lap	73.64	57.486	9
23	112	R	5 Jamie NAGY	Suzuki SV650 - Steelmate	9	8:52.431	1 Lap	0.976	73.50	57.243	8
24	159		19 Benn RIDGWELL	Suzuki SV650 - Ridgely Racing	9	9:01.805	1 Lap	9.374	72.23	58.485	3
25	43		20 Robert DAVIE	Suzuki SV650 -	9	9:04.423	1 Lap	2.618	71.88	58.945	3
26	50		21 Adam RIDGWELL	Suzuki SV650 - Face-Plant Jarvis Micro-Fibre Marc	9	9:07.515	1 Lap	3.092	71.48	59.087	7
27	60	R	6 Alan HENSBY	Suzuki SV650 -	9	9:11.842	1 Lap	4.327	70.92	59.120	4
28	144		22 Nick CRONIN	Suzuki SV650 - Kite Motorcycles	9	9:12.039	1 Lap	0.197	70.89	59.316	4
29	70	R	7 Vanessa GILLAM	Suzuki SV650 - No More Straps	9	9:35.250	1 Lap	23.211	68.03	1:02.445	9
30	20	R	8 Steve MALE	Suzuki SV650 - ATB Racing	8	8:49.295	2 Laps	1 Lap	65.72	1:04.213	8

FASTEST LAP

26		Glynn DAVIES	Suzuki SV650 -	4	51.462	84.50 mph	135.99 kph
17	R	Tommy DOWNES	Suzuki SV650 - Ray Gnarley/ MoreMoto	3	52.825	82.32 mph	132.48 kph

Class - 92.5% of Race Speed = 76.65 mph
 Class R - 92.5% of Race Speed = 74.74 mph

Brands Hatch Indy
 Circuit Length = 1.2079 miles
 Start: 18:15 Flag 18:24 End: 18:25

Weather / Track : Cloudy / Dry

These results are provisional until the conclusion of any judicial and technical matters.

Clerk Of Course :	Steward :	Timekeeper :

Results can be found at www.tsl-timing.com

Printed - 18:25 Saturday, 05 October 2019



BMCRC - MRO Championships 2019 - Rnd 9 @ Brands Hatch Indy

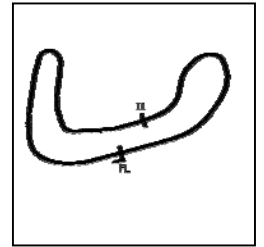
MRO Minitwins & BMCRC Rookie Minitwins

RACE 20 - LAP CHART

BMCRC - MRO Championships 2019 - Rnd 9 @ Brands Hatch Indy

MRO Minitwins & BMCRC Rookie Minitwins

RACE 20 - SECTOR ANALYSIS



SECTOR 1 = FL to I1, SECTOR 2 = I1 to FL, DIFF = Difference To Personal Best Lap, P = Crossed Finish Line in Pit Lane, D = Time Disallowed

P1 26		Glynn DAVIES		Suzuki SV650 -			
IDEAL LAP TIME : 51.462		BEST LAP TIME : 51.462		DIFFERENCE : 0.000			
LAP	SECTOR 1	SECTOR 2	LAP TIME	MPH	DIFF	TIME OF DAY	
1 -		20.971	56.997	76.29	5.535	18:16:20.954	
2 -	30.608	21.166	51.774	83.99	0.312	18:17:12.728	
3 -	30.655	20.926	51.581 (2)	84.30	0.119	18:18:04.309	
4 -	30.574	20.888	51.462 (1)	84.50		18:18:55.771	
5 -	30.723	20.916	51.639	84.21	0.177	18:19:47.410	
6 -	30.627	20.986	51.613 (3)	84.25	0.151	18:20:39.023	
7 -	31.162	21.293	52.455	82.90	0.993	18:21:31.478	
8 -	30.762	20.933	51.695	84.12	0.233	18:22:23.173	
9 -	31.473	21.143	52.616	82.64	1.154	18:23:15.789	
10 -	31.493	21.403	52.896	82.21	1.434	18:24:08.685	

P2 74		Daniel SINGLETON		Suzuki SV650 - Bambino Developments Racing			
IDEAL LAP TIME : 52.034		BEST LAP TIME : 52.200		DIFFERENCE : 0.166			
LAP	SECTOR 1	SECTOR 2	LAP TIME	MPH	DIFF	TIME OF DAY	
1 -		21.145	57.750	75.29	5.550	18:16:21.707	
2 -	30.998	21.202	52.200 (1)	83.30		18:17:13.907	
3 -	31.563	21.383	52.946	82.13	0.746	18:18:06.853	
4 -	31.097	21.210	52.307	83.13	0.107	18:18:59.160	
5 -	31.494	21.139	52.633	82.62	0.433	18:19:51.793	
6 -	31.033	21.266	52.299 (3)	83.14	0.099	18:20:44.092	
7 -	30.965	21.303	52.268 (2)	83.19	0.068	18:21:36.360	
8 -	31.654	21.440	53.094	81.90	0.894	18:22:29.454	
9 -	31.459	21.082	52.541	82.76	0.341	18:23:21.995	
10 -	30.952	21.706	52.658	82.58	0.458	18:24:14.653	

P3 184		David TWYFORD		Suzuki SV650 -			
IDEAL LAP TIME : 51.951		BEST LAP TIME : 51.951		DIFFERENCE : 0.000			
LAP	SECTOR 1	SECTOR 2	LAP TIME	MPH	DIFF	TIME OF DAY	
1 -		21.125	58.405	74.45	6.454	18:16:22.362	
2 -	31.755	20.956	52.711	82.49	0.760	18:17:15.073	
3 -	31.448	21.056	52.504 (3)	82.82	0.553	18:18:07.577	
4 -	31.112	20.839	51.951 (1)	83.70		18:18:59.528	
5 -	31.552	21.095	52.647	82.59	0.696	18:19:52.175	
6 -	31.374	21.319	52.693	82.52	0.742	18:20:44.868	
7 -	31.264	20.937	52.201 (2)	83.30	0.250	18:21:37.069	
8 -	32.566	21.438	54.004	80.52	2.053	18:22:31.073	
9 -	31.461	21.775	53.236	81.68	1.285	18:23:24.309	
10 -	31.500	21.057	52.557	82.74	0.606	18:24:16.866	

P4 17 R		Tommy DOWNES		Suzuki SV650 - Ray Gnarley/ MoreMoto			
IDEAL LAP TIME : 52.808		BEST LAP TIME : 52.825		DIFFERENCE : 0.017			
LAP	SECTOR 1	SECTOR 2	LAP TIME	MPH	DIFF	TIME OF DAY	
1 -		21.487	59.111	73.56	6.286	18:16:23.068	
2 -	31.606	21.297	52.903 (2)	82.19	0.078	18:17:15.971	
3 -	31.523	21.302	52.825 (1)	82.32		18:18:08.796	
4 -	31.511	21.487	52.998 (3)	82.05	0.173	18:19:01.794	
5 -	31.651	21.489	53.140	81.83	0.315	18:19:54.934	
6 -	31.917	21.662	53.579	81.16	0.754	18:20:48.513	
7 -	31.728	21.533	53.261	81.64	0.436	18:21:41.774	
8 -	31.910	21.361	53.271	81.63	0.446	18:22:35.045	
9 -	32.186	21.575	53.761	80.88	0.936	18:23:28.806	
10 -	31.806	21.531	53.337	81.53	0.512	18:24:22.143	

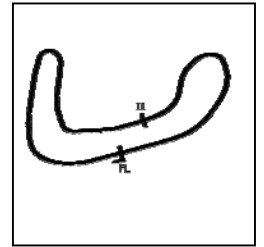
Weather / Track : Cloudy / Dry

Brands Hatch Indy
Circuit Length = 1.2079 miles
Start: 18:15 Flag 18:24 End: 18:25

BMCRC - MRO Championships 2019 - Rnd 9 @ Brands Hatch Indy

MRO Minitwins & BMCRC Rookie Minitwins

RACE 20 - SECTOR ANALYSIS



SECTOR 1 = FL to I1, SECTOR 2 = I1 to FL, DIFF = Difference To Personal Best Lap, P = Crossed Finish Line in Pit Lane, D = Time Disallowed

P5 232 R		Matt WETHERELL		Suzuki SV650 - MSG Racing/Lamonde.com/FWR Tyres			
IDEAL LAP TIME : 52.884		BEST LAP TIME : 52.930		DIFFERENCE : 0.046			
LAP	SECTOR 1	SECTOR 2	LAP TIME	MPH	DIFF	TIME OF DAY	
1 -		21.484	1:00.149	72.29	7.219	18:16:24.106	
2 -	31.883	21.129	53.012 (3)	82.03	0.082	18:17:17.118	
3 -	31.869	21.494	53.363	81.49	0.433	18:18:10.481	
4 -	31.849	21.316	53.165	81.79	0.235	18:19:03.646	
5 -	31.810	21.236	53.046	81.97	0.116	18:19:56.692	
6 -	31.768	21.162	52.930 (1)	82.15		18:20:49.622	
7 -	31.799	21.438	53.237	81.68	0.307	18:21:42.859	
8 -	31.784	21.162	52.946 (2)	82.13	0.016	18:22:35.805	
9 -	31.755	21.395	53.150	81.81	0.220	18:23:28.955	
10 -	32.400	21.420	53.820	80.79	0.890	18:24:22.775	

P6 86		Paul WITHERINGTON		Suzuki SV650 - PJW Plumbers			
IDEAL LAP TIME : 52.458		BEST LAP TIME : 52.578		DIFFERENCE : 0.120			
LAP	SECTOR 1	SECTOR 2	LAP TIME	MPH	DIFF	TIME OF DAY	
1 -		21.806	1:00.127	72.32	7.549	18:16:24.084	
2 -	31.774	21.148	52.922	82.17	0.344	18:17:17.006	
3 -	31.875	21.349	53.224	81.70	0.646	18:18:10.230	
4 -	31.382	21.196	52.578 (1)	82.70		18:19:02.808	
5 -	31.546	21.240	52.786 (3)	82.38	0.208	18:19:55.594	
6 -	32.081	21.162	53.243	81.67	0.665	18:20:48.837	
7 -	32.464	21.249	53.713	80.95	1.135	18:21:42.550	
8 -	31.591	21.076	52.667 (2)	82.56	0.089	18:22:35.217	
9 -	32.499	21.484	53.983	80.55	1.405	18:23:29.200	
10 -	32.444	21.317	53.761	80.88	1.183	18:24:22.961	

P7 96		Dan HARRIS		Suzuki SV650 - HP Racing			
IDEAL LAP TIME : 52.952		BEST LAP TIME : 53.036		DIFFERENCE : 0.084			
LAP	SECTOR 1	SECTOR 2	LAP TIME	MPH	DIFF	TIME OF DAY	
1 -		21.738	59.895	72.60	6.859	18:16:23.852	
2 -	31.860	21.176	53.036 (1)	81.99		18:17:16.888	
3 -	31.796	21.768	53.564	81.18	0.528	18:18:10.452	
4 -	32.168	21.156	53.324	81.55	0.288	18:19:03.776	
5 -	31.944	21.194	53.138 (2)	81.83	0.102	18:19:56.914	
6 -	32.363	21.236	53.599	81.13	0.563	18:20:50.513	
7 -	32.390	21.379	53.769	80.87	0.733	18:21:44.282	
8 -	32.005	21.239	53.244 (3)	81.67	0.208	18:22:37.526	
9 -	32.994	21.345	54.339	80.02	1.303	18:23:31.865	
10 -	32.438	21.297	53.735	80.92	0.699	18:24:25.600	

P8 95 R		John REYNOLDS		Suzuki SV650 - Fins Motorcycles			
IDEAL LAP TIME : 53.495		BEST LAP TIME : 53.544		DIFFERENCE : 0.049			
LAP	SECTOR 1	SECTOR 2	LAP TIME	MPH	DIFF	TIME OF DAY	
1 -		21.565	1:00.572	71.79	7.028	18:16:24.529	
2 -	32.018	21.545	53.563 (2)	81.18	0.019	18:17:18.092	
3 -	32.836	21.636	54.472	79.83	0.928	18:18:12.564	
4 -	32.062	21.482	53.544 (1)	81.21		18:19:06.108	
5 -	32.277	21.524	53.801	80.82	0.257	18:19:59.909	
6 -	32.516	21.754	54.270	80.12	0.726	18:20:54.179	
7 -	32.328	22.011	54.339	80.02	0.795	18:21:48.518	
8 -	32.064	21.510	53.574 (3)	81.17	0.030	18:22:42.092	
9 -	32.128	21.477	53.605	81.12	0.061	18:23:35.697	
10 -	32.338	21.684	54.022	80.49	0.478	18:24:29.719	

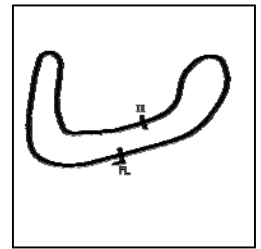
Weather / Track : Cloudy / Dry

Brands Hatch Indy
Circuit Length = 1.2079 miles
Start: 18:15 Flag 18:24 End: 18:25

BMCRC - MRO Championships 2019 - Rnd 9 @ Brands Hatch Indy

MRO Minitwins & BMCRC Rookie Minitwins

RACE 20 - SECTOR ANALYSIS



SECTOR 1 = FL to I1, SECTOR 2 = I1 to FL, DIFF = Difference To Personal Best Lap, P = Crossed Finish Line in Pit Lane, D = Time Disallowed

P9 137		Charlie CRAWT		Suzuki SV650 - Pass Bike Motorcycle Training & Sublime Desig			
IDEAL LAP TIME : 54.134		BEST LAP TIME : 54.256		DIFFERENCE : 0.122			
LAP	SECTOR 1	SECTOR 2	LAP TIME	MPH	DIFF	TIME OF DAY	
1 -		21.924	1:02.419	69.66	8.163	18:16:26.376	
2 -	33.367	22.127	55.494	78.36	1.238	18:17:21.870	
3 -	33.323	21.957	55.280	78.66	1.024	18:18:17.150	
4 -	32.599	21.657	54.256 (1)	80.14		18:19:11.406	
5 -	32.494	22.138	54.632	79.59	0.376	18:20:06.038	
6 -	32.726	21.942	54.668	79.54	0.412	18:21:00.706	
7 -	32.794	21.972	54.766	79.40	0.510	18:21:55.472	
8 -	32.477	22.131	54.608 (3)	79.63	0.352	18:22:50.080	
9 -	32.623	21.991	54.614	79.62	0.358	18:23:44.694	
10 -	32.597	21.844	54.441 (2)	79.87	0.185	18:24:39.135	

P10 12		Russell TAYLOR		Suzuki SV650 -			
IDEAL LAP TIME : 54.210		BEST LAP TIME : 54.224		DIFFERENCE : 0.014			
LAP	SECTOR 1	SECTOR 2	LAP TIME	MPH	DIFF	TIME OF DAY	
1 -		21.725	1:01.792	70.37	7.568	18:16:25.749	
2 -	33.300	22.213	55.513	78.33	1.289	18:17:21.262	
3 -	33.058	21.918	54.976	79.10	0.752	18:18:16.238	
4 -	32.730	22.056	54.786	79.37	0.562	18:19:11.024	
5 -	32.895	22.316	55.211	78.76	0.987	18:20:06.235	
6 -	32.728	22.006	54.734	79.44	0.510	18:21:00.969	
7 -	32.965	21.854	54.819	79.32	0.595	18:21:55.788	
8 -	32.521	22.130	54.651 (3)	79.57	0.427	18:22:50.439	
9 -	32.508	22.064	54.572 (2)	79.68	0.348	18:23:45.011	
10 -	32.522	21.702	54.224 (1)	80.19		18:24:39.235	

P11 81		Malvern MAY		Suzuki SV650 -			
IDEAL LAP TIME : 54.303		BEST LAP TIME : 54.377		DIFFERENCE : 0.074			
LAP	SECTOR 1	SECTOR 2	LAP TIME	MPH	DIFF	TIME OF DAY	
1 -		21.977	1:02.189	69.92	7.812	18:16:26.146	
2 -	33.439	22.329	55.768	77.97	1.391	18:17:21.914	
3 -	33.641	21.859	55.500	78.35	1.123	18:18:17.414	
4 -	33.423	21.844	55.267	78.68	0.890	18:19:12.681	
5 -	32.953	21.866	54.819 (3)	79.32	0.442	18:20:07.500	
6 -	32.929	21.762	54.691 (2)	79.51	0.314	18:21:02.191	
7 -	32.754	21.623	54.377 (1)	79.97		18:21:56.568	
8 -	32.680	22.676	55.356	78.55	0.979	18:22:51.924	
9 -	32.967	22.016	54.983	79.08	0.606	18:23:46.907	
10 -	32.881	22.218	55.099	78.92	0.722	18:24:42.006	

P12 46		Jeff MORRIS		Suzuki SV650 -			
IDEAL LAP TIME : 54.178		BEST LAP TIME : 54.284		DIFFERENCE : 0.106			
LAP	SECTOR 1	SECTOR 2	LAP TIME	MPH	DIFF	TIME OF DAY	
1 -		21.984	1:01.651	70.53	7.367	18:16:25.608	
2 -	33.706	22.456	56.162	77.42	1.878	18:17:21.770	
3 -	33.327	22.101	55.428	78.45	1.144	18:18:17.198	
4 -	33.347	22.055	55.402	78.49	1.118	18:19:12.600	
5 -	33.469	22.282	55.751	78.00	1.467	18:20:08.351	
6 -	32.810	21.817	54.627 (2)	79.60	0.343	18:21:02.978	
7 -	33.241	22.569	55.810	77.91	1.526	18:21:58.788	
8 -	33.333	22.144	55.477	78.38	1.193	18:22:54.265	
9 -	33.415	21.791	55.206 (3)	78.77	0.922	18:23:49.471	
10 -	32.387	21.897	54.284 (1)	80.10		18:24:43.755	

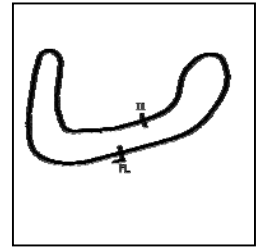
Weather / Track : Cloudy / Dry

Brands Hatch Indy
Circuit Length = 1.2079 miles
Start: 18:15 Flag 18:24 End: 18:25

BMCRC - MRO Championships 2019 - Rnd 9 @ Brands Hatch Indy

MRO Minitwins & BMCRC Rookie Minitwins

RACE 20 - SECTOR ANALYSIS



SECTOR 1 = FL to I1, SECTOR 2 = I1 to FL, DIFF = Difference To Personal Best Lap, P = Crossed Finish Line in Pit Lane, D = Time Disallowed

P13 84		Ricardo BRANCO		Suzuki SV650 - IMP Racing		
IDEAL LAP TIME : 54.782		BEST LAP TIME : 54.782		DIFFERENCE : 0.000		
LAP	SECTOR 1	SECTOR 2	LAP TIME	MPH	DIFF	TIME OF DAY
1 -		22.117	1:01.483	70.72	6.701	18:16:25.440
2 -	33.508	22.668	56.176	77.41	1.394	18:17:21.616
3 -	33.188	22.145	55.333	78.58	0.551	18:18:16.949
4 -	33.283	22.035	55.318 (3)	78.61	0.536	18:19:12.267
5 -	33.586	22.036	55.622	78.18	0.840	18:20:07.889
6 -	32.775	22.007	54.782 (1)	79.38		18:21:02.671
7 -	33.358	22.436	55.794	77.94	1.012	18:21:58.465
8 -	33.698	22.074	55.772	77.97	0.990	18:22:54.237
9 -	33.515	22.121	55.636	78.16	0.854	18:23:49.873
10 -	33.092	22.111	55.203 (2)	78.77	0.421	18:24:45.076

P14 28		Matthew LAWSON		Ducati 800SS -		
IDEAL LAP TIME : 54.979		BEST LAP TIME : 55.044		DIFFERENCE : 0.065		
LAP	SECTOR 1	SECTOR 2	LAP TIME	MPH	DIFF	TIME OF DAY
1 -		22.554	1:03.960	67.98	8.916	18:16:27.917
2 -	33.380	22.445	55.825	77.89	0.781	18:17:23.742
3 -	33.075	22.346	55.421	78.46	0.377	18:18:19.163
4 -	33.252	22.123	55.375	78.53	0.331	18:19:14.538
5 -	33.035	22.254	55.289 (2)	78.65	0.245	18:20:09.827
6 -	32.856	22.188	55.044 (1)	79.00		18:21:04.871
7 -	33.373	22.370	55.743	78.01	0.699	18:22:00.614
8 -	33.200	22.171	55.371 (3)	78.53	0.327	18:22:55.985
9 -	33.495	22.194	55.689	78.08	0.645	18:23:51.674
10 -	33.325	22.264	55.589	78.22	0.545	18:24:47.263

P15 44		Tony PARKER		Suzuki SV650 - Emerald Elevators/PriceLess Copiers		
IDEAL LAP TIME : 55.881		BEST LAP TIME : 56.164		DIFFERENCE : 0.283		
LAP	SECTOR 1	SECTOR 2	LAP TIME	MPH	DIFF	TIME OF DAY
1 -		22.789	1:04.712	67.19	8.548	18:16:28.669
2 -	33.709	22.652	56.361	77.15	0.197	18:17:25.030
3 -	33.690	22.474	56.164 (1)	77.42		18:18:21.194
4 -	33.541	22.681	56.222 (2)	77.34	0.058	18:19:17.416
5 -	34.053	22.340	56.393	77.11	0.229	18:20:13.809
6 -	33.815	22.656	56.471	77.00	0.307	18:21:10.280
7 -	33.669	22.570	56.239 (3)	77.32	0.075	18:22:06.519
8 -	34.260	22.970	57.230	75.98	1.066	18:23:03.749
9 -	34.187	22.550	56.737	76.64	0.573	18:24:00.486
10 -	34.079	22.631	56.710	76.68	0.546	18:24:57.196

P16 126		Damien LECHAUVE		Suzuki SV650 -		
IDEAL LAP TIME : 55.806		BEST LAP TIME : 55.837		DIFFERENCE : 0.031		
LAP	SECTOR 1	SECTOR 2	LAP TIME	MPH	DIFF	TIME OF DAY
1 -		23.071	1:05.629	66.25	9.792	18:16:29.586
2 -	33.701	23.041	56.742	76.63	0.905	18:17:26.328
3 -	34.404	22.860	57.264	75.93	1.427	18:18:23.592
4 -	33.439	22.918	56.357 (2)	77.16	0.520	18:19:19.949
5 -	33.912	23.065	56.977	76.32	1.140	18:20:16.926
6 -	34.224	23.014	57.238	75.97	1.401	18:21:14.164
7 -	34.520	22.777	57.297	75.89	1.460	18:22:11.461
8 -	34.034	22.980	57.014	76.27	1.177	18:23:08.475
9 -	34.191	22.399	56.590 (3)	76.84	0.753	18:24:05.065
10 -	33.407	22.430	55.837 (1)	77.88		18:25:00.902

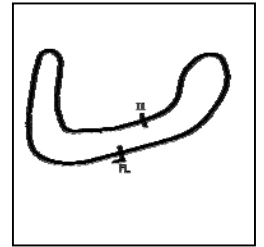
Weather / Track : Cloudy / Dry

Brands Hatch Indy
Circuit Length = 1.2079 miles
Start: 18:15 Flag 18:24 End: 18:25

BMCRC - MRO Championships 2019 - Rnd 9 @ Brands Hatch Indy

MRO Minitwins & BMCRC Rookie Minitwins

RACE 20 - SECTOR ANALYSIS



SECTOR 1 = FL to I1, SECTOR 2 = I1 to FL, DIFF = Difference To Personal Best Lap, P = Crossed Finish Line in Pit Lane, D = Time Disallowed

P17 0		Luke STANLEY		Suzuki SV650 - Urban Race Tribe			
IDEAL LAP TIME : 56.288		BEST LAP TIME : 56.469		DIFFERENCE : 0.181			
LAP	SECTOR 1	SECTOR 2	LAP TIME	MPH	DIFF	TIME OF DAY	
1 -		23.140	1:05.491	66.39	9.022	18:16:29.448	
2 -	34.249	22.822	57.071	76.19	0.602	18:17:26.519	
3 -	34.092	22.897	56.989	76.30	0.520	18:18:23.508	
4 -	33.841	22.862	56.703 (3)	76.69	0.234	18:19:20.211	
5 -	33.872	23.303	57.175	76.05	0.706	18:20:17.386	
6 -	34.064	22.836	56.900	76.42	0.431	18:21:14.286	
7 -	34.124	22.770	56.894	76.43	0.425	18:22:11.180	
8 -	33.890	23.182	57.072	76.19	0.603	18:23:08.252	
9 -	33.742	22.727	56.469 (1)	77.00		18:24:04.721	
10 -	34.111	22.546	56.657 (2)	76.75	0.188	18:25:01.378	

P18 199		Michael FROST		Suzuki SV650 -			
IDEAL LAP TIME : 56.021		BEST LAP TIME : 56.240		DIFFERENCE : 0.219			
LAP	SECTOR 1	SECTOR 2	LAP TIME	MPH	DIFF	TIME OF DAY	
1 -		23.079	1:06.566	65.32	10.326	18:16:30.523	
2 -	34.422	22.731	57.153	76.08	0.913	18:17:27.676	
3 -	34.285	22.620	56.905	76.41	0.665	18:18:24.581	
4 -	34.085	22.573	56.658	76.75	0.418	18:19:21.239	
5 -	34.294	22.726	57.020	76.26	0.780	18:20:18.259	
6 -	34.092	22.487	56.579 (3)	76.85	0.339	18:21:14.838	
7 -	34.279	22.653	56.932	76.38	0.692	18:22:11.770	
8 -	33.827	23.128	56.955	76.35	0.715	18:23:08.725	
9 -	34.292	22.263	56.555 (2)	76.89	0.315	18:24:05.280	
10 -	33.758	22.482	56.240 (1)	77.32		18:25:01.520	

P19 40 R		Simon WILKINSON		Suzuki SV650 - S P Wilkinson Engineering Ltd			
IDEAL LAP TIME : 56.255		BEST LAP TIME : 56.255		DIFFERENCE : 0.000			
LAP	SECTOR 1	SECTOR 2	LAP TIME	MPH	DIFF	TIME OF DAY	
1 -		23.223	1:05.955	65.93	9.700	18:16:29.912	
2 -	34.539	22.877	57.416	75.73	1.161	18:17:27.328	
3 -	34.324	22.613	56.937	76.37	0.682	18:18:24.265	
4 -	34.258	22.602	56.860	76.47	0.605	18:19:21.125	
5 -	34.374	22.623	56.997	76.29	0.742	18:20:18.122	
6 -	34.147	22.328	56.475 (2)	77.00	0.220	18:21:14.597	
7 -	34.401	22.917	57.318	75.86	1.063	18:22:11.915	
8 -	34.619	22.559	57.178	76.05	0.923	18:23:09.093	
9 -	34.238	22.512	56.750 (3)	76.62	0.495	18:24:05.843	
10 -	33.960	22.295	56.255 (1)	77.30		18:25:02.098	

P20 51		Andrew DURANT		Suzuki SV650 -			
IDEAL LAP TIME : 55.949		BEST LAP TIME : 56.340		DIFFERENCE : 0.391			
LAP	SECTOR 1	SECTOR 2	LAP TIME	MPH	DIFF	TIME OF DAY	
1 -		23.384	1:07.384	64.53	11.044	18:16:31.341	
2 -	34.754	22.944	57.698	75.36	1.358	18:17:29.039	
3 -	34.046	22.530	56.576	76.86	0.236	18:18:25.615	
4 -	34.217	23.008	57.225	75.99	0.885	18:19:22.840	
5 -	34.070	22.699	56.769	76.60	0.429	18:20:19.609	
6 -	34.373	22.820	57.193	76.03	0.853	18:21:16.802	
7 -	33.889	22.518	56.407 (3)	77.09	0.067	18:22:13.209	
8 -	33.431	22.934	56.365 (2)	77.15	0.025	18:23:09.574	
9 -	33.963	22.712	56.675	76.72	0.335	18:24:06.249	
10 -	33.684	22.656	56.340 (1)	77.18		18:25:02.589	

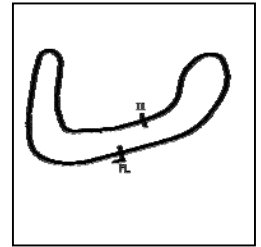
Weather / Track : Cloudy / Dry

Brands Hatch Indy
Circuit Length = 1.2079 miles
Start: 18:15 Flag 18:24 End: 18:25

BMCRC - MRO Championships 2019 - Rnd 9 @ Brands Hatch Indy

MRO Minitwins & BMCRC Rookie Minitwins

RACE 20 - SECTOR ANALYSIS



SECTOR 1 = FL to I1, SECTOR 2 = I1 to FL, DIFF = Difference To Personal Best Lap, P = Crossed Finish Line in Pit Lane, D = Time Disallowed

P21 63		Steve SMULOVIC		Suzuki SV650 - SFC Racing		
IDEAL LAP TIME : 56.571		BEST LAP TIME : 56.578		DIFFERENCE : 0.007		
LAP	SECTOR 1	SECTOR 2	LAP TIME	MPH	DIFF	TIME OF DAY
1 -		23.228	1:06.466	65.42	9.888	18:16:30.423
2 -	34.941	22.543	57.484	75.64	0.906	18:17:27.907
3 -	34.594	22.686	57.280	75.91	0.702	18:18:25.187
4 -	34.542	22.749	57.291	75.90	0.713	18:19:22.478
5 -	34.147	22.569	56.716 (2)	76.67	0.138	18:20:19.194
6 -	34.520	22.614	57.134	76.11	0.556	18:21:16.328
7 -	34.028	22.550	56.578 (1)	76.86		18:22:12.906
8 -	34.738	22.882	57.620	75.47	1.042	18:23:10.526
9 -	34.262	22.681	56.943 (3)	76.36	0.365	18:24:07.469
10 -	34.844	22.553	57.397	75.76	0.819	18:25:04.866

P22 6		Andrew FIRTH		Suzuki SV650 - LTRmotorcycles.co.uk		
IDEAL LAP TIME : 57.286		BEST LAP TIME : 57.486		DIFFERENCE : 0.200		
LAP	SECTOR 1	SECTOR 2	LAP TIME	MPH	DIFF	TIME OF DAY
1 -		23.406	1:08.030	63.92	10.544	18:16:31.987
2 -	35.064	23.316	58.380	74.48	0.894	18:17:30.367
3 -	34.933	23.175	58.108	74.83	0.622	18:18:28.475
4 -	34.717	23.085	57.802	75.23	0.316	18:19:26.277
5 -	35.377	23.131	58.508	74.32	1.022	18:20:24.785
6 -	34.727	22.918	57.645 (2)	75.43	0.159	18:21:22.430
7 -	34.871	22.782	57.653 (3)	75.42	0.167	18:22:20.083
8 -	34.521	23.322	57.843	75.17	0.357	18:23:17.926
9 -	34.504	22.982	57.486 (1)	75.64		18:24:15.412

P23 112 R		Jamie NAGY		Suzuki SV650 - Steelmate		
IDEAL LAP TIME : 57.243		BEST LAP TIME : 57.243		DIFFERENCE : 0.000		
LAP	SECTOR 1	SECTOR 2	LAP TIME	MPH	DIFF	TIME OF DAY
1 -		23.426	1:07.045	64.86	9.802	18:16:31.002
2 -	34.553	23.310	57.863 (3)	75.15	0.620	18:17:28.865
3 -	34.519	23.655	58.174	74.75	0.931	18:18:27.039
4 -	35.325	23.483	58.808	73.94	1.565	18:19:25.847
5 -	35.378	23.354	58.732	74.04	1.489	18:20:24.579
6 -	35.100	23.822	58.922	73.80	1.679	18:21:23.501
7 -	34.265	23.219	57.484 (2)	75.64	0.241	18:22:20.985
8 -	34.122	23.121	57.243 (1)	75.96		18:23:18.228
9 -	34.354	23.806	58.160	74.76	0.917	18:24:16.388

P24 159		Benn RIDGWELL		Suzuki SV650 - Ridgely Racing		
IDEAL LAP TIME : 58.415		BEST LAP TIME : 58.485		DIFFERENCE : 0.070		
LAP	SECTOR 1	SECTOR 2	LAP TIME	MPH	DIFF	TIME OF DAY
1 -		24.129	1:08.931	63.08	10.446	18:16:32.888
2 -	34.868	23.860	58.728 (3)	74.04	0.243	18:17:31.616
3 -	34.938	23.547	58.485 (1)	74.35		18:18:30.101
4 -	34.946	23.779	58.725 (2)	74.05	0.240	18:19:28.826
5 -	35.239	23.834	59.073	73.61	0.588	18:20:27.899
6 -	35.269	23.804	59.073	73.61	0.588	18:21:26.972
7 -	35.206	23.777	58.983	73.72	0.498	18:22:25.955
8 -	35.409	24.514	59.923	72.56	1.438	18:23:25.878
9 -	35.923	23.961	59.884	72.61	1.399	18:24:25.762

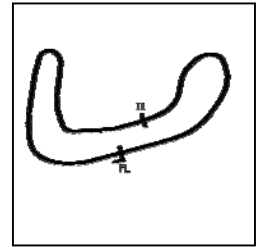
Weather / Track : Cloudy / Dry

Brands Hatch Indy
Circuit Length = 1.2079 miles
Start: 18:15 Flag 18:24 End: 18:25

BMCRC - MRO Championships 2019 - Rnd 9 @ Brands Hatch Indy

MRO Minitwins & BMCRC Rookie Minitwins

RACE 20 - SECTOR ANALYSIS



SECTOR 1 = FL to I1, SECTOR 2 = I1 to FL, DIFF = Difference To Personal Best Lap, P = Crossed Finish Line in Pit Lane, D = Time Disallowed

P25 43		Robert DAVIE		Suzuki SV650 -			
IDEAL LAP TIME : 58.757		BEST LAP TIME : 58.945		DIFFERENCE : 0.188			
LAP	SECTOR 1	SECTOR 2	LAP TIME	MPH	DIFF	TIME OF DAY	
1 -		24.111	1:09.783	62.31	10.838	18:16:33.740	
2 -	36.581	23.759	1:00.340	72.06	1.395	18:17:34.080	
3 -	35.881	23.064	58.945 (1)	73.77		18:18:33.025	
4 -	35.730	23.385	59.115 (3)	73.56	0.170	18:19:32.140	
5 -	36.038	23.112	59.150	73.51	0.205	18:20:31.290	
6 -	36.091	23.143	59.234	73.41	0.289	18:21:30.524	
7 -	35.950	23.414	59.364	73.25	0.419	18:22:29.888	
8 -	36.050	23.027	59.077 (2)	73.60	0.132	18:23:28.965	
9 -	36.221	23.194	59.415	73.19	0.470	18:24:28.380	

P26 50		Adam RIDGWELL		Suzuki SV650 - Face-Plant Jarvis Micro-Fibre Marc Fun-time Fr			
IDEAL LAP TIME : 58.944		BEST LAP TIME : 59.087		DIFFERENCE : 0.143			
LAP	SECTOR 1	SECTOR 2	LAP TIME	MPH	DIFF	TIME OF DAY	
1 -		24.075	1:09.463	62.60	10.376	18:16:33.420	
2 -	36.406	24.153	1:00.559	71.80	1.472	18:17:33.979	
3 -	36.698	23.755	1:00.453	71.93	1.366	18:18:34.432	
4 -	35.778	23.825	59.603	72.95	0.516	18:19:34.035	
5 -	36.303	23.464	59.767	72.75	0.680	18:20:33.802	
6 -	35.713	23.597	59.310 (3)	73.31	0.223	18:21:33.112	
7 -	35.480	23.607	59.087 (1)	73.59		18:22:32.199	
8 -	35.760	23.519	59.279 (2)	73.35	0.192	18:23:31.478	
9 -	36.159	23.835	59.994	72.48	0.907	18:24:31.472	

P27 60 R		Alan HENSBY		Suzuki SV650 -			
IDEAL LAP TIME : 59.120		BEST LAP TIME : 59.120		DIFFERENCE : 0.000			
LAP	SECTOR 1	SECTOR 2	LAP TIME	MPH	DIFF	TIME OF DAY	
1 -		24.052	1:09.829	62.27	10.709	18:16:33.786	
2 -	36.990	23.934	1:00.924	71.37	1.804	18:17:34.710	
3 -	36.480	23.581	1:00.061	72.40	0.941	18:18:34.771	
4 -	35.803	23.317	59.120 (1)	73.55		18:19:33.891	
5 -	35.955	23.500	59.455 (2)	73.14	0.335	18:20:33.346	
6 -	36.879	23.972	1:00.851	71.46	1.731	18:21:34.197	
7 -	36.951	24.038	1:00.989	71.30	1.869	18:22:35.186	
8 -	36.292	23.765	1:00.057 (3)	72.40	0.937	18:23:35.243	
9 -	36.278	24.278	1:00.556	71.81	1.436	18:24:35.799	

P28 144		Nick CRONIN		Suzuki SV650 - Kite Motorcycles			
IDEAL LAP TIME : 59.316		BEST LAP TIME : 59.316		DIFFERENCE : 0.000			
LAP	SECTOR 1	SECTOR 2	LAP TIME	MPH	DIFF	TIME OF DAY	
1 -		24.129	1:10.199	61.94	10.883	18:16:34.156	
2 -	36.473	23.914	1:00.387	72.01	1.071	18:17:34.543	
3 -	36.336	24.173	1:00.509	71.86	1.193	18:18:35.052	
4 -	35.883	23.433	59.316 (1)	73.31		18:19:34.368	
5 -	36.166	23.711	59.877 (2)	72.62	0.561	18:20:34.245	
6 -	36.285	23.735	1:00.020 (3)	72.45	0.704	18:21:34.265	
7 -	37.076	24.005	1:01.081	71.19	1.765	18:22:35.346	
8 -	36.421	23.617	1:00.038	72.43	0.722	18:23:35.384	
9 -	36.373	24.239	1:00.612	71.74	1.296	18:24:35.996	

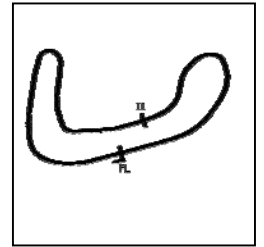
Weather / Track : Cloudy / Dry

Brands Hatch Indy
Circuit Length = 1.2079 miles
Start: 18:15 Flag 18:24 End: 18:25

BMCRC - MRO Championships 2019 - Rnd 9 @ Brands Hatch Indy

MRO Minitwins & BMCRC Rookie Minitwins

RACE 20 - SECTOR ANALYSIS



SECTOR 1 = FL to I1, SECTOR 2 = I1 to FL, DIFF = Difference To Personal Best Lap, P = Crossed Finish Line in Pit Lane, D = Time Disallowed

P29		70 R		Vanessa GILLAM		Suzuki SV650 - No More Straps	
IDEAL LAP TIME : 1:02.143		BEST LAP TIME : 1:02.445		DIFFERENCE : 0.302			
LAP	SECTOR 1	SECTOR 2	LAP TIME	MPH	DIFF	TIME OF DAY	
1 -		24.411	1:12.376	60.08	9.931	18:16:36.333	
2 -	38.270	24.468	1:02.738 (3)	69.31	0.293	18:17:39.071	
3 -	38.251	24.570	1:02.821	69.22	0.376	18:18:41.892	
4 -	38.264	24.310	1:02.574 (2)	69.49	0.129	18:19:44.466	
5 -	37.918	24.971	1:02.889	69.14	0.444	18:20:47.355	
6 -	38.405	24.482	1:02.887	69.14	0.442	18:21:50.242	
7 -	38.217	24.950	1:03.167	68.84	0.722	18:22:53.409	
8 -	38.840	24.513	1:03.353	68.64	0.908	18:23:56.762	
9 -	37.833	24.612	1:02.445 (1)	69.63		18:24:59.207	

P30		20 R		Steve MALE		Suzuki SV650 - ATB Racing	
IDEAL LAP TIME : 1:04.213		BEST LAP TIME : 1:04.213		DIFFERENCE : 0.000			
LAP	SECTOR 1	SECTOR 2	LAP TIME	MPH	DIFF	TIME OF DAY	
1 -		25.931	1:14.241	58.57	10.028	18:16:38.198	
2 -	39.186	26.023	1:05.209	66.68	0.996	18:17:43.407	
3 -	38.899	25.670	1:04.569 (2)	67.34	0.356	18:18:47.976	
4 -	39.406	26.030	1:05.436	66.45	1.223	18:19:53.412	
5 -	39.097	26.442	1:05.539	66.35	1.326	18:20:58.951	
6 -	39.621	25.515	1:05.136	66.76	0.923	18:22:04.087	
7 -	39.214	25.738	1:04.952 (3)	66.95	0.739	18:23:09.039	
8 -	38.726	25.487	1:04.213 (1)	67.72		18:24:13.252	

BMCRC - MRO Championships 2019 - Rnd 9 @ Brands Hatch Indy

MRO Minitwins & BMCRC Rookie Minitwins

RACE 20 - BEST SECTORS

SECTOR 1			SECTOR 2			IDEAL / BEST COMPARISON						
POS	NO	NAME	TIME	NO	NAME	TIME	POS	NO	NAME	IDEAL	BEST	DIFF
									PERFECT LAP	51.413		
1	26	DAVIES	30.574	184	TWYFORD	20.839	1	26	DAVIES	51.462	51.462	0.000
2	74	SINGLETON	30.952	26	DAVIES	20.888	2	184	TWYFORD	51.951	51.951	0.000
3	184	TWYFORD	31.112	86	WITHERINGTON	21.076	3	74	SINGLETON	52.034	52.200	0.166
4	86	WITHERINGTON	31.382	74	SINGLETON	21.082	4	86	WITHERINGTON	52.458	52.578	0.120
5	17	DOWNES	31.511	232	WETHERELL	21.129	5	17	DOWNES	52.808	52.825	0.017
6	232	WETHERELL	31.755	96	HARRIS	21.156	6	232	WETHERELL	52.884	52.930	0.046
7	96	HARRIS	31.796	17	DOWNES	21.297	7	96	HARRIS	52.952	53.036	0.084
8	95	REYNOLDS	32.018	95	REYNOLDS	21.477	8	95	REYNOLDS	53.495	53.544	0.049
9	46	MORRIS	32.387	81	MAY	21.623	9	137	CRAWT	54.134	54.256	0.122
10	137	CRAWT	32.477	137	CRAWT	21.657	10	46	MORRIS	54.178	54.284	0.106
11	12	TAYLOR	32.508	12	TAYLOR	21.702	11	12	TAYLOR	54.210	54.224	0.014
12	81	MAY	32.680	46	MORRIS	21.791	12	81	MAY	54.303	54.377	0.074
13	84	BRANCO	32.775	84	BRANCO	22.007	13	84	BRANCO	54.782	54.782	0.000
14	28	LAWSON	32.856	28	LAWSON	22.123	14	28	LAWSON	54.979	55.044	0.065
15	126	LECHAUVE	33.407	199	FROST	22.263	15	126	LECHAUVE	55.806	55.837	0.031
16	51	DURANT	33.431	40	WILKINSON	22.295	16	44	PARKER	55.881	56.164	0.283
17	44	PARKER	33.541	44	PARKER	22.340	17	51	DURANT	55.949	56.340	0.391
18	0	STANLEY	33.742	126	LECHAUVE	22.399	18	199	FROST	56.021	56.240	0.219
19	199	FROST	33.758	51	DURANT	22.518	19	40	WILKINSON	56.255	56.255	0.000
20	40	WILKINSON	33.960	63	SMULOVIC	22.543	20	0	STANLEY	56.288	56.469	0.181
21	63	SMULOVIC	34.028	0	STANLEY	22.546	21	63	SMULOVIC	56.571	56.578	0.007
22	112	NAGY	34.122	6	FIRTH	22.782	22	112	NAGY	57.243	57.243	0.000
23	6	FIRTH	34.504	43	DAVIE	23.027	23	6	FIRTH	57.286	57.486	0.200
24	159	RIDGWELL	34.868	112	NAGY	23.121	24	159	RIDGWELL	58.415	58.485	0.070
25	50	RIDGWELL	35.480	60	HENSBY	23.317	25	43	DAVIE	58.757	58.945	0.188
26	43	DAVIE	35.730	144	CRONIN	23.433	26	50	RIDGWELL	58.944	59.087	0.143
27	60	HENSBY	35.803	50	RIDGWELL	23.464	27	60	HENSBY	59.120	59.120	0.000
28	144	CRONIN	35.883	159	RIDGWELL	23.547	28	144	CRONIN	59.316	59.316	0.000
29	70	GILLAM	37.833	70	GILLAM	24.310	29	70	GILLAM	1:02.143	1:02.445	0.302
30	20	MALE	38.726	20	MALE	25.487	30	20	MALE	1:04.213	1:04.213	0.000

Weather / Track : Cloudy / Dry

Results can be found at www.tsl-timing.com

Brands Hatch Indy
 Circuit Length = 1.2079 miles
 Start: 18:15 Flag 18:24 End: 18:25

Printed - 18:28 Saturday, 05 October 2019

BMCRC - MRO Championships 2019 - Rnd 9 @ Brands Hatch Indy

MRO Minitwins & BMCRC Rookie Minitwins

RACE 20 - STATISTICS

Competitors Started 30
Planned Start 2019-10-05 @ 18:10:00.000
Actual Start 2019-10-05 @ 18:15:23.956
Finish Time 2019-10-05 @ 18:24:08.684
Track Length 1.2079mi.
Total Laps 290
Total Distance Covered 350.3042mi.

Session Fastest Lap History

NO	CL	NAME	LAP TIME	TIME OF DAY	LAP	VEHICLE
26		Glynn DAVIES	51.774	18:17:12.748	2	Suzuki SV650
26		Glynn DAVIES	51.581	18:18:04.329	3	Suzuki SV650
26		Glynn DAVIES	51.462	18:18:55.789	4	Suzuki SV650

Session Leader History

NO	CL	NAME	FROM LAP	LAPS LED	DISTANCE	VEHICLE
26		Glynn DAVIES	1	10	12.07 miles	Suzuki SV650

Flag History

TYPE	TIME OF DAY
GREEN	18:15:23.956
FINISH	18:24:08.684

Flag Statistics

TYPE	COUNT	TOTAL LAPS	TOTAL TIME
Green	1	10	9:44.438
Red	0	0	0.000
Safety Car	0	0	0.000
FCY	0	0	0.000

Weather / Track : Cloudy / Dry

These results are provisional until the conclusion of any judicial and technical matters.

Brands Hatch Indy
Circuit Length = 1.2079 miles
Start: 18:15 Flag 18:24 End: 18:25

Clerk Of Course :	Timekeeper :
-------------------	--------------

BMCRC - MRO Championships 2019 - Rnd 9 @ Brands Hatch Indy

MRO Minitwins & BMCRC Rookie Minitwins

RACE 20 - STATISTICS

CLASS :

22 Starters

Fastest Lap History

NO	NAME	LAP TIME	TIME OF DAY	LAP	VEHICLE
26	Glynn DAVIES	51.774	18:17:12.748	2	Suzuki SV650
26	Glynn DAVIES	51.581	18:18:04.329	3	Suzuki SV650
26	Glynn DAVIES	51.462	18:18:55.789	4	Suzuki SV650

Leader History

NO	NAME	FROM LAP	LAPS LED	DISTANCE	VEHICLE
26	Glynn DAVIES	1	10	12.07 miles	Suzuki SV650

Weather / Track : Cloudy / Dry

These results are provisional until the conclusion of any judicial and technical matters.

Brands Hatch Indy

Circuit Length = 1.2079 miles

Start: 18:15 Flag 18:24 End: 18:25

Clerk Of Course :

Timekeeper :

BMCRC - MRO Championships 2019 - Rnd 9 @ Brands Hatch Indy

MRO Minitwins & BMCRC Rookie Minitwins

RACE 20 - STATISTICS

CLASS : R

8 Starters

Fastest Lap History

NO	NAME	LAP TIME	TIME OF DAY	LAP	VEHICLE
17	Tommy DOWNES	52.903	18:17:15.988	2	Suzuki SV650
17	Tommy DOWNES	52.825	18:18:08.814	3	Suzuki SV650

Leader History

NO	NAME	FROM LAP	LAPS LED	DISTANCE	VEHICLE
17	Tommy DOWNES	1	10	12.07 miles	Suzuki SV650

Weather / Track : Cloudy / Dry

These results are provisional until the conclusion of any judicial and technical matters.

Brands Hatch Indy

Circuit Length = 1.2079 miles

Start: 18:15 Flag 18:24 End: 18:25

Clerk Of Course :

Timekeeper :

BMCRC - MRO Championships 2019 - Rnd 9 @ Brands Hatch Indy



MRO Minitwins & BMCRC Rookie Minitwins

RACE 11 - GRID (12 Laps)

ROW 12			34	272	Christopher COWAN											
ROW 11		33	78	Keith POVAH	32	45	Tom STEVENS	31	13	Wii GREEN						
ROW 10	1:04.213	30	20	Steve MALE	1:02.445	29	70	Vanessa GILLAM	59.316	28	144	Nick CRONIN				
ROW 9			27	60	Alan HENSBY	59.120			59.087	26	50	Adam RIDGWELL	58.945	25	43	Robert DAVIE
ROW 8	58.485	24	159	Benn RIDGWELL	57.486	23	6	Andrew FIRTH	57.243	22	112	Jamie NAGY				
ROW 7			21	63	Steve SMULOVIC	56.578			56.469	20	0	Luke STANLEY	56.340	19	51	Andrew DURANT
ROW 6	56.255	18	40	Simon WILKINSON	56.240	17	199	Michael FROST	56.164	16	44	Tony PARKER				
ROW 5			15	126	Damien LECHAUVE	55.837			55.044	14	28	Matthew LAWSON	54.782	13	84	Ricardo BRANCO
ROW 4	54.377	12	81	Malvern MAY	54.284	11	46	Jeff MORRIS	54.256	10	137	Charlie CRAWT				
ROW 3			9	12	Russell TAYLOR	54.224			53.544	8	95	John REYNOLDS	53.036	7	96	Dan HARRIS
ROW 2	52.930	6	232	Matt WETHERELL	52.825	5	17	Tommy DOWNES	52.578	4	86	Paul WITHERINGTON				
ROW 1			3	74	Daniel SINGLETON	52.200			51.951	2	184	David TWYFORD	51.462	1	26	Glynn DAVIES
																Pole

Brands Hatch Indy
Circuit Length = 1.2079 miles

These results are provisional until the conclusion of any judicial and technical matters.

Clerk Of Course :	Steward :	Timekeeper :
-------------------	-----------	--------------

Results can be found at www.tsl-timing.com

Printed - 18:27 Saturday, 05 October 2019



BMCRC - MRO Championships 2019 - Rnd 9 @ Brands Hatch Indy



MRO Minitwins & BMCRC Rookie Minitwins

RACE 11 - CLASSIFICATION

POS	NO	CL	PIC NAME	ENTRY	LAPS	TIME	GAP	DIFF	MPH	BEST	ON
1	26		1 Glynn DAVIES	Suzuki SV650 -	12	10:32.704			82.47	51.841	7
2	184		2 David TWYFORD	Suzuki SV650 -	12	10:34.964	2.260	2.260	82.18	51.812	2
3	17	R	1 Tommy DOWNES	Suzuki SV650 - Ray Gnarley/ MoreMoto	12	10:43.141	10.437	8.177	81.13	52.791	2
4	232	R	2 Matt WETHERELL	Suzuki SV650 - MSG Racing/Lamonde.com/FWR T	12	10:43.516	10.812	0.375	81.09	52.558	10
5	86		3 Paul WITHERINGTON	Suzuki SV650 - PJW Plumbers	12	10:46.532	13.828	3.016	80.71	52.155	8
6	95	R	3 John REYNOLDS	Suzuki SV650 - Fins Motorcycles	12	10:53.095	20.391	6.563	79.90	53.432	11
7	96		4 Dan HARRIS	Suzuki SV650 - HP Racing	12	10:53.441	20.737	0.346	79.85	53.504	7
8	12		5 Russell TAYLOR	Suzuki SV650 -	12	10:53.832	21.128	0.391	79.81	53.485	7
9	46		6 Jeff MORRIS	Suzuki SV650 -	12	10:55.895	23.191	2.063	79.56	53.298	4
10	45		7 Tom STEVENS	Suzuki SV650 -	12	11:01.847	29.143	5.952	78.84	53.699	10
11	137		8 Charlie CRAWT	Suzuki SV650 - Pass Bike Motorcycle Training & Su	12	11:02.398	29.694	0.551	78.77	53.917	12
12	81		9 Malvern MAY	Suzuki SV650 -	12	11:04.009	31.305	1.611	78.58	54.085	10
13	84		10 Ricardo BRANCO	Suzuki SV650 - IMP Racing	12	11:07.797	35.093	3.788	78.14	54.558	7
14	40	R	4 Simon WILKINSON	Suzuki SV650 - S P Wilkinson Engineering Ltd	11	10:34.014	1 Lap	1 Lap	75.44	56.169	11
15	126		11 Damien LECHAUVE	Suzuki SV650 -	11	10:34.530	1 Lap	0.516	75.38	56.415	11
16	199		12 Michael FROST	Suzuki SV650 -	11	10:35.038	1 Lap	0.508	75.32	56.642	11
17	112	R	5 Jamie NAGY	Suzuki SV650 - Steelmate	11	10:35.532	1 Lap	0.494	75.26	56.325	11
18	0		13 Luke STANLEY	Suzuki SV650 - Urban Race Tribe	11	10:36.174	1 Lap	0.642	75.19	56.091	9
19	44		14 Tony PARKER	Suzuki SV650 - Emerald Elevators/PriceLess Copier	11	10:38.916	1 Lap	2.742	74.86	56.657	11
20	51		15 Andrew DURANT	Suzuki SV650 -	11	10:40.296	1 Lap	1.380	74.70	56.735	9
21	159		16 Benn RIDGWELL	Suzuki SV650 - Ridgey Racing	11	10:48.647	1 Lap	8.351	73.74	56.704	2
22	43		17 Robert DAVIE	Suzuki SV650 -	11	10:52.152	1 Lap	3.505	73.34	57.736	9
23	50		18 Adam RIDGWELL	Suzuki SV650 - Face-Plant Jarvis Micro-Fibre Marc	11	11:06.935	1 Lap	14.783	71.72	59.323	11
24	60	R	6 Alan HENSBY	Suzuki SV650 -	11	11:07.659	1 Lap	0.724	71.64	59.177	4
25	144		19 Nick CRONIN	Suzuki SV650 - Kite Motorcycles	11	11:07.810	1 Lap	0.151	71.62	59.118	11
26	70	R	7 Vanessa GILLAM	Suzuki SV650 - No More Straps	11	11:32.970	1 Lap	25.160	69.02	1:01.266	9
27	20	R	8 Steve MALE	Suzuki SV650 - ATB Racing	10	11:23.726	2 Laps	1 Lap	63.60	1:04.831	9

FASTEST LAP

184			David TWYFORD	Suzuki SV650 -	2	51.812			83.93 mph	135.07 kph
232	R		Matt WETHERELL	Suzuki SV650 - MSG Racing/Lamonde.com/FWR T	10	52.558			82.73 mph	133.15 kph

Class - 92.5% of Race Speed = 76.28 mph
 Class R - 92.5% of Race Speed = 75.04 mph

Brands Hatch Indy
 Circuit Length = 1.2079 miles
 Start: 14:24 Flag 14:35 End: 14:36

Weather / Track : Cloudy / Drying
 These results are provisional until the conclusion of any judicial and technical matters.

Clerk Of Course :	Steward :	Timekeeper :
-------------------	-----------	--------------

Results can be found at www.tsl-timing.com

Printed - 14:36 Sunday, 06 October 2019



BMCRC - MRO Championships 2019 - Rnd 9 @ Brands Hatch Indy

MRO Minitwins & BMCRC Rookie Minitwins

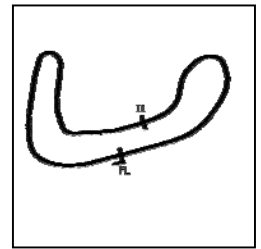
RACE 11 - LAP CHART

40	1 Lap	56.169
126	1 Lap	56.415
184	2.260	53.347
199	1 Lap	56.642
112	1 Lap	56.325
0	1 Lap	56.659
44	1 Lap	56.657
51	1 Lap	56.838
17	10.437	52.838
232	10.812	53.049
86	13.828	54.569
159	1 Lap	59.828
43	1 Lap	57.913
95	20.391	53.442
96	20.737	53.647
12	21.128	53.612
46	23.191	54.277
45	29.143	53.979
137	29.694	53.917
81	31.305	55.134
50	1 Lap	59.323
60	1 Lap	59.860
84	35.093	54.990
144	1 Lap	59.118
20	2 Laps	1:06.376
70	1 Lap	1:02.491

BMCRC - MRO Championships 2019 - Rnd 9 @ Brands Hatch Indy

MRO Minitwins & BMCRC Rookie Minitwins

RACE 11 - SECTOR ANALYSIS



SECTOR 1 = FL to I1, SECTOR 2 = I1 to FL, DIFF = Difference To Personal Best Lap, P = Crossed Finish Line in Pit Lane, D = Time Disallowed

P1 26		Glynn DAVIES		Suzuki SV650 -		
IDEAL LAP TIME : 51.707		BEST LAP TIME : 51.841		DIFFERENCE : 0.134		
LAP	SECTOR 1	SECTOR 2	LAP TIME	MPH	DIFF	TIME OF DAY
1 -		21.076	56.949	76.35	5.108	14:25:46.202
2 -	31.115	21.209	52.324	83.10	0.483	14:26:38.526
3 -	31.320	21.093	52.413	82.96	0.572	14:27:30.939
4 -	31.017	21.014	52.031 (3)	83.57	0.190	14:28:22.970
5 -	31.689	20.975	52.664	82.57	0.823	14:29:15.634
6 -	30.940	21.138	52.078	83.50	0.237	14:30:07.712
7 -	30.923	20.918	51.841 (1)	83.88		14:30:59.553
8 -	31.358	21.045	52.403	82.98	0.562	14:31:51.956
9 -	32.498	21.310	53.808	80.81	1.967	14:32:45.764
10 -	31.087	20.904	51.991 (2)	83.64	0.150	14:33:37.755
11 -	31.317	20.784	52.101	83.46	0.260	14:34:29.856
12 -	31.181	20.920	52.101	83.46	0.260	14:35:21.957

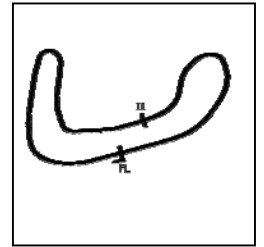
P2 184		David TWYFORD		Suzuki SV650 -		
IDEAL LAP TIME : 51.463		BEST LAP TIME : 51.812		DIFFERENCE : 0.349		
LAP	SECTOR 1	SECTOR 2	LAP TIME	MPH	DIFF	TIME OF DAY
1 -		21.009	57.593	75.50	5.781	14:25:46.846
2 -	31.074	20.738	51.812 (1)	83.93		14:26:38.658
3 -	31.518	20.857	52.375	83.02	0.563	14:27:31.033
4 -	31.273	20.756	52.029	83.58	0.217	14:28:23.062
5 -	32.452	21.087	53.539	81.22	1.727	14:29:16.601
6 -	30.869	21.340	52.209	83.29	0.397	14:30:08.810
7 -	31.160	20.836	51.996 (3)	83.63	0.184	14:31:00.806
8 -	31.843	21.001	52.844	82.29	1.032	14:31:53.650
9 -	31.228	20.950	52.178	83.34	0.366	14:32:45.828
10 -	31.258	20.594	51.852 (2)	83.86	0.040	14:33:37.680
11 -	31.568	21.622	53.190	81.75	1.378	14:34:30.870
12 -	31.903	21.444	53.347	81.51	1.535	14:35:24.217

P3 17 R		Tommy DOWNES		Suzuki SV650 - Ray Gnarley/ MoreMoto		
IDEAL LAP TIME : 52.534		BEST LAP TIME : 52.791		DIFFERENCE : 0.257		
LAP	SECTOR 1	SECTOR 2	LAP TIME	MPH	DIFF	TIME OF DAY
1 -		21.379	58.439	74.41	5.648	14:25:47.692
2 -	31.481	21.310	52.791 (1)	82.37		14:26:40.483
3 -	31.321	21.472	52.793 (2)	82.37	0.002	14:27:33.276
4 -	31.503	21.495	52.998	82.05	0.207	14:28:26.274
5 -	31.341	21.688	53.029	82.00	0.238	14:29:19.303
6 -	31.806	21.685	53.491	81.29	0.700	14:30:12.794
7 -	31.910	21.647	53.557	81.19	0.766	14:31:06.351
8 -	31.717	21.323	53.040	81.98	0.249	14:31:59.391
9 -	32.034	21.977	54.011	80.51	1.220	14:32:53.402
10 -	31.727	21.583	53.310	81.57	0.519	14:33:46.712
11 -	31.631	21.213	52.844	82.29	0.053	14:34:39.556
12 -	31.625	21.213	52.838 (3)	82.30	0.047	14:35:32.394

BMCRC - MRO Championships 2019 - Rnd 9 @ Brands Hatch Indy

MRO Minitwins & BMCRC Rookie Minitwins

RACE 11 - SECTOR ANALYSIS



SECTOR 1 = FL to I1, SECTOR 2 = I1 to FL, DIFF = Difference To Personal Best Lap, P = Crossed Finish Line in Pit Lane, D = Time Disallowed

P4 232 R		Matt WETHERELL		Suzuki SV650 - MSG Racing/Lamonde.com/FWR Tyres			
IDEAL LAP TIME : 52.432		BEST LAP TIME : 52.558		DIFFERENCE : 0.126			
LAP	SECTOR 1	SECTOR 2	LAP TIME	MPH	DIFF	TIME OF DAY	
1 -		21.150	59.620	72.93	7.062	14:25:48.873	
2 -	32.245	21.334	53.579	81.16	1.021	14:26:42.452	
3 -	32.015	21.228	53.243	81.67	0.685	14:27:35.695	
4 -	31.806	21.104	52.910	82.18	0.352	14:28:28.605	
5 -	31.930	21.370	53.300	81.58	0.742	14:29:21.905	
6 -	31.757	21.161	52.918	82.17	0.360	14:30:14.823	
7 -	32.141	21.369	53.510	81.26	0.952	14:31:08.333	
8 -	31.627	20.972	52.599 (2)	82.67	0.041	14:32:00.932	
9 -	32.151	21.216	53.367	81.48	0.809	14:32:54.299	
10 -	31.551	21.007	52.558 (1)	82.73		14:33:46.857	
11 -	31.982	20.881	52.863 (3)	82.26	0.305	14:34:39.720	
12 -	31.791	21.258	53.049	81.97	0.491	14:35:32.769	

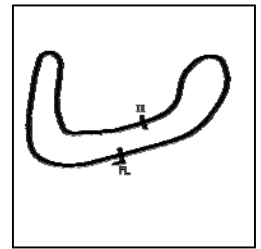
P5 86		Paul WITHERINGTON		Suzuki SV650 - PJW Plumbers			
IDEAL LAP TIME : 52.155		BEST LAP TIME : 52.155		DIFFERENCE : 0.000			
LAP	SECTOR 1	SECTOR 2	LAP TIME	MPH	DIFF	TIME OF DAY	
1 -		21.387	59.438	73.16	7.283	14:25:48.691	
2 -	32.715	21.220	53.935	80.62	1.780	14:26:42.626	
3 -	32.232	21.053	53.285	81.61	1.130	14:27:35.911	
4 -	31.832	21.033	52.865	82.25	0.710	14:28:28.776	
5 -	31.939	21.361	53.300	81.58	1.145	14:29:22.076	
6 -	31.802	21.009	52.811 (3)	82.34	0.656	14:30:14.887	
7 -	31.986	21.185	53.171	81.78	1.016	14:31:08.058	
8 -	31.380	20.775	52.155 (1)	83.37		14:32:00.213	
9 -	33.016	21.817	54.833	79.30	2.678	14:32:55.046	
10 -	31.570	21.233	52.803 (2)	82.35	0.648	14:33:47.849	
11 -	32.140	21.227	53.367	81.48	1.212	14:34:41.216	
12 -	32.786	21.783	54.569	79.69	2.414	14:35:35.785	

P6 95 R		John REYNOLDS		Suzuki SV650 - Fins Motorcycles			
IDEAL LAP TIME : 53.269		BEST LAP TIME : 53.432		DIFFERENCE : 0.163			
LAP	SECTOR 1	SECTOR 2	LAP TIME	MPH	DIFF	TIME OF DAY	
1 -		21.557	59.032	73.66	5.600	14:25:48.285	
2 -	32.314	21.723	54.037	80.47	0.605	14:26:42.322	
3 -	32.649	21.520	54.169	80.27	0.737	14:27:36.491	
4 -	32.280	21.488	53.768	80.87	0.336	14:28:30.259	
5 -	32.475	21.614	54.089	80.39	0.657	14:29:24.348	
6 -	32.477	21.554	54.031	80.48	0.599	14:30:18.379	
7 -	32.249	21.704	53.953	80.59	0.521	14:31:12.332	
8 -	32.265	21.406	53.671 (3)	81.02	0.239	14:32:06.003	
9 -	32.149	21.879	54.028	80.48	0.596	14:33:00.031	
10 -	33.722	21.721	55.443	78.43	2.011	14:33:55.474	
11 -	31.863	21.569	53.432 (1)	81.38		14:34:48.906	
12 -	31.893	21.549	53.442 (2)	81.37	0.010	14:35:42.348	

BMCRC - MRO Championships 2019 - Rnd 9 @ Brands Hatch Indy

MRO Minitwins & BMCRC Rookie Minitwins

RACE 11 - SECTOR ANALYSIS



SECTOR 1 = FL to I1, SECTOR 2 = I1 to FL, DIFF = Difference To Personal Best Lap, P = Crossed Finish Line in Pit Lane, D = Time Disallowed

P7 96 Dan HARRIS		Suzuki SV650 - HP Racing				
IDEAL LAP TIME : 53.352		BEST LAP TIME : 53.504		DIFFERENCE : 0.152		
LAP	SECTOR 1	SECTOR 2	LAP TIME	MPH	DIFF	TIME OF DAY
1 -		21.618	1:00.167	72.27	6.663	14:25:49.420
2 -	32.210	21.600	53.810	80.81	0.306	14:26:43.230
3 -	32.175	21.485	53.660 (3)	81.03	0.156	14:27:36.890
4 -	32.381	21.446	53.827	80.78	0.323	14:28:30.717
5 -	32.761	21.486	54.247	80.16	0.743	14:29:24.964
6 -	32.628	21.636	54.264	80.13	0.760	14:30:19.228
7 -	32.232	21.272	53.504 (1)	81.27		14:31:12.732
8 -	32.264	21.448	53.712	80.96	0.208	14:32:06.444
9 -	32.220	21.701	53.921	80.64	0.417	14:33:00.365
10 -	33.222	21.670	54.892	79.22	1.388	14:33:55.257
11 -	32.080	21.710	53.790	80.84	0.286	14:34:49.047
12 -	32.374	21.273	53.647 (2)	81.05	0.143	14:35:42.694

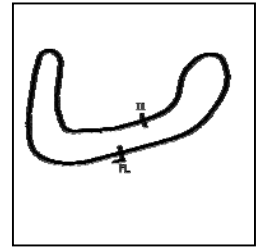
P8 12 Russell TAYLOR		Suzuki SV650 -				
IDEAL LAP TIME : 53.405		BEST LAP TIME : 53.485		DIFFERENCE : 0.080		
LAP	SECTOR 1	SECTOR 2	LAP TIME	MPH	DIFF	TIME OF DAY
1 -		21.735	1:00.445	71.94	6.960	14:25:49.698
2 -	32.422	21.506	53.928	80.63	0.443	14:26:43.626
3 -	32.199	21.486	53.685	81.00	0.200	14:27:37.311
4 -	32.251	21.510	53.761	80.88	0.276	14:28:31.072
5 -	32.532	21.672	54.204	80.22	0.719	14:29:25.276
6 -	32.438	21.751	54.189	80.24	0.704	14:30:19.465
7 -	32.125	21.360	53.485 (1)	81.30		14:31:12.950
8 -	32.187	21.440	53.627 (3)	81.08	0.142	14:32:06.577
9 -	32.217	21.607	53.824	80.79	0.339	14:33:00.401
10 -	33.139	21.960	55.099	78.92	1.614	14:33:55.500
11 -	32.284	21.689	53.973	80.56	0.488	14:34:49.473
12 -	32.332	21.280	53.612 (2)	81.11	0.127	14:35:43.085

P9 46 Jeff MORRIS		Suzuki SV650 -				
IDEAL LAP TIME : 53.205		BEST LAP TIME : 53.298		DIFFERENCE : 0.093		
LAP	SECTOR 1	SECTOR 2	LAP TIME	MPH	DIFF	TIME OF DAY
1 -		21.995	1:00.988	71.30	7.690	14:25:50.241
2 -	32.668	21.613	54.281	80.11	0.983	14:26:44.522
3 -	32.097	21.519	53.616	81.10	0.318	14:27:38.138
4 -	31.983	21.315	53.298 (1)	81.59		14:28:31.436
5 -	32.352	21.615	53.967	80.57	0.669	14:29:25.403
6 -	32.654	21.867	54.521	79.76	1.223	14:30:19.924
7 -	32.296	21.318	53.614 (3)	81.10	0.316	14:31:13.538
8 -	32.287	21.222	53.509 (2)	81.26	0.211	14:32:07.047
9 -	32.182	21.659	53.841	80.76	0.543	14:33:00.888
10 -	33.111	22.218	55.329	78.59	2.031	14:33:56.217
11 -	32.624	22.030	54.654	79.56	1.356	14:34:50.871
12 -	32.522	21.755	54.277	80.11	0.979	14:35:45.148

BMCRC - MRO Championships 2019 - Rnd 9 @ Brands Hatch Indy

MRO Minitwins & BMCRC Rookie Minitwins

RACE 11 - SECTOR ANALYSIS



SECTOR 1 = FL to I1, SECTOR 2 = I1 to FL, DIFF = Difference To Personal Best Lap, P = Crossed Finish Line in Pit Lane, D = Time Disallowed

P10 45		Tom STEVENS		Suzuki SV650 -		
IDEAL LAP TIME : 53.475		BEST LAP TIME : 53.699		DIFFERENCE : 0.224		
LAP	SECTOR 1	SECTOR 2	LAP TIME	MPH	DIFF	TIME OF DAY
1 -		22.375	1:04.591	67.32	10.892	14:25:53.844
2 -	33.221	21.729	54.950	79.13	1.251	14:26:48.794
3 -	33.045	21.455	54.500	79.79	0.801	14:27:43.294
4 -	32.466	21.609	54.075	80.41	0.376	14:28:37.369
5 -	32.479	21.900	54.379	79.96	0.680	14:29:31.748
6 -	32.716	22.219	54.935	79.15	1.236	14:30:26.683
7 -	32.468	21.738	54.206	80.22	0.507	14:31:20.889
8 -	32.746	21.344	54.090	80.39	0.391	14:32:14.979
9 -	32.697	21.324	54.021 (3)	80.49	0.322	14:33:09.000
10 -	32.151	21.548	53.699 (1)	80.98		14:34:02.699
11 -	32.236	22.186	54.422	79.90	0.723	14:34:57.121
12 -	32.331	21.648	53.979 (2)	80.56	0.280	14:35:51.100

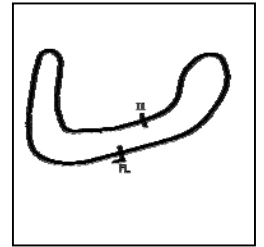
P11 137		Charlie CRAWT		Suzuki SV650 - Pass Bike Motorcycle Training & Sublime Desig		
IDEAL LAP TIME : 53.917		BEST LAP TIME : 53.917		DIFFERENCE : 0.000		
LAP	SECTOR 1	SECTOR 2	LAP TIME	MPH	DIFF	TIME OF DAY
1 -		22.284	1:01.320	70.91	7.403	14:25:50.573
2 -	33.141	21.906	55.047	78.99	1.130	14:26:45.620
3 -	32.948	21.993	54.941	79.15	1.024	14:27:40.561
4 -	33.132	22.057	55.189	78.79	1.272	14:28:35.750
5 -	33.053	22.303	55.356	78.55	1.439	14:29:31.106
6 -	33.197	22.064	55.261	78.69	1.344	14:30:26.367
7 -	32.509	21.757	54.266	80.13	0.349	14:31:20.633
8 -	32.609	21.534	54.143 (3)	80.31	0.226	14:32:14.776
9 -	33.093	21.523	54.616	79.62	0.699	14:33:09.392
10 -	32.502	21.621	54.123 (2)	80.34	0.206	14:34:03.515
11 -	32.694	21.525	54.219	80.20	0.302	14:34:57.734
12 -	32.413	21.504	53.917 (1)	80.65		14:35:51.651

P12 81		Malvern MAY		Suzuki SV650 -		
IDEAL LAP TIME : 54.021		BEST LAP TIME : 54.085		DIFFERENCE : 0.064		
LAP	SECTOR 1	SECTOR 2	LAP TIME	MPH	DIFF	TIME OF DAY
1 -		22.265	1:01.647	70.53	7.562	14:25:50.900
2 -	33.077	21.801	54.878	79.24	0.793	14:26:45.778
3 -	33.046	21.945	54.991	79.07	0.906	14:27:40.769
4 -	32.988	22.208	55.196	78.78	1.111	14:28:35.965
5 -	33.636	21.842	55.478	78.38	1.393	14:29:31.443
6 -	32.709	22.073	54.782	79.38	0.697	14:30:26.225
7 -	32.606	21.666	54.272 (3)	80.12	0.187	14:31:20.497
8 -	32.567	21.553	54.120 (2)	80.35	0.035	14:32:14.617
9 -	32.839	21.749	54.588	79.66	0.503	14:33:09.205
10 -	32.468	21.617	54.085 (1)	80.40		14:34:03.290
11 -	33.064	21.774	54.838	79.29	0.753	14:34:58.128
12 -	33.170	21.964	55.134	78.87	1.049	14:35:53.262

BMCRC - MRO Championships 2019 - Rnd 9 @ Brands Hatch Indy

MRO Minitwins & BMCRC Rookie Minitwins

RACE 11 - SECTOR ANALYSIS



SECTOR 1 = FL to I1, SECTOR 2 = I1 to FL, DIFF = Difference To Personal Best Lap, P = Crossed Finish Line in Pit Lane, D = Time Disallowed

P13 84		Ricardo BRANCO		Suzuki SV650 - IMP Racing		
IDEAL LAP TIME : 54.376		BEST LAP TIME : 54.558		DIFFERENCE : 0.182		
LAP	SECTOR 1	SECTOR 2	LAP TIME	MPH	DIFF	TIME OF DAY
1 -		22.397	1:02.166	69.95	7.608	14:25:51.419
2 -	33.122	22.031	55.153	78.84	0.595	14:26:46.572
3 -	32.873	21.975	54.848	79.28	0.290	14:27:41.420
4 -	32.790	21.982	54.772 (3)	79.39	0.214	14:28:36.192
5 -	33.503	21.944	55.447	78.42	0.889	14:29:31.639
6 -	32.995	22.120	55.115	78.90	0.557	14:30:26.754
7 -	32.865	21.693	54.558 (1)	79.70		14:31:21.312
8 -	32.683	21.932	54.615 (2)	79.62	0.057	14:32:15.927
9 -	32.838	22.028	54.866	79.25	0.308	14:33:10.793
10 -	33.427	22.192	55.619	78.18	1.061	14:34:06.412
11 -	33.577	22.071	55.648	78.14	1.090	14:35:02.060
12 -	33.053	21.937	54.990	79.07	0.432	14:35:57.050

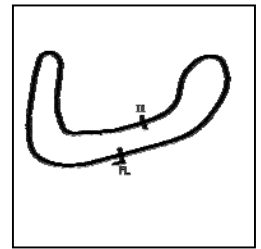
P14 40 R		Simon WILKINSON		Suzuki SV650 - S P Wilkinson Engineering Ltd		
IDEAL LAP TIME : 56.169		BEST LAP TIME : 56.169		DIFFERENCE : 0.000		
LAP	SECTOR 1	SECTOR 2	LAP TIME	MPH	DIFF	TIME OF DAY
1 -		23.119	1:04.944	66.95	8.775	14:25:54.197
2 -	34.503	22.601	57.104	76.15	0.935	14:26:51.301
3 -	34.257	22.534	56.791 (3)	76.57	0.622	14:27:48.092
4 -	34.219	22.739	56.958	76.34	0.789	14:28:45.050
5 -	34.565	22.775	57.340	75.83	1.171	14:29:42.390
6 -	34.565	22.657	57.222	75.99	1.053	14:30:39.612
7 -	34.070	22.576	56.646 (2)	76.76	0.477	14:31:36.258
8 -	34.323	22.753	57.076	76.18	0.907	14:32:33.334
9 -	34.444	22.460	56.904	76.42	0.735	14:33:30.238
10 -	34.469	22.391	56.860	76.47	0.691	14:34:27.098
11 -	33.854	22.315	56.169 (1)	77.42		14:35:23.267

P15 126		Damien LECHAUVE		Suzuki SV650 -		
IDEAL LAP TIME : 56.362		BEST LAP TIME : 56.415		DIFFERENCE : 0.053		
LAP	SECTOR 1	SECTOR 2	LAP TIME	MPH	DIFF	TIME OF DAY
1 -		23.244	1:05.694	66.19	9.279	14:25:54.947
2 -	34.744	22.868	57.612	75.48	1.197	14:26:52.559
3 -	34.248	22.478	56.726	76.65	0.311	14:27:49.285
4 -	34.419	22.630	57.049	76.22	0.634	14:28:46.334
5 -	33.990	22.672	56.662 (3)	76.74	0.247	14:29:42.996
6 -	34.434	23.102	57.536	75.58	1.121	14:30:40.532
7 -	34.077	22.502	56.579 (2)	76.85	0.164	14:31:37.111
8 -	34.031	22.663	56.694	76.70	0.279	14:32:33.805
9 -	34.290	22.579	56.869	76.46	0.454	14:33:30.674
10 -	34.233	22.461	56.694	76.70	0.279	14:34:27.368
11 -	33.901	22.514	56.415 (1)	77.08		14:35:23.783

BMCRC - MRO Championships 2019 - Rnd 9 @ Brands Hatch Indy

MRO Minitwins & BMCRC Rookie Minitwins

RACE 11 - SECTOR ANALYSIS



SECTOR 1 = FL to I1, SECTOR 2 = I1 to FL, DIFF = Difference To Personal Best Lap, P = Crossed Finish Line in Pit Lane, D = Time Disallowed

P16 199		Michael FROST		Suzuki SV650 -		
IDEAL LAP TIME : 56.527		BEST LAP TIME : 56.642		DIFFERENCE : 0.115		
LAP	SECTOR 1	SECTOR 2	LAP TIME	MPH	DIFF	TIME OF DAY
1 -		23.032	1:04.332	67.59	7.690	14:25:53.585
2 -	34.855	22.711	57.566	75.54	0.924	14:26:51.151
3 -	34.695	22.520	57.215	76.00	0.573	14:27:48.366
4 -	34.325	22.568	56.893	76.43	0.251	14:28:45.259
5 -	34.580	22.826	57.406	75.75	0.764	14:29:42.665
6 -	34.349	22.784	57.133	76.11	0.491	14:30:39.798
7 -	34.235	22.455	56.690 (2)	76.70	0.048	14:31:36.488
8 -	34.165	22.912	57.077	76.18	0.435	14:32:33.565
9 -	34.657	22.611	57.268	75.93	0.626	14:33:30.833
10 -	34.298	22.518	56.816 (3)	76.53	0.174	14:34:27.649
11 -	34.280	22.362	56.642 (1)	76.77		14:35:24.291

P17 112 R		Jamie NAGY		Suzuki SV650 - Steelmate		
IDEAL LAP TIME : 55.758		BEST LAP TIME : 56.325		DIFFERENCE : 0.567		
LAP	SECTOR 1	SECTOR 2	LAP TIME	MPH	DIFF	TIME OF DAY
1 -		22.993	1:06.220	65.66	9.895	14:25:55.473
2 -	34.872	23.055	57.927	75.07	1.602	14:26:53.400
3 -	34.108	22.872	56.980	76.31	0.655	14:27:50.380
4 -	34.605	22.794	57.399	75.76	1.074	14:28:47.779
5 -	34.275	23.092	57.367	75.80	1.042	14:29:45.146
6 -	33.934	22.512	56.446 (3)	77.04	0.121	14:30:41.592
7 -	33.942	22.394	56.336 (2)	77.19	0.011	14:31:37.928
8 -	33.364	23.093	56.457	77.02	0.132	14:32:34.385
9 -	34.429	22.947	57.376	75.79	1.051	14:33:31.761
10 -	34.216	22.483	56.699	76.69	0.374	14:34:28.460
11 -	33.717	22.608	56.325 (1)	77.20		14:35:24.785

P18 0		Luke STANLEY		Suzuki SV650 - Urban Race Tribe		
IDEAL LAP TIME : 56.091		BEST LAP TIME : 56.091		DIFFERENCE : 0.000		
LAP	SECTOR 1	SECTOR 2	LAP TIME	MPH	DIFF	TIME OF DAY
1 -		23.572	1:07.006	64.89	10.915	14:25:56.259
2 -	34.836	22.651	57.487	75.64	1.396	14:26:53.746
3 -	34.853	22.634	57.487	75.64	1.396	14:27:51.233
4 -	34.461	22.745	57.206	76.01	1.115	14:28:48.439
5 -	34.806	22.818	57.624	75.46	1.533	14:29:46.063
6 -	33.890	22.707	56.597 (3)	76.83	0.506	14:30:42.660
7 -	34.023	22.923	56.946	76.36	0.855	14:31:39.606
8 -	34.199	22.581	56.780	76.58	0.689	14:32:36.386
9 -	33.668	22.423	56.091 (1)	77.52		14:33:32.477
10 -	33.788	22.503	56.291 (2)	77.25	0.200	14:34:28.768
11 -	34.120	22.539	56.659	76.75	0.568	14:35:25.427

P19 44		Tony PARKER		Suzuki SV650 - Emerald Elevators/PriceLess Copiers		
IDEAL LAP TIME : 56.499		BEST LAP TIME : 56.657		DIFFERENCE : 0.158		
LAP	SECTOR 1	SECTOR 2	LAP TIME	MPH	DIFF	TIME OF DAY
1 -		23.580	1:07.240	64.67	10.583	14:25:56.493
2 -	35.292	22.834	58.126	74.81	1.469	14:26:54.619
3 -	34.678	22.435	57.113	76.14	0.456	14:27:51.732
4 -	34.376	22.447	56.823 (3)	76.52	0.166	14:28:48.555
5 -	35.305	22.813	58.118	74.82	1.461	14:29:46.673
6 -	34.216	22.619	56.835	76.51	0.178	14:30:43.508
7 -	34.520	22.394	56.914	76.40	0.257	14:31:40.422
8 -	34.263	22.870	57.133	76.11	0.476	14:32:37.555
9 -	34.464	22.770	57.234	75.97	0.577	14:33:34.789
10 -	34.300	22.423	56.723 (2)	76.66	0.066	14:34:31.512
11 -	34.105	22.552	56.657 (1)	76.75		14:35:28.169

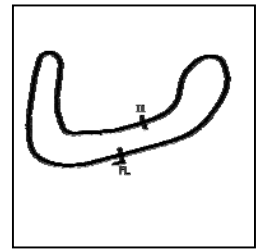
Weather / Track : Cloudy / Drying

Brands Hatch Indy
Circuit Length = 1.2079 miles
Start: 14:24 Flag 14:35 End: 14:36

BMCRC - MRO Championships 2019 - Rnd 9 @ Brands Hatch Indy

MRO Minitwins & BMCRC Rookie Minitwins

RACE 11 - SECTOR ANALYSIS



SECTOR 1 = FL to I1, SECTOR 2 = I1 to FL, DIFF = Difference To Personal Best Lap, P = Crossed Finish Line in Pit Lane, D = Time Disallowed

P20 51		Andrew DURANT		Suzuki SV650 -		
IDEAL LAP TIME : 56.502		BEST LAP TIME : 56.735		DIFFERENCE : 0.233		
LAP	SECTOR 1	SECTOR 2	LAP TIME	MPH	DIFF	TIME OF DAY
1 -		23.111	1:06.023	65.86	9.288	14:25:55.276
2 -	35.055	23.210	58.265	74.63	1.530	14:26:53.541
3 -	34.613	22.659	57.272	75.92	0.537	14:27:50.813
4 -	34.519	22.987	57.506	75.62	0.771	14:28:48.319
5 -	35.315	23.182	58.497	74.33	1.762	14:29:46.816
6 -	34.832	22.777	57.609	75.48	0.874	14:30:44.425
7 -	34.583	22.704	57.287	75.90	0.552	14:31:41.712
8 -	34.006	23.147	57.153	76.08	0.418	14:32:38.865
9 -	34.239	22.496	56.735 (1)	76.64		14:33:35.600
10 -	34.380	22.731	57.111 (3)	76.14	0.376	14:34:32.711
11 -	34.309	22.529	56.838 (2)	76.50	0.103	14:35:29.549

P21 159		Benn RIDGWELL		Suzuki SV650 - Ridgely Racing		
IDEAL LAP TIME : 56.630		BEST LAP TIME : 56.704		DIFFERENCE : 0.074		
LAP	SECTOR 1	SECTOR 2	LAP TIME	MPH	DIFF	TIME OF DAY
1 -		22.739	1:06.277	65.61	9.573	14:25:55.530
2 -	33.931	22.773	56.704 (1)	76.68		14:26:52.234
3 -	34.167	22.758	56.925 (2)	76.39	0.221	14:27:49.159
4 -	34.775	22.699	57.474	75.66	0.770	14:28:46.633
5 -	34.173	22.919	57.092 (3)	76.16	0.388	14:29:43.725
6 -	34.387	23.121	57.508	75.61	0.804	14:30:41.233
7 -	35.081	23.311	58.392	74.47	1.688	14:31:39.625
8 -	35.061	24.037	59.098	73.58	2.394	14:32:38.723
9 -	35.597	23.596	59.193	73.46	2.489	14:33:37.916
10 -	36.279	23.877	1:00.156	72.28	3.452	14:34:38.072
11 -	35.991	23.837	59.828	72.68	3.124	14:35:37.900

P22 43		Robert DAVIE		Suzuki SV650 -		
IDEAL LAP TIME : 57.529		BEST LAP TIME : 57.736		DIFFERENCE : 0.207		
LAP	SECTOR 1	SECTOR 2	LAP TIME	MPH	DIFF	TIME OF DAY
1 -		23.992	1:08.846	63.16	11.110	14:25:58.099
2 -	36.169	23.744	59.913	72.58	2.177	14:26:58.012
3 -	36.193	22.959	59.152	73.51	1.416	14:27:57.164
4 -	35.367	22.934	58.301	74.58	0.565	14:28:55.465
5 -	35.236	22.924	58.160	74.76	0.424	14:29:53.625
6 -	34.933	23.048	57.981	75.00	0.245	14:30:51.606
7 -	34.821	23.027	57.848 (2)	75.17	0.112	14:31:49.454
8 -	34.968	23.381	58.349	74.52	0.613	14:32:47.803
9 -	35.022	22.714	57.736 (1)	75.31		14:33:45.539
10 -	35.026	22.927	57.953	75.03	0.217	14:34:43.492
11 -	35.205	22.708	57.913 (3)	75.08	0.177	14:35:41.405

P23 50		Adam RIDGWELL		Suzuki SV650 - Face-Plant Jarvis Micro-Fibre Marc Fun-time Fr		
IDEAL LAP TIME : 59.305		BEST LAP TIME : 59.323		DIFFERENCE : 0.018		
LAP	SECTOR 1	SECTOR 2	LAP TIME	MPH	DIFF	TIME OF DAY
1 -		24.096	1:08.630	63.36	9.307	14:25:57.883
2 -	36.112	23.883	59.995	72.48	0.672	14:26:57.878
3 -	36.506	23.575	1:00.081	72.37	0.758	14:27:57.959
4 -	36.259	23.562	59.821	72.69	0.498	14:28:57.780
5 -	35.907	23.547	59.454 (2)	73.14	0.131	14:29:57.234
6 -	36.482	23.664	1:00.146	72.30	0.823	14:30:57.380
7 -	36.569	23.647	1:00.216	72.21	0.893	14:31:57.596
8 -	36.080	23.571	59.651	72.90	0.328	14:32:57.247
9 -	36.416	23.696	1:00.112	72.34	0.789	14:33:57.359
10 -	35.991	23.515	59.506 (3)	73.07	0.183	14:34:56.865
11 -	35.790	23.533	59.323 (1)	73.30		14:35:56.188

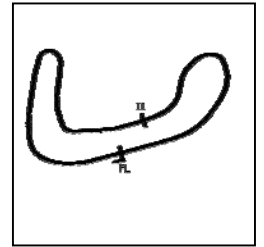
Weather / Track : Cloudy / Drying

Brands Hatch Indy
Circuit Length = 1.2079 miles
Start: 14:24 Flag 14:35 End: 14:36

BMCRC - MRO Championships 2019 - Rnd 9 @ Brands Hatch Indy

MRO Minitwins & BMCRC Rookie Minitwins

RACE 11 - SECTOR ANALYSIS



SECTOR 1 = FL to I1, SECTOR 2 = I1 to FL, DIFF = Difference To Personal Best Lap, P = Crossed Finish Line in Pit Lane, D = Time Disallowed

P24 60 R		Alan HENSBY		Suzuki SV650 -		
IDEAL LAP TIME : 58.896		BEST LAP TIME : 59.177		DIFFERENCE : 0.281		
LAP	SECTOR 1	SECTOR 2	LAP TIME	MPH	DIFF	TIME OF DAY
1 -		23.603	1:08.501	63.48	9.324	14:25:57.754
2 -	36.011	23.598	59.609	72.95	0.432	14:26:57.363
3 -	35.970	23.603	59.573	72.99	0.396	14:27:56.936
4 -	36.015	23.162	59.177 (1)	73.48		14:28:56.113
5 -	36.196	24.065	1:00.261	72.16	1.084	14:29:56.374
6 -	36.642	23.814	1:00.456	71.93	1.279	14:30:56.830
7 -	37.166	24.269	1:01.435	70.78	2.258	14:31:58.265
8 -	35.734	23.524	59.258 (2)	73.38	0.081	14:32:57.523
9 -	36.309	23.763	1:00.072	72.38	0.895	14:33:57.595
10 -	35.861	23.596	59.457 (3)	73.13	0.280	14:34:57.052
11 -	35.914	23.946	59.860	72.64	0.683	14:35:56.912

P25 144		Nick CRONIN		Suzuki SV650 - Kite Motorcycles		
IDEAL LAP TIME : 58.832		BEST LAP TIME : 59.118		DIFFERENCE : 0.286		
LAP	SECTOR 1	SECTOR 2	LAP TIME	MPH	DIFF	TIME OF DAY
1 -		24.002	1:09.529	62.54	10.411	14:25:58.782
2 -	36.199	23.643	59.842	72.66	0.724	14:26:58.624
3 -	36.265	23.707	59.972	72.51	0.854	14:27:58.596
4 -	35.906	23.977	59.883	72.61	0.765	14:28:58.479
5 -	35.769	23.765	59.534 (3)	73.04	0.416	14:29:58.013
6 -	35.973	23.832	59.805	72.71	0.687	14:30:57.818
7 -	36.590	24.169	1:00.759	71.57	1.641	14:31:58.577
8 -	36.679	23.665	1:00.344	72.06	1.226	14:32:58.921
9 -	36.569	23.335	59.904	72.59	0.786	14:33:58.825
10 -	35.497	23.623	59.120 (2)	73.55	0.002	14:34:57.945
11 -	35.528	23.590	59.118 (1)	73.55		14:35:57.063

P26 70 R		Vanessa GILLAM		Suzuki SV650 - No More Straps		
IDEAL LAP TIME : 1:00.933		BEST LAP TIME : 1:01.266		DIFFERENCE : 0.333		
LAP	SECTOR 1	SECTOR 2	LAP TIME	MPH	DIFF	TIME OF DAY
1 -		24.926	1:11.806	60.55	10.540	14:26:01.059
2 -	37.690	24.135	1:01.825	70.33	0.559	14:27:02.884
3 -	37.241	24.268	1:01.509 (2)	70.69	0.243	14:28:04.393
4 -	37.881	24.396	1:02.277	69.82	1.011	14:29:06.670
5 -	37.837	24.771	1:02.608	69.45	1.342	14:30:09.278
6 -	37.843	24.827	1:02.670	69.38	1.404	14:31:11.948
7 -	37.678	24.722	1:02.400	69.68	1.134	14:32:14.348
8 -	37.362	24.159	1:01.521 (3)	70.68	0.255	14:33:15.869
9 -	36.798	24.468	1:01.266 (1)	70.97		14:34:17.135
10 -	37.983	24.614	1:02.597	69.46	1.331	14:35:19.732
11 -	37.860	24.631	1:02.491	69.58	1.225	14:36:22.223

P27 20 R		Steve MALE		Suzuki SV650 - ATB Racing		
IDEAL LAP TIME : 1:04.659		BEST LAP TIME : 1:04.831		DIFFERENCE : 0.172		
LAP	SECTOR 1	SECTOR 2	LAP TIME	MPH	DIFF	TIME OF DAY
1 -		26.004	1:14.311	58.51	9.480	14:26:03.564
2 -	38.732	26.225	1:04.957 (2)	66.94	0.126	14:27:08.521
3 -	40.409	26.407	1:06.816	65.08	1.985	14:28:15.337
4 -	40.830	26.588	1:07.418	64.50	2.587	14:29:22.755
5 -	39.628	26.967	1:06.595	65.29	1.764	14:30:29.350
6 -	52.103	28.741	1:20.844	53.79	16.013	14:31:50.194
7 -	39.395	26.751	1:06.146	65.74	1.315	14:32:56.340
8 -	39.505	25.927	1:05.432 (3)	66.45	0.601	14:34:01.772
9 -	38.813	26.018	1:04.831 (1)	67.07		14:35:06.603
10 -	39.950	26.426	1:06.376	65.51	1.545	14:36:12.979

Weather / Track : Cloudy / Drying

Brands Hatch Indy
Circuit Length = 1.2079 miles
Start: 14:24 Flag 14:35 End: 14:36

BMCRC - MRO Championships 2019 - Rnd 9 @ Brands Hatch Indy

MRO Minitwins & BMCRC Rookie Minitwins

RACE 11 - BEST SECTORS

SECTOR 1			SECTOR 2			IDEAL / BEST COMPARISON						
POS	NO	NAME	TIME	NO	NAME	TIME	POS	NO	NAME	IDEAL	BEST	DIFF
1	184	TWYFORD	30.869	184	TWYFORD	20.594	1	184	TWYFORD	51.463	51.812	0.349
2	26	DAVIES	30.923	86	WITHERINGTON	20.775	2	26	DAVIES	51.707	51.841	0.134
3	17	DOWNES	31.321	26	DAVIES	20.784	3	86	WITHERINGTON	52.155	52.155	0.000
4	86	WITHERINGTON	31.380	232	WETHERELL	20.881	4	232	WETHERELL	52.432	52.558	0.126
5	232	WETHERELL	31.551	17	DOWNES	21.213	5	17	DOWNES	52.534	52.791	0.257
6	95	REYNOLDS	31.863	46	MORRIS	21.222	6	46	MORRIS	53.205	53.298	0.093
7	46	MORRIS	31.983	96	HARRIS	21.272	7	95	REYNOLDS	53.269	53.432	0.163
8	96	HARRIS	32.080	12	TAYLOR	21.280	8	96	HARRIS	53.352	53.504	0.152
9	12	TAYLOR	32.125	45	STEVENS	21.324	9	12	TAYLOR	53.405	53.485	0.080
10	45	STEVENS	32.151	95	REYNOLDS	21.406	10	45	STEVENS	53.475	53.699	0.224
11	137	CRAWT	32.413	137	CRAWT	21.504	11	137	CRAWT	53.917	53.917	0.000
12	81	MAY	32.468	81	MAY	21.553	12	81	MAY	54.021	54.085	0.064
13	84	BRANCO	32.683	84	BRANCO	21.693	13	84	BRANCO	54.376	54.558	0.182
14	112	NAGY	33.364	40	WILKINSON	22.315	14	112	NAGY	55.758	56.325	0.567
15	0	STANLEY	33.668	199	FROST	22.362	15	0	STANLEY	56.091	56.091	0.000
16	40	WILKINSON	33.854	112	NAGY	22.394	16	40	WILKINSON	56.169	56.169	0.000
17	126	LECHAUVE	33.901	44	PARKER	22.394	17	126	LECHAUVE	56.362	56.415	0.053
18	159	RIDGWELL	33.931	0	STANLEY	22.423	18	44	PARKER	56.499	56.657	0.158
19	51	DURANT	34.006	126	LECHAUVE	22.461	19	51	DURANT	56.502	56.735	0.233
20	44	PARKER	34.105	51	DURANT	22.496	20	199	FROST	56.527	56.642	0.115
21	199	FROST	34.165	159	RIDGWELL	22.699	21	159	RIDGWELL	56.630	56.704	0.074
22	43	DAVIE	34.821	43	DAVIE	22.708	22	43	DAVIE	57.529	57.736	0.207
23	144	CRONIN	35.497	60	HENSBY	23.162	23	144	CRONIN	58.832	59.118	0.286
24	60	HENSBY	35.734	144	CRONIN	23.335	24	60	HENSBY	58.896	59.177	0.281
25	50	RIDGWELL	35.790	50	RIDGWELL	23.515	25	50	RIDGWELL	59.305	59.323	0.018
26	70	GILLAM	36.798	70	GILLAM	24.135	26	70	GILLAM	1:00.933	1:01.266	0.333
27	20	MALE	38.732	20	MALE	25.927	27	20	MALE	1:04.659	1:04.831	0.172

Weather / Track : Cloudy / Drying

Results can be found at www.tsl-timing.com

Brands Hatch Indy
Circuit Length = 1.2079 miles
Start: 14:24 Flag 14:35 End: 14:36

Printed - 14:39 Sunday, 06 October 2019

BMCRC - MRO Championships 2019 - Rnd 9 @ Brands Hatch Indy

MRO Minitwins & BMCRC Rookie Minitwins

RACE 11 - STATISTICS

Competitors Started 27
Planned Start 2019-10-06 @ 13:35:00.000
Actual Start 2019-10-06 @ 14:24:49.252
Finish Time 2019-10-06 @ 14:35:21.956
Track Length 1.2079mi.
Total Laps 309
Total Distance Covered 373.2551mi.

Session Fastest Lap History

NO	CL	NAME	LAP TIME	TIME OF DAY	LAP	VEHICLE
26		Glynn DAVIES	52.324	14:26:38.544	2	Suzuki SV650
184		David TWYFORD	51.812	14:26:38.658	2	Suzuki SV650

Session Leader History

NO	CL	NAME	FROM LAP	LAPS LED	DISTANCE	VEHICLE
26		Glynn DAVIES	1	9	10.87 miles	Suzuki SV650
184		David TWYFORD	10	1	1.20 miles	Suzuki SV650
26		Glynn DAVIES	11	2	2.41 miles	Suzuki SV650

Flag History

TYPE	TIME OF DAY
GREEN	14:24:49.252
FINISH	14:35:21.956

Flag Statistics

TYPE	COUNT	TOTAL LAPS	TOTAL TIME
Green	1	12	11:42.517
Red	0	0	0.000
Safety Car	0	0	0.000
FCY	0	0	0.000

Weather / Track : Cloudy / Drying

These results are provisional until the conclusion of any judicial and technical matters.

Brands Hatch Indy

Circuit Length = 1.2079 miles

Start: 14:24 Flag 14:35 End: 14:36

Clerk Of Course :

Timekeeper :

BMCRC - MRO Championships 2019 - Rnd 9 @ Brands Hatch Indy

MRO Minitwins & BMCRC Rookie Minitwins

RACE 11 - STATISTICS

CLASS :

19 Starters

Fastest Lap History

NO	NAME	LAP TIME	TIME OF DAY	LAP	VEHICLE
26	Glynn DAVIES	52.324	14:26:38.544	2	Suzuki SV650
184	David TWYFORD	51.812	14:26:38.658	2	Suzuki SV650

Leader History

NO	NAME	FROM LAP	LAPS LED	DISTANCE	VEHICLE
26	Glynn DAVIES	1	12	14.49 miles	Suzuki SV650

Weather / Track : Cloudy / Drying

These results are provisional until the conclusion of any judicial and technical matters.

Brands Hatch Indy

Circuit Length = 1.2079 miles

Start: 14:24 Flag 14:35 End: 14:36

Clerk Of Course :

Timekeeper :

BMCRC - MRO Championships 2019 - Rnd 9 @ Brands Hatch Indy

MRO Minitwins & BMCRC Rookie Minitwins

RACE 11 - STATISTICS

CLASS : R

8 Starters

Fastest Lap History

NO	NAME	LAP TIME	TIME OF DAY	LAP	VEHICLE
17	Tommy DOWNES	52.791	14:26:40.501	2	Suzuki SV650
232	Matt WETHERELL	52.599	14:32:00.954	8	Suzuki SV650
232	Matt WETHERELL	52.558	14:33:46.857	10	Suzuki SV650

Leader History

NO	NAME	FROM LAP	LAPS LED	DISTANCE	VEHICLE
17	Tommy DOWNES	1	12	14.49 miles	Suzuki SV650

Weather / Track : Cloudy / Drying

These results are provisional until the conclusion of any judicial and technical matters.

Brands Hatch Indy

Circuit Length = 1.2079 miles

Start: 14:24 Flag 14:35 End: 14:36

Clerk Of Course :

Timekeeper :

BMCRC - MRO Championships 2019 - Rnd 9 @ Brands Hatch Indy



MRO Minitwins & BMCRC Rookie Minitwins

RACE 21 - GRID (12 Laps)

ROW 11	33	272	Christopher COWAN	32	78	Keith POVAH	31	74	Daniel SINGLETON
ROW 10	30	63	Steve SMULOVIC	29	28	Matthew LAWSON	28	13	Wil GREEN
ROW 9			1:04.831	27	20	Steve MALE	26	70	Vanessa GILLAM
							25	50	Adam RIDGWELL
			59.177	24	60	Alan HENSBY			
ROW 8				23	144	Nick CRONIN	22	43	Robert DAVIE
			59.118						57.736
ROW 7			56.735	21	51	Andrew DURANT	20	159	Benn RIDGWELL
							19	44	Tony PARKER
			56.642	18	199	Michael FROST			
ROW 6				17	126	Damien LECHAUVE	16	112	Jamie NAGY
			56.415						56.325
ROW 5			56.169	15	40	Simon WILKINSON	14	0	Luke STANLEY
							13	84	Ricardo BRANCO
			54.085	12	81	Malvern MAY			
ROW 4				11	137	Charlie CRAWT	10	45	Tom STEVENS
			53.917						53.699
ROW 3			53.504	9	96	Dan HARRIS	8	12	Russell TAYLOR
							7	95	John REYNOLDS
			53.298	6	46	Jeff MORRIS			
ROW 2				5	17	Tommy DOWNES	4	232	Matt WETHERELL
			52.791						52.558
ROW 1			52.155	3	86	Paul WITHERINGTON	2	26	Glynn DAVIES
							1	184	David TWYFORD
									Pole

Brands Hatch Indy
Circuit Length = 1.2079 miles

These results are provisional until the conclusion of any judicial and technical matters.

Clerk Of Course :	Steward :	Timekeeper :
-------------------	-----------	--------------

Results can be found at www.tsl-timing.com

Printed - 14:38 Sunday, 06 October 2019



BMCRC - MRO Championships 2019 - Rnd 9 @ Brands Hatch Indy



MRO Minitwins & BMCRC Rookie Minitwins

RACE 21 - CLASSIFICATION

POS	NO	CL	PIC NAME	ENTRY	LAPS	TIME	GAP	DIFF	MPH	BEST	ON
1	26		1 Glynn DAVIES	Suzuki SV650 -	12	10:31.536			82.62	51.525	6
2	184		2 David TWYFORD	Suzuki SV650 -	12	10:39.406	7.870	7.870	81.61	52.041	3
3	17	R	1 Tommy DOWNES	Suzuki SV650 - Ray Gnarley/ MoreMoto	12	10:44.906	13.370	5.500	80.91	52.714	9
4	232	R	2 Matt WETHERELL	Suzuki SV650 - MSG Racing/Lamonde.com/FWR T	12	10:46.959	15.423	2.053	80.65	52.932	9
5	96		3 Dan HARRIS	Suzuki SV650 - HP Racing	12	10:47.034	15.498	0.075	80.64	52.881	11
6	86		4 Paul WITHERINGTON	Suzuki SV650 - PJW Plumbers	12	10:47.231	15.695	0.197	80.62	52.681	9
7	95	R	3 John REYNOLDS	Suzuki SV650 - Fins Motorcycles	12	10:58.645	27.109	11.414	79.22	53.823	8
8	137		5 Charlie CRAWT	Suzuki SV650 - Pass Bike Motorcycle Training & Su	12	10:59.166	27.630	0.521	79.16	53.305	12
9	45		6 Tom STEVENS	Suzuki SV650 -	12	10:59.243	27.707	0.077	79.15	53.076	9
10	12		7 Russell TAYLOR	Suzuki SV650 -	12	11:00.230	28.694	0.987	79.03	53.799	9
11	81		8 Malvern MAY	Suzuki SV650 -	12	11:05.925	34.389	5.695	78.36	54.111	4
12	84		9 Ricardo BRANCO	Suzuki SV650 - IMP Racing	12	11:10.947	39.411	5.022	77.77	54.673	2
13	0		10 Luke STANLEY	Suzuki SV650 - Urban Race Tribe	11	10:32.340	1 Lap	1 Lap	75.64	56.326	11
14	199		11 Michael FROST	Suzuki SV650 -	11	10:32.469	1 Lap	0.129	75.63	55.790	11
15	126		12 Damien LECHAUVE	Suzuki SV650 -	11	10:37.330	1 Lap	4.861	75.05	56.608	8
16	40	R	4 Simon WILKINSON	Suzuki SV650 - S P Wilkinson Engineering Ltd	11	10:37.375	1 Lap	0.045	75.04	56.195	8
17	44		13 Tony PARKER	Suzuki SV650 - Emerald Elevators/PriceLess Copier	11	10:37.770	1 Lap	0.395	75.00	56.708	7
18	112	R	5 Jamie NAGY	Suzuki SV650 - Steelmate	11	10:40.462	1 Lap	2.692	74.68	56.785	9
19	159		14 Benn RIDGWELL	Suzuki SV650 - Ridgey Racing	11	10:46.749	1 Lap	6.287	73.96	57.342	2
20	51		15 Andrew DURANT	Suzuki SV650 -	11	10:46.979	1 Lap	0.230	73.93	57.166	7
21	43		16 Robert DAVIE	Suzuki SV650 -	11	10:52.148	1 Lap	5.169	73.34	57.856	10
22	50		17 Adam RIDGWELL	Suzuki SV650 - Face-Plant Jarvis Micro-Fibre Marc	11	11:14.594	1 Lap	22.446	70.90	59.226	11
23	60	R	6 Alan HENSBY	Suzuki SV650 -	11	11:17.999	1 Lap	3.405	70.55	1:00.425	8
24	144		18 Nick CRONIN	Suzuki SV650 - Kite Motorcycles	11	11:18.483	1 Lap	0.484	70.50	59.909	8
25	70	R	7 Vanessa GILLAM	Suzuki SV650 - No More Straps	10	10:52.693	2 Laps	1 Lap	66.62	1:03.450	7
26	20	R	8 Steve MALE	Suzuki SV650 - ATB Racing	10	11:15.627	2 Laps	22.934	64.36	1:05.499	8

FASTEST LAP

26			Glynn DAVIES	Suzuki SV650 -	6	51.525		84.39 mph	135.82 kph
17	R		Tommy DOWNES	Suzuki SV650 - Ray Gnarley/ MoreMoto	9	52.714		82.49 mph	132.76 kph

Class - 92.5% of Race Speed = 76.42 mph
 Class R - 92.5% of Race Speed = 74.84 mph

Brands Hatch Indy
 Circuit Length = 1.2079 miles
 Start: 17:17 Flag 17:28 End: 17:29

Weather / Track : Overcast / Dry
 These results are provisional until the conclusion of any judicial and technical matters.

Clerk Of Course :	Steward :	Timekeeper :
-------------------	-----------	--------------

Results can be found at www.tsl-timing.com

Printed - 17:30 Sunday, 06 October 2019



BMCRC - MRO Championships 2019 - Rnd 9 @ Brands Hatch Indy

MRO Minitwins & BMCRC Rookie Minitwins

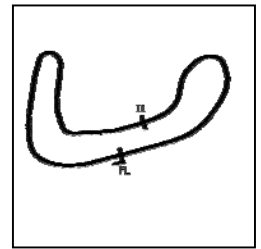
RACE 21 - LAP CHART

232	15.423	53.675
51	1 Lap	58.188
96	15.498	53.451
86	15.695	53.506
43	1 Lap	59.280
70	2 Laps	1:04.054
95	27.109	54.043
137	27.630	53.305
45	27.707	53.614
12	28.694	53.927
81	34.389	55.825
84	39.411	55.606
50	1 Lap	59.226
20	2 Laps	1:06.098
60	1 Lap	1:00.823
144	1 Lap	1:00.485

BMCRC - MRO Championships 2019 - Rnd 9 @ Brands Hatch Indy

MRO Minitwins & BMCRC Rookie Minitwins

RACE 21 - SECTOR ANALYSIS



SECTOR 1 = FL to I1, SECTOR 2 = I1 to FL, DIFF = Difference To Personal Best Lap, P = Crossed Finish Line in Pit Lane, D = Time Disallowed

P1 26		Glynn DAVIES		Suzuki SV650 -		
IDEAL LAP TIME : 51.525		BEST LAP TIME : 51.525		DIFFERENCE : 0.000		
LAP	SECTOR 1	SECTOR 2	LAP TIME	MPH	DIFF	TIME OF DAY
1 -		20.968	57.907	75.09	6.382	17:18:51.980
2 -	30.971	21.022	51.993	83.63	0.468	17:19:43.973
3 -	30.826	21.019	51.845	83.87	0.320	17:20:35.818
4 -	30.709	20.916	51.625 (2)	84.23	0.100	17:21:27.443
5 -	31.052	21.009	52.061	83.52	0.536	17:22:19.504
6 -	30.624	20.901	51.525 (1)	84.39		17:23:11.029
7 -	31.794	20.987	52.781	82.38	1.256	17:24:03.810
8 -	30.781	21.029	51.810 (3)	83.93	0.285	17:24:55.620
9 -	30.932	21.162	52.094	83.47	0.569	17:25:47.714
10 -	31.418	20.927	52.345	83.07	0.820	17:26:40.059
11 -	31.777	21.108	52.885	82.22	1.360	17:27:32.944
12 -	31.042	21.623	52.665	82.57	1.140	17:28:25.609

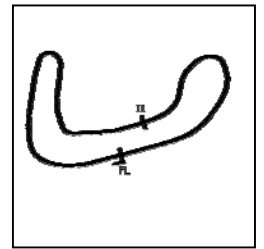
P2 184		David TWYFORD		Suzuki SV650 -		
IDEAL LAP TIME : 51.947		BEST LAP TIME : 52.041		DIFFERENCE : 0.094		
LAP	SECTOR 1	SECTOR 2	LAP TIME	MPH	DIFF	TIME OF DAY
1 -		20.906	58.333	74.54	6.292	17:18:52.406
2 -	31.257	20.987	52.244 (3)	83.23	0.203	17:19:44.650
3 -	31.041	21.000	52.041 (1)	83.56		17:20:36.691
4 -	31.311	20.910	52.221 (2)	83.27	0.180	17:21:28.912
5 -	31.416	20.963	52.379	83.02	0.338	17:22:21.291
6 -	31.152	21.157	52.309	83.13	0.268	17:23:13.600
7 -	31.764	22.337	54.101	80.37	2.060	17:24:07.701
8 -	31.414	21.256	52.670	82.56	0.629	17:25:00.371
9 -	31.249	21.122	52.371	83.03	0.330	17:25:52.742
10 -	31.979	21.270	53.249	81.66	1.208	17:26:45.991
11 -	32.178	21.985	54.163	80.28	2.122	17:27:40.154
12 -	31.466	21.859	53.325	81.54	1.284	17:28:33.479

P3 17 R		Tommy DOWNES		Suzuki SV650 - Ray Gnarley/ MoreMoto		
IDEAL LAP TIME : 52.542		BEST LAP TIME : 52.714		DIFFERENCE : 0.172		
LAP	SECTOR 1	SECTOR 2	LAP TIME	MPH	DIFF	TIME OF DAY
1 -		21.345	1:00.021	72.45	7.307	17:18:54.094
2 -	31.647	21.241	52.888	82.22	0.174	17:19:46.982
3 -	31.301	21.447	52.748 (2)	82.44	0.034	17:20:39.730
4 -	31.428	21.384	52.812 (3)	82.34	0.098	17:21:32.542
5 -	31.666	21.489	53.155	81.80	0.441	17:22:25.697
6 -	31.566	21.498	53.064	81.95	0.350	17:23:18.761
7 -	31.614	21.467	53.081	81.92	0.367	17:24:11.842
8 -	31.933	21.360	53.293	81.59	0.579	17:25:05.135
9 -	31.392	21.322	52.714 (1)	82.49		17:25:57.849
10 -	31.494	21.423	52.917	82.17	0.203	17:26:50.766
11 -	32.208	21.464	53.672	81.02	0.958	17:27:44.438
12 -	32.896	21.645	54.541	79.73	1.827	17:28:38.979

BMCRC - MRO Championships 2019 - Rnd 9 @ Brands Hatch Indy

MRO Minitwins & BMCRC Rookie Minitwins

RACE 21 - SECTOR ANALYSIS



SECTOR 1 = FL to I1, SECTOR 2 = I1 to FL, DIFF = Difference To Personal Best Lap, P = Crossed Finish Line in Pit Lane, D = Time Disallowed

P4 232 R		Matt WETHERELL		Suzuki SV650 - MSG Racing/Lamonde.com/FWR Tyres			
IDEAL LAP TIME : 52.889		BEST LAP TIME : 52.932		DIFFERENCE : 0.043			
LAP	SECTOR 1	SECTOR 2	LAP TIME	MPH	DIFF	TIME OF DAY	
1 -		21.265	59.407	73.20	6.475	17:18:53.480	
2 -	32.115	21.187	53.302	81.58	0.370	17:19:46.782	
3 -	31.875	21.389	53.264	81.64	0.332	17:20:40.046	
4 -	32.231	21.373	53.604	81.12	0.672	17:21:33.650	
5 -	32.019	21.675	53.694	80.98	0.762	17:22:27.344	
6 -	32.171	21.308	53.479	81.31	0.547	17:23:20.823	
7 -	31.780	21.206	52.986 (2)	82.07	0.054	17:24:13.809	
8 -	32.544	21.437	53.981	80.55	1.049	17:25:07.790	
9 -	31.823	21.109	52.932 (1)	82.15		17:26:00.722	
10 -	32.019	21.566	53.585	81.15	0.653	17:26:54.307	
11 -	31.913	21.137	53.050 (3)	81.97	0.118	17:27:47.357	
12 -	32.409	21.266	53.675	81.01	0.743	17:28:41.032	

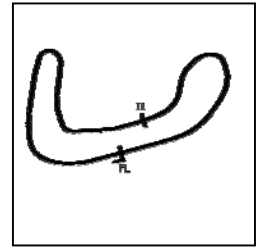
P5 96		Dan HARRIS		Suzuki SV650 - HP Racing			
IDEAL LAP TIME : 52.851		BEST LAP TIME : 52.881		DIFFERENCE : 0.030			
LAP	SECTOR 1	SECTOR 2	LAP TIME	MPH	DIFF	TIME OF DAY	
1 -		21.549	1:00.777	71.55	7.896	17:18:54.850	
2 -	31.887	21.281	53.168	81.78	0.287	17:19:48.018	
3 -	31.799	21.358	53.157	81.80	0.276	17:20:41.175	
4 -	32.045	21.301	53.346	81.51	0.465	17:21:34.521	
5 -	31.914	21.555	53.469	81.32	0.588	17:22:27.990	
6 -	32.181	21.196	53.377	81.46	0.496	17:23:21.367	
7 -	31.848	21.188	53.036 (3)	81.99	0.155	17:24:14.403	
8 -	32.433	21.762	54.195	80.23	1.314	17:25:08.598	
9 -	31.911	21.079	52.990 (2)	82.06	0.109	17:26:01.588	
10 -	31.822	21.365	53.187	81.76	0.306	17:26:54.775	
11 -	31.772	21.109	52.881 (1)	82.23		17:27:47.656	
12 -	32.304	21.147	53.451	81.35	0.570	17:28:41.107	

P6 86		Paul WITHERINGTON		Suzuki SV650 - PJW Plumbers			
IDEAL LAP TIME : 52.637		BEST LAP TIME : 52.681		DIFFERENCE : 0.044			
LAP	SECTOR 1	SECTOR 2	LAP TIME	MPH	DIFF	TIME OF DAY	
1 -		21.463	59.811	72.70	7.130	17:18:53.884	
2 -	32.323	21.109	53.432	81.38	0.751	17:19:47.316	
3 -	31.864	21.151	53.015	82.02	0.334	17:20:40.331	
4 -	32.071	21.345	53.416	81.41	0.735	17:21:33.747	
5 -	32.194	21.896	54.090	80.39	1.409	17:22:27.837	
6 -	32.004	21.269	53.273	81.62	0.592	17:23:21.110	
7 -	31.729	21.151	52.880 (3)	82.23	0.199	17:24:13.990	
8 -	32.743	21.712	54.455	79.85	1.774	17:25:08.445	
9 -	31.595	21.086	52.681 (1)	82.54		17:26:01.126	
10 -	31.829	21.990	53.819	80.80	1.138	17:26:54.945	
11 -	31.804	21.049	52.853 (2)	82.27	0.172	17:27:47.798	
12 -	32.464	21.042	53.506	81.27	0.825	17:28:41.304	

BMCRC - MRO Championships 2019 - Rnd 9 @ Brands Hatch Indy

MRO Minitwins & BMCRC Rookie Minitwins

RACE 21 - SECTOR ANALYSIS



SECTOR 1 = FL to I1, SECTOR 2 = I1 to FL, DIFF = Difference To Personal Best Lap, P = Crossed Finish Line in Pit Lane, D = Time Disallowed

P7 95 R		John REYNOLDS		Suzuki SV650 - Fins Motorcycles		
IDEAL LAP TIME : 53.823		BEST LAP TIME : 53.823		DIFFERENCE : 0.000		
LAP	SECTOR 1	SECTOR 2	LAP TIME	MPH	DIFF	TIME OF DAY
1 -		22.283	1:01.075	71.20	7.252	17:18:55.148
2 -	32.302	21.908	54.210	80.21	0.387	17:19:49.358
3 -	32.190	21.895	54.085	80.40	0.262	17:20:43.443
4 -	32.246	21.766	54.012 (2)	80.51	0.189	17:21:37.455
5 -	32.735	22.019	54.754	79.42	0.931	17:22:32.209
6 -	33.012	21.837	54.849	79.28	1.026	17:23:27.058
7 -	33.028	21.746	54.774	79.39	0.951	17:24:21.832
8 -	32.154	21.669	53.823 (1)	80.79		17:25:15.655
9 -	32.194	22.041	54.235	80.18	0.412	17:26:09.890
10 -	32.378	21.963	54.341	80.02	0.518	17:27:04.231
11 -	32.573	21.871	54.444	79.87	0.621	17:27:58.675
12 -	32.316	21.727	54.043 (3)	80.46	0.220	17:28:52.718

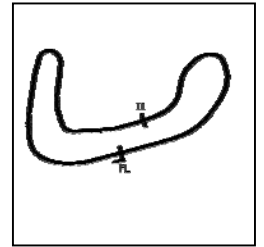
P8 137		Charlie CRAWT		Suzuki SV650 - Pass Bike Motorcycle Training & Sublime Desig		
IDEAL LAP TIME : 53.305		BEST LAP TIME : 53.305		DIFFERENCE : 0.000		
LAP	SECTOR 1	SECTOR 2	LAP TIME	MPH	DIFF	TIME OF DAY
1 -		21.767	1:01.553	70.64	8.248	17:18:55.626
2 -	33.111	21.714	54.825	79.31	1.520	17:19:50.451
3 -	32.678	21.642	54.320	80.05	1.015	17:20:44.771
4 -	33.262	21.810	55.072	78.96	1.767	17:21:39.843
5 -	32.525	21.866	54.391	79.95	1.086	17:22:34.234
6 -	32.082	21.633	53.715 (2)	80.95	0.410	17:23:27.949
7 -	32.674	21.710	54.384	79.96	1.079	17:24:22.333
8 -	32.628	21.559	54.187	80.25	0.882	17:25:16.520
9 -	32.587	21.514	54.101 (3)	80.37	0.796	17:26:10.621
10 -	33.185	21.793	54.978	79.09	1.673	17:27:05.599
11 -	32.348	21.987	54.335	80.03	1.030	17:27:59.934
12 -	31.802	21.503	53.305 (1)	81.57		17:28:53.239

P9 45		Tom STEVENS		Suzuki SV650 -		
IDEAL LAP TIME : 53.008		BEST LAP TIME : 53.076		DIFFERENCE : 0.068		
LAP	SECTOR 1	SECTOR 2	LAP TIME	MPH	DIFF	TIME OF DAY
1 -		22.222	1:02.883	69.15	9.807	17:18:56.956
2 -	32.798	21.289	54.087	80.40	1.011	17:19:51.043
3 -	32.233	21.704	53.937 (3)	80.62	0.861	17:20:44.980
4 -	33.174	21.980	55.154	78.84	2.078	17:21:40.134
5 -	32.546	21.592	54.138	80.32	1.062	17:22:34.272
6 -	33.503	21.778	55.281	78.66	2.205	17:23:29.553
7 -	32.564	21.733	54.297	80.08	1.221	17:24:23.850
8 -	32.639	21.320	53.959	80.59	0.883	17:25:17.809
9 -	31.967	21.109	53.076 (1)	81.93		17:26:10.885
10 -	32.956	21.597	54.553	79.71	1.477	17:27:05.438
11 -	32.179	22.085	54.264	80.13	1.188	17:27:59.702
12 -	31.899	21.715	53.614 (2)	81.10	0.538	17:28:53.316

BMCRC - MRO Championships 2019 - Rnd 9 @ Brands Hatch Indy

MRO Minitwins & BMCRC Rookie Minitwins

RACE 21 - SECTOR ANALYSIS



SECTOR 1 = FL to I1, SECTOR 2 = I1 to FL, DIFF = Difference To Personal Best Lap, P = Crossed Finish Line in Pit Lane, D = Time Disallowed

P10 12		Russell TAYLOR		Suzuki SV650 -		
IDEAL LAP TIME : 53.590		BEST LAP TIME : 53.799		DIFFERENCE : 0.209		
LAP	SECTOR 1	SECTOR 2	LAP TIME	MPH	DIFF	TIME OF DAY
1 -		21.771	1:01.291	70.95	7.492	17:18:55.364
2 -	32.913	21.694	54.607	79.63	0.808	17:19:49.971
3 -	32.779	21.969	54.748	79.42	0.949	17:20:44.719
4 -	33.111	22.105	55.216	78.75	1.417	17:21:39.935
5 -	32.960	21.771	54.731	79.45	0.932	17:22:34.666
6 -	33.224	21.943	55.167	78.82	1.368	17:23:29.833
7 -	32.608	22.062	54.670	79.54	0.871	17:24:24.503
8 -	32.462	21.521	53.983	80.55	0.184	17:25:18.486
9 -	32.192	21.607	53.799 (1)	80.83		17:26:12.285
10 -	32.196	21.728	53.924 (2)	80.64	0.125	17:27:06.209
11 -	32.069	22.098	54.167	80.28	0.368	17:28:00.376
12 -	32.174	21.753	53.927 (3)	80.63	0.128	17:28:54.303

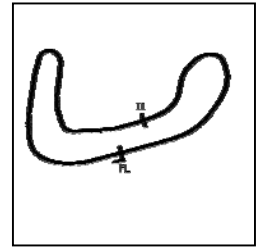
P11 81		Malvern MAY		Suzuki SV650 -		
IDEAL LAP TIME : 54.046		BEST LAP TIME : 54.111		DIFFERENCE : 0.065		
LAP	SECTOR 1	SECTOR 2	LAP TIME	MPH	DIFF	TIME OF DAY
1 -		22.343	1:03.315	68.68	9.204	17:18:57.388
2 -	32.894	21.499	54.393 (3)	79.94	0.282	17:19:51.781
3 -	32.861	21.617	54.478	79.82	0.367	17:20:46.259
4 -	32.587	21.524	54.111 (1)	80.36		17:21:40.370
5 -	33.026	21.531	54.557	79.70	0.446	17:22:34.927
6 -	32.802	22.171	54.973	79.10	0.862	17:23:29.900
7 -	33.311	21.819	55.130	78.87	1.019	17:24:25.030
8 -	32.659	21.787	54.446	79.87	0.335	17:25:19.476
9 -	32.547	21.740	54.287 (2)	80.10	0.176	17:26:13.763
10 -	33.123	22.642	55.765	77.98	1.654	17:27:09.528
11 -	32.687	21.958	54.645	79.57	0.534	17:28:04.173
12 -	33.058	22.767	55.825	77.89	1.714	17:28:59.988

P12 84		Ricardo BRANCO		Suzuki SV650 - IMP Racing		
IDEAL LAP TIME : 54.411		BEST LAP TIME : 54.673		DIFFERENCE : 0.262		
LAP	SECTOR 1	SECTOR 2	LAP TIME	MPH	DIFF	TIME OF DAY
1 -		22.725	1:03.376	68.61	8.703	17:18:57.449
2 -	33.137	21.536	54.673 (1)	79.53		17:19:52.122
3 -	32.875	21.947	54.822 (2)	79.32	0.149	17:20:46.944
4 -	33.414	22.097	55.511	78.33	0.838	17:21:42.455
5 -	33.239	22.047	55.286	78.65	0.613	17:22:37.741
6 -	33.086	22.086	55.172	78.81	0.499	17:23:32.913
7 -	33.414	22.487	55.901	77.79	1.228	17:24:28.814
8 -	33.206	22.059	55.265	78.68	0.592	17:25:24.079
9 -	33.237	21.922	55.159	78.83	0.486	17:26:19.238
10 -	33.045	21.912	54.957 (3)	79.12	0.284	17:27:14.195
11 -	33.153	22.066	55.219	78.75	0.546	17:28:09.414
12 -	33.388	22.218	55.606	78.20	0.933	17:29:05.020

BMCRC - MRO Championships 2019 - Rnd 9 @ Brands Hatch Indy

MRO Minitwins & BMCRC Rookie Minitwins

RACE 21 - SECTOR ANALYSIS



SECTOR 1 = FL to I1, SECTOR 2 = I1 to FL, DIFF = Difference To Personal Best Lap, P = Crossed Finish Line in Pit Lane, D = Time Disallowed

P13 0		Luke STANLEY		Suzuki SV650 - Urban Race Tribe		
IDEAL LAP TIME : 56.221		BEST LAP TIME : 56.326		DIFFERENCE : 0.105		
LAP	SECTOR 1	SECTOR 2	LAP TIME	MPH	DIFF	TIME OF DAY
1 -		22.853	1:04.683	67.22	8.357	17:18:58.756
2 -	34.344	22.653	56.997	76.29	0.671	17:19:55.753
3 -	34.177	22.648	56.825	76.52	0.499	17:20:52.578
4 -	34.202	22.645	56.847	76.49	0.521	17:21:49.425
5 -	34.172	22.786	56.958	76.34	0.632	17:22:46.383
6 -	34.270	22.700	56.970	76.33	0.644	17:23:43.353
7 -	33.998	22.865	56.863	76.47	0.537	17:24:40.216
8 -	34.024	22.608	56.632 (3)	76.78	0.306	17:25:36.848
9 -	34.332	22.455	56.787	76.57	0.461	17:26:33.635
10 -	33.822	22.630	56.452 (2)	77.03	0.126	17:27:30.087
11 -	33.766	22.560	56.326 (1)	77.20		17:28:26.413

P14 199		Michael FROST		Suzuki SV650 -		
IDEAL LAP TIME : 55.755		BEST LAP TIME : 55.790		DIFFERENCE : 0.035		
LAP	SECTOR 1	SECTOR 2	LAP TIME	MPH	DIFF	TIME OF DAY
1 -		22.757	1:05.428	66.46	9.638	17:18:59.501
2 -	34.395	22.280	56.675	76.72	0.885	17:19:56.176
3 -	34.712	22.365	57.077	76.18	1.287	17:20:53.253
4 -	34.253	22.360	56.613	76.81	0.823	17:21:49.866
5 -	34.231	22.428	56.659	76.75	0.869	17:22:46.525
6 -	34.322	22.655	56.977	76.32	1.187	17:23:43.502
7 -	34.349	22.977	57.326	75.85	1.536	17:24:40.828
8 -	33.710	22.479	56.189 (2)	77.39	0.399	17:25:37.017
9 -	35.106	22.375	57.481	75.65	1.691	17:26:34.498
10 -	33.909	22.345	56.254 (3)	77.30	0.464	17:27:30.752
11 -	33.745	22.045	55.790 (1)	77.94		17:28:26.542

P15 126		Damien LECHAUVE		Suzuki SV650 -		
IDEAL LAP TIME : 56.269		BEST LAP TIME : 56.608		DIFFERENCE : 0.339		
LAP	SECTOR 1	SECTOR 2	LAP TIME	MPH	DIFF	TIME OF DAY
1 -		23.239	1:06.320	65.57	9.712	17:19:00.393
2 -	34.602	22.931	57.533	75.58	0.925	17:19:57.926
3 -	34.390	22.847	57.237	75.97	0.629	17:20:55.163
4 -	34.348	22.987	57.335	75.84	0.727	17:21:52.498
5 -	34.150	23.075	57.225	75.99	0.617	17:22:49.723
6 -	34.456	23.189	57.645	75.43	1.037	17:23:47.368
7 -	34.223	22.510	56.733 (2)	76.65	0.125	17:24:44.101
8 -	33.759	22.849	56.608 (1)	76.81		17:25:40.709
9 -	33.993	22.866	56.859	76.48	0.251	17:26:37.568
10 -	34.209	22.575	56.784 (3)	76.58	0.176	17:27:34.352
11 -	34.204	22.847	57.051	76.22	0.443	17:28:31.403

P16 40 R		Simon WILKINSON		Suzuki SV650 - S P Wilkinson Engineering Ltd		
IDEAL LAP TIME : 56.195		BEST LAP TIME : 56.195		DIFFERENCE : 0.000		
LAP	SECTOR 1	SECTOR 2	LAP TIME	MPH	DIFF	TIME OF DAY
1 -		23.283	1:06.061	65.82	9.866	17:19:00.134
2 -	34.895	22.998	57.893	75.11	1.698	17:19:58.027
3 -	34.475	22.908	57.383	75.78	1.188	17:20:55.410
4 -	34.548	22.518	57.066	76.20	0.871	17:21:52.476
5 -	34.616	22.882	57.498	75.63	1.303	17:22:49.974
6 -	34.695	23.094	57.789	75.24	1.594	17:23:47.763
7 -	34.328	22.702	57.030	76.25	0.835	17:24:44.793
8 -	33.986	22.209	56.195 (1)	77.38		17:25:40.988
9 -	34.106	22.613	56.719 (2)	76.66	0.524	17:26:37.707
10 -	34.526	22.251	56.777 (3)	76.59	0.582	17:27:34.484
11 -	34.241	22.723	56.964	76.33	0.769	17:28:31.448

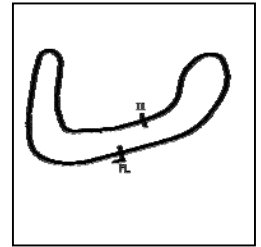
Weather / Track : Overcast / Dry

Brands Hatch Indy
Circuit Length = 1.2079 miles
Start: 17:17 Flag 17:28 End: 17:29

BMCRC - MRO Championships 2019 - Rnd 9 @ Brands Hatch Indy

MRO Minitwins & BMCRC Rookie Minitwins

RACE 21 - SECTOR ANALYSIS



SECTOR 1 = FL to I1, SECTOR 2 = I1 to FL, DIFF = Difference To Personal Best Lap, P = Crossed Finish Line in Pit Lane, D = Time Disallowed

P17 44		Tony PARKER		Suzuki SV650 - Emerald Elevators/PriceLess Copiers		
IDEAL LAP TIME : 56.416		BEST LAP TIME : 56.708		DIFFERENCE : 0.292		
LAP	SECTOR 1	SECTOR 2	LAP TIME	MPH	DIFF	TIME OF DAY
1 -		22.908	1:06.812	65.08	10.104	17:19:00.885
2 -	34.557	23.093	57.650	75.43	0.942	17:19:58.535
3 -	34.144	22.942	57.086	76.17	0.378	17:20:55.621
4 -	34.672	22.414	57.086	76.17	0.378	17:21:52.707
5 -	34.102	23.075	57.177	76.05	0.469	17:22:49.884
6 -	34.186	22.949	57.135	76.11	0.427	17:23:47.019
7 -	34.394	22.314	56.708 (1)	76.68		17:24:43.727
8 -	34.370	22.752	57.122	76.12	0.414	17:25:40.849
9 -	34.416	22.646	57.062 (3)	76.20	0.354	17:26:37.911
10 -	34.461	22.662	57.123	76.12	0.415	17:27:35.034
11 -	34.352	22.457	56.809 (2)	76.54	0.101	17:28:31.843

P18 112 R		Jamie NAGY		Suzuki SV650 - Steelmate		
IDEAL LAP TIME : 56.552		BEST LAP TIME : 56.785		DIFFERENCE : 0.233		
LAP	SECTOR 1	SECTOR 2	LAP TIME	MPH	DIFF	TIME OF DAY
1 -		23.385	1:06.707	65.18	9.922	17:19:00.780
2 -	34.457	23.235	57.692	75.37	0.907	17:19:58.472
3 -	34.558	22.900	57.458	75.68	0.673	17:20:55.930
4 -	34.516	22.938	57.454	75.68	0.669	17:21:53.384
5 -	33.963	23.119	57.082 (3)	76.18	0.297	17:22:50.466
6 -	34.007	23.351	57.358	75.81	0.573	17:23:47.824
7 -	34.242	22.682	56.924 (2)	76.39	0.139	17:24:44.748
8 -	34.218	22.909	57.127	76.12	0.342	17:25:41.875
9 -	33.997	22.788	56.785 (1)	76.58		17:26:38.660
10 -	35.165	22.589	57.754	75.29	0.969	17:27:36.414
11 -	34.877	23.244	58.121	74.81	1.336	17:28:34.535

P19 159		Benn RIDGWELL		Suzuki SV650 - Ridgey Racing		
IDEAL LAP TIME : 57.024		BEST LAP TIME : 57.342		DIFFERENCE : 0.318		
LAP	SECTOR 1	SECTOR 2	LAP TIME	MPH	DIFF	TIME OF DAY
1 -		22.981	1:07.394	64.52	10.052	17:19:01.467
2 -	34.157	23.185	57.342 (1)	75.83		17:19:58.809
3 -	34.698	23.046	57.744	75.30	0.402	17:20:56.553
4 -	34.546	22.867	57.413 (3)	75.74	0.071	17:21:53.966
5 -	34.428	22.978	57.406 (2)	75.75	0.064	17:22:51.372
6 -	34.572	23.072	57.644	75.43	0.302	17:23:49.016
7 -	34.543	22.971	57.514	75.60	0.172	17:24:46.530
8 -	36.010	23.369	59.379	73.23	2.037	17:25:45.909
9 -	35.096	23.391	58.487	74.35	1.145	17:26:44.396
10 -	34.772	23.191	57.963	75.02	0.621	17:27:42.359
11 -	35.214	23.249	58.463	74.38	1.121	17:28:40.822

P20 51		Andrew DURANT		Suzuki SV650 -		
IDEAL LAP TIME : 57.073		BEST LAP TIME : 57.166		DIFFERENCE : 0.093		
LAP	SECTOR 1	SECTOR 2	LAP TIME	MPH	DIFF	TIME OF DAY
1 -		23.347	1:08.096	63.85	10.930	17:19:02.169
2 -	34.279	22.889	57.168 (2)	76.06	0.002	17:19:59.337
3 -	34.478	22.974	57.452	75.69	0.286	17:20:56.789
4 -	34.675	23.120	57.795	75.24	0.629	17:21:54.584
5 -	34.184	23.068	57.252 (3)	75.95	0.086	17:22:51.836
6 -	34.372	23.422	57.794	75.24	0.628	17:23:49.630
7 -	34.227	22.939	57.166 (1)	76.06		17:24:46.796
8 -	37.112	23.154	1:00.266	72.15	3.100	17:25:47.062
9 -	34.348	23.344	57.692	75.37	0.526	17:26:44.754
10 -	35.027	23.083	58.110	74.83	0.944	17:27:42.864
11 -	34.883	23.305	58.188	74.73	1.022	17:28:41.052

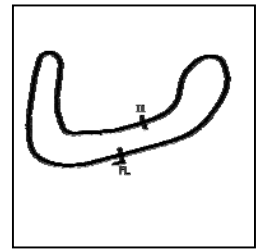
Weather / Track : Overcast / Dry

Brands Hatch Indy
Circuit Length = 1.2079 miles
Start: 17:17 Flag 17:28 End: 17:29

BMCRC - MRO Championships 2019 - Rnd 9 @ Brands Hatch Indy

MRO Minitwins & BMCRC Rookie Minitwins

RACE 21 - SECTOR ANALYSIS



SECTOR 1 = FL to I1, SECTOR 2 = I1 to FL, DIFF = Difference To Personal Best Lap, P = Crossed Finish Line in Pit Lane, D = Time Disallowed

P21 43		Robert DAVIE		Suzuki SV650 -		
IDEAL LAP TIME : 57.614		BEST LAP TIME : 57.856		DIFFERENCE : 0.242		
LAP	SECTOR 1	SECTOR 2	LAP TIME	MPH	DIFF	TIME OF DAY
1 -		23.218	1:08.663	63.33	10.807	17:19:02.736
2 -	35.366	23.022	58.388	74.47	0.532	17:20:01.124
3 -	35.484	23.037	58.521	74.30	0.665	17:20:59.645
4 -	35.249	22.958	58.207	74.70	0.351	17:21:57.852
5 -	35.461	22.844	58.305	74.58	0.449	17:22:56.157
6 -	35.322	22.802	58.124 (3)	74.81	0.268	17:23:54.281
7 -	35.119	22.809	57.928 (2)	75.06	0.072	17:24:52.209
8 -	35.363	22.856	58.219	74.69	0.363	17:25:50.428
9 -	35.767	22.890	58.657	74.13	0.801	17:26:49.085
10 -	35.361	22.495	57.856 (1)	75.16		17:27:46.941
11 -	35.552	23.728	59.280	73.35	1.424	17:28:46.221

P22 50		Adam RIDGWELL		Suzuki SV650 - Face-Plant Jarvis Micro-Fibre Marc Fun-time Fr		
IDEAL LAP TIME : 59.226		BEST LAP TIME : 59.226		DIFFERENCE : 0.000		
LAP	SECTOR 1	SECTOR 2	LAP TIME	MPH	DIFF	TIME OF DAY
1 -		24.463	1:10.037	62.09	10.811	17:19:04.110
2 -	37.108	24.365	1:01.473	70.74	2.247	17:20:05.583
3 -	37.353	23.787	1:01.140	71.12	1.914	17:21:06.723
4 -	36.915	23.846	1:00.761	71.56	1.535	17:22:07.484
5 -	36.775	23.819	1:00.594	71.76	1.368	17:23:08.078
6 -	37.780	23.736	1:01.516	70.69	2.290	17:24:09.594
7 -	37.200	23.490	1:00.690	71.65	1.464	17:25:10.284
8 -	36.308	23.531	59.839	72.67	0.613	17:26:10.123
9 -	36.129	23.544	59.673 (3)	72.87	0.447	17:27:09.796
10 -	36.164	23.481	59.645 (2)	72.90	0.419	17:28:09.441
11 -	35.818	23.408	59.226 (1)	73.42		17:29:08.667

P23 60 R		Alan HENSBY		Suzuki SV650 -		
IDEAL LAP TIME : 1:00.203		BEST LAP TIME : 1:00.425		DIFFERENCE : 0.222		
LAP	SECTOR 1	SECTOR 2	LAP TIME	MPH	DIFF	TIME OF DAY
1 -		23.644	1:09.696	62.39	9.271	17:19:03.769
2 -	36.733	23.753	1:00.486 (2)	71.89	0.061	17:20:04.255
3 -	36.757	23.851	1:00.608	71.74	0.183	17:21:04.863
4 -	37.027	24.068	1:01.095	71.17	0.670	17:22:05.958
5 -	37.237	24.062	1:01.299	70.94	0.874	17:23:07.257
6 -	37.562	23.749	1:01.311	70.92	0.886	17:24:08.568
7 -	36.918	23.737	1:00.655	71.69	0.230	17:25:09.223
8 -	36.617	23.808	1:00.425 (1)	71.96		17:26:09.648
9 -	37.503	23.586	1:01.089	71.18	0.664	17:27:10.737
10 -	36.740	23.772	1:00.512 (3)	71.86	0.087	17:28:11.249
11 -	37.126	23.697	1:00.823	71.49	0.398	17:29:12.072

P24 144		Nick CRONIN		Suzuki SV650 - Kite Motorcycles		
IDEAL LAP TIME : 59.568		BEST LAP TIME : 59.909		DIFFERENCE : 0.341		
LAP	SECTOR 1	SECTOR 2	LAP TIME	MPH	DIFF	TIME OF DAY
1 -		23.844	1:10.427	61.74	10.518	17:19:04.500
2 -	36.679	24.049	1:00.728	71.60	0.819	17:20:05.228
3 -	36.549	23.676	1:00.225 (3)	72.20	0.316	17:21:05.453
4 -	36.790	24.007	1:00.797	71.52	0.888	17:22:06.250
5 -	37.119	24.173	1:01.292	70.94	1.383	17:23:07.542
6 -	37.491	23.887	1:01.378	70.84	1.469	17:24:08.920
7 -	38.341	23.901	1:02.242	69.86	2.333	17:25:11.162
8 -	36.026	23.883	59.909 (1)	72.58		17:26:11.071
9 -	36.567	23.542	1:00.109 (2)	72.34	0.200	17:27:11.180
10 -	36.985	23.906	1:00.891	71.41	0.982	17:28:12.071
11 -	36.811	23.674	1:00.485	71.89	0.576	17:29:12.556

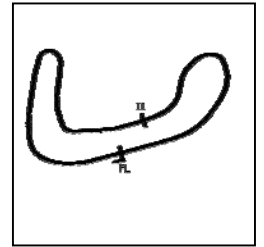
Weather / Track : Overcast / Dry

Brands Hatch Indy
Circuit Length = 1.2079 miles
Start: 17:17 Flag 17:28 End: 17:29

BMCRC - MRO Championships 2019 - Rnd 9 @ Brands Hatch Indy

MRO Minitwins & BMCRC Rookie Minitwins

RACE 21 - SECTOR ANALYSIS



SECTOR 1 = FL to I1, SECTOR 2 = I1 to FL, DIFF = Difference To Personal Best Lap, P = Crossed Finish Line in Pit Lane, D = Time Disallowed

P25 70 R		Vanessa GILLAM		Suzuki SV650 - No More Straps		
IDEAL LAP TIME : 1:03.419		BEST LAP TIME : 1:03.450		DIFFERENCE : 0.031		
LAP	SECTOR 1	SECTOR 2	LAP TIME	MPH	DIFF	TIME OF DAY
1 -		24.882	1:14.422	58.43	10.972	17:19:08.495
2 -	38.557	24.995	1:03.552 (2)	68.42	0.102	17:20:12.047
3 -	39.344	25.515	1:04.859	67.04	1.409	17:21:16.906
4 -	39.349	24.892	1:04.241	67.69	0.791	17:22:21.147
5 -	39.104	25.176	1:04.280	67.65	0.830	17:23:25.427
6 -	39.374	25.430	1:04.804	67.10	1.354	17:24:30.231
7 -	38.588	24.862	1:03.450 (1)	68.53		17:25:33.681
8 -	38.935	25.363	1:04.298	67.63	0.848	17:26:37.979
9 -	39.398	25.335	1:04.733	67.17	1.283	17:27:42.712
10 -	38.718	25.336	1:04.054 (3)	67.88	0.604	17:28:46.766

P26 20 R		Steve MALE		Suzuki SV650 - ATB Racing		
IDEAL LAP TIME : 1:04.589		BEST LAP TIME : 1:05.499		DIFFERENCE : 0.910		
LAP	SECTOR 1	SECTOR 2	LAP TIME	MPH	DIFF	TIME OF DAY
1 -		26.604	1:16.364	56.94	10.865	17:19:10.437
2 -	39.294	26.261	1:05.555 (2)	66.33	0.056	17:20:15.992
3 -	41.091	26.776	1:07.867	64.07	2.368	17:21:23.859
4 -	40.871	26.147	1:07.018	64.88	1.519	17:22:30.877
5 -	40.170	26.466	1:06.636	65.25	1.137	17:23:37.513
6 -	39.982	26.372	1:06.354	65.53	0.855	17:24:43.867
7 -	40.703	26.491	1:07.194	64.71	1.695	17:25:51.061
8 -	38.666	26.833	1:05.499 (1)	66.39		17:26:56.560
9 -	40.402	26.640	1:07.042	64.86	1.543	17:28:03.602
10 -	40.175	25.923	1:06.098 (3)	65.79	0.599	17:29:09.700

BMCRC - MRO Championships 2019 - Rnd 9 @ Brands Hatch Indy

MRO Minitwins & BMCRC Rookie Minitwins

RACE 21 - BEST SECTORS

SECTOR 1			SECTOR 2			IDEAL / BEST COMPARISON						
POS	NO	NAME	TIME	NO	NAME	TIME	POS	NO	NAME	IDEAL	BEST	DIFF
									PERFECT LAP	51.525		
1	26	DAVIES	30.624	26	DAVIES	20.901	1	26	DAVIES	51.525	51.525	0.000
2	184	TWYFORD	31.041	184	TWYFORD	20.906	2	184	TWYFORD	51.947	52.041	0.094
3	17	DOWNES	31.301	86	WITHERINGTON	21.042	3	17	DOWNES	52.542	52.714	0.172
4	86	WITHERINGTON	31.595	96	HARRIS	21.079	4	86	WITHERINGTON	52.637	52.681	0.044
5	96	HARRIS	31.772	232	WETHERELL	21.109	5	96	HARRIS	52.851	52.881	0.030
6	232	WETHERELL	31.780	45	STEVENS	21.109	6	232	WETHERELL	52.889	52.932	0.043
7	137	CRAWT	31.802	17	DOWNES	21.241	7	45	STEVENS	53.008	53.076	0.068
8	45	STEVENS	31.899	81	MAY	21.499	8	137	CRAWT	53.305	53.305	0.000
9	12	TAYLOR	32.069	137	CRAWT	21.503	9	12	TAYLOR	53.590	53.799	0.209
10	95	REYNOLDS	32.154	12	TAYLOR	21.521	10	95	REYNOLDS	53.823	53.823	0.000
11	81	MAY	32.547	84	BRANCO	21.536	11	81	MAY	54.046	54.111	0.065
12	84	BRANCO	32.875	95	REYNOLDS	21.669	12	84	BRANCO	54.411	54.673	0.262
13	199	FROST	33.710	199	FROST	22.045	13	199	FROST	55.755	55.790	0.035
14	126	LECHAUVE	33.759	40	WILKINSON	22.209	14	40	WILKINSON	56.195	56.195	0.000
15	0	STANLEY	33.766	44	PARKER	22.314	15	0	STANLEY	56.221	56.326	0.105
16	112	NAGY	33.963	0	STANLEY	22.455	16	126	LECHAUVE	56.269	56.608	0.339
17	40	WILKINSON	33.986	43	DAVIE	22.495	17	44	PARKER	56.416	56.708	0.292
18	44	PARKER	34.102	126	LECHAUVE	22.510	18	112	NAGY	56.552	56.785	0.233
19	159	RIDGWELL	34.157	112	NAGY	22.589	19	159	RIDGWELL	57.024	57.342	0.318
20	51	DURANT	34.184	159	RIDGWELL	22.867	20	51	DURANT	57.073	57.166	0.093
21	43	DAVIE	35.119	51	DURANT	22.889	21	43	DAVIE	57.614	57.856	0.242
22	50	RIDGWELL	35.818	50	RIDGWELL	23.408	22	50	RIDGWELL	59.226	59.226	0.000
23	144	CRONIN	36.026	144	CRONIN	23.542	23	144	CRONIN	59.568	59.909	0.341
24	60	HENSBY	36.617	60	HENSBY	23.586	24	60	HENSBY	1:00.203	1:00.425	0.222
25	70	GILLAM	38.557	70	GILLAM	24.862	25	70	GILLAM	1:03.419	1:03.450	0.031
26	20	MALE	38.666	20	MALE	25.923	26	20	MALE	1:04.589	1:05.499	0.910

Weather / Track : Overcast / Dry

Results can be found at www.tsl-timing.com

Brands Hatch Indy
Circuit Length = 1.2079 miles
Start: 17:17 Flag 17:28 End: 17:29

Printed - 17:31 Sunday, 06 October 2019

BMCRC - MRO Championships 2019 - Rnd 9 @ Brands Hatch Indy

MRO Minitwins & BMCRC Rookie Minitwins

RACE 21 - STATISTICS

Competitors Started 26
Planned Start 2019-10-06 @ 16:55:00.000
Actual Start 2019-10-06 @ 17:17:54.073
Finish Time 2019-10-06 @ 17:28:25.608
Track Length 1.2079mi.
Total Laps 296
Total Distance Covered 357.5518mi.

Session Fastest Lap History

NO	CL	NAME	LAP TIME	TIME OF DAY	LAP	VEHICLE
26		Glynn DAVIES	51.993	17:19:43.990	2	Suzuki SV650
26		Glynn DAVIES	51.845	17:20:35.835	3	Suzuki SV650
26		Glynn DAVIES	51.625	17:21:27.460	4	Suzuki SV650
26		Glynn DAVIES	51.525	17:23:11.046	6	Suzuki SV650

Session Leader History

NO	CL	NAME	FROM LAP	LAPS LED	DISTANCE	VEHICLE
26		Glynn DAVIES	1	12	14.49 miles	Suzuki SV650

Flag History

TYPE	TIME OF DAY
GREEN	17:17:54.073
FINISH	17:28:25.608

Flag Statistics

TYPE	COUNT	TOTAL LAPS	TOTAL TIME
Green	1	12	11:23.568
Red	0	0	0.000
Safety Car	0	0	0.000
FCY	0	0	0.000

Weather / Track : Overcast / Dry

These results are provisional until the conclusion of any judicial and technical matters.

Brands Hatch Indy
Circuit Length = 1.2079 miles
Start: 17:17 Flag 17:28 End: 17:29

Clerk Of Course :		Timekeeper :
-------------------	--	--------------

BMCRC - MRO Championships 2019 - Rnd 9 @ Brands Hatch Indy

MRO Minitwins & BMCRC Rookie Minitwins

RACE 21 - STATISTICS

CLASS :

18 Starters

Fastest Lap History

NO	NAME	LAP TIME	TIME OF DAY	LAP	VEHICLE
26	Glynn DAVIES	51.993	17:19:43.990	2	Suzuki SV650
26	Glynn DAVIES	51.845	17:20:35.835	3	Suzuki SV650
26	Glynn DAVIES	51.625	17:21:27.460	4	Suzuki SV650
26	Glynn DAVIES	51.525	17:23:11.046	6	Suzuki SV650

Leader History

NO	NAME	FROM LAP	LAPS LED	DISTANCE	VEHICLE
26	Glynn DAVIES	1	12	14.49 miles	Suzuki SV650

Weather / Track : Overcast / Dry

These results are provisional until the conclusion of any judicial and technical matters.

Brands Hatch Indy

Circuit Length = 1.2079 miles

Start: 17:17 Flag 17:28 End: 17:29

Clerk Of Course :

Timekeeper :

BMCRC - MRO Championships 2019 - Rnd 9 @ Brands Hatch Indy

MRO Minitwins & BMCRC Rookie Minitwins

RACE 21 - STATISTICS

CLASS : R

8 Starters

Fastest Lap History

NO	NAME	LAP TIME	TIME OF DAY	LAP	VEHICLE
232	Matt WETHERELL	53.302	17:19:46.804	2	Suzuki SV650
17	Tommy DOWNES	52.888	17:19:46.999	2	Suzuki SV650
17	Tommy DOWNES	52.748	17:20:39.747	3	Suzuki SV650
17	Tommy DOWNES	52.714	17:25:57.867	9	Suzuki SV650

Leader History

NO	NAME	FROM LAP	LAPS LED	DISTANCE	VEHICLE
232	Matt WETHERELL	1	2	2.41 miles	Suzuki SV650
17	Tommy DOWNES	3	10	12.07 miles	Suzuki SV650

Weather / Track : Overcast / Dry

These results are provisional until the conclusion of any judicial and technical matters.

Brands Hatch Indy

Circuit Length = 1.2079 miles

Start: 17:17 Flag 17:28 End: 17:29

Clerk Of Course :

Timekeeper :

BMCRC-MRO Championships 2019



ACU TEAM GREEN JUNIOR CUP & SENIOR NINJA SERIES

Brands Hatch Indy Circuit

5th / 6th October 2019



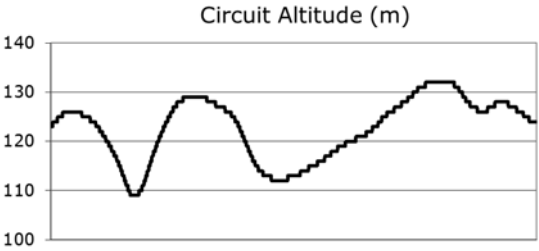
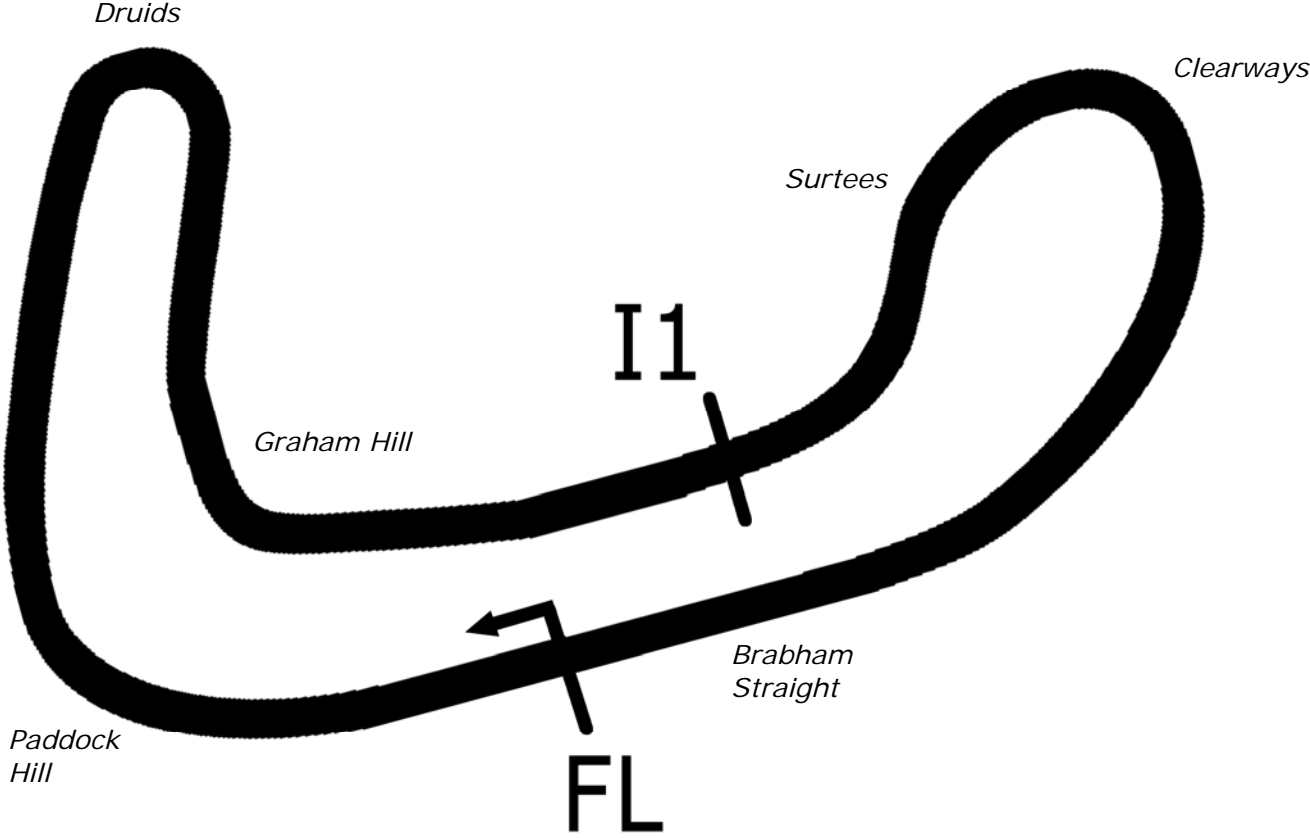
Results Provided by Timing Solutions Ltd
www.tsl-timing.com

Brands Hatch Indy



SPORTS TIMING

TIMING SOLUTIONS LTD



Length	1.2079 miles	1944.0 m	
FL		51.36032 N	0.26032 E
I1	1112m	51.35934 N	0.25955 E
Pit Entry	1669m	51.35911 N	0.25743 E
Pit Exit	26m after FL	51.36027 N	0.26078 E
Pit Entry–Pit Exit 277m, 16.6s @60kph, 12.4s @80kph			

BMCRC - MRO Championships 2019 - Rnd 9 @ Brands Hatch Indy

ACU Team Green Junior & Senior 300

QUALIFYING - CLASSIFICATION



POS	NO	CL	PIC NAME	ENTRY	TIME	ON	LAPS	GAP	DIFF	MPH
1	46	J	1 Ash BARNES	Kawasaki NINJA 300 - BARNEYRACING	54.943	10	13			79.14
2	44	J	2 Elliot DUFTON	Kawasaki NINJA 300 - Dad/Held/Torfx	55.616	10	13	0.673	0.673	78.18
3	3	J	3 Lewis JONES	Kawasaki NINJA 300 - 151 s	55.967	6	13	1.024	0.351	77.69
4	171	J	4 Cameron BROWN	Kawasaki NINJA 300 -	56.136	13	13	1.193	0.169	77.46
5	6	S	1 Martin COOPER	Kawasaki NINJA 300 -	56.443	8	8	1.500	0.307	77.04
6	808	J	5 Mason JOHNSON	Kawasaki NINJA 300 - D&D Racing	56.555	6	13	1.612	0.112	76.89
7	68	J	6 Lucca ALLEN	Kawasaki NINJA 300 - Mark Allen Autosmart	58.158	10	13	3.215	1.603	74.77
8	24	S	2 Darren STOLTON	Kawasaki NINJA 300 -	58.610	11	12	3.667	0.452	74.19
9	14	S	3 Tony DAVIES	Kawasaki NINJA 300 - 3D Racing	58.779	12	12	3.836	0.169	73.98
10	43	S	4 Colin HALL	Kawasaki NINJA 300 - simply saab	59.029	5	12	4.086	0.250	73.66
11	77	J	7 Joe WHITE	Kawasaki NINJA 300 - Just In Graphics / MZ Contracts	59.064	5	12	4.121	0.035	73.62
12	38	S	5 Bob COUCHMAN	Kawasaki NINJA 300 - Pinky Janey	59.265	9	9	4.322	0.201	73.37
13	17	J	8 Charlotte MARCUZZO	Kawasaki NINJA 300 -	59.538	12	12	4.595	0.273	73.03
14	16	J	9 Harry COOPER	Kawasaki NINJA 300 -	59.570	5	12	4.627	0.032	72.99
15	65	S	6 Konrad BREESE	Kawasaki NINJA 300 - STIHL Racing	59.660	7	12	4.717	0.090	72.88
16	48	S	7 Kevin SABBARTON	Kawasaki NINJA 300 - Karen Castle Opticians	1:00.371	12	12	5.428	0.711	72.03
17	617	S	8 Tom SPALDING	Kawasaki NINJA 300 - Decky Contracts Ltd	1:00.617	3	5	5.674	0.246	71.73
18	74	J	10 Finn SMART-WEEDEN	Kawasaki NINJA 300 - Mum and Dad	1:01.214	10	10	6.271	0.597	71.03
19	99	S	9 Scot CHRISTIE	Kawasaki NINJA 300 -	1:03.619	10	11	8.676	2.405	68.35
20	50	J	11 Fred MCMULLAN	Kawasaki NINJA 300 -	1:04.488	10	11	9.545	0.869	67.43
21	32	S	10 John MACKNESS	Kawasaki NINJA 300 - Salisbury Cleaners	1:04.801	7	11	9.858	0.313	67.10
22	707	J	12 Sam SPALDING	Kawasaki NINJA 250SP - Decky Contracts Ltd	1:05.186	10	11	10.243	0.385	66.71
23	27	S	11 Andrew BUTTERS	Kawasaki NINJA 300 -	1:05.753	11	11	10.810	0.567	66.13
24	71	S	12 Karie HENLY	Kawasaki NINJA 300 - Thomas Racing	1:06.527	11	11	11.584	0.774	65.36

Weather / Track : Cloudy / Dry

These results are provisional until the conclusion of any judicial and technical matters.

Brands Hatch Indy

Circuit Length = 1.2079 miles

Start: 09:53 Flag 10:05 End: 10:06

Clerk Of Course :	Steward :	Timekeeper :
-------------------	-----------	--------------

Results can be found at www.tsl-timing.com

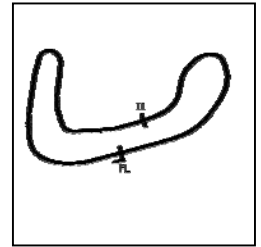
Printed - 10:07 Saturday, 05 October 2019



BMCRC - MRO Championships 2019 - Rnd 9 @ Brands Hatch Indy

ACU Team Green Junior & Senior 300

QUALIFYING - SECTOR ANALYSIS



SECTOR 1 = FL to I1, SECTOR 2 = I1 to FL, DIFF = Difference To Personal Best Lap, P = Crossed Finish Line in Pit Lane, D = Time Disallowed

P1 46 J Ash BARNES		Kawasaki NINJA 300 - BARNEYRACING				
IDEAL LAP TIME : 54.943		BEST LAP TIME : 54.943		DIFFERENCE : 0.000		
LAP	SECTOR 1	SECTOR 2	LAP TIME	MPH	DIFF	TIME OF DAY
1 -	37.278	25.139	1:02.417	69.67	7.474	09:55:10.727
2 -	35.624	23.038	58.662	74.12	3.719	09:56:09.389
3 -	33.533	22.794	56.327	77.20	1.384	09:57:05.716
4 -	34.280	22.826	57.106	76.14	2.163	09:58:02.822
5 -	33.894	22.409	56.303	77.23	1.360	09:58:59.125
6 -	33.100	22.278	55.378	78.52	0.435	09:59:54.503
7 -	32.972	22.746	55.718	78.04	0.775	10:00:50.221
8 -	33.725	22.468	56.193	77.38	1.250	10:01:46.414
9 -	32.811	22.334	55.145 (2)	78.85	0.202	10:02:41.559
10 -	32.707	22.236	54.943 (1)	79.14		10:03:36.502
11 -	33.007	22.949	55.956	77.71	1.013	10:04:32.458
12 -	32.885	22.447	55.332 (3)	78.59	0.389	10:05:27.790
13 -	32.934	23.296	56.230	77.33	1.287	10:06:24.020

P2 44 J Elliot DUFTON		Kawasaki NINJA 300 - Dad/Held/Torfx				
IDEAL LAP TIME : 55.616		BEST LAP TIME : 55.616		DIFFERENCE : 0.000		
LAP	SECTOR 1	SECTOR 2	LAP TIME	MPH	DIFF	TIME OF DAY
1 -	35.554	23.500	59.054	73.63	3.438	09:54:39.634
2 -	34.561	23.163	57.724	75.33	2.108	09:55:37.358
3 -	33.984	22.860	56.844	76.50	1.228	09:56:34.202
4 -	33.693	22.765	56.458 (3)	77.02	0.842	09:57:30.660
5 -	35.137	23.040	58.177	74.74	2.561	09:58:28.837
6 -	34.237	23.297	57.534	75.58	1.918	09:59:26.371
7 -	33.628	22.861	56.489	76.98	0.873	10:00:22.860
8 -	33.755	22.801	56.556	76.89	0.940	10:01:19.416
9 -	33.286	22.558	55.844 (2)	77.87	0.228	10:02:15.260
10 -	33.118	22.498	55.616 (1)	78.18		10:03:10.876
11 -	33.987	22.688	56.675	76.72	1.059	10:04:07.551
12 -	33.545	22.919	56.464	77.01	0.848	10:05:04.015
13 -	33.835	23.196	57.031	76.24	1.415	10:06:01.046

P3 3 J Lewis JONES		Kawasaki NINJA 300 - 151 s				
IDEAL LAP TIME : 55.809		BEST LAP TIME : 55.967		DIFFERENCE : 0.158		
LAP	SECTOR 1	SECTOR 2	LAP TIME	MPH	DIFF	TIME OF DAY
1 -	34.555	23.128	57.683	75.38	1.716	09:54:38.135
2 -	33.764	22.800	56.564	76.87	0.597	09:55:34.699
3 -	33.721	22.662	56.383	77.12	0.416	09:56:31.082
4 -	33.590	22.961	56.551	76.89	0.584	09:57:27.633
5 -	33.883	22.902	56.785	76.58	0.818	09:58:24.418
6 -	33.321	22.646	55.967 (1)	77.69		09:59:20.385
7 -	33.481	22.650	56.131	77.47	0.164	10:00:16.516
8 -	33.377	22.660	56.037 (3)	77.60	0.070	10:01:12.553
9 -	33.405	22.573	55.978 (2)	77.68	0.011	10:02:08.531
10 -	33.290	23.145	56.435	77.05	0.468	10:03:04.966
11 -	33.236	23.544	56.780	76.58	0.813	10:04:01.746
12 -	33.645	22.838	56.483	76.98	0.516	10:04:58.229
13 -	33.920	22.584	56.504	76.96	0.537	10:05:54.733

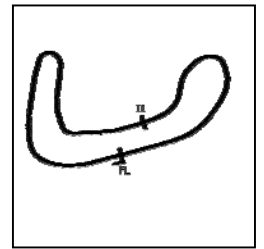
Weather / Track : Cloudy / Dry

Brands Hatch Indy
Circuit Length = 1.2079 miles
Start: 09:53 Flag 10:05 End: 10:06

BMCRC - MRO Championships 2019 - Rnd 9 @ Brands Hatch Indy

ACU Team Green Junior & Senior 300

QUALIFYING - SECTOR ANALYSIS



SECTOR 1 = FL to I1, SECTOR 2 = I1 to FL, DIFF = Difference To Personal Best Lap, P = Crossed Finish Line in Pit Lane, D = Time Disallowed

P4 171 J		Cameron BROWN		Kawasaki NINJA 300 -			
IDEAL LAP TIME : 56.136		BEST LAP TIME : 56.136		DIFFERENCE : 0.000			
LAP	SECTOR 1	SECTOR 2	LAP TIME	MPH	DIFF	TIME OF DAY	
1 -	36.063	23.670	59.733	72.80	3.597	09:54:46.230	
2 -	35.143	23.215	58.358	74.51	2.222	09:55:44.588	
3 -	34.501	23.085	57.586	75.51	1.450	09:56:42.174	
4 -	34.455	23.046	57.501	75.62	1.365	09:57:39.675	
5 -	34.138	22.988	57.126	76.12	0.990	09:58:36.801	
6 -	36.204	22.787	58.991	73.71	2.855	09:59:35.792	
7 -	36.263	23.071	59.334	73.29	3.198	10:00:35.126	
8 -	34.597	22.921	57.518	75.60	1.382	10:01:32.644	
9 -	34.013	23.349	57.362	75.80	1.226	10:02:30.006	
10 -	34.016	22.955	56.971	76.33	0.835	10:03:26.977	
11 -	33.541	22.829	56.370 (2)	77.14	0.234	10:04:23.347	
12 -	33.618	23.321	56.939 (3)	76.37	0.803	10:05:20.286	
13 -	33.456	22.680	56.136 (1)	77.46		10:06:16.422	

P5 6 S		Martin COOPER		Kawasaki NINJA 300 -			
IDEAL LAP TIME : 56.419		BEST LAP TIME : 56.443		DIFFERENCE : 0.024			
LAP	SECTOR 1	SECTOR 2	LAP TIME	MPH	DIFF	TIME OF DAY	
1 -	35.299	23.466	58.765	73.99	2.322	09:54:40.918	
2 -	33.889	23.030	56.919	76.39	0.476	09:55:37.837	
3 -	33.691	23.036	56.727 (3)	76.65	0.284	09:56:34.564	
4 -	33.650	22.893	56.543 (2)	76.90	0.100	09:57:31.107	
5 -	35.714	22.887	58.601	74.20	2.158	09:58:29.708	
6 -	33.819	23.298	57.117	76.13	0.674	09:59:26.825	
7 -	33.837	22.920	56.757	76.61	0.314	10:00:23.582	
8 -	33.674	22.769	56.443 (1)	77.04		10:01:20.025	

P6 808 J		Mason JOHNSON		Kawasaki NINJA 300 - D&D Racing			
IDEAL LAP TIME : 56.527		BEST LAP TIME : 56.555		DIFFERENCE : 0.028			
LAP	SECTOR 1	SECTOR 2	LAP TIME	MPH	DIFF	TIME OF DAY	
1 -	38.453	23.817	1:02.270	69.83	5.715	09:54:57.341	
2 -	34.717	23.211	57.928	75.06	1.373	09:55:55.269	
3 -	34.096	23.149	57.245	75.96	0.690	09:56:52.514	
4 -	34.057	22.974	57.031	76.24	0.476	09:57:49.545	
5 -	33.927	23.127	57.054	76.21	0.499	09:58:46.599	
6 -	33.709	22.846	56.555 (1)	76.89		09:59:43.154	
7 -	34.137	23.219	57.356	75.81	0.801	10:00:40.510	
8 -	34.295	22.908	57.203	76.02	0.648	10:01:37.713	
9 -	33.804	23.088	56.892	76.43	0.337	10:02:34.605	
10 -	34.013	23.244	57.257	75.94	0.702	10:03:31.862	
11 -	33.681	22.993	56.674 (2)	76.73	0.119	10:04:28.536	
12 -	33.802	22.960	56.762 (3)	76.61	0.207	10:05:25.298	
13 -	34.369	23.469	57.838	75.18	1.283	10:06:23.136	

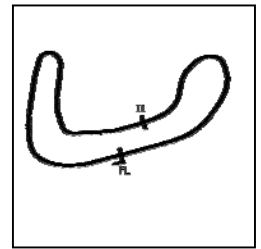
Weather / Track : Cloudy / Dry

Brands Hatch Indy
Circuit Length = 1.2079 miles
Start: 09:53 Flag 10:05 End: 10:06

BMCRC - MRO Championships 2019 - Rnd 9 @ Brands Hatch Indy

ACU Team Green Junior & Senior 300

QUALIFYING - SECTOR ANALYSIS



SECTOR 1 = FL to I1, SECTOR 2 = I1 to FL, DIFF = Difference To Personal Best Lap, P = Crossed Finish Line in Pit Lane, D = Time Disallowed

P7 68 J Lucca ALLEN		Kawasaki NINJA 300 - Mark Allen Autosmart				
IDEAL LAP TIME : 57.944		BEST LAP TIME : 58.158		DIFFERENCE : 0.214		
LAP	SECTOR 1	SECTOR 2	LAP TIME	MPH	DIFF	TIME OF DAY
1 -	37.144	23.735	1:00.879	71.43	2.721	09:54:46.765
2 -	35.687	23.793	59.480	73.11	1.322	09:55:46.245
3 -	35.343	23.692	59.035	73.66	0.877	09:56:45.280
4 -	35.274	23.552	58.826	73.92	0.668	09:57:44.106
5 -	35.086	23.633	58.719	74.05	0.561	09:58:42.825
6 -	34.872	24.038	58.910	73.81	0.752	09:59:41.735
7 -	35.268	23.585	58.853	73.88	0.695	10:00:40.588
8 -	35.176	23.209	58.385	74.48	0.227	10:01:38.973
9 -	34.892	23.489	58.381 (3)	74.48	0.223	10:02:37.354
10 -	34.735	23.423	58.158 (1)	74.77		10:03:35.512
11 -	34.836	23.823	58.659	74.13	0.501	10:04:34.171
12 -	35.149	23.355	58.504	74.33	0.346	10:05:32.675
13 -	34.840	23.430	58.270 (2)	74.62	0.112	10:06:30.945

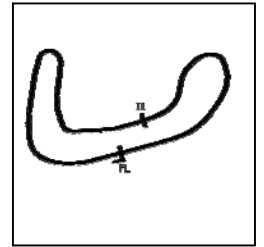
P8 24 S Darren STOLTON		Kawasaki NINJA 300 -				
IDEAL LAP TIME : 58.610		BEST LAP TIME : 58.610		DIFFERENCE : 0.000		
LAP	SECTOR 1	SECTOR 2	LAP TIME	MPH	DIFF	TIME OF DAY
1 -	42.832	26.709	1:09.541	62.53	10.931	09:55:10.910
2 -	36.401	24.266	1:00.667	71.67	2.057	09:56:11.577
3 -	35.156	24.231	59.387	73.22	0.777	09:57:10.964
4 -	36.477	24.172	1:00.649	71.70	2.039	09:58:11.613
5 -	35.822	24.270	1:00.092	72.36	1.482	09:59:11.705
6 -	36.455	24.068	1:00.523	71.85	1.913	10:00:12.228
7 -	35.916	23.781	59.697	72.84	1.087	10:01:11.925
8 -	35.442	23.891	59.333 (3)	73.29	0.723	10:02:11.258
9 -	35.508	23.649	59.157 (2)	73.50	0.547	10:03:10.415
10 -	35.775	24.208	59.983	72.49	1.373	10:04:10.398
11 -	35.122	23.488	58.610 (1)	74.19		10:05:09.008
12 -	36.043	24.844	1:00.887	71.42	2.277	10:06:09.895

P9 14 S Tony DAVIES		Kawasaki NINJA 300 - 3D Racing				
IDEAL LAP TIME : 58.557		BEST LAP TIME : 58.779		DIFFERENCE : 0.222		
LAP	SECTOR 1	SECTOR 2	LAP TIME	MPH	DIFF	TIME OF DAY
1 -	39.617	25.168	1:04.785	67.12	6.006	09:54:59.388
2 -	37.302	25.034	1:02.336	69.76	3.557	09:56:01.724
3 -	35.998	24.498	1:00.496	71.88	1.717	09:57:02.220
4 -	35.494	24.076	59.570	72.99	0.791	09:58:01.790
5 -	35.364	23.819	59.183	73.47	0.404	09:59:00.973
6 -	35.156	24.034	59.190	73.46	0.411	10:00:00.163
7 -	35.026	23.888	58.914 (2)	73.81	0.135	10:00:59.077
8 -	35.035	24.404	59.439	73.16	0.660	10:01:58.516
9 -	34.848	24.238	59.086 (3)	73.59	0.307	10:02:57.602
10 -	35.363	25.651	1:01.014	71.27	2.235	10:03:58.616
11 -	34.865	24.697	59.562	73.00	0.783	10:04:58.178
12 -	35.070	23.709	58.779 (1)	73.98		10:05:56.957

BMCRC - MRO Championships 2019 - Rnd 9 @ Brands Hatch Indy

ACU Team Green Junior & Senior 300

QUALIFYING - SECTOR ANALYSIS



SECTOR 1 = FL to I1, SECTOR 2 = I1 to FL, DIFF = Difference To Personal Best Lap, P = Crossed Finish Line in Pit Lane, D = Time Disallowed

P10 43 S Colin HALL			Kawasaki NINJA 300 - simply saab			
IDEAL LAP TIME : 58.604		BEST LAP TIME : 59.029	DIFFERENCE : 0.425			
LAP	SECTOR 1	SECTOR 2	LAP TIME	MPH	DIFF	TIME OF DAY
1 -	40.241	26.356	1:06.597	65.29	7.568	09:55:01.469
2 -	37.057	24.689	1:01.746	70.42	2.717	09:56:03.215
3 -	36.121	24.513	1:00.634	71.71	1.605	09:57:03.849
4 -	36.230	24.548	1:00.778	71.54	1.749	09:58:04.627
5 -	35.296	23.733	59.029 (1)	73.66		09:59:03.656
6 -	35.294	24.288	59.582 (3)	72.98	0.553	10:00:03.238
7 -	35.753	24.087	59.840	72.67	0.811	10:01:03.078
8 -	35.224	24.383	59.607	72.95	0.578	10:02:02.685
9 -	36.430	24.199	1:00.629	71.72	1.600	10:03:03.314
10 -	34.871	25.258	1:00.129	72.32	1.100	10:04:03.443
11 -	35.286	24.453	59.739	72.79	0.710	10:05:03.182
12 -	35.223	24.194	59.417 (2)	73.18	0.388	10:06:02.599

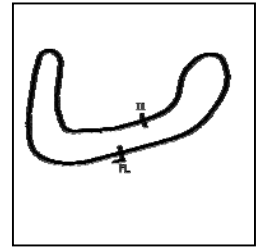
P11 77 J Joe WHITE			Kawasaki NINJA 300 - Just In Graphics / MZ Contracts			
IDEAL LAP TIME : 58.836		BEST LAP TIME : 59.064	DIFFERENCE : 0.228			
LAP	SECTOR 1	SECTOR 2	LAP TIME	MPH	DIFF	TIME OF DAY
1 -	38.471	25.240	1:03.711	68.25	4.647	09:55:01.577
2 -	37.742	24.240	1:01.982	70.15	2.918	09:56:03.559
3 -	35.963	24.242	1:00.205	72.22	1.141	09:57:03.764
4 -	36.748	24.296	1:01.044	71.23	1.980	09:58:04.808
5 -	35.855	23.209	59.064 (1)	73.62		09:59:03.872
6 -	35.683	23.838	59.521	73.05	0.457	10:00:03.393
7 -	35.852	23.805	59.657	72.89	0.593	10:01:03.050
8 -	35.681	23.816	59.497 (3)	73.08	0.433	10:02:02.547
9 -	35.988	23.914	59.902	72.59	0.838	10:03:02.449
10 -	35.627	24.940	1:00.567	71.79	1.503	10:04:03.016
11 -	36.869	23.605	1:00.474	71.90	1.410	10:05:03.490
12 -	35.645	23.619	59.264 (2)	73.37	0.200	10:06:02.754

P12 38 S Bob COUCHMAN			Kawasaki NINJA 300 - Pinky Janey			
IDEAL LAP TIME : 59.265		BEST LAP TIME : 59.265	DIFFERENCE : 0.000			
LAP	SECTOR 1	SECTOR 2	LAP TIME	MPH	DIFF	TIME OF DAY
1 -	40.884	25.372	1:06.256	65.63	6.991	09:55:00.315
2 -	38.799	24.343	1:03.142	68.87	3.877	09:56:03.457
3 -	36.837	24.376	1:01.213	71.04	1.948	09:57:04.670
4 -	36.396	24.396	1:00.792	71.53	1.527	09:58:05.462
5 -	36.245	24.248	1:00.493 (3)	71.88	1.228	09:59:05.955
6 -	35.958	24.477	1:00.435 (2)	71.95	1.170	10:00:06.390
7 -	37.167	24.248	1:01.415	70.80	2.150	10:01:07.805
8 -	36.126	24.431	1:00.557	71.81	1.292	10:02:08.362
9 -	35.258	24.007	59.265 (1)	73.37		10:03:07.627

BMCRC - MRO Championships 2019 - Rnd 9 @ Brands Hatch Indy

ACU Team Green Junior & Senior 300

QUALIFYING - SECTOR ANALYSIS



SECTOR 1 = FL to I1, SECTOR 2 = I1 to FL, DIFF = Difference To Personal Best Lap, P = Crossed Finish Line in Pit Lane, D = Time Disallowed

P13 17 J		Charlotte MARCUZZO		Kawasaki NINJA 300 -		
IDEAL LAP TIME : 59.538		BEST LAP TIME : 59.538		DIFFERENCE : 0.000		
LAP	SECTOR 1	SECTOR 2	LAP TIME	MPH	DIFF	TIME OF DAY
1 -	42.788	26.934	1:09.722	62.37	10.184	09:55:10.207
2 -	40.261	26.123	1:06.384	65.50	6.846	09:56:16.591
3 -	39.443	25.649	1:05.092	66.80	5.554	09:57:21.683
4 -	37.912	25.254	1:03.166	68.84	3.628	09:58:24.849
5 -	37.884	25.012	1:02.896	69.13	3.358	09:59:27.745
6 -	37.481	24.884	1:02.365	69.72	2.827	10:00:30.110
7 -	36.922	24.811	1:01.733	70.44	2.195	10:01:31.843
8 -	37.023	24.442	1:01.465	70.74	1.927	10:02:33.308
9 -	36.403	24.179	1:00.582	71.78	1.044	10:03:33.890
10 -	36.096	23.990	1:00.086 (2)	72.37	0.548	10:04:33.976
11 -	36.154	24.142	1:00.296 (3)	72.12	0.758	10:05:34.272
12 -	35.615	23.923	59.538 (1)	73.03		10:06:33.810

P14 16 J		Harry COOPER		Kawasaki NINJA 300 -		
IDEAL LAP TIME : 59.570		BEST LAP TIME : 59.570		DIFFERENCE : 0.000		
LAP	SECTOR 1	SECTOR 2	LAP TIME	MPH	DIFF	TIME OF DAY
1 -	39.571	25.811	1:05.382	66.51	5.812	09:55:01.342
2 -	36.812	24.293	1:01.105	71.16	1.535	09:56:02.447
3 -	36.141	24.408	1:00.549	71.81	0.979	09:57:02.996
4 -	36.310	24.282	1:00.592	71.76	1.022	09:58:03.588
5 -	35.513	24.057	59.570 (1)	72.99		09:59:03.158
6 -	35.528	24.406	59.934 (3)	72.55	0.364	10:00:03.092
7 -	35.645	24.229	59.874 (2)	72.62	0.304	10:01:02.966
8 -	37.499	24.150	1:01.649	70.53	2.079	10:02:04.615
9 -	36.175	25.104	1:01.279	70.96	1.709	10:03:05.894
10 -	36.103	25.048	1:01.151	71.11	1.581	10:04:07.045
11 -	37.245	24.465	1:01.710	70.46	2.140	10:05:08.755
12 -	36.532	24.831	1:01.363	70.86	1.793	10:06:10.118

P15 65 S		Konrad BREESE		Kawasaki NINJA 300 - STIHL Racing		
IDEAL LAP TIME : 59.487		BEST LAP TIME : 59.660		DIFFERENCE : 0.173		
LAP	SECTOR 1	SECTOR 2	LAP TIME	MPH	DIFF	TIME OF DAY
1 -	40.211	25.508	1:05.719	66.16	6.059	09:55:00.877
2 -	36.448	24.841	1:01.289	70.95	1.629	09:56:02.166
3 -	36.223	24.196	1:00.419	71.97	0.759	09:57:02.585
4 -	36.000	24.370	1:00.370	72.03	0.710	09:58:02.955
5 -	35.733	24.140	59.873	72.63	0.213	09:59:02.828
6 -	35.624	24.321	59.945	72.54	0.285	10:00:02.773
7 -	35.564	24.096	59.660 (1)	72.88		10:01:02.433
8 -	35.654	24.139	59.793 (3)	72.72	0.133	10:02:02.226
9 -	36.083	24.015	1:00.098	72.35	0.438	10:03:02.324
10 -	35.472	24.196	59.668 (2)	72.88	0.008	10:04:01.992
11 -	35.795	24.684	1:00.479	71.90	0.819	10:05:02.471
12 -	35.536	24.340	59.876	72.62	0.216	10:06:02.347

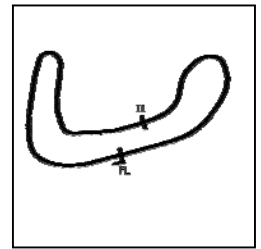
Weather / Track : Cloudy / Dry

Brands Hatch Indy
Circuit Length = 1.2079 miles
Start: 09:53 Flag 10:05 End: 10:06

BMCRC - MRO Championships 2019 - Rnd 9 @ Brands Hatch Indy

ACU Team Green Junior & Senior 300

QUALIFYING - SECTOR ANALYSIS



SECTOR 1 = FL to I1, SECTOR 2 = I1 to FL, DIFF = Difference To Personal Best Lap, P = Crossed Finish Line in Pit Lane, D = Time Disallowed

P16 48 S		Kevin SABBARTON		Kawasaki NINJA 300 - Karen Castle Opticians			
IDEAL LAP TIME : 1:00.371		BEST LAP TIME : 1:00.371		DIFFERENCE : 0.000			
LAP	SECTOR 1	SECTOR 2	LAP TIME	MPH	DIFF	TIME OF DAY	
1 -	39.532	26.473	1:06.005	65.88	5.634	09:55:11.383	
2 -	39.451	25.989	1:05.440	66.45	5.069	09:56:16.823	
3 -	38.729	25.347	1:04.076	67.86	3.705	09:57:20.899	
4 -	37.190	26.386	1:03.576	68.40	3.205	09:58:24.475	
5 -	36.971	24.702	1:01.673	70.51	1.302	09:59:26.148	
6 -	36.557	24.811	1:01.368	70.86	0.997	10:00:27.516	
7 -	37.044	24.912	1:01.956	70.18	1.585	10:01:29.472	
8 -	36.596	24.807	1:01.403	70.82	1.032	10:02:30.875	
9 -	36.890	24.917	1:01.807	70.35	1.436	10:03:32.682	
10 -	36.424	24.312	1:00.736 (3)	71.59	0.365	10:04:33.418	
11 -	36.481	24.158	1:00.639 (2)	71.71	0.268	10:05:34.057	
12 -	36.362	24.009	1:00.371 (1)	72.03		10:06:34.428	

P17 617 S		Tom SPALDING		Kawasaki NINJA 300 - Decky Contracts Ltd			
IDEAL LAP TIME : 1:00.413		BEST LAP TIME : 1:00.617		DIFFERENCE : 0.204			
LAP	SECTOR 1	SECTOR 2	LAP TIME	MPH	DIFF	TIME OF DAY	
1 -	38.121	25.027	1:03.148	68.86	2.531	09:54:53.327	
2 -	36.854	24.912	1:01.766	70.40	1.149	09:55:55.093	
3 -	36.234	24.383	1:00.617 (1)	71.73		09:56:55.710	
4 -	36.122	24.592	1:00.714 (2)	71.62	0.097	09:57:56.424	
5 -	36.851	24.529	1:01.380 (3)	70.84	0.763	09:58:57.804	

P18 74 J		Finn SMART-WEEDEN		Kawasaki NINJA 300 - Mum and Dad			
IDEAL LAP TIME : 1:00.793		BEST LAP TIME : 1:01.214		DIFFERENCE : 0.421			
LAP	SECTOR 1	SECTOR 2	LAP TIME	MPH	DIFF	TIME OF DAY	
1 -	41.339	25.932	1:07.271	64.64	6.057	09:54:57.720	
2 -	37.583	25.129	1:02.712	69.34	1.498	09:56:00.432	
3 -	36.923	25.292	1:02.215	69.89	1.001	09:57:02.647	
4 -	37.329	24.847	1:02.176	69.94	0.962	09:58:04.823	
5 -	40.516	IN PIT	2:34.886 P	28.07	1:33.672	10:00:39.709	
6 -	OUTLAP	24.952	1:10.290	61.86	9.076	10:01:49.999	
7 -	37.015	26.280	1:03.295	68.70	2.081	10:02:53.294	
8 -	36.196	25.929	1:02.125 (2)	69.99	0.911	10:03:55.419	
9 -	36.710	25.421	1:02.131 (3)	69.99	0.917	10:04:57.550	
10 -	36.617	24.597	1:01.214 (1)	71.03		10:05:58.764	

P19 99 S		Scot CHRISTIE		Kawasaki NINJA 300 -			
IDEAL LAP TIME : 1:03.483		BEST LAP TIME : 1:03.619		DIFFERENCE : 0.136			
LAP	SECTOR 1	SECTOR 2	LAP TIME	MPH	DIFF	TIME OF DAY	
1 -	41.862	28.470	1:10.332	61.82	6.713	09:55:07.593	
2 -	40.981	27.440	1:08.421	63.55	4.802	09:56:16.014	
3 -	40.935	26.639	1:07.574	64.35	3.955	09:57:23.588	
4 -	39.644	26.620	1:06.264	65.62	2.645	09:58:29.852	
5 -	39.155	26.373	1:05.528	66.36	1.909	09:59:35.380	
6 -	38.565	26.255	1:04.820	67.08	1.201	10:00:40.200	
7 -	39.179	26.594	1:05.773	66.11	2.154	10:01:45.973	
8 -	38.376	25.997	1:04.373 (3)	67.55	0.754	10:02:50.346	
9 -	38.514	26.242	1:04.756	67.15	1.137	10:03:55.102	
10 -	37.896	25.723	1:03.619 (1)	68.35		10:04:58.721	
11 -	37.760	26.307	1:04.067 (2)	67.87	0.448	10:06:02.788	

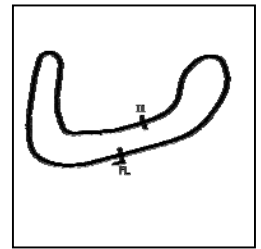
Weather / Track : Cloudy / Dry

Brands Hatch Indy
Circuit Length = 1.2079 miles
Start: 09:53 Flag 10:05 End: 10:06

BMCRC - MRO Championships 2019 - Rnd 9 @ Brands Hatch Indy

ACU Team Green Junior & Senior 300

QUALIFYING - SECTOR ANALYSIS



SECTOR 1 = FL to I1, SECTOR 2 = I1 to FL, DIFF = Difference To Personal Best Lap, P = Crossed Finish Line in Pit Lane, D = Time Disallowed

P20 50 J Fred MCMULLAN			Kawasaki NINJA 300 -			
IDEAL LAP TIME : 1:04.139			BEST LAP TIME : 1:04.488		DIFFERENCE : 0.349	
LAP	SECTOR 1	SECTOR 2	LAP TIME	MPH	DIFF	TIME OF DAY
1 -	43.760	27.243	1:11.003	61.24	6.515	09:55:11.218
2 -	40.739	27.508	1:08.247	63.71	3.759	09:56:19.465
3 -	41.496	26.270	1:07.766	64.17	3.278	09:57:27.231
4 -	40.428	26.694	1:07.122	64.78	2.634	09:58:34.353
5 -	40.001	26.126	1:06.127	65.76	1.639	09:59:40.480
6 -	39.156	25.958	1:05.114	66.78	0.626	10:00:45.594
7 -	40.369	25.452	1:05.821	66.06	1.333	10:01:51.415
8 -	39.315	25.849	1:05.164	66.73	0.676	10:02:56.579
9 -	38.845	25.771	1:04.616 (2)	67.29	0.128	10:04:01.195
10 -	39.141	25.347	1:04.488 (1)	67.43		10:05:05.683
11 -	38.792	25.898	1:04.690 (3)	67.22	0.202	10:06:10.373

P21 32 S John MACKNESS			Kawasaki NINJA 300 - Salisbury Cleaners			
IDEAL LAP TIME : 1:04.763			BEST LAP TIME : 1:04.801		DIFFERENCE : 0.038	
LAP	SECTOR 1	SECTOR 2	LAP TIME	MPH	DIFF	TIME OF DAY
1 -	43.333	27.488	1:10.821	61.40	6.020	09:55:12.784
2 -	39.966	26.883	1:06.849	65.05	2.048	09:56:19.633
3 -	41.442	27.052	1:08.494	63.48	3.693	09:57:28.127
4 -	40.670	26.389	1:07.059	64.84	2.258	09:58:35.186
5 -	40.956	26.160	1:07.116	64.79	2.315	09:59:42.302
6 -	40.176	25.970	1:06.146	65.74	1.345	10:00:48.448
7 -	39.007	25.794	1:04.801 (1)	67.10		10:01:53.249
8 -	39.214	26.238	1:05.452	66.43	0.651	10:02:58.701
9 -	39.032	25.835	1:04.867 (2)	67.03	0.066	10:04:03.568
10 -	39.302	25.756	1:05.058 (3)	66.84	0.257	10:05:08.626
11 -	40.096	26.146	1:06.242	65.64	1.441	10:06:14.868

P22 707 J Sam SPALDING			Kawasaki NINJA 250SP - Decky Contracts Ltd			
IDEAL LAP TIME : 1:04.797			BEST LAP TIME : 1:05.186		DIFFERENCE : 0.389	
LAP	SECTOR 1	SECTOR 2	LAP TIME	MPH	DIFF	TIME OF DAY
1 -	45.280	27.084	1:12.364	60.09	7.178	09:55:01.104
2 -	41.655	27.293	1:08.948	63.07	3.762	09:56:10.052
3 -	40.474	26.582	1:07.056	64.85	1.870	09:57:17.108
4 -	40.856	27.251	1:08.107	63.84	2.921	09:58:25.215
5 -	39.881	26.710	1:06.591	65.30	1.405	09:59:31.806
6 -	40.380	27.158	1:07.538	64.38	2.352	10:00:39.344
7 -	40.719	26.503	1:07.222	64.69	2.036	10:01:46.566
8 -	40.159	26.377	1:06.536	65.35	1.350	10:02:53.102
9 -	39.439	26.732	1:06.171 (3)	65.71	0.985	10:03:59.273
10 -	38.420	26.766	1:05.186 (1)	66.71		10:05:04.459
11 -	38.767	26.516	1:05.283 (2)	66.61	0.097	10:06:09.742

P23 27 S Andrew BUTTERS			Kawasaki NINJA 300 -			
IDEAL LAP TIME : 1:05.547			BEST LAP TIME : 1:05.753		DIFFERENCE : 0.206	
LAP	SECTOR 1	SECTOR 2	LAP TIME	MPH	DIFF	TIME OF DAY
1 -	43.796	27.103	1:10.899	61.33	5.146	09:55:10.869
2 -	40.849	27.580	1:08.429	63.54	2.676	09:56:19.298
3 -	40.252	27.033	1:07.285	64.62	1.532	09:57:26.583
4 -	40.979	26.654	1:07.633	64.29	1.880	09:58:34.216
5 -	40.962	27.058	1:08.020	63.93	2.267	09:59:42.236
6 -	41.344	27.089	1:08.433	63.54	2.680	10:00:50.669
7 -	40.400	27.303	1:07.703	64.23	1.950	10:01:58.372
8 -	40.544	26.510	1:07.054 (2)	64.85	1.301	10:03:05.426
9 -	39.830	27.792	1:07.622	64.30	1.869	10:04:13.048
10 -	40.706	26.501	1:07.207 (3)	64.70	1.454	10:05:20.255
11 -	39.046	26.707	1:05.753 (1)	66.13		10:06:26.008

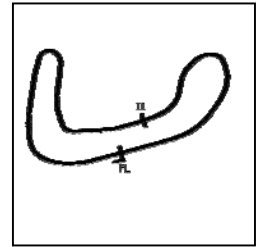
Weather / Track : Cloudy / Dry

Brands Hatch Indy
Circuit Length = 1.2079 miles
Start: 09:53 Flag 10:05 End: 10:06

BMCRC - MRO Championships 2019 - Rnd 9 @ Brands Hatch Indy

ACU Team Green Junior & Senior 300

QUALIFYING - SECTOR ANALYSIS



SECTOR 1 = FL to I1, SECTOR 2 = I1 to FL, DIFF = Difference To Personal Best Lap, P = Crossed Finish Line in Pit Lane, D = Time Disallowed

P24 71 S		Karie HENLY		Kawasaki NINJA 300 - Thomas Racing			
IDEAL LAP TIME : 1:06.446		BEST LAP TIME : 1:06.527		DIFFERENCE : 0.081			
LAP	SECTOR 1	SECTOR 2	LAP TIME	MPH	DIFF	TIME OF DAY	
1 -	41.404	27.919	1:09.323	62.72	2.796	09:55:13.699	
2 -	40.072	27.007	1:07.079 (2)	64.82	0.552	09:56:20.778	
3 -	40.752	27.463	1:08.215	63.74	1.688	09:57:28.993	
4 -	40.732	26.610	1:07.342	64.57	0.815	09:58:36.335	
5 -	40.550	27.030	1:07.580	64.34	1.053	09:59:43.915	
6 -	40.272	26.872	1:07.144	64.76	0.617	10:00:51.059	
7 -	40.712	27.234	1:07.946	64.00	1.419	10:01:59.005	
8 -	40.497	26.919	1:07.416	64.50	0.889	10:03:06.421	
9 -	39.856	27.269	1:07.125 (3)	64.78	0.598	10:04:13.546	
10 -	40.628	26.590	1:07.218	64.69	0.691	10:05:20.764	
11 -	39.871	26.656	1:06.527 (1)	65.36		10:06:27.291	

Weather / Track : Cloudy / Dry

Results can be found at www.tsl-timing.com

Page 8 of 8

Brands Hatch Indy
 Circuit Length = 1.2079 miles
 Start: 09:53 Flag 10:05 End: 10:06

Printed - 10:09 Saturday, 05 October 2019

BMCRC - MRO Championships 2019 - Rnd 9 @ Brands Hatch Indy

ACU Team Green Junior & Senior 300

QUALIFYING - BEST SECTORS

SECTOR 1			SECTOR 2			IDEAL / BEST COMPARISON						
POS	NO	NAME	TIME	NO	NAME	TIME	POS	NO	NAME	IDEAL	BEST	DIFF
									PERFECT LAP	54.943		
1	46	BARNES	32.707	46	BARNES	22.236	1	46	BARNES	54.943	54.943	0.000
2	44	DUFTON	33.118	44	DUFTON	22.498	2	44	DUFTON	55.616	55.616	0.000
3	3	JONES	33.236	3	JONES	22.573	3	3	JONES	55.809	55.967	0.158
4	171	BROWN	33.456	171	BROWN	22.680	4	171	BROWN	56.136	56.136	0.000
5	6	COOPER	33.650	6	COOPER	22.769	5	6	COOPER	56.419	56.443	0.024
6	808	JOHNSON	33.681	808	JOHNSON	22.846	6	808	JOHNSON	56.527	56.555	0.028
7	68	ALLEN	34.735	68	ALLEN	23.209	7	68	ALLEN	57.944	58.158	0.214
8	14	DAVIES	34.848	77	WHITE	23.209	8	14	DAVIES	58.557	58.779	0.222
9	43	HALL	34.871	24	STOLTON	23.488	9	43	HALL	58.604	59.029	0.425
10	24	STOLTON	35.122	14	DAVIES	23.709	10	24	STOLTON	58.610	58.610	0.000
11	38	COUCHMAN	35.258	43	HALL	23.733	11	77	WHITE	58.836	59.064	0.228
12	65	BREESE	35.472	17	MARCUZZO	23.923	12	38	COUCHMAN	59.265	59.265	0.000
13	16	COOPER	35.513	38	COUCHMAN	24.007	13	65	BREESE	59.487	59.660	0.173
14	17	MARCUZZO	35.615	48	SABBARTON	24.009	14	17	MARCUZZO	59.538	59.538	0.000
15	77	WHITE	35.627	65	BREESE	24.015	15	16	COOPER	59.570	59.570	0.000
16	617	SPALDING	36.030	16	COOPER	24.057	16	48	SABBARTON	1:00.371	1:00.371	0.000
17	74	SMART-WEEDEN	36.196	617	SPALDING	24.383	17	617	SPALDING	1:00.413	1:00.617	0.204
18	48	SABBARTON	36.362	74	SMART-WEEDEN	24.597	18	74	SMART-WEEDEN	1:00.793	1:01.214	0.421
19	99	CHRISTIE	37.760	50	MCMULLAN	25.347	19	99	CHRISTIE	1:03.483	1:03.619	0.136
20	707	SPALDING	38.420	99	CHRISTIE	25.723	20	50	MCMULLAN	1:04.139	1:04.488	0.349
21	50	MCMULLAN	38.792	32	MACKNESS	25.756	21	32	MACKNESS	1:04.763	1:04.801	0.038
22	32	MACKNESS	39.007	707	SPALDING	26.377	22	707	SPALDING	1:04.797	1:05.186	0.389
23	27	BUTTERS	39.046	27	BUTTERS	26.501	23	27	BUTTERS	1:05.547	1:05.753	0.206
24	71	HENLY	39.856	71	HENLY	26.590	24	71	HENLY	1:06.446	1:06.527	0.081

Weather / Track : Cloudy / Dry

Results can be found at www.tsl-timing.com

Brands Hatch Indy
 Circuit Length = 1.2079 miles
 Start: 09:53 Flag 10:05 End: 10:06

Printed - 10:09 Saturday, 05 October 2019

BMCRC - MRO Championships 2019 - Rnd 9 @ Brands Hatch Indy

ACU Team Green Junior & Senior 300

QUALIFYING - STATISTICS

Competitors Started 24
Planned Start 2019-10-05 @ 09:45:00.000
Actual Start 2019-10-05 @ 09:53:04.282
Finish Time 2019-10-05 @ 10:05:49.406
Track Length 1.2079mi.
Total Laps 272
Total Distance Covered 328.5612mi.

Session Fastest Lap History

NO	CL	NAME	LAP TIME	TIME OF DAY	LAP	VEHICLE
3	J	Lewis JONES	57.683	09:54:38.152	1	Kawasaki NINJA 300
3	J	Lewis JONES	56.564	09:55:34.716	2	Kawasaki NINJA 300
3	J	Lewis JONES	56.383	09:56:31.099	3	Kawasaki NINJA 300
46	J	Ash BARNES	56.327	09:57:05.722	3	Kawasaki NINJA 300
46	J	Ash BARNES	56.303	09:58:59.130	5	Kawasaki NINJA 300
3	J	Lewis JONES	55.967	09:59:20.401	6	Kawasaki NINJA 300
46	J	Ash BARNES	55.378	09:59:54.509	6	Kawasaki NINJA 300
46	J	Ash BARNES	55.145	10:02:41.566	9	Kawasaki NINJA 300
46	J	Ash BARNES	54.943	10:03:36.509	10	Kawasaki NINJA 300

Flag History

TYPE	TIME OF DAY
GREEN	09:53:04.282
FINISH	10:05:49.406

Flag Statistics

TYPE	COUNT	TOTAL LAPS	TOTAL TIME
Green	1	13	13:36.681
Red	0	0	0.000
Safety Car	0	0	0.000
FCY	0	0	0.000

Weather / Track : Cloudy / Dry

These results are provisional until the conclusion of any judicial and technical matters.

Brands Hatch Indy

Circuit Length = 1.2079 miles

Start: 09:53 Flag 10:05 End: 10:06

Clerk Of Course :

Timekeeper :

BMCRC - MRO Championships 2019 - Rnd 9 @ Brands Hatch Indy

ACU Team Green Junior & Senior 300

QUALIFYING - STATISTICS

CLASS : J

12 Starters

Fastest Lap History

NO	NAME	LAP TIME	TIME OF DAY	LAP	VEHICLE
3	Lewis JONES	57.683	09:54:38.152	1	Kawasaki NINJA 300
3	Lewis JONES	56.564	09:55:34.716	2	Kawasaki NINJA 300
3	Lewis JONES	56.383	09:56:31.099	3	Kawasaki NINJA 300
46	Ash BARNES	56.327	09:57:05.722	3	Kawasaki NINJA 300
46	Ash BARNES	56.303	09:58:59.130	5	Kawasaki NINJA 300
3	Lewis JONES	55.967	09:59:20.401	6	Kawasaki NINJA 300
46	Ash BARNES	55.378	09:59:54.509	6	Kawasaki NINJA 300
46	Ash BARNES	55.145	10:02:41.566	9	Kawasaki NINJA 300
46	Ash BARNES	54.943	10:03:36.509	10	Kawasaki NINJA 300

Weather / Track : Cloudy / Dry

These results are provisional until the conclusion of any judicial and technical matters.

Brands Hatch Indy

Circuit Length = 1.2079 miles

Start: 09:53 Flag 10:05 End: 10:06

Clerk Of Course :

Timekeeper :

BMCRC - MRO Championships 2019 - Rnd 9 @ Brands Hatch Indy

ACU Team Green Junior & Senior 300

QUALIFYING - STATISTICS

CLASS : S

12 Starters

Fastest Lap History

NO	NAME	LAP TIME	TIME OF DAY	LAP	VEHICLE
6	Martin COOPER	58.765	09:54:40.935	1	Kawasaki NINJA 300
6	Martin COOPER	56.919	09:55:37.853	2	Kawasaki NINJA 300
6	Martin COOPER	56.727	09:56:34.581	3	Kawasaki NINJA 300
6	Martin COOPER	56.543	09:57:31.124	4	Kawasaki NINJA 300
6	Martin COOPER	56.443	10:01:20.041	8	Kawasaki NINJA 300

Weather / Track : Cloudy / Dry

These results are provisional until the conclusion of any judicial and technical matters.

Brands Hatch Indy

Circuit Length = 1.2079 miles

Start: 09:53 Flag 10:05 End: 10:06

Clerk Of Course :

Timekeeper :

BMCRC - MRO Championships 2019 - Rnd 9 @ Brands Hatch Indy

ACU Team Green Junior & Senior 300

RACE 3 - GRID (10 Laps)



ROW 9		26	88	David COURT	25	55	Harrison DESSOY						
ROW 8	24	71	Karie HENLY	1:06.527	23	27	Andrew BUTTERS	1:05.753	22	707	Sam SPALDING	1:05.186	
ROW 7		21	32	John MACKNESS	1:04.801	20	50	Fred MCMULLAN	1:04.488	19	99	Scot CHRISTIE	1:03.619
ROW 6	18	74	Finn SMART-WEEDEN	1:01.214	17	617	Tom SPALDING	1:00.617	16	48	Kevin SABBARTON	1:00.371	
ROW 5		15	65	Konrad BREESE	59.660	14	16	Harry COOPER	59.570	13	17	Charlotte MARCUZZO	59.538
ROW 4	12	38	Bob COUCHMAN	59.265	11	77	Joe WHITE	59.064	10	43	Colin HALL	59.029	
ROW 3		9	14	Tony DAVIES	58.779	8	24	Darren STOLTON	58.610	7	68	Lucca ALLEN	58.158
ROW 2	6	808	Mason JOHNSON	56.555	5	6	Martin COOPER	56.443	4	171	Cameron BROWN	56.136	
ROW 1		3	3	Lewis JONES	55.967	2	44	Elliot DUFTON	55.616	1	46	Ash BARNES	54.943
												Pole	

Brands Hatch Indy
Circuit Length = 1.2079 miles

These results are provisional until the conclusion of any judicial and technical matters.

Clerk Of Course :	Steward :	Timekeeper :
-------------------	-----------	--------------

Results can be found at www.tsl-timing.com

Printed - 10:08 Saturday, 05 October 2019



BMCRC - MRO Championships 2019 - Rnd 9 @ Brands Hatch Indy

ACU Team Green Junior & Senior 300

RACE 3 - CLASSIFICATION



POS	NO	CL	PIC NAME	ENTRY	LAPS	TIME	GAP	DIFF	MPH	BEST	ON
1	46	J	1 Ash BARNES	Kawasaki NINJA 300 - BARNEYRACING	9	8:25.978			77.35	54.824	6
2	3	J	2 Lewis JONES	Kawasaki NINJA 300 - 151 s	9	8:28.561	2.583	2.583	76.95	55.026	6
3	44	J	3 Elliot DUFTON	Kawasaki NINJA 300 - Dad/Held/Torfx	9	8:28.922	2.944	0.361	76.90	55.262	8
4	808	J	4 Mason JOHNSON	Kawasaki NINJA 300 - D&D Racing	9	8:34.476	8.498	5.554	76.07	55.871	6
5	6	S	1 Martin COOPER	Kawasaki NINJA 300 -	9	8:35.170	9.192	0.694	75.96	55.900	9
6	171	J	5 Cameron BROWN	Kawasaki NINJA 300 -	9	8:39.958	13.980	4.788	75.27	55.982	3
7	68	J	6 Lucca ALLEN	Kawasaki NINJA 300 - Mark Allen Autosmart	9	8:43.685	17.707	3.727	74.73	56.964	4
8	14	S	2 Tony DAVIES	Kawasaki NINJA 300 - 3D Racing	9	8:49.339	23.361	5.654	73.93	57.401	7
9	24	S	3 Darren STOLTON	Kawasaki NINJA 300 -	9	8:50.398	24.420	1.059	73.78	57.362	7
10	43	S	4 Colin HALL	Kawasaki NINJA 300 - simply saab	9	8:50.876	24.898	0.478	73.72	57.568	7
11	65	S	5 Konrad BREESE	Kawasaki NINJA 300 - STIHL Racing	8	7:58.475	1 Lap	1 Lap	72.70	58.539	6
12	17	J	7 Charlotte MARCUZZO	Kawasaki NINJA 300 -	8	8:02.750	1 Lap	4.275	72.06	58.628	3
13	16	J	8 Harry COOPER	Kawasaki NINJA 300 -	8	8:03.196	1 Lap	0.446	71.99	58.734	3
14	77	J	9 Joe WHITE	Kawasaki NINJA 300 - Just In Graphics / MZ Contra	8	8:03.529	1 Lap	0.333	71.94	58.188	6
15	38	S	6 Bob COUCHMAN	Kawasaki NINJA 300 - Pinky Janey	8	8:03.601	1 Lap	0.072	71.93	58.871	5
16	48	S	7 Kevin SABBARTON	Kawasaki NINJA 300 - Karen Castle Opticians	8	8:11.918	1 Lap	8.317	70.72	59.950	7
17	74	J	10 Finn SMART-WEEDEN	Kawasaki NINJA 300 - Mum and Dad	8	8:12.440	1 Lap	0.522	70.64	59.958	6
18	99	S	8 Scot CHRISTIE	Kawasaki NINJA 300 -	8	8:50.908	1 Lap	38.468	65.52	1:04.296	6
19	50	J	11 Fred MCMULLAN	Kawasaki NINJA 300 -	8	8:53.227	1 Lap	2.319	65.24	1:04.393	7
20	27	S	9 Andrew BUTTERS	Kawasaki NINJA 300 -	8	8:53.402	1 Lap	0.175	65.22	1:04.101	7
21	71	S	10 Karie HENLY	Kawasaki NINJA 300 - Thomas Racing	8	8:54.823	1 Lap	1.421	65.04	1:04.480	3
22	32*	S	11 John MACKNESS	Kawasaki NINJA 300 - Salisbury Cleaners	7	8:01.426	2 Laps	1 Lap	63.22	1:05.192	7

NOT CLASSIFIED

DNF	707	J	Sam SPALDING	Kawasaki NINJA 250SP - Decky Contracts Ltd	7	7:46.427	2 Laps		65.26	1:04.442	6
-----	-----	---	--------------	--	---	----------	--------	--	-------	----------	---

FASTEST LAP

46	J	Ash BARNES	Kawasaki NINJA 300 - BARNEYRACING	6	54.824	79.31 mph	127.65 kph
6	S	Martin COOPER	Kawasaki NINJA 300 -	9	55.900	77.79 mph	125.19 kph

*Bike 32 - 10 Second Penalty due to Jump Start
 Class J - 92.5% of Race Speed = 71.54 mph
 Class S - 92.5% of Race Speed = 70.26 mph

Weather / Track : Cloudy / Dry

These results are provisional until the conclusion of any judicial and technical matters.

Brands Hatch Indy

Circuit Length = 1.2079 miles

Start: 12:13 Flag 12:21 End: 12:24

Clerk Of Course :	Steward :	Timekeeper :
-------------------	-----------	--------------

Results can be found at www.tsl-timing.com

Printed - 12:25 Saturday, 05 October 2019



BMCRC - MRO Championships 2019 - Rnd 9 @ Brands Hatch Indy

ACU Team Green Junior & Senior 300

RACE 3 - LAP CHART

LAP 1 @ 12:14:29.411

NO	BEHIND	LAP TIME
46		1:02.748
44	0.033	1:02.781
3	0.052	1:02.800
808	0.576	1:03.324
68	1.227	1:03.975
6	1.630	1:04.378
14	2.372	1:05.120
43	2.952	1:05.700
171	3.157	1:05.905
24	3.229	1:05.977
17	4.874	1:07.622
65	4.914	1:07.662
16	5.198	1:07.946
77	5.348	1:08.096
38	5.706	1:08.454
48	6.784	1:09.532
74	7.519	1:10.267
99	10.638	1:13.386
27	10.994	1:13.742
32	12.889	1:15.637
707	13.032	1:15.780
71	13.333	1:16.081
50	13.820	1:16.568

LAP 2 @ 12:15:25.798

NO	BEHIND	LAP TIME
46		56.387
3	0.031	56.366
44	0.414	56.768
808	0.640	56.451
68	1.870	57.030
6	2.086	56.843
14	3.950	57.965
171	4.020	57.250
43	4.891	58.326
24	5.020	58.178
65	7.664	59.137
17	8.086	59.599
16	8.615	59.804
77	8.768	59.807
38	8.864	59.545
48	11.530	1:01.133
74	11.971	1:00.839
27	20.518	1:05.911
99	20.602	1:06.351
32	23.151	1:06.649
707	23.290	1:06.645
71	23.304	1:06.358
50	24.007	1:06.574

LAP 3 @ 12:16:21.442

NO	BEHIND	LAP TIME
3		55.613
46	0.074	55.718
44	0.508	55.738
808	0.869	55.873
6	3.019	56.577
68	3.531	57.305
171	4.358	55.982
14	6.251	57.945
43	7.039	57.792

Weather / Track : Cloudy / Dry

Results can be found at www.tsl-timing.com

24	7.062	57.686
65	10.800	58.780
17	11.070	58.628
16	11.705	58.734
77	11.858	58.734
38	12.648	59.428
48	16.458	1:00.572
74	17.075	1:00.748
99	30.810	1:05.852
27	31.235	1:06.361
71	32.140	1:04.480
707	32.704	1:05.058
32	33.188	1:05.681
50	33.824	1:05.461

LAP 4 @ 12:17:16.999

NO	BEHIND	LAP TIME
3		55.557
46	0.055	55.538
44	0.467	55.516
808	1.245	55.933
6	3.722	56.260
68	4.938	56.964
171	5.035	56.234
14	8.906	58.212
43	9.135	57.653
24	9.290	57.785
65	13.955	58.712
17	14.695	59.182
16	15.316	59.168
38	16.532	59.441
77	17.745	1:01.444
48	21.429	1:00.528
74	21.972	1:00.454
27	41.029	1:05.351
99	41.104	1:05.851
707	41.819	1:04.672
71	42.183	1:05.600
50	42.797	1:04.530
32	44.013	1:06.382

LAP 5 @ 12:18:12.128

NO	BEHIND	LAP TIME
46		55.074
3	0.161	55.290
44	0.863	55.525
808	3.122	57.006
6	4.652	56.059
68	6.841	57.032
171	7.079	57.173
14	11.614	57.837
43	11.987	57.981
24	12.116	57.955
65	17.379	58.553
17	19.308	59.742
16	19.402	59.215
38	20.274	58.871
77	21.416	58.800
48	26.299	59.999
74	26.919	1:00.076
99	51.678	1:05.703
27	51.922	1:06.022
707	52.001	1:05.311
50	52.550	1:04.882

71	53.722	1:06.668
32	54.137	1:05.253

LAP 6 @ 12:19:06.952

NO	BEHIND	LAP TIME
46		54.824
3	0.363	55.026
44	1.445	55.406
808	4.169	55.871
6	6.021	56.193
171	9.001	56.746
68	9.413	57.396
14	14.617	57.827
24	14.907	57.615
43	15.037	57.874
65	21.094	58.539
17	23.660	59.176
16	23.935	59.357
38	24.522	59.072
77	24.780	58.188
48	31.550	1:00.075
74	32.053	59.958

LAP 7 @ 12:20:02.520

NO	BEHIND	LAP TIME
46		55.568
3	1.981	57.186
44	2.145	56.268
99	1 Lap	1:04.296
707	1 Lap	1:04.442
808	6.062	57.461
6	6.833	56.380
27	1 Lap	1:05.491
50	1 Lap	1:05.039
71	1 Lap	1:05.609
171	9.741	56.308
32	1 Lap	1:06.632
68	11.260	57.415
14	16.450	57.401
24	16.701	57.362
43	17.037	57.568
65	24.069	58.543
17	27.871	59.779
16	28.228	59.861
77	28.460	59.248
38	28.505	59.551
48	35.932	59.950
74	36.516	1:00.031

LAP 8 @ 12:20:57.650

NO	BEHIND	LAP TIME
46		55.130
3	1.878	55.027
44	2.277	55.262
808	7.286	56.354
6	8.283	56.580
171	12.840	58.229
99	1 Lap	1:04.527
68	15.356	59.226
707	1 Lap	1:04.519
27	1 Lap	1:04.101
50	1 Lap	1:04.393
71	1 Lap	1:04.699

14	19.050	57.730
24	19.907	58.336
43	20.272	58.365
32	1 Lap	1:05.192
65	27.488	58.549
17	31.763	59.022
16	32.209	59.111
77	32.542	59.212
38	32.614	59.239
48	40.931	1:00.129
74	41.453	1:00.067

LAP 9 @ 12:21:52.641

NO	BEHIND	LAP TIME
46		54.991
3	2.583	55.696
44	2.944	55.658
808	8.498	56.203
6	9.192	55.900
171	13.980	56.131
68	17.707	57.342
14	23.361	59.302
24	24.420	59.504
43	24.898	59.617
99	1 Lap	1:04.942
50	1 Lap	1:05.780
27	1 Lap	1:06.423
71	1 Lap	1:05.328

Brands Hatch Indy

Circuit Length = 1.2079 miles

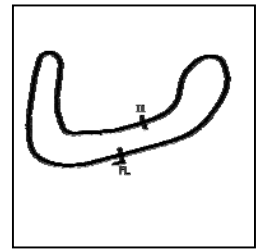
Start: 12:13 Flag 12:21 End: 12:24

Printed - 12:26 Saturday, 05 October 2019

BMCRC - MRO Championships 2019 - Rnd 9 @ Brands Hatch Indy

ACU Team Green Junior & Senior 300

RACE 3 - SECTOR ANALYSIS



SECTOR 1 = FL to I1, SECTOR 2 = I1 to FL, DIFF = Difference To Personal Best Lap, P = Crossed Finish Line in Pit Lane, D = Time Disallowed

P1 46 J Ash BARNES		Kawasaki NINJA 300 - BARNEYRACING				
IDEAL LAP TIME : 54.824		BEST LAP TIME : 54.824		DIFFERENCE : 0.000		
LAP	SECTOR 1	SECTOR 2	LAP TIME	MPH	DIFF	TIME OF DAY
1 -		22.887	1:02.748	69.30	7.924	12:14:29.411
2 -	33.672	22.715	56.387	77.12	1.563	12:15:25.798
3 -	33.127	22.591	55.718	78.04	0.894	12:16:21.516
4 -	33.064	22.474	55.538	78.29	0.714	12:17:17.054
5 -	32.812	22.262	55.074 (3)	78.95	0.250	12:18:12.128
6 -	32.689	22.135	54.824 (1)	79.31		12:19:06.952
7 -	33.241	22.327	55.568	78.25	0.744	12:20:02.520
8 -	32.867	22.263	55.130	78.87	0.306	12:20:57.650
9 -	32.710	22.281	54.991 (2)	79.07	0.167	12:21:52.641

P2 3 J Lewis JONES		Kawasaki NINJA 300 - 151 s				
IDEAL LAP TIME : 54.927		BEST LAP TIME : 55.026		DIFFERENCE : 0.099		
LAP	SECTOR 1	SECTOR 2	LAP TIME	MPH	DIFF	TIME OF DAY
1 -		22.777	1:02.800	69.24	7.774	12:14:29.463
2 -	33.661	22.705	56.366	77.14	1.340	12:15:25.829
3 -	33.373	22.240	55.613	78.19	0.587	12:16:21.442
4 -	33.330	22.227	55.557	78.27	0.531	12:17:16.999
5 -	33.000	22.290	55.290 (3)	78.65	0.264	12:18:12.289
6 -	32.939	22.087	55.026 (1)	79.02		12:19:07.315
7 -	34.880	22.306	57.186	76.04	2.160	12:20:04.501
8 -	32.840	22.187	55.027 (2)	79.02	0.001	12:20:59.528
9 -	33.239	22.457	55.696	78.07	0.670	12:21:55.224

P3 44 J Elliot DUFTON		Kawasaki NINJA 300 - Dad/Held/Torfx				
IDEAL LAP TIME : 55.133		BEST LAP TIME : 55.262		DIFFERENCE : 0.129		
LAP	SECTOR 1	SECTOR 2	LAP TIME	MPH	DIFF	TIME OF DAY
1 -		22.892	1:02.781	69.26	7.519	12:14:29.444
2 -	33.849	22.919	56.768	76.60	1.506	12:15:26.212
3 -	33.193	22.545	55.738	78.01	0.476	12:16:21.950
4 -	33.060	22.456	55.516 (3)	78.33	0.254	12:17:17.466
5 -	32.846	22.679	55.525	78.31	0.263	12:18:12.991
6 -	33.034	22.372	55.406 (2)	78.48	0.144	12:19:08.397
7 -	33.598	22.670	56.268	77.28	1.006	12:20:04.665
8 -	32.975	22.287	55.262 (1)	78.69		12:20:59.927
9 -	32.979	22.679	55.658	78.13	0.396	12:21:55.585

P4 808 J Mason JOHNSON		Kawasaki NINJA 300 - D&D Racing				
IDEAL LAP TIME : 55.582		BEST LAP TIME : 55.871		DIFFERENCE : 0.289		
LAP	SECTOR 1	SECTOR 2	LAP TIME	MPH	DIFF	TIME OF DAY
1 -		22.789	1:03.324	68.67	7.453	12:14:29.987
2 -	33.857	22.594	56.451	77.03	0.580	12:15:26.438
3 -	33.485	22.388	55.873 (2)	77.83	0.002	12:16:22.311
4 -	33.375	22.558	55.933 (3)	77.74	0.062	12:17:18.244
5 -	34.379	22.627	57.006	76.28	1.135	12:18:15.250
6 -	33.194	22.677	55.871 (1)	77.83		12:19:11.121
7 -	33.839	23.622	57.461	75.67	1.590	12:20:08.582
8 -	33.667	22.687	56.354	77.16	0.483	12:21:04.936
9 -	33.363	22.840	56.203	77.37	0.332	12:22:01.139

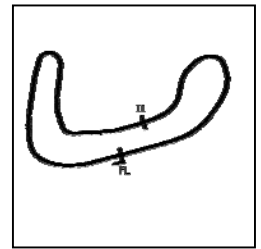
Weather / Track : Cloudy / Dry

Brands Hatch Indy
Circuit Length = 1.2079 miles
Start: 12:13 Flag 12:21 End: 12:24

BMCRC - MRO Championships 2019 - Rnd 9 @ Brands Hatch Indy

ACU Team Green Junior & Senior 300

RACE 3 - SECTOR ANALYSIS



SECTOR 1 = FL to I1, SECTOR 2 = I1 to FL, DIFF = Difference To Personal Best Lap, P = Crossed Finish Line in Pit Lane, D = Time Disallowed

P5		6 S		Martin COOPER		Kawasaki NINJA 300 -	
IDEAL LAP TIME : 55.817		BEST LAP TIME : 55.900		DIFFERENCE : 0.083			
LAP	SECTOR 1	SECTOR 2	LAP TIME	MPH	DIFF	TIME OF DAY	
1 -		22.855	1:04.378	67.54	8.478	12:14:31.041	
2 -	33.842	23.001	56.843	76.50	0.943	12:15:27.884	
3 -	33.817	22.760	56.577	76.86	0.677	12:16:24.461	
4 -	33.589	22.671	56.260	77.29	0.360	12:17:20.721	
5 -	33.346	22.713	56.059 (2)	77.57	0.159	12:18:16.780	
6 -	33.323	22.870	56.193 (3)	77.38	0.293	12:19:12.973	
7 -	33.363	23.017	56.380	77.13	0.480	12:20:09.353	
8 -	33.850	22.730	56.580	76.85	0.680	12:21:05.933	
9 -	33.146	22.754	55.900 (1)	77.79		12:22:01.833	

P6		171 J		Cameron BROWN		Kawasaki NINJA 300 -	
IDEAL LAP TIME : 55.636		BEST LAP TIME : 55.982		DIFFERENCE : 0.346			
LAP	SECTOR 1	SECTOR 2	LAP TIME	MPH	DIFF	TIME OF DAY	
1 -		23.338	1:05.905	65.98	9.923	12:14:32.568	
2 -	34.446	22.804	57.250	75.95	1.268	12:15:29.818	
3 -	33.603	22.379	55.982 (1)	77.67		12:16:25.800	
4 -	33.380	22.854	56.234 (3)	77.33	0.252	12:17:22.034	
5 -	34.143	23.030	57.173	76.06	1.191	12:18:19.207	
6 -	34.087	22.659	56.746	76.63	0.764	12:19:15.953	
7 -	33.257	23.051	56.308	77.22	0.326	12:20:12.261	
8 -	34.899	23.330	58.229	74.68	2.247	12:21:10.490	
9 -	33.448	22.683	56.131 (2)	77.47	0.149	12:22:06.621	

P7		68 J		Lucca ALLEN		Kawasaki NINJA 300 - Mark Allen Autosmart	
IDEAL LAP TIME : 56.684		BEST LAP TIME : 56.964		DIFFERENCE : 0.280			
LAP	SECTOR 1	SECTOR 2	LAP TIME	MPH	DIFF	TIME OF DAY	
1 -		22.789	1:03.975	67.97	7.011	12:14:30.638	
2 -	33.895	23.135	57.030 (2)	76.25	0.066	12:15:27.668	
3 -	34.510	22.795	57.305	75.88	0.341	12:16:24.973	
4 -	34.028	22.936	56.964 (1)	76.33		12:17:21.937	
5 -	34.044	22.988	57.032 (3)	76.24	0.068	12:18:18.969	
6 -	34.434	22.962	57.396	75.76	0.432	12:19:16.365	
7 -	34.334	23.081	57.415	75.73	0.451	12:20:13.780	
8 -	35.415	23.811	59.226	73.42	2.262	12:21:13.006	
9 -	34.305	23.037	57.342	75.83	0.378	12:22:10.348	

P8		14 S		Tony DAVIES		Kawasaki NINJA 300 - 3D Racing	
IDEAL LAP TIME : 57.401		BEST LAP TIME : 57.401		DIFFERENCE : 0.000			
LAP	SECTOR 1	SECTOR 2	LAP TIME	MPH	DIFF	TIME OF DAY	
1 -		23.542	1:05.120	66.77	7.719	12:14:31.783	
2 -	34.503	23.462	57.965	75.02	0.564	12:15:29.748	
3 -	34.307	23.638	57.945	75.04	0.544	12:16:27.693	
4 -	34.612	23.600	58.212	74.70	0.811	12:17:25.905	
5 -	34.449	23.388	57.837	75.18	0.436	12:18:23.742	
6 -	34.349	23.478	57.827 (3)	75.20	0.426	12:19:21.569	
7 -	34.212	23.189	57.401 (1)	75.75		12:20:18.970	
8 -	34.266	23.464	57.730 (2)	75.32	0.329	12:21:16.700	
9 -	35.230	24.072	59.302	73.32	1.901	12:22:16.002	

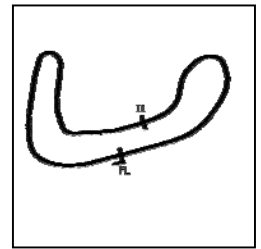
Weather / Track : Cloudy / Dry

Brands Hatch Indy
Circuit Length = 1.2079 miles
Start: 12:13 Flag 12:21 End: 12:24

BMCRC - MRO Championships 2019 - Rnd 9 @ Brands Hatch Indy

ACU Team Green Junior & Senior 300

RACE 3 - SECTOR ANALYSIS



SECTOR 1 = FL to I1, SECTOR 2 = I1 to FL, DIFF = Difference To Personal Best Lap, P = Crossed Finish Line in Pit Lane, D = Time Disallowed

P9 24 S		Darren STOLTON		Kawasaki NINJA 300 -		
IDEAL LAP TIME : 57.290		BEST LAP TIME : 57.362		DIFFERENCE : 0.072		
LAP	SECTOR 1	SECTOR 2	LAP TIME	MPH	DIFF	TIME OF DAY
1 -		23.581	1:05.977	65.91	8.615	12:14:32.640
2 -	34.678	23.500	58.178	74.74	0.816	12:15:30.818
3 -	34.446	23.240	57.686 (3)	75.38	0.324	12:16:28.504
4 -	34.432	23.353	57.785	75.25	0.423	12:17:26.289
5 -	34.636	23.319	57.955	75.03	0.593	12:18:24.244
6 -	34.255	23.360	57.615 (2)	75.47	0.253	12:19:21.859
7 -	34.327	23.035	57.362 (1)	75.80		12:20:19.221
8 -	34.726	23.610	58.336	74.54	0.974	12:21:17.557
9 -	34.736	24.768	59.504	73.08	2.142	12:22:17.061

P10 43 S		Colin HALL		Kawasaki NINJA 300 - simply saab		
IDEAL LAP TIME : 57.406		BEST LAP TIME : 57.568		DIFFERENCE : 0.162		
LAP	SECTOR 1	SECTOR 2	LAP TIME	MPH	DIFF	TIME OF DAY
1 -		23.718	1:05.700	66.18	8.132	12:14:32.363
2 -	34.628	23.698	58.326	74.55	0.758	12:15:30.689
3 -	34.204	23.588	57.792 (3)	75.24	0.224	12:16:28.481
4 -	34.157	23.496	57.653 (2)	75.42	0.085	12:17:26.134
5 -	34.548	23.433	57.981	75.00	0.413	12:18:24.115
6 -	34.162	23.712	57.874	75.13	0.306	12:19:21.989
7 -	34.319	23.249	57.568 (1)	75.53		12:20:19.557
8 -	34.545	23.820	58.365	74.50	0.797	12:21:17.922
9 -	34.532	25.085	59.617	72.94	2.049	12:22:17.539

P11 65 S		Konrad BREESE		Kawasaki NINJA 300 - STIHL Racing		
IDEAL LAP TIME : 58.446		BEST LAP TIME : 58.539		DIFFERENCE : 0.093		
LAP	SECTOR 1	SECTOR 2	LAP TIME	MPH	DIFF	TIME OF DAY
1 -		24.038	1:07.662	64.26	9.123	12:14:34.325
2 -	35.235	23.902	59.137	73.53	0.598	12:15:33.462
3 -	35.042	23.738	58.780	73.98	0.241	12:16:32.242
4 -	34.907	23.805	58.712	74.06	0.173	12:17:30.954
5 -	34.795	23.758	58.553	74.26	0.014	12:18:29.507
6 -	34.888	23.651	58.539 (1)	74.28		12:19:28.046
7 -	34.877	23.666	58.543 (2)	74.28	0.004	12:20:26.589
8 -	34.847	23.702	58.549 (3)	74.27	0.010	12:21:25.138

P12 17 J		Charlotte MARCUZZO		Kawasaki NINJA 300 -		
IDEAL LAP TIME : 58.628		BEST LAP TIME : 58.628		DIFFERENCE : 0.000		
LAP	SECTOR 1	SECTOR 2	LAP TIME	MPH	DIFF	TIME OF DAY
1 -		24.358	1:07.622	64.30	8.994	12:14:34.285
2 -	35.766	23.833	59.599	72.96	0.971	12:15:33.884
3 -	34.978	23.650	58.628 (1)	74.17		12:16:32.512
4 -	35.322	23.860	59.182	73.47	0.554	12:17:31.694
5 -	35.756	23.986	59.742	72.78	1.114	12:18:31.436
6 -	35.362	23.814	59.176 (3)	73.48	0.548	12:19:30.612
7 -	35.836	23.943	59.779	72.74	1.151	12:20:30.391
8 -	35.219	23.803	59.022 (2)	73.67	0.394	12:21:29.413

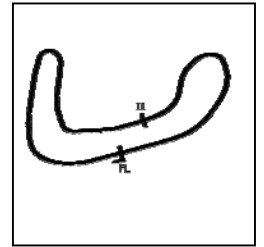
Weather / Track : Cloudy / Dry

Brands Hatch Indy
Circuit Length = 1.2079 miles
Start: 12:13 Flag 12:21 End: 12:24

BMCRC - MRO Championships 2019 - Rnd 9 @ Brands Hatch Indy

ACU Team Green Junior & Senior 300

RACE 3 - SECTOR ANALYSIS



SECTOR 1 = FL to I1, SECTOR 2 = I1 to FL, DIFF = Difference To Personal Best Lap, P = Crossed Finish Line in Pit Lane, D = Time Disallowed

P13 16 J Harry COOPER		Kawasaki NINJA 300 -				
IDEAL LAP TIME : 58.704		BEST LAP TIME : 58.734		DIFFERENCE : 0.030		
LAP	SECTOR 1	SECTOR 2	LAP TIME	MPH	DIFF	TIME OF DAY
1 -		24.162	1:07.946	64.00	9.212	12:14:34.609
2 -	35.900	23.904	59.804	72.71	1.070	12:15:34.413
3 -	34.959	23.775	58.734 (1)	74.03		12:16:33.147
4 -	35.214	23.954	59.168 (3)	73.49	0.434	12:17:32.315
5 -	35.296	23.919	59.215	73.43	0.481	12:18:31.530
6 -	35.612	23.745	59.357	73.26	0.623	12:19:30.887
7 -	35.849	24.012	59.861	72.64	1.127	12:20:30.748
8 -	35.337	23.774	59.111 (2)	73.56	0.377	12:21:29.859

P14 77 J Joe WHITE		Kawasaki NINJA 300 - Just In Graphics / MZ Contracts				
IDEAL LAP TIME : 58.188		BEST LAP TIME : 58.188		DIFFERENCE : 0.000		
LAP	SECTOR 1	SECTOR 2	LAP TIME	MPH	DIFF	TIME OF DAY
1 -		24.053	1:08.096	63.85	9.908	12:14:34.759
2 -	36.062	23.745	59.807	72.71	1.619	12:15:34.566
3 -	35.223	23.511	58.734 (2)	74.03	0.546	12:16:33.300
4 -	35.396	26.048	1:01.444	70.77	3.256	12:17:34.744
5 -	35.675	23.125	58.800 (3)	73.95	0.612	12:18:33.544
6 -	35.166	23.022	58.188 (1)	74.73		12:19:31.732
7 -	35.598	23.650	59.248	73.39	1.060	12:20:30.980
8 -	35.855	23.357	59.212	73.44	1.024	12:21:30.192

P15 38 S Bob COUCHMAN		Kawasaki NINJA 300 - Pinky Janey				
IDEAL LAP TIME : 58.762		BEST LAP TIME : 58.871		DIFFERENCE : 0.109		
LAP	SECTOR 1	SECTOR 2	LAP TIME	MPH	DIFF	TIME OF DAY
1 -		24.199	1:08.454	63.52	9.583	12:14:35.117
2 -	35.526	24.019	59.545	73.03	0.674	12:15:34.662
3 -	35.770	23.658	59.428	73.17	0.557	12:16:34.090
4 -	35.152	24.289	59.441	73.15	0.570	12:17:33.531
5 -	35.261	23.610	58.871 (1)	73.86		12:18:32.402
6 -	35.322	23.750	59.072 (2)	73.61	0.201	12:19:31.474
7 -	35.417	24.134	59.551	73.02	0.680	12:20:31.025
8 -	35.361	23.878	59.239 (3)	73.40	0.368	12:21:30.264

P16 48 S Kevin SABBARTON		Kawasaki NINJA 300 - Karen Castle Opticians				
IDEAL LAP TIME : 59.676		BEST LAP TIME : 59.950		DIFFERENCE : 0.274		
LAP	SECTOR 1	SECTOR 2	LAP TIME	MPH	DIFF	TIME OF DAY
1 -		24.542	1:09.532	62.54	9.582	12:14:36.195
2 -	36.659	24.474	1:01.133	71.13	1.183	12:15:37.328
3 -	36.073	24.499	1:00.572	71.79	0.622	12:16:37.900
4 -	36.103	24.425	1:00.528	71.84	0.578	12:17:38.428
5 -	35.955	24.044	59.999 (2)	72.47	0.049	12:18:38.427
6 -	35.942	24.133	1:00.075 (3)	72.38	0.125	12:19:38.502
7 -	35.632	24.318	59.950 (1)	72.53		12:20:38.452
8 -	35.680	24.449	1:00.129	72.32	0.179	12:21:38.581

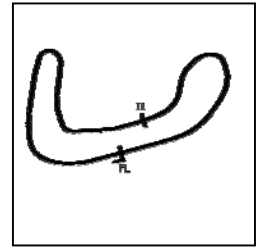
Weather / Track : Cloudy / Dry

Brands Hatch Indy
Circuit Length = 1.2079 miles
Start: 12:13 Flag 12:21 End: 12:24

BMCRC - MRO Championships 2019 - Rnd 9 @ Brands Hatch Indy

ACU Team Green Junior & Senior 300

RACE 3 - SECTOR ANALYSIS



SECTOR 1 = FL to I1, SECTOR 2 = I1 to FL, DIFF = Difference To Personal Best Lap, P = Crossed Finish Line in Pit Lane, D = Time Disallowed

P17	74 J	Finn SMART-WEEDEN	Kawasaki NINJA 300 - Mum and Dad			
IDEAL LAP TIME : 59.496		BEST LAP TIME : 59.958	DIFFERENCE : 0.462			

LAP	SECTOR 1	SECTOR 2	LAP TIME	MPH	DIFF	TIME OF DAY
1 -		24.719	1:10.267	61.88	10.309	12:14:36.930
2 -	36.590	24.249	1:00.839	71.47	0.881	12:15:37.769
3 -	36.197	24.551	1:00.748	71.58	0.790	12:16:38.517
4 -	35.997	24.457	1:00.454	71.93	0.496	12:17:38.971
5 -	36.053	24.023	1:00.076	72.38	0.118	12:18:39.047
6 -	35.736	24.222	59.958 (1)	72.52		12:19:39.005
7 -	35.473	24.558	1:00.031 (2)	72.43	0.073	12:20:39.036
8 -	35.639	24.428	1:00.067 (3)	72.39	0.109	12:21:39.103

P18	99 S	Scot CHRISTIE	Kawasaki NINJA 300 -			
IDEAL LAP TIME : 1:04.190		BEST LAP TIME : 1:04.296	DIFFERENCE : 0.106			

LAP	SECTOR 1	SECTOR 2	LAP TIME	MPH	DIFF	TIME OF DAY
1 -		26.134	1:13.386	59.25	9.090	12:14:40.049
2 -	39.740	26.611	1:06.351	65.53	2.055	12:15:46.400
3 -	39.277	26.575	1:05.852	66.03	1.556	12:16:52.252
4 -	38.957	26.894	1:05.851	66.03	1.555	12:17:58.103
5 -	39.932	25.771	1:05.703	66.18	1.407	12:19:03.806
6 -	38.527	25.769	1:04.296 (1)	67.63		12:20:08.102
7 -	38.421	26.106	1:04.527 (2)	67.39	0.231	12:21:12.629
8 -	38.937	26.005	1:04.942 (3)	66.96	0.646	12:22:17.571

P19	50 J	Fred MCMULLAN	Kawasaki NINJA 300 -			
IDEAL LAP TIME : 1:03.847		BEST LAP TIME : 1:04.393	DIFFERENCE : 0.546			

LAP	SECTOR 1	SECTOR 2	LAP TIME	MPH	DIFF	TIME OF DAY
1 -		26.367	1:16.568	56.79	12.175	12:14:43.231
2 -	40.158	26.416	1:06.574	65.31	2.181	12:15:49.805
3 -	39.296	26.165	1:05.461	66.43	1.068	12:16:55.266
4 -	38.986	25.544	1:04.530 (2)	67.38	0.137	12:17:59.796
5 -	38.832	26.050	1:04.882 (3)	67.02	0.489	12:19:04.678
6 -	39.175	25.864	1:05.039	66.86	0.646	12:20:09.717
7 -	38.479	25.914	1:04.393 (1)	67.53		12:21:14.110
8 -	38.303	27.477	1:05.780	66.10	1.387	12:22:19.890

P20	27 S	Andrew BUTTERS	Kawasaki NINJA 300 -			
IDEAL LAP TIME : 1:04.101		BEST LAP TIME : 1:04.101	DIFFERENCE : 0.000			

LAP	SECTOR 1	SECTOR 2	LAP TIME	MPH	DIFF	TIME OF DAY
1 -		25.854	1:13.742	58.97	9.641	12:14:40.405
2 -	39.607	26.304	1:05.911	65.97	1.810	12:15:46.316
3 -	40.019	26.342	1:06.361	65.52	2.260	12:16:52.677
4 -	38.872	26.479	1:05.351 (2)	66.54	1.250	12:17:58.028
5 -	39.801	26.221	1:06.022	65.86	1.921	12:19:04.050
6 -	39.574	25.917	1:05.491 (3)	66.40	1.390	12:20:09.541
7 -	38.480	25.621	1:04.101 (1)	67.83		12:21:13.642
8 -	38.559	27.864	1:06.423	65.46	2.322	12:22:20.065

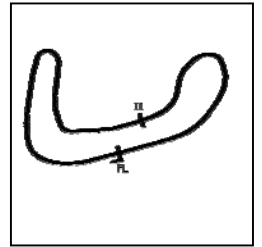
Weather / Track : Cloudy / Dry

Brands Hatch Indy
Circuit Length = 1.2079 miles
Start: 12:13 Flag 12:21 End: 12:24

BMCRC - MRO Championships 2019 - Rnd 9 @ Brands Hatch Indy

ACU Team Green Junior & Senior 300

RACE 3 - SECTOR ANALYSIS



SECTOR 1 = FL to I1, SECTOR 2 = I1 to FL, DIFF = Difference To Personal Best Lap, P = Crossed Finish Line in Pit Lane, D = Time Disallowed

P21 71 S		Karie HENLY		Kawasaki NINJA 300 - Thomas Racing			
IDEAL LAP TIME : 1:04.328		BEST LAP TIME : 1:04.480		DIFFERENCE : 0.152			
LAP	SECTOR 1	SECTOR 2	LAP TIME	MPH	DIFF	TIME OF DAY	
1 -		26.819	1:16.081	57.15	11.601	12:14:42.744	
2 -	40.033	26.325	1:06.358	65.53	1.878	12:15:49.102	
3 -	38.422	26.058	1:04.480 (1)	67.44		12:16:53.582	
4 -	39.131	26.469	1:05.600	66.28	1.120	12:17:59.182	
5 -	39.808	26.860	1:06.668	65.22	2.188	12:19:05.850	
6 -	38.763	26.846	1:05.609	66.28	1.129	12:20:11.459	
7 -	38.793	25.906	1:04.699 (2)	67.21	0.219	12:21:16.158	
8 -	38.920	26.408	1:05.328 (3)	66.56	0.848	12:22:21.486	

P22 32 S		John MACKNESS		Kawasaki NINJA 300 - Salisbury Cleaners			
IDEAL LAP TIME : 1:04.760		BEST LAP TIME : 1:05.192		DIFFERENCE : 0.432			
LAP	SECTOR 1	SECTOR 2	LAP TIME	MPH	DIFF	TIME OF DAY	
1 -		26.665	1:15.637	57.49	10.445	12:14:42.300	
2 -	40.136	26.513	1:06.649	65.24	1.457	12:15:48.949	
3 -	39.703	25.978	1:05.681 (3)	66.20	0.489	12:16:54.630	
4 -	40.451	25.931	1:06.382	65.50	1.190	12:18:01.012	
5 -	39.572	25.681	1:05.253 (2)	66.64	0.061	12:19:06.265	
6 -	40.550	26.082	1:06.632	65.26	1.440	12:20:12.897	
7 -	39.079	26.113	1:05.192 (1)	66.70		12:21:18.089	

P23 707 J		Sam SPALDING		Kawasaki NINJA 250SP - Decky Contracts Ltd			
IDEAL LAP TIME : 1:03.965		BEST LAP TIME : 1:04.442		DIFFERENCE : 0.477			
LAP	SECTOR 1	SECTOR 2	LAP TIME	MPH	DIFF	TIME OF DAY	
1 -		26.605	1:15.780	57.38	11.338	12:14:42.443	
2 -	40.340	26.305	1:06.645	65.25	2.203	12:15:49.088	
3 -	38.844	26.214	1:05.058	66.84	0.616	12:16:54.146	
4 -	38.653	26.019	1:04.672 (3)	67.24	0.230	12:17:58.818	
5 -	39.594	25.717	1:05.311	66.58	0.869	12:19:04.129	
6 -	38.830	25.612	1:04.442 (1)	67.48		12:20:08.571	
7 -	38.353	26.166	1:04.519 (2)	67.40	0.077	12:21:13.090	

BMCRC - MRO Championships 2019 - Rnd 9 @ Brands Hatch Indy

ACU Team Green Junior & Senior 300

RACE 3 - BEST SECTORS

SECTOR 1			SECTOR 2			IDEAL / BEST COMPARISON						
POS	NO	NAME	TIME	NO	NAME	TIME	POS	NO	NAME	IDEAL	BEST	DIFF
									PERFECT LAP	54.776		
1	46	BARNES	32.689	3	JONES	22.087	1	46	BARNES	54.824	54.824	0.000
2	3	JONES	32.840	46	BARNES	22.135	2	3	JONES	54.927	55.026	0.099
3	44	DUFTON	32.846	44	DUFTON	22.287	3	44	DUFTON	55.133	55.262	0.129
4	6	COOPER	33.146	171	BROWN	22.379	4	808	JOHNSON	55.582	55.871	0.289
5	808	JOHNSON	33.194	808	JOHNSON	22.388	5	171	BROWN	55.636	55.982	0.346
6	171	BROWN	33.257	6	COOPER	22.671	6	6	COOPER	55.817	55.900	0.083
7	68	ALLEN	33.895	68	ALLEN	22.789	7	68	ALLEN	56.684	56.964	0.280
8	43	HALL	34.157	77	WHITE	23.022	8	24	STOLTON	57.290	57.362	0.072
9	14	DAVIES	34.212	24	STOLTON	23.035	9	14	DAVIES	57.401	57.401	0.000
10	24	STOLTON	34.255	14	DAVIES	23.189	10	43	HALL	57.406	57.568	0.162
11	65	BREESE	34.795	43	HALL	23.249	11	77	WHITE	58.188	58.188	0.000
12	16	COOPER	34.959	38	COUCHMAN	23.610	12	65	BREESE	58.446	58.539	0.093
13	17	MARCUZZO	34.978	17	MARCUZZO	23.650	13	17	MARCUZZO	58.628	58.628	0.000
14	38	COUCHMAN	35.152	65	BREESE	23.651	14	16	COOPER	58.704	58.734	0.030
15	77	WHITE	35.166	16	COOPER	23.745	15	38	COUCHMAN	58.762	58.871	0.109
16	74	SMART-WEEDEN	35.473	74	SMART-WEEDEN	24.023	16	74	SMART-WEEDEN	59.496	59.958	0.462
17	48	SABBARTON	35.632	48	SABBARTON	24.044	17	48	SABBARTON	59.676	59.950	0.274
18	50	MCMULLAN	38.303	50	MCMULLAN	25.544	18	50	MCMULLAN	1:03.847	1:04.393	0.546
19	707	SPALDING	38.353	707	SPALDING	25.612	19	707	SPALDING	1:03.965	1:04.442	0.477
20	99	CHRISTIE	38.421	27	BUTTERS	25.621	20	27	BUTTERS	1:04.101	1:04.101	0.000
21	71	HENLY	38.422	32	MACKNESS	25.681	21	99	CHRISTIE	1:04.190	1:04.296	0.106
22	27	BUTTERS	38.480	99	CHRISTIE	25.769	22	71	HENLY	1:04.328	1:04.480	0.152
23	32	MACKNESS	39.079	71	HENLY	25.906	23	32	MACKNESS	1:04.760	1:05.192	0.432

Weather / Track : Cloudy / Dry

Results can be found at www.tsl-timing.com

Brands Hatch Indy
Circuit Length = 1.2079 miles
Start: 12:13 Flag 12:21 End: 12:24

Printed - 12:26 Saturday, 05 October 2019

BMCRC - MRO Championships 2019 - Rnd 9 @ Brands Hatch Indy

ACU Team Green Junior & Senior 300

RACE 3 - STATISTICS

Competitors Started 23
Planned Start 2019-10-05 @ 12:10:00.000
Actual Start 2019-10-05 @ 12:13:26.662
Finish Time 2019-10-05 @ 12:21:52.640
Track Length 1.2079mi.
Total Laps 192
Total Distance Covered 231.9255mi.

Session Fastest Lap History

NO	CL	NAME	LAP TIME	TIME OF DAY	LAP	VEHICLE
46	J	Ash BARNES	56.387	12:15:25.799	2	Kawasaki NINJA 300
3	J	Lewis JONES	56.366	12:15:25.829	2	Kawasaki NINJA 300
3	J	Lewis JONES	55.613	12:16:21.458	3	Kawasaki NINJA 300
3	J	Lewis JONES	55.557	12:17:17.016	4	Kawasaki NINJA 300
46	J	Ash BARNES	55.538	12:17:17.054	4	Kawasaki NINJA 300
44	J	Elliot DUFTON	55.516	12:17:17.483	4	Kawasaki NINJA 300
46	J	Ash BARNES	55.074	12:18:12.129	5	Kawasaki NINJA 300
46	J	Ash BARNES	54.824	12:19:06.953	6	Kawasaki NINJA 300

Session Leader History

NO	CL	NAME	FROM LAP	LAPS LED	DISTANCE	VEHICLE
46	J	Ash BARNES	1	2	2.41 miles	Kawasaki NINJA 300
3	J	Lewis JONES	3	2	2.41 miles	Kawasaki NINJA 300
46	J	Ash BARNES	5	5	6.03 miles	Kawasaki NINJA 300

Flag History

TYPE	TIME OF DAY
GREEN	12:13:26.662
FINISH	12:21:52.640

Flag Statistics

TYPE	COUNT	TOTAL LAPS	TOTAL TIME
Green	1	9	11:06.285
Red	0	0	0.000
Safety Car	0	0	0.000
FCY	0	0	0.000

Weather / Track : Cloudy / Dry

These results are provisional until the conclusion of any judicial and technical matters.

Brands Hatch Indy

Circuit Length = 1.2079 miles

Start: 12:13 Flag 12:21 End: 12:24

Clerk Of Course :	Timekeeper :
-------------------	--------------

BMCRC - MRO Championships 2019 - Rnd 9 @ Brands Hatch Indy

ACU Team Green Junior & Senior 300

RACE 3 - STATISTICS

CLASS : J

12 Starters

Fastest Lap History

NO	NAME	LAP TIME	TIME OF DAY	LAP	VEHICLE
46	Ash BARNES	56.387	12:15:25.799	2	Kawasaki NINJA 300
3	Lewis JONES	56.366	12:15:25.829	2	Kawasaki NINJA 300
3	Lewis JONES	55.613	12:16:21.458	3	Kawasaki NINJA 300
3	Lewis JONES	55.557	12:17:17.016	4	Kawasaki NINJA 300
46	Ash BARNES	55.538	12:17:17.054	4	Kawasaki NINJA 300
44	Elliot DUFTON	55.516	12:17:17.483	4	Kawasaki NINJA 300
46	Ash BARNES	55.074	12:18:12.129	5	Kawasaki NINJA 300
46	Ash BARNES	54.824	12:19:06.953	6	Kawasaki NINJA 300

Leader History

NO	NAME	FROM LAP	LAPS LED	DISTANCE	VEHICLE
46	Ash BARNES	1	2	2.41 miles	Kawasaki NINJA 300
3	Lewis JONES	3	2	2.41 miles	Kawasaki NINJA 300
46	Ash BARNES	5	5	6.03 miles	Kawasaki NINJA 300

Weather / Track : Cloudy / Dry

These results are provisional until the conclusion of any judicial and technical matters.

Brands Hatch Indy

Circuit Length = 1.2079 miles

Start: 12:13 Flag 12:21 End: 12:24

Clerk Of Course :

Timekeeper :

BMCRC - MRO Championships 2019 - Rnd 9 @ Brands Hatch Indy

ACU Team Green Junior & Senior 300

RACE 3 - STATISTICS

CLASS : S

11 Starters

Fastest Lap History

NO	NAME	LAP TIME	TIME OF DAY	LAP	VEHICLE
6	Martin COOPER	56.843	12:15:27.900	2	Kawasaki NINJA 300
6	Martin COOPER	56.577	12:16:24.477	3	Kawasaki NINJA 300
6	Martin COOPER	56.260	12:17:20.737	4	Kawasaki NINJA 300
6	Martin COOPER	56.059	12:18:16.797	5	Kawasaki NINJA 300
6	Martin COOPER	55.900	12:22:01.849	9	Kawasaki NINJA 300

Leader History

NO	NAME	FROM LAP	LAPS LED	DISTANCE	VEHICLE
6	Martin COOPER	1	9	10.87 miles	Kawasaki NINJA 300

Weather / Track : Cloudy / Dry

These results are provisional until the conclusion of any judicial and technical matters.

Brands Hatch Indy

Circuit Length = 1.2079 miles

Start: 12:13 Flag 12:21 End: 12:24

Clerk Of Course :

Timekeeper :

BMCRC - MRO Championships 2019 - Rnd 9 @ Brands Hatch Indy

ACU Team Green Junior & Senior 300

RACE 14 - GRID (10 Laps)



ROW 9	26	617	Tom SPALDING	25	88	David COURT						
ROW 8	24	55	Harrison DESSOY	23	32	John MACKNESS	1:05.192	22	71	Karie HENLY	1:04.480	
ROW 7	21	707	Sam SPALDING	20	50	Fred MCMULLAN	1:04.442	19	99	Scot CHRISTIE	1:04.393	1:04.296
ROW 6	18	27	Andrew BUTTERS	17	74	Finn SMART-WEEDEN	59.958	16	48	Kevin SABBARTON	59.950	
ROW 5	15	38	Bob COUCHMAN	14	16	Harry COOPER	58.871	13	17	Charlotte MARCUZZO	58.734	58.628
ROW 4	12	65	Konrad BREESE	11	77	Joe WHITE	58.539	10	43	Colin HALL	58.188	57.568
ROW 3	9	14	Tony DAVIES	8	24	Darren STOLTON	57.401	7	68	Lucca ALLEN	57.362	56.964
ROW 2	6	171	Cameron BROWN	5	6	Martin COOPER	55.982	4	808	Mason JOHNSON	55.900	55.871
ROW 1	3	44	Elliot DUFTON	2	3	Lewis JONES	55.262	1	46	Ash BARNES	55.026	54.824
												Pole

Brands Hatch Indy
Circuit Length = 1.2079 miles

These results are provisional until the conclusion of any judicial and technical matters.

Clerk Of Course :	Steward :	Timekeeper :
-------------------	-----------	--------------

Results can be found at www.tsl-timing.com

Printed - 12:54 Saturday, 05 October 2019



BMCRC - MRO Championships 2019 - Rnd 9 @ Brands Hatch Indy

ACU Team Green Junior & Senior 300

RACE 14 - CLASSIFICATION - AMENDED



POS	NO	CL	PIC NAME	ENTRY	LAPS	TIME	GAP	DIFF	MPH	BEST	ON
1	46	J	1 Ash BARNES	Kawasaki NINJA 400 - BARNEYRACING	10	9:21.190			77.48	54.783	8
2	3	J	2 Lewis JONES	Kawasaki NINJA 300 - 151 s	10	9:21.323	0.133	0.133	77.47	54.728	8
3	44	J	3 Elliot DUFTON	Kawasaki NINJA 300 - Dad/Held/Torfx	10	9:21.323	0.133	0.000	77.47	54.539	8
4	808	J	4 Mason JOHNSON	Kawasaki NINJA 300 - D&D Racing	10	9:30.914	9.724	9.591	76.16	55.591	10
5	6	S	1 Martin COOPER	Kawasaki NINJA 300 -	10	9:31.505	10.315	0.591	76.09	55.793	3
6	171	J	5 Cameron BROWN	Kawasaki NINJA 300 -	10	9:31.659	10.469	0.154	76.06	55.358	10
7	14	S	2 Tony DAVIES	Kawasaki NINJA 300 - 3D Racing	10	9:49.458	28.268	17.799	73.77	57.429	7
8	43	S	3 Colin HALL	Kawasaki NINJA 300 - simply saab	10	9:50.241	29.051	0.783	73.67	57.573	10
9	24	S	4 Darren STOLTON	Kawasaki NINJA 300 -	10	9:54.507	33.317	4.266	73.14	57.628	7
10	55	J	6 Harrison DESSOY	Kawasaki NINJA 400 - Eastern Garage Racing	10	9:56.001	34.811	1.494	72.96	58.191	8
11	68*	J	7 Lucca ALLEN	Kawasaki NINJA 300 - Mark Allen Autosmart	10	9:57.122	35.932	1.121	72.82	57.442	7
12	65	S	5 Konrad BREESE	Kawasaki NINJA 300 - STIHL Racing	10	10:00.267	39.077	3.145	72.44	58.534	8
13	17	J	8 Charlotte MARCUZZO	Kawasaki NINJA 300 -	10	10:03.623	42.433	3.356	72.04	59.064	6
14	16	J	9 Harry COOPER	Kawasaki NINJA 300 -	10	10:03.752	42.562	0.129	72.02	59.063	5
15	77	J	10 Joe WHITE	Kawasaki NINJA 300 - Just In Graphics / MZ Contra	10	10:03.845	42.655	0.093	72.01	59.017	6
16	38	S	6 Bob COUCHMAN	Kawasaki NINJA 300 - Pinky Janey	10	10:13.003	51.813	9.158	70.93	59.526	3
17	617	S	7 Tom SPALDING	Kawasaki NINJA 300 - Decky Contracts Ltd	10	10:17.431	56.241	4.428	70.43	59.973	6
18	48	S	8 Kevin SABBARTON	Kawasaki NINJA 300 - Karen Castle Opticians	10	10:17.550	56.360	0.119	70.41	1:00.268	10
19	74	J	11 Finn SMART-WEEDEN	Kawasaki NINJA 300 - Mum and Dad	10	10:21.960	1:00.770	4.410	69.91	1:00.352	2
20	71	S	9 Karie HENLY	Kawasaki NINJA 300 - Thomas Racing	9	10:01.303	1 Lap	1 Lap	65.08	1:04.653	8
21	50	J	12 Fred MCMULLAN	Kawasaki NINJA 300 -	9	10:01.642	1 Lap	0.339	65.05	1:04.305	9
22	99	S	10 Scot CHRISTIE	Kawasaki NINJA 300 -	9	10:03.146	1 Lap	1.504	64.88	1:04.855	9
23	32	S	11 John MACKNESS	Kawasaki NINJA 300 - Salisbury Cleaners	9	10:03.282	1 Lap	0.136	64.87	1:04.845	9
24	27	S	12 Andrew BUTTERS	Kawasaki NINJA 300 -	9	10:10.619	1 Lap	7.337	64.09	1:06.468	8

FASTEST LAP

44	J	Elliot DUFTON	Kawasaki NINJA 300 - Dad/Held/Torfx	8	54.539	79.73 mph	128.31 kph
6	S	Martin COOPER	Kawasaki NINJA 300 -	3	55.793	77.94 mph	125.43 kph

*Bike 68 - 10 Second Penalty due to Jump Start.

Class J - 92.5% of Race Speed = 71.66 mph

Class S - 92.5% of Race Speed = 70.38 mph

Weather / Track : Cloudy / Dry

These results are provisional until the conclusion of any judicial and technical matters.

Brands Hatch Indy

Circuit Length = 1.2079 miles

Start: 16:33 Flag 16:43 End: 16:44

Clerk Of Course :	Steward :	Timekeeper :
-------------------	-----------	--------------

Results can be found at www.tsl-timing.com

Printed - 16:47 Saturday, 05 October 2019



BMCRC - MRO Championships 2019 - Rnd 9 @ Brands Hatch Indy

ACU Team Green Junior & Senior 300

RACE 14 - LAP CHART

LAP 1 @ 16:34:57.858		
NO	BEHIND	LAP TIME

3		1:02.196
46	0.007	1:02.203
44	0.750	1:02.946
808	1.317	1:03.513
6	1.615	1:03.811
68	2.804	1:05.000
171	2.948	1:05.144
24	3.931	1:06.127
14	4.552	1:06.748
43	4.939	1:07.135
65	5.418	1:07.614
17	5.893	1:08.089
55	5.955	1:08.151
16	6.628	1:08.824
77	6.696	1:08.892
48	7.422	1:09.618
74	9.151	1:11.347
617	9.210	1:11.406
38	9.649	1:11.845
99	11.661	1:13.857
27	12.587	1:14.783
50	12.852	1:15.048
32	13.639	1:15.835
71	16.838	1:19.034

LAP 2 @ 16:35:53.484		
NO	BEHIND	LAP TIME

46		55.619
3	0.038	55.664
44	0.801	55.677
808	1.800	56.109
6	2.016	56.027
171	4.621	57.299
68	4.893	57.715
24	6.785	58.480
43	7.318	58.005
14	7.576	58.650
65	8.838	59.046
55	10.013	59.684
17	10.175	59.908
16	10.545	59.543
77	10.769	59.699
48	12.671	1:00.875
74	13.877	1:00.352
617	15.219	1:01.635
38	15.275	1:01.252
99	22.670	1:06.635
50	23.201	1:05.975
27	23.663	1:06.702
32	23.792	1:05.779
71	26.253	1:05.041

LAP 3 @ 16:36:49.324		
NO	BEHIND	LAP TIME

46		55.840
3	0.016	55.818
44	0.297	55.336
808	1.809	55.849
6	1.969	55.793
171	5.145	56.364
68	6.549	57.496

43	9.579	58.101
24	9.742	58.797
14	10.088	58.352
65	12.285	59.287
55	12.853	58.680
17	14.088	59.753
77	14.287	59.358
16	14.365	59.660
48	18.137	1:01.306
74	18.815	1:00.778
38	18.961	59.526
617	20.353	1:00.974
99	33.316	1:06.486
50	33.578	1:06.217
27	34.764	1:06.941
32	34.998	1:07.046
71	35.152	1:04.739

LAP 4 @ 16:37:44.372		
NO	BEHIND	LAP TIME

46		55.048
3	0.066	55.098
44	0.688	55.439
808	2.761	56.000
6	3.022	56.101
171	6.087	55.990
68	9.361	57.860
43	12.808	58.277
24	13.015	58.321
14	13.299	58.259
65	16.279	59.042
55	16.809	59.004
17	18.436	59.396
16	18.683	59.366
77	18.834	59.595
48	24.128	1:01.039
38	24.290	1:00.377
74	25.104	1:01.337
617	26.113	1:00.808
99	45.109	1:06.841
50	45.520	1:06.990
32	45.822	1:05.872
71	45.986	1:05.882
27	46.991	1:07.275

LAP 5 @ 16:38:39.914		
NO	BEHIND	LAP TIME

3		55.476
46	0.180	55.722
44	0.199	55.053
808	3.182	55.963
6	3.390	55.910
171	6.453	55.908
68	11.753	57.934
43	15.493	58.227
24	15.703	58.230
14	15.989	58.232
55	19.518	58.251
65	19.669	58.932
16	22.204	59.063
17	22.562	59.668
77	22.753	59.461
48	29.002	1:00.416
38	29.183	1:00.435

74	30.103	1:00.541
617	30.579	1:00.008
99	55.792	1:06.225
71	55.872	1:05.428

LAP 6 @ 16:39:35.958		
NO	BEHIND	LAP TIME

46		55.864
50	1 Lap	1:06.224
3	0.286	56.330
32	1 Lap	1:06.069
44	0.519	56.364
27	1 Lap	1:07.014
808	3.679	56.541
6	3.861	56.515
171	6.191	55.782
68	14.239	58.530
43	17.328	57.879
14	17.787	57.842
24	18.159	58.500
55	21.738	58.264
65	23.183	59.558
16	25.332	59.172
17	25.582	59.064
77	25.726	59.017
48	33.502	1:00.544
38	33.660	1:00.521
74	34.446	1:00.387
617	34.508	59.973

LAP 7 @ 16:40:30.881		
NO	BEHIND	LAP TIME

46		54.923
3	0.236	54.873
44	0.840	55.244
6	7.496	58.558
808	7.780	59.024
171	9.408	58.140
71	1 Lap	1:05.491
99	1 Lap	1:05.938
50	1 Lap	1:06.054
32	1 Lap	1:05.950
27	1 Lap	1:07.509
68	16.758	57.442
14	20.293	57.429
43	20.735	58.330
24	20.864	57.628
55	25.150	58.335
65	26.881	58.621
16	30.390	59.981
17	30.513	59.854
77	30.543	59.740
38	38.532	59.795
48	39.396	1:00.817
617	39.968	1:00.383
74	40.123	1:00.600

LAP 8 @ 16:41:25.664		
NO	BEHIND	LAP TIME

46		54.783
3	0.181	54.728
44	0.596	54.539
6	9.154	56.441

808	9.313	56.316
171	10.675	56.050
68	21.390	59.415
71	1 Lap	1:05.931
99	1 Lap	1:05.830
50	1 Lap	1:05.622
32	1 Lap	1:05.741
14	22.965	57.455
43	23.958	58.006
24	25.196	59.115
27	1 Lap	1:07.410
55	28.558	58.191
65	30.632	58.534
16	34.829	59.222
17	35.008	59.278
77	35.147	59.387
38	43.388	59.639
617	46.180	1:00.995
48	46.333	1:01.720
74	47.398	1:02.058

LAP 9 @ 16:42:21.226		
NO	BEHIND	LAP TIME

3		55.381
44	0.161	55.127
46	0.240	55.802
808	9.759	56.008
6	10.093	56.501
171	10.737	55.624
68	23.535	57.707
14	26.273	58.870
43	27.104	58.708
24	29.900	1:00.266
71	1 Lap	1:04.653
50	1 Lap	1:05.207
55	32.181	59.185
99	1 Lap	1:06.479
32	1 Lap	1:06.145
65	35.224	1:00.154
27	1 Lap	1:06.468
16	38.613	59.346
17	38.799	59.353
77	39.219	59.634
38	47.682	59.856
617	51.204	1:00.586
48	51.718	1:00.947
74	53.242	1:01.406

LAP 10 @ 16:43:16.852		
NO	BEHIND	LAP TIME

46		55.386
3	0.133	55.759
44	0.133	55.598
808	9.724	55.591
6	10.315	55.848
171	10.469	55.358
68	25.932	58.023
14	28.268	57.621
43	29.051	57.573
24	33.317	59.043
55	34.811	58.256
65	39.077	59.479
71	1 Lap	1:05.104
50	1 Lap	1:04.305

99	1 Lap	1:04.855
32	1 Lap	1:04.845
17	42.433	59.260
16	42.562	59.575
77	42.655	59.062
27	1 Lap	1:06.517
38	51.813	59.757
617	56.241	1:00.663
48	56.360	1:00.268
74	1:00.770	1:03.154

Weather / Track : Cloudy / Dry

Brands Hatch Indy
Circuit Length = 1.2079 miles
Start: 16:33 Flag 16:43 End: 16:44

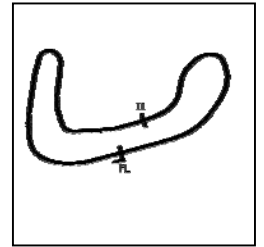
Results can be found at www.tsl-timing.com

Printed - 16:50 Saturday, 05 October 2019

BMCRC - MRO Championships 2019 - Rnd 9 @ Brands Hatch Indy

ACU Team Green Junior & Senior 300

RACE 14 - SECTOR ANALYSIS



SECTOR 1 = FL to I1, SECTOR 2 = I1 to FL, DIFF = Difference To Personal Best Lap, P = Crossed Finish Line in Pit Lane, D = Time Disallowed

P1 46 J Ash BARNES		Kawasaki NINJA 400 - BARNEYRACING				
IDEAL LAP TIME : 54.674		BEST LAP TIME : 54.783		DIFFERENCE : 0.109		
LAP	SECTOR 1	SECTOR 2	LAP TIME	MPH	DIFF	TIME OF DAY
1 -		22.571	1:02.203	69.90	7.420	16:34:57.865
2 -	33.288	22.331	55.619	78.18	0.836	16:35:53.484
3 -	33.224	22.616	55.840	77.87	1.057	16:36:49.324
4 -	32.760	22.288	55.048 (3)	78.99	0.265	16:37:44.372
5 -	33.241	22.481	55.722	78.04	0.939	16:38:40.094
6 -	33.271	22.593	55.864	77.84	1.081	16:39:35.958
7 -	32.820	22.103	54.923 (2)	79.17	0.140	16:40:30.881
8 -	32.571	22.212	54.783 (1)	79.37		16:41:25.664
9 -	33.266	22.536	55.802	77.92	1.019	16:42:21.466
10 -	33.096	22.290	55.386	78.51	0.603	16:43:16.852

P2 3 J Lewis JONES		Kawasaki NINJA 300 - 151 s				
IDEAL LAP TIME : 54.574		BEST LAP TIME : 54.728		DIFFERENCE : 0.154		
LAP	SECTOR 1	SECTOR 2	LAP TIME	MPH	DIFF	TIME OF DAY
1 -		22.424	1:02.196	69.91	7.468	16:34:57.858
2 -	33.424	22.240	55.664	78.12	0.936	16:35:53.522
3 -	32.987	22.831	55.818	77.90	1.090	16:36:49.340
4 -	32.917	22.181	55.098 (3)	78.92	0.370	16:37:44.438
5 -	33.038	22.438	55.476	78.38	0.748	16:38:39.914
6 -	33.726	22.604	56.330	77.19	1.602	16:39:36.244
7 -	32.841	22.032	54.873 (2)	79.24	0.145	16:40:31.117
8 -	32.542	22.186	54.728 (1)	79.45		16:41:25.845
9 -	32.888	22.493	55.381	78.52	0.653	16:42:21.226
10 -	33.483	22.276	55.759	77.98	1.031	16:43:16.985

P3 44 J Elliot DUFTON		Kawasaki NINJA 300 - Dad/Held/Torfx				
IDEAL LAP TIME : 54.539		BEST LAP TIME : 54.539		DIFFERENCE : 0.000		
LAP	SECTOR 1	SECTOR 2	LAP TIME	MPH	DIFF	TIME OF DAY
1 -		22.717	1:02.946	69.08	8.407	16:34:58.608
2 -	33.226	22.451	55.677	78.10	1.138	16:35:54.285
3 -	32.804	22.532	55.336	78.58	0.797	16:36:49.621
4 -	33.046	22.393	55.439	78.43	0.900	16:37:45.060
5 -	32.763	22.290	55.053 (2)	78.98	0.514	16:38:40.113
6 -	33.521	22.843	56.364	77.15	1.825	16:39:36.477
7 -	32.800	22.444	55.244	78.71	0.705	16:40:31.721
8 -	32.446	22.093	54.539 (1)	79.73		16:41:26.260
9 -	32.814	22.313	55.127 (3)	78.88	0.588	16:42:21.387
10 -	33.120	22.478	55.598	78.21	1.059	16:43:16.985

P4 808 J Mason JOHNSON		Kawasaki NINJA 300 - D&D Racing				
IDEAL LAP TIME : 55.536		BEST LAP TIME : 55.591		DIFFERENCE : 0.055		
LAP	SECTOR 1	SECTOR 2	LAP TIME	MPH	DIFF	TIME OF DAY
1 -		22.795	1:03.513	68.46	7.922	16:34:59.175
2 -	33.439	22.670	56.109	77.50	0.518	16:35:55.284
3 -	33.169	22.680	55.849 (2)	77.86	0.258	16:36:51.133
4 -	33.297	22.703	56.000	77.65	0.409	16:37:47.133
5 -	33.281	22.682	55.963 (3)	77.70	0.372	16:38:43.096
6 -	33.728	22.813	56.541	76.91	0.950	16:39:39.637
7 -	35.702	23.322	59.024	73.67	3.433	16:40:38.661
8 -	33.686	22.630	56.316	77.21	0.725	16:41:34.977
9 -	33.390	22.618	56.008	77.64	0.417	16:42:30.985
10 -	33.224	22.367	55.591 (1)	78.22		16:43:26.576

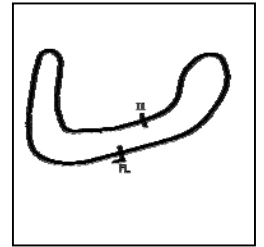
Weather / Track : Cloudy / Dry

Brands Hatch Indy
Circuit Length = 1.2079 miles
Start: 16:33 Flag 16:43 End: 16:44

BMCRC - MRO Championships 2019 - Rnd 9 @ Brands Hatch Indy

ACU Team Green Junior & Senior 300

RACE 14 - SECTOR ANALYSIS



SECTOR 1 = FL to I1, SECTOR 2 = I1 to FL, DIFF = Difference To Personal Best Lap, P = Crossed Finish Line in Pit Lane, D = Time Disallowed

P5		6 S		Martin COOPER		Kawasaki NINJA 300 -	
IDEAL LAP TIME : 55.680		BEST LAP TIME : 55.793		DIFFERENCE : 0.113			
LAP	SECTOR 1	SECTOR 2	LAP TIME	MPH	DIFF	TIME OF DAY	
1 -		22.871	1:03.811	68.14	8.018	16:34:59.473	
2 -	33.410	22.617	56.027	77.61	0.234	16:35:55.500	
3 -	33.206	22.587	55.793 (1)	77.94		16:36:51.293	
4 -	33.537	22.564	56.101	77.51	0.308	16:37:47.394	
5 -	33.279	22.631	55.910 (3)	77.77	0.117	16:38:43.304	
6 -	33.696	22.819	56.515	76.94	0.722	16:39:39.819	
7 -	35.003	23.555	58.558	74.26	2.765	16:40:38.377	
8 -	33.619	22.822	56.441	77.04	0.648	16:41:34.818	
9 -	33.779	22.722	56.501	76.96	0.708	16:42:31.319	
10 -	33.116	22.732	55.848 (2)	77.86	0.055	16:43:27.167	

P6		171 J		Cameron BROWN		Kawasaki NINJA 300 -	
IDEAL LAP TIME : 55.209		BEST LAP TIME : 55.358		DIFFERENCE : 0.149			
LAP	SECTOR 1	SECTOR 2	LAP TIME	MPH	DIFF	TIME OF DAY	
1 -		23.083	1:05.144	66.75	9.786	16:35:00.806	
2 -	34.327	22.972	57.299	75.89	1.941	16:35:58.105	
3 -	33.567	22.797	56.364	77.15	1.006	16:36:54.469	
4 -	33.286	22.704	55.990	77.66	0.632	16:37:50.459	
5 -	33.272	22.636	55.908	77.78	0.550	16:38:46.367	
6 -	33.207	22.575	55.782 (3)	77.95	0.424	16:39:42.149	
7 -	33.781	24.359	58.140	74.79	2.782	16:40:40.289	
8 -	33.467	22.583	56.050	77.58	0.692	16:41:36.339	
9 -	33.220	22.404	55.624 (2)	78.17	0.266	16:42:31.963	
10 -	32.805	22.553	55.358 (1)	78.55		16:43:27.321	

P7		14 S		Tony DAVIES		Kawasaki NINJA 300 - 3D Racing	
IDEAL LAP TIME : 57.134		BEST LAP TIME : 57.429		DIFFERENCE : 0.295			
LAP	SECTOR 1	SECTOR 2	LAP TIME	MPH	DIFF	TIME OF DAY	
1 -		23.880	1:06.748	65.14	9.319	16:35:02.410	
2 -	35.190	23.460	58.650	74.14	1.221	16:36:01.060	
3 -	34.644	23.708	58.352	74.52	0.923	16:36:59.412	
4 -	34.594	23.665	58.259	74.64	0.830	16:37:57.671	
5 -	34.693	23.539	58.232	74.67	0.803	16:38:55.903	
6 -	34.425	23.417	57.842	75.18	0.413	16:39:53.745	
7 -	34.020	23.409	57.429 (1)	75.72		16:40:51.174	
8 -	34.341	23.114	57.455 (2)	75.68	0.026	16:41:48.629	
9 -	35.517	23.353	58.870	73.86	1.441	16:42:47.499	
10 -	34.332	23.289	57.621 (3)	75.46	0.192	16:43:45.120	

P8		43 S		Colin HALL		Kawasaki NINJA 300 - simply saab	
IDEAL LAP TIME : 57.573		BEST LAP TIME : 57.573		DIFFERENCE : 0.000			
LAP	SECTOR 1	SECTOR 2	LAP TIME	MPH	DIFF	TIME OF DAY	
1 -		23.980	1:07.135	64.77	9.562	16:35:02.797	
2 -	34.510	23.495	58.005 (3)	74.96	0.432	16:36:00.802	
3 -	34.465	23.636	58.101	74.84	0.528	16:36:58.903	
4 -	34.677	23.600	58.277	74.61	0.704	16:37:57.180	
5 -	34.707	23.520	58.227	74.68	0.654	16:38:55.407	
6 -	34.370	23.509	57.879 (2)	75.13	0.306	16:39:53.286	
7 -	34.531	23.799	58.330	74.55	0.757	16:40:51.616	
8 -	34.392	23.614	58.006	74.96	0.433	16:41:49.622	
9 -	35.318	23.390	58.708	74.07	1.135	16:42:48.330	
10 -	34.209	23.364	57.573 (1)	75.53		16:43:45.903	

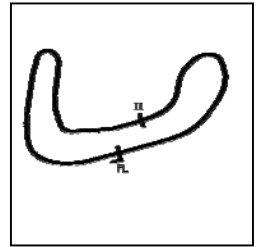
Weather / Track : Cloudy / Dry

Brands Hatch Indy
Circuit Length = 1.2079 miles
Start: 16:33 Flag 16:43 End: 16:44

BMCRC - MRO Championships 2019 - Rnd 9 @ Brands Hatch Indy

ACU Team Green Junior & Senior 300

RACE 14 - SECTOR ANALYSIS



SECTOR 1 = FL to I1, SECTOR 2 = I1 to FL, DIFF = Difference To Personal Best Lap, P = Crossed Finish Line in Pit Lane, D = Time Disallowed

P9 24 S		Darren STOLTON		Kawasaki NINJA 300 -		
IDEAL LAP TIME : 57.464		BEST LAP TIME : 57.628		DIFFERENCE : 0.164		
LAP	SECTOR 1	SECTOR 2	LAP TIME	MPH	DIFF	TIME OF DAY
1 -		23.368	1:06.127	65.76	8.499	16:35:01.789
2 -	35.012	23.468	58.480	74.36	0.852	16:36:00.269
3 -	35.130	23.667	58.797	73.95	1.169	16:36:59.066
4 -	34.855	23.466	58.321 (3)	74.56	0.693	16:37:57.387
5 -	34.614	23.616	58.230 (2)	74.67	0.602	16:38:55.617
6 -	34.676	23.824	58.500	74.33	0.872	16:39:54.117
7 -	34.096	23.532	57.628 (1)	75.45		16:40:51.745
8 -	35.184	23.931	59.115	73.56	1.487	16:41:50.860
9 -	36.307	23.959	1:00.266	72.15	2.638	16:42:51.126
10 -	35.188	23.855	59.043	73.65	1.415	16:43:50.169

P10 55 J		Harrison DESOY		Kawasaki NINJA 400 - Eastern Garage Racing		
IDEAL LAP TIME : 57.908		BEST LAP TIME : 58.191		DIFFERENCE : 0.283		
LAP	SECTOR 1	SECTOR 2	LAP TIME	MPH	DIFF	TIME OF DAY
1 -		23.878	1:08.151	63.80	9.960	16:35:03.813
2 -	35.828	23.856	59.684	72.86	1.493	16:36:03.497
3 -	35.268	23.412	58.680	74.10	0.489	16:37:02.177
4 -	35.501	23.503	59.004	73.70	0.813	16:38:01.181
5 -	34.901	23.350	58.251 (2)	74.65	0.060	16:38:59.432
6 -	34.788	23.476	58.264	74.63	0.073	16:39:57.696
7 -	34.830	23.505	58.335	74.54	0.144	16:40:56.031
8 -	34.701	23.490	58.191 (1)	74.72		16:41:54.222
9 -	35.491	23.694	59.185	73.47	0.994	16:42:53.407
10 -	35.049	23.207	58.256 (3)	74.64	0.065	16:43:51.663

P11 68 J		Lucca ALLEN		Kawasaki NINJA 300 - Mark Allen Autosmart		
IDEAL LAP TIME : 57.344		BEST LAP TIME : 57.442		DIFFERENCE : 0.098		
LAP	SECTOR 1	SECTOR 2	LAP TIME	MPH	DIFF	TIME OF DAY
1 -		23.175	1:05.000	66.90	7.558	16:35:00.662
2 -	34.690	23.025	57.715	75.34	0.273	16:35:58.377
3 -	34.322	23.174	57.496 (2)	75.63	0.054	16:36:55.873
4 -	34.689	23.171	57.860	75.15	0.418	16:37:53.733
5 -	34.796	23.138	57.934	75.06	0.492	16:38:51.667
6 -	34.336	24.194	58.530	74.29	1.088	16:39:50.197
7 -	34.420	23.022	57.442 (1)	75.70		16:40:47.639
8 -	34.518	24.897	59.415	73.19	1.973	16:41:47.054
9 -	34.410	23.297	57.707 (3)	75.35	0.265	16:42:44.761
10 -	34.681	23.342	58.023	74.94	0.581	16:43:42.784

P12 65 S		Konrad BREESE		Kawasaki NINJA 300 - STIHL Racing		
IDEAL LAP TIME : 58.464		BEST LAP TIME : 58.534		DIFFERENCE : 0.070		
LAP	SECTOR 1	SECTOR 2	LAP TIME	MPH	DIFF	TIME OF DAY
1 -		24.030	1:07.614	64.31	9.080	16:35:03.276
2 -	35.303	23.743	59.046	73.64	0.512	16:36:02.322
3 -	35.501	23.786	59.287	73.34	0.753	16:37:01.609
4 -	35.233	23.809	59.042	73.65	0.508	16:38:00.651
5 -	35.183	23.749	58.932 (3)	73.79	0.398	16:38:59.583
6 -	35.779	23.779	59.558	73.01	1.024	16:39:59.141
7 -	34.990	23.631	58.621 (2)	74.18	0.087	16:40:57.762
8 -	34.833	23.701	58.534 (1)	74.29		16:41:56.296
9 -	36.321	23.833	1:00.154	72.29	1.620	16:42:56.450
10 -	34.990	24.489	59.479	73.11	0.945	16:43:55.929

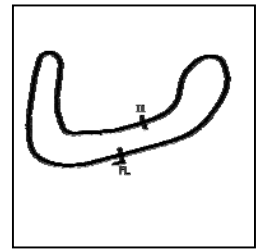
Weather / Track : Cloudy / Dry

Brands Hatch Indy
Circuit Length = 1.2079 miles
Start: 16:33 Flag 16:43 End: 16:44

BMCRC - MRO Championships 2019 - Rnd 9 @ Brands Hatch Indy

ACU Team Green Junior & Senior 300

RACE 14 - SECTOR ANALYSIS



SECTOR 1 = FL to I1, SECTOR 2 = I1 to FL, DIFF = Difference To Personal Best Lap, P = Crossed Finish Line in Pit Lane, D = Time Disallowed

P13 17 J		Charlotte MARCUZZO		Kawasaki NINJA 300 -		
IDEAL LAP TIME : 59.007		BEST LAP TIME : 59.064		DIFFERENCE : 0.057		
LAP	SECTOR 1	SECTOR 2	LAP TIME	MPH	DIFF	TIME OF DAY
1 -		24.038	1:08.089	63.86	9.025	16:35:03.751
2 -	35.746	24.162	59.908	72.58	0.844	16:36:03.659
3 -	35.740	24.013	59.753	72.77	0.689	16:37:03.412
4 -	35.514	23.882	59.396	73.21	0.332	16:38:02.808
5 -	36.040	23.628	59.668	72.88	0.604	16:39:02.476
6 -	35.490	23.574	59.064 (1)	73.62		16:40:01.540
7 -	35.958	23.896	59.854	72.65	0.790	16:41:01.394
8 -	35.673	23.605	59.278 (3)	73.35	0.214	16:42:00.672
9 -	35.575	23.778	59.353	73.26	0.289	16:43:00.025
10 -	35.433	23.827	59.260 (2)	73.38	0.196	16:43:59.285

P14 16 J		Harry COOPER		Kawasaki NINJA 300 -		
IDEAL LAP TIME : 58.947		BEST LAP TIME : 59.063		DIFFERENCE : 0.116		
LAP	SECTOR 1	SECTOR 2	LAP TIME	MPH	DIFF	TIME OF DAY
1 -		24.453	1:08.824	63.18	9.761	16:35:04.486
2 -	35.792	23.751	59.543	73.03	0.480	16:36:04.029
3 -	35.739	23.921	59.660	72.88	0.597	16:37:03.689
4 -	35.512	23.854	59.366	73.25	0.303	16:38:03.055
5 -	35.368	23.695	59.063 (1)	73.62		16:39:02.118
6 -	35.332	23.840	59.172 (2)	73.49	0.109	16:40:01.290
7 -	35.825	24.156	59.981	72.49	0.918	16:41:01.271
8 -	35.252	23.970	59.222 (3)	73.42	0.159	16:42:00.493
9 -	35.581	23.765	59.346	73.27	0.283	16:42:59.839
10 -	35.615	23.960	59.575	72.99	0.512	16:43:59.414

P15 77 J		Joe WHITE		Kawasaki NINJA 300 - Just In Graphics / MZ Contracts		
IDEAL LAP TIME : 58.698		BEST LAP TIME : 59.017		DIFFERENCE : 0.319		
LAP	SECTOR 1	SECTOR 2	LAP TIME	MPH	DIFF	TIME OF DAY
1 -		24.210	1:08.892	63.12	9.875	16:35:04.554
2 -	36.011	23.688	59.699	72.84	0.682	16:36:04.253
3 -	35.768	23.590	59.358 (3)	73.26	0.341	16:37:03.611
4 -	35.876	23.719	59.595	72.96	0.578	16:38:03.206
5 -	36.125	23.336	59.461	73.13	0.444	16:39:02.667
6 -	35.665	23.352	59.017 (1)	73.68		16:40:01.684
7 -	35.669	24.071	59.740	72.79	0.723	16:41:01.424
8 -	36.089	23.298	59.387	73.22	0.370	16:42:00.811
9 -	36.089	23.545	59.634	72.92	0.617	16:43:00.445
10 -	35.400	23.662	59.062 (2)	73.62	0.045	16:43:59.507

P16 38 S		Bob COUCHMAN		Kawasaki NINJA 300 - Pinky Janey		
IDEAL LAP TIME : 59.296		BEST LAP TIME : 59.526		DIFFERENCE : 0.230		
LAP	SECTOR 1	SECTOR 2	LAP TIME	MPH	DIFF	TIME OF DAY
1 -		25.742	1:11.845	60.52	12.319	16:35:07.507
2 -	36.777	24.475	1:01.252	70.99	1.726	16:36:08.759
3 -	35.382	24.144	59.526 (1)	73.05		16:37:08.285
4 -	36.107	24.270	1:00.377	72.02	0.851	16:38:08.662
5 -	36.352	24.083	1:00.435	71.95	0.909	16:39:09.097
6 -	36.321	24.200	1:00.521	71.85	0.995	16:40:09.618
7 -	35.346	24.449	59.795	72.72	0.269	16:41:09.413
8 -	35.689	23.950	59.639 (2)	72.91	0.113	16:42:09.052
9 -	35.669	24.187	59.856	72.65	0.330	16:43:08.908
10 -	35.651	24.106	59.757 (3)	72.77	0.231	16:44:08.665

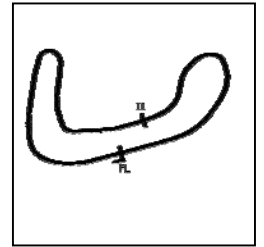
Weather / Track : Cloudy / Dry

Brands Hatch Indy
Circuit Length = 1.2079 miles
Start: 16:33 Flag 16:43 End: 16:44

BMCRC - MRO Championships 2019 - Rnd 9 @ Brands Hatch Indy

ACU Team Green Junior & Senior 300

RACE 14 - SECTOR ANALYSIS



SECTOR 1 = FL to I1, SECTOR 2 = I1 to FL, DIFF = Difference To Personal Best Lap, P = Crossed Finish Line in Pit Lane, D = Time Disallowed

P17 617 S Tom SPALDING		Kawasaki NINJA 300 - Decky Contracts Ltd				
IDEAL LAP TIME : 59.926		BEST LAP TIME : 59.973		DIFFERENCE : 0.047		
LAP	SECTOR 1	SECTOR 2	LAP TIME	MPH	DIFF	TIME OF DAY
1 -		25.635	1:11.406	60.89	11.433	16:35:07.068
2 -	36.970	24.665	1:01.635	70.55	1.662	16:36:08.703
3 -	36.548	24.426	1:00.974	71.31	1.001	16:37:09.677
4 -	36.539	24.269	1:00.808	71.51	0.835	16:38:10.485
5 -	36.008	24.000	1:00.008 (2)	72.46	0.035	16:39:10.493
6 -	35.971	24.002	59.973 (1)	72.50		16:40:10.466
7 -	35.926	24.457	1:00.383 (3)	72.01	0.410	16:41:10.849
8 -	35.940	25.055	1:00.995	71.29	1.022	16:42:11.844
9 -	36.224	24.362	1:00.586	71.77	0.613	16:43:12.430
10 -	36.089	24.574	1:00.663	71.68	0.690	16:44:13.093

P18 48 S Kevin SABBARTON		Kawasaki NINJA 300 - Karen Castle Opticians				
IDEAL LAP TIME : 1:00.260		BEST LAP TIME : 1:00.268		DIFFERENCE : 0.008		
LAP	SECTOR 1	SECTOR 2	LAP TIME	MPH	DIFF	TIME OF DAY
1 -		24.301	1:09.618	62.46	9.350	16:35:05.280
2 -	36.610	24.265	1:00.875	71.43	0.607	16:36:06.155
3 -	36.706	24.600	1:01.306	70.93	1.038	16:37:07.461
4 -	36.505	24.534	1:01.039	71.24	0.771	16:38:08.500
5 -	36.113	24.303	1:00.416 (2)	71.97	0.148	16:39:08.916
6 -	36.137	24.407	1:00.544 (3)	71.82	0.276	16:40:09.460
7 -	36.357	24.460	1:00.817	71.50	0.549	16:41:10.277
8 -	36.417	25.303	1:01.720	70.45	1.452	16:42:11.997
9 -	36.630	24.317	1:00.947	71.35	0.679	16:43:12.944
10 -	36.121	24.147	1:00.268 (1)	72.15		16:44:13.212

P19 74 J Finn SMART-WEEDEN		Kawasaki NINJA 300 - Mum and Dad				
IDEAL LAP TIME : 1:00.122		BEST LAP TIME : 1:00.352		DIFFERENCE : 0.230		
LAP	SECTOR 1	SECTOR 2	LAP TIME	MPH	DIFF	TIME OF DAY
1 -		25.414	1:11.347	60.94	10.995	16:35:07.009
2 -	36.127	24.225	1:00.352 (1)	72.05		16:36:07.361
3 -	35.945	24.833	1:00.778	71.54	0.426	16:37:08.139
4 -	36.567	24.770	1:01.337	70.89	0.985	16:38:09.476
5 -	36.052	24.489	1:00.541 (3)	71.82	0.189	16:39:10.017
6 -	35.934	24.453	1:00.387 (2)	72.01	0.035	16:40:10.404
7 -	35.897	24.703	1:00.600	71.75	0.248	16:41:11.004
8 -	36.270	25.788	1:02.058	70.07	1.706	16:42:13.062
9 -	36.888	24.518	1:01.406	70.81	1.054	16:43:14.468
10 -	37.222	25.932	1:03.154	68.85	2.802	16:44:17.622

P20 71 S Karie HENLY		Kawasaki NINJA 300 - Thomas Racing				
IDEAL LAP TIME : 1:04.379		BEST LAP TIME : 1:04.653		DIFFERENCE : 0.274		
LAP	SECTOR 1	SECTOR 2	LAP TIME	MPH	DIFF	TIME OF DAY
1 -		26.242	1:19.034	55.02	14.381	16:35:14.696
2 -	38.835	26.206	1:05.041 (3)	66.85	0.388	16:36:19.737
3 -	38.689	26.050	1:04.739 (2)	67.17	0.086	16:37:24.476
4 -	39.755	26.127	1:05.882	66.00	1.229	16:38:30.358
5 -	39.031	26.397	1:05.428	66.46	0.775	16:39:35.786
6 -	38.666	26.825	1:05.491	66.40	0.838	16:40:41.277
7 -	39.164	26.767	1:05.931	65.95	1.278	16:41:47.208
8 -	38.940	25.713	1:04.653 (1)	67.26		16:42:51.861
9 -	38.986	26.118	1:05.104	66.79	0.451	16:43:56.965

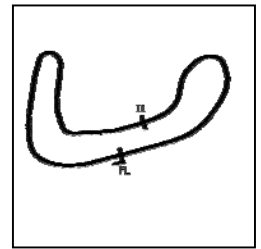
Weather / Track : Cloudy / Dry

Brands Hatch Indy
Circuit Length = 1.2079 miles
Start: 16:33 Flag 16:43 End: 16:44

BMCRC - MRO Championships 2019 - Rnd 9 @ Brands Hatch Indy

ACU Team Green Junior & Senior 300

RACE 14 - SECTOR ANALYSIS



SECTOR 1 = FL to I1, SECTOR 2 = I1 to FL, DIFF = Difference To Personal Best Lap, P = Crossed Finish Line in Pit Lane, D = Time Disallowed

P21 50 J		Fred MCMULLAN		Kawasaki NINJA 300 -		
IDEAL LAP TIME : 1:03.772		BEST LAP TIME : 1:04.305		DIFFERENCE : 0.533		
LAP	SECTOR 1	SECTOR 2	LAP TIME	MPH	DIFF	TIME OF DAY
1 -		26.522	1:15.048	57.94	10.743	16:35:10.710
2 -	39.463	26.512	1:05.975	65.91	1.670	16:36:16.685
3 -	39.491	26.726	1:06.217	65.67	1.912	16:37:22.902
4 -	40.319	26.671	1:06.990	64.91	2.685	16:38:29.892
5 -	39.963	26.261	1:06.224	65.66	1.919	16:39:36.116
6 -	39.930	26.124	1:06.054	65.83	1.749	16:40:42.170
7 -	39.023	26.599	1:05.622 (3)	66.26	1.317	16:41:47.792
8 -	39.674	25.533	1:05.207 (2)	66.68	0.902	16:42:52.999
9 -	38.239	26.066	1:04.305 (1)	67.62		16:43:57.304

P22 99 S		Scot CHRISTIE		Kawasaki NINJA 300 -		
IDEAL LAP TIME : 1:04.855		BEST LAP TIME : 1:04.855		DIFFERENCE : 0.000		
LAP	SECTOR 1	SECTOR 2	LAP TIME	MPH	DIFF	TIME OF DAY
1 -		26.166	1:13.857	58.87	9.002	16:35:09.519
2 -	39.892	26.743	1:06.635	65.26	1.780	16:36:16.154
3 -	39.822	26.664	1:06.486	65.40	1.631	16:37:22.640
4 -	40.102	26.739	1:06.841	65.05	1.986	16:38:29.481
5 -	39.631	26.594	1:06.225	65.66	1.370	16:39:35.706
6 -	39.396	26.542	1:05.938 (3)	65.94	1.083	16:40:41.644
7 -	39.296	26.534	1:05.830 (2)	66.05	0.975	16:41:47.474
8 -	40.378	26.101	1:06.479	65.41	1.624	16:42:53.953
9 -	38.917	25.938	1:04.855 (1)	67.05		16:43:58.808

P23 32 S		John MACKNESS		Kawasaki NINJA 300 - Salisbury Cleaners		
IDEAL LAP TIME : 1:04.845		BEST LAP TIME : 1:04.845		DIFFERENCE : 0.000		
LAP	SECTOR 1	SECTOR 2	LAP TIME	MPH	DIFF	TIME OF DAY
1 -		26.064	1:15.835	57.34	10.990	16:35:11.497
2 -	39.631	26.148	1:05.779 (3)	66.10	0.934	16:36:17.276
3 -	40.903	26.143	1:07.046	64.86	2.201	16:37:24.322
4 -	39.644	26.228	1:05.872	66.01	1.027	16:38:30.194
5 -	40.261	25.808	1:06.069	65.81	1.224	16:39:36.263
6 -	40.142	25.808	1:05.950	65.93	1.105	16:40:42.213
7 -	39.506	26.235	1:05.741 (2)	66.14	0.896	16:41:47.954
8 -	40.091	26.054	1:06.145	65.74	1.300	16:42:54.099
9 -	39.381	25.464	1:04.845 (1)	67.06		16:43:58.944

P24 27 S		Andrew BUTTERS		Kawasaki NINJA 300 -		
IDEAL LAP TIME : 1:06.257		BEST LAP TIME : 1:06.468		DIFFERENCE : 0.211		
LAP	SECTOR 1	SECTOR 2	LAP TIME	MPH	DIFF	TIME OF DAY
1 -		26.452	1:14.783	58.14	8.315	16:35:10.445
2 -	40.214	26.488	1:06.702 (3)	65.19	0.234	16:36:17.147
3 -	40.139	26.802	1:06.941	64.96	0.473	16:37:24.088
4 -	40.759	26.516	1:07.275	64.63	0.807	16:38:31.363
5 -	39.817	27.197	1:07.014	64.89	0.546	16:39:38.377
6 -	40.633	26.876	1:07.509	64.41	1.041	16:40:45.886
7 -	40.250	27.160	1:07.410	64.50	0.942	16:41:53.296
8 -	39.805	26.663	1:06.468 (1)	65.42		16:42:59.764
9 -	39.966	26.551	1:06.517 (2)	65.37	0.049	16:44:06.281

Weather / Track : Cloudy / Dry

Brands Hatch Indy
Circuit Length = 1.2079 miles
Start: 16:33 Flag 16:43 End: 16:44

BMCRC - MRO Championships 2019 - Rnd 9 @ Brands Hatch Indy

ACU Team Green Junior & Senior 300

RACE 14 - BEST SECTORS

SECTOR 1			SECTOR 2			IDEAL / BEST COMPARISON						
POS	NO	NAME	TIME	NO	NAME	TIME	POS	NO	NAME	IDEAL	BEST	DIFF
									PERFECT LAP	54.478		
1	44	DUFTON	32.446	3	JONES	22.032	1	44	DUFTON	54.539	54.539	0.000
2	3	JONES	32.542	44	DUFTON	22.093	2	3	JONES	54.574	54.728	0.154
3	46	BARNES	32.571	46	BARNES	22.103	3	46	BARNES	54.674	54.783	0.109
4	171	BROWN	32.805	808	JOHNSON	22.367	4	171	BROWN	55.209	55.358	0.149
5	6	COOPER	33.116	171	BROWN	22.404	5	808	JOHNSON	55.536	55.591	0.055
6	808	JOHNSON	33.169	6	COOPER	22.564	6	6	COOPER	55.680	55.793	0.113
7	14	DAVIES	34.020	68	ALLEN	23.022	7	14	DAVIES	57.134	57.429	0.295
8	24	STOLTON	34.096	14	DAVIES	23.114	8	68	ALLEN	57.344	57.442	0.098
9	43	HALL	34.209	55	DESSOY	23.207	9	24	STOLTON	57.464	57.628	0.164
10	68	ALLEN	34.322	77	WHITE	23.298	10	43	HALL	57.573	57.573	0.000
11	55	DESSOY	34.701	43	HALL	23.364	11	55	DESSOY	57.908	58.191	0.283
12	65	BREESE	34.833	24	STOLTON	23.368	12	65	BREESE	58.464	58.534	0.070
13	16	COOPER	35.252	17	MARCUZZO	23.574	13	77	WHITE	58.698	59.017	0.319
14	38	COUCHMAN	35.346	65	BREESE	23.631	14	16	COOPER	58.947	59.063	0.116
15	77	WHITE	35.400	16	COOPER	23.695	15	17	MARCUZZO	59.007	59.064	0.057
16	17	MARCUZZO	35.433	38	COUCHMAN	23.950	16	38	COUCHMAN	59.296	59.526	0.230
17	74	SMART-WEEDEN	35.897	617	SPALDING	24.000	17	617	SPALDING	59.926	59.973	0.047
18	617	SPALDING	35.926	48	SABBARTON	24.147	18	74	SMART-WEEDEN	1:00.122	1:00.352	0.230
19	48	SABBARTON	36.113	74	SMART-WEEDEN	24.225	19	48	SABBARTON	1:00.260	1:00.268	0.008
20	50	MCMULLAN	38.239	32	MACKNESS	25.464	20	50	MCMULLAN	1:03.772	1:04.305	0.533
21	71	HENLY	38.666	50	MCMULLAN	25.533	21	71	HENLY	1:04.379	1:04.653	0.274
22	99	CHRISTIE	38.917	71	HENLY	25.713	22	32	MACKNESS	1:04.845	1:04.845	0.000
23	32	MACKNESS	39.381	99	CHRISTIE	25.938	23	99	CHRISTIE	1:04.855	1:04.855	0.000
24	27	BUTTERS	39.805	27	BUTTERS	26.452	24	27	BUTTERS	1:06.257	1:06.468	0.211

Weather / Track : Cloudy / Dry

Results can be found at www.tsl-timing.com

Brands Hatch Indy
 Circuit Length = 1.2079 miles
 Start: 16:33 Flag 16:43 End: 16:44

Printed - 16:50 Saturday, 05 October 2019

BMCRC - MRO Championships 2019 - Rnd 9 @ Brands Hatch Indy

ACU Team Green Junior & Senior 300

RACE 14 - STATISTICS

Competitors Started 24
Planned Start 2019-10-05 @ 16:30:00.000
Actual Start 2019-10-05 @ 16:33:55.661
Finish Time 2019-10-05 @ 16:43:16.851
Track Length 1.2079mi.
Total Laps 235
Total Distance Covered 283.8672mi.

Session Fastest Lap History

NO	CL	NAME	LAP TIME	TIME OF DAY	LAP	VEHICLE
46	J	Ash BARNES	55.619	16:35:53.491	2	Kawasaki NINJA 400
44	J	Elliot DUFTON	55.336	16:36:49.635	3	Kawasaki NINJA 300
46	J	Ash BARNES	55.048	16:37:44.373	4	Kawasaki NINJA 400
46	J	Ash BARNES	54.923	16:40:30.888	7	Kawasaki NINJA 400
3	J	Lewis JONES	54.873	16:40:31.133	7	Kawasaki NINJA 300
46	J	Ash BARNES	54.783	16:41:25.671	8	Kawasaki NINJA 400
3	J	Lewis JONES	54.728	16:41:25.861	8	Kawasaki NINJA 300
44	J	Elliot DUFTON	54.539	16:41:26.276	8	Kawasaki NINJA 300

Session Leader History

NO	CL	NAME	FROM LAP	LAPS LED	DISTANCE	VEHICLE
3	J	Lewis JONES	1	1	1.20 miles	Kawasaki NINJA 300
46	J	Ash BARNES	2	3	3.62 miles	Kawasaki NINJA 400
3	J	Lewis JONES	5	1	1.20 miles	Kawasaki NINJA 300
46	J	Ash BARNES	6	3	3.62 miles	Kawasaki NINJA 400
3	J	Lewis JONES	9	1	1.20 miles	Kawasaki NINJA 300
46	J	Ash BARNES	10	1	1.20 miles	Kawasaki NINJA 400

Flag History

TYPE	TIME OF DAY
GREEN	16:33:55.661
FINISH	16:43:16.851

Flag Statistics

TYPE	COUNT	TOTAL LAPS	TOTAL TIME
Green	1	10	10:36.430
Red	0	0	0.000
Safety Car	0	0	0.000
FCY	0	0	0.000

Weather / Track : Cloudy / Dry

These results are provisional until the conclusion of any judicial and technical matters.

Brands Hatch Indy

Circuit Length = 1.2079 miles

Start: 16:33 Flag 16:43 End: 16:44

Clerk Of Course :

Timekeeper :

BMCRC - MRO Championships 2019 - Rnd 9 @ Brands Hatch Indy

ACU Team Green Junior & Senior 300

RACE 14 - STATISTICS

CLASS : J

12 Starters

Fastest Lap History

NO	NAME	LAP TIME	TIME OF DAY	LAP	VEHICLE
46	Ash BARNES	55.619	16:35:53.491	2	Kawasaki NINJA 400
44	Elliot DUFTON	55.336	16:36:49.635	3	Kawasaki NINJA 300
46	Ash BARNES	55.048	16:37:44.373	4	Kawasaki NINJA 400
46	Ash BARNES	54.923	16:40:30.888	7	Kawasaki NINJA 400
3	Lewis JONES	54.873	16:40:31.133	7	Kawasaki NINJA 300
46	Ash BARNES	54.783	16:41:25.671	8	Kawasaki NINJA 400
3	Lewis JONES	54.728	16:41:25.861	8	Kawasaki NINJA 300
44	Elliot DUFTON	54.539	16:41:26.276	8	Kawasaki NINJA 300

Leader History

NO	NAME	FROM LAP	LAPS LED	DISTANCE	VEHICLE
46	Ash BARNES	1	10	12.07 miles	Kawasaki NINJA 400

Weather / Track : Cloudy / Dry

These results are provisional until the conclusion of any judicial and technical matters.

Brands Hatch Indy

Circuit Length = 1.2079 miles

Start: 16:33 Flag 16:43 End: 16:44

Clerk Of Course :

Timekeeper :

BMCRC - MRO Championships 2019 - Rnd 9 @ Brands Hatch Indy

ACU Team Green Junior & Senior 300

RACE 14 - STATISTICS

CLASS : S

12 Starters

Fastest Lap History

NO	NAME	LAP TIME	TIME OF DAY	LAP	VEHICLE
6	Martin COOPER	56.027	16:35:55.515	2	Kawasaki NINJA 300
6	Martin COOPER	55.793	16:36:51.309	3	Kawasaki NINJA 300

Leader History

NO	NAME	FROM LAP	LAPS LED	DISTANCE	VEHICLE
6	Martin COOPER	1	10	12.07 miles	Kawasaki NINJA 300

Weather / Track : Cloudy / Dry

These results are provisional until the conclusion of any judicial and technical matters.

Brands Hatch Indy

Circuit Length = 1.2079 miles

Start: 16:33 Flag 16:43 End: 16:44

Clerk Of Course :

Timekeeper :

BMCRC - MRO Championships 2019 - Rnd 9 @ Brands Hatch Indy

ACU Team Green Junior & Senior 300

RACE 3 - GRID (10 Laps)



ROW 9		26	707	Sam SPALDING	25	88	David COURT							
ROW 8	24	1:06.468	27	Andrew BUTTERS	23	1:04.855	99	Scot CHRISTIE	22	1:04.845	32	John MACKNESS		
ROW 7			21	1:04.653	71	Karie HENLY	20	1:04.305	50	Fred MCMULLAN	19	1:00.352	74	Finn SMART-WEEDEN
ROW 6	18	1:00.268	48	Kevin SABBARTON	17	59.973	617	Tom SPALDING	16	59.526	38	Bob COUCHMAN		
ROW 5			15	59.064	17	Charlotte MARCUZZO	14	59.063	16	Harry COOPER	13	59.017	77	Joe WHITE
ROW 4	12	58.534	65	Konrad BREESE	11	58.191	55	Harrison DESSOY	10	57.628	24	Darren STOLTON		
ROW 3			9	57.573	43	Colin HALL	8	57.442	68	Lucca ALLEN	7	57.429	14	Tony DAVIES
ROW 2	6	55.793	6	Martin COOPER	5	55.591	808	Mason JOHNSON	4	55.358	171	Cameron BROWN		
ROW 1			3	54.783	46	Ash BARNES	2	54.728	3	Lewis JONES	1	54.539	44	Elliot DUFTON
														Pole

Brands Hatch Indy
Circuit Length = 1.2079 miles

These results are provisional until the conclusion of any judicial and technical matters.

Clerk Of Course :	Steward :	Timekeeper :
-------------------	-----------	--------------

Results can be found at www.tsl-timing.com

Printed - 16:49 Saturday, 05 October 2019



BMCRC - MRO Championships 2019 - Rnd 9 @ Brands Hatch Indy

ACU Team Green Junior & Senior 300

RACE 3 - CLASSIFICATION



POS	NO	CL	PIC NAME	ENTRY	LAPS	TIME	GAP	DIFF	MPH	BEST	ON
1	44	J	1 Elliot DUFTON	Kawasaki NINJA 300 - Dad/Held/Torfx	12	11:57.692			72.70	58.483	11
2	3	J	2 Lewis JONES	Kawasaki NINJA 300 - 151 s	12	11:57.849	0.157	0.157	72.69	58.554	11
3	171	J	3 Cameron BROWN	Kawasaki NINJA 300 -	12	12:00.615	2.923	2.766	72.41	57.664	11
4	46	J	4 Ash BARNES	Kawasaki NINJA 400 - BARNEYRACING	12	12:01.448	3.756	0.833	72.33	58.166	11
5	55	J	5 Harrison DESOY	Kawasaki NINJA 400 - Eastern Garage Racing	12	12:08.173	10.481	6.725	71.66	58.744	10
6	68	J	6 Lucca ALLEN	Kawasaki NINJA 300 - Mark Allen Autosmart	12	12:08.258	10.566	0.085	71.65	58.490	10
7	6	S	1 Martin COOPER	Kawasaki NINJA 300 -	12	12:10.330	12.638	2.072	71.45	58.871	10
8	14	S	2 Tony DAVIES	Kawasaki NINJA 300 - 3D Racing	12	12:17.528	19.836	7.198	70.75	1:00.123	3
9	16	J	7 Harry COOPER	Kawasaki NINJA 300 -	12	12:26.461	28.769	8.933	69.90	1:00.380	6
10	43	S	3 Colin HALL	Kawasaki NINJA 300 - simply saab	12	12:26.602	28.910	0.141	69.89	1:00.527	6
11	24	S	4 Darren STOLTON	Kawasaki NINJA 300 -	12	12:43.370	45.678	16.768	68.35	1:00.560	10
12	65	S	5 Konrad BREESE	Kawasaki NINJA 300 - STIHL Racing	12	12:44.493	46.801	1.123	68.25	1:01.500	12
13	17	J	8 Charlotte MARCUZZO	Kawasaki NINJA 300 -	12	12:52.137	54.445	7.644	67.58	1:01.895	12
14	38	S	6 Bob COUCHMAN	Kawasaki NINJA 300 - Pinky Janey	12	12:53.475	55.783	1.338	67.46	1:02.320	9
15	617	S	7 Tom SPALDING	Kawasaki NINJA 300 - Decky Contracts Ltd	12	12:55.146	57.454	1.671	67.32	1:02.676	9
16	77	J	9 Joe WHITE	Kawasaki NINJA 300 - Just In Graphics / MZ Contra	12	12:57.542	59.850	2.396	67.11	1:02.214	9
17	48	S	8 Kevin SABBARTON	Kawasaki NINJA 300 - Karen Castle Opticians	11	12:02.503	1 Lap	1 Lap	66.20	1:03.024	10
18	50	J	10 Fred MCMULLAN	Kawasaki NINJA 300 -	11	12:52.436	1 Lap	49.933	61.92	1:07.681	7
19	27	S	9 Andrew BUTTERS	Kawasaki NINJA 300 -	11	12:52.828	1 Lap	0.392	61.89	1:06.897	11
20	32	S	10 John MACKNESS	Kawasaki NINJA 300 - Salisbury Cleaners	10	12:00.362	2 Laps	1 Lap	60.36	1:08.624	10
21	99	S	11 Scot CHRISTIE	Kawasaki NINJA 300 -	10	12:01.034	2 Laps	0.672	60.31	1:08.846	8
22	74	J	11 Finn SMART-WEEDEN	Kawasaki NINJA 300 - Mum and Dad	9	12:14.579	3 Laps	1 Lap	53.27	1:11.960	6

NOT CLASSIFIED

DNF	808	J	Mason JOHNSON	Kawasaki NINJA 300 - D&D Racing	10	10:10.329	2 Laps	0.000	71.25	59.348	9
-----	-----	---	---------------	---------------------------------	----	-----------	--------	-------	-------	--------	---

FASTEST LAP

171	J	Cameron BROWN	Kawasaki NINJA 300 -	11	57.664	75.41 mph	121.36 kph
6	S	Martin COOPER	Kawasaki NINJA 300 -	10	58.871	73.86 mph	118.87 kph

Class J - 92.5% of Race Speed = 67.24 mph

Class S - 92.5% of Race Speed = 66.09 mph

Weather / Track : Cloudy / Wet

These results are provisional until the conclusion of any judicial and technical matters.

Brands Hatch Indy

Circuit Length = 1.2079 miles

Start: 11:13 Flag 11:25 End: 11:26

Clerk Of Course :	Steward :	Timekeeper :
-------------------	-----------	--------------

Results can be found at www.tsl-timing.com

Printed - 11:27 Sunday, 06 October 2019



BMCRC - MRO Championships 2019 - Rnd 9 @ Brands Hatch Indy

ACU Team Green Junior & Senior 300

RACE 3 - LAP CHART

LAP 1 @ 11:14:56.340		
NO	BEHIND	LAP TIME

3		1:07.684
44	0.055	1:07.739
46	0.541	1:08.225
808	1.644	1:09.328
6	1.839	1:09.523
68	2.258	1:09.942
171	3.041	1:10.725
43	3.186	1:10.870
14	3.199	1:10.883
55	3.935	1:11.619
16	5.543	1:13.227
65	5.777	1:13.461
77	6.406	1:14.090
17	6.636	1:14.320
24	7.574	1:15.258
38	7.787	1:15.471
617	7.926	1:15.610
48	8.621	1:16.305
27	14.238	1:21.922
50	15.021	1:22.705
74	15.156	1:22.840
32	15.409	1:23.093
99	15.698	1:23.382

LAP 2 @ 11:15:56.222		
NO	BEHIND	LAP TIME

3		59.882
44	0.225	1:00.052
46	1.510	1:00.851
808	2.379	1:00.617
6	2.525	1:00.568
171	3.916	1:00.757
68	4.272	1:01.896
14	4.649	1:01.332
55	5.096	1:01.043
43	6.122	1:02.818
16	7.391	1:01.730
65	9.889	1:03.994
77	10.945	1:04.421
17	11.021	1:04.267
38	11.416	1:03.511
24	11.599	1:03.907
617	12.451	1:04.407
48	14.849	1:06.110
27	24.751	1:10.395
50	24.926	1:09.787
74	28.776	1:13.502
32	28.946	1:13.419
99	29.054	1:13.238

LAP 3 @ 11:16:55.808		
NO	BEHIND	LAP TIME

3		59.586
44	0.206	59.567
46	1.554	59.630
808	3.040	1:00.247
6	3.261	1:00.322
171	3.588	59.258
68	4.904	1:00.218
14	5.186	1:00.123
55	5.848	1:00.338

43	8.184	1:01.648
16	9.139	1:01.334
65	14.385	1:04.082
77	15.308	1:03.949
17	15.545	1:04.110
38	16.110	1:04.280
24	16.254	1:04.241
617	16.922	1:04.057
48	20.909	1:05.646
50	34.724	1:09.384
27	36.889	1:11.724
74	41.546	1:12.356
32	42.047	1:12.687
99	42.219	1:12.751

LAP 4 @ 11:17:55.076		
NO	BEHIND	LAP TIME

3		59.268
44	0.042	59.104
46	1.878	59.592
6	3.838	59.845
808	4.253	1:00.481
171	4.584	1:00.264
68	6.416	1:00.780
55	6.638	1:00.058
14	6.685	1:00.767
43	10.862	1:01.946
16	10.959	1:01.088
65	18.884	1:03.767
77	20.502	1:04.462
17	20.577	1:04.300
24	20.863	1:03.877
38	21.378	1:04.536
617	21.914	1:04.260
48	26.716	1:05.075
50	44.140	1:08.684
27	48.128	1:10.507
74	54.418	1:12.140
32	54.723	1:11.944
99	54.922	1:11.971

LAP 5 @ 11:18:53.856		
NO	BEHIND	LAP TIME

3		58.780
44	0.187	58.925
46	2.502	59.404
6	5.432	1:00.374
171	5.494	59.690
808	5.600	1:00.127
55	8.125	1:00.267
68	8.601	1:00.965
14	8.772	1:00.867
43	13.259	1:01.177
16	13.535	1:01.356
65	23.433	1:03.329
77	25.637	1:03.915
17	25.767	1:03.970
24	26.160	1:04.077
617	26.441	1:03.307
38	26.592	1:03.994
48	32.308	1:04.372
50	53.973	1:08.613
27	59.222	1:09.874

LAP 6 @ 11:19:53.433		
NO	BEHIND	LAP TIME

44		59.390
3	0.256	59.833
46	3.213	1:00.288
171	4.741	58.824
808	7.215	1:01.192
6	7.625	1:01.770
55	8.346	59.798
74	1 Lap	1:12.416
32	1 Lap	1:12.254
68	8.875	59.851
99	1 Lap	1:12.409
14	9.699	1:00.504
43	14.209	1:00.527
16	14.338	1:00.380
65	26.622	1:02.766
17	29.825	1:03.635
24	30.311	1:03.728
77	30.837	1:04.777
617	30.895	1:04.031
38	31.096	1:04.081
48	37.142	1:04.411

LAP 7 @ 11:20:52.244		
NO	BEHIND	LAP TIME

3		58.555
44	0.028	58.839
50	1 Lap	1:07.972
46	3.641	59.239
171	4.154	58.224
808	8.264	59.860
55	8.918	59.383
6	8.934	1:00.120
27	1 Lap	1:08.350
68	9.365	59.301
14	11.670	1:00.782
43	17.182	1:01.784
16	17.237	1:01.710
32	1 Lap	1:10.602
99	1 Lap	1:11.041
74	1 Lap	1:11.960
65	30.078	1:02.267
24	33.636	1:02.136
17	34.219	1:03.205
617	35.007	1:02.923
77	35.309	1:03.283
38	35.967	1:03.682
48	42.328	1:03.997

LAP 8 @ 11:21:51.009		
NO	BEHIND	LAP TIME

3		58.765
44	0.086	58.823
46	3.740	58.864
171	3.990	58.601
808	9.147	59.648
55	9.536	59.383
68	10.693	1:00.093
6	11.060	1:00.891
50	1 Lap	1:07.681
14	13.607	1:00.702
16	19.168	1:00.696

43	19.307	1:00.890
27	1 Lap	1:09.879
32	1 Lap	1:09.032
99	1 Lap	1:09.029
65	33.723	1:02.410
24	37.299	1:02.428
17	38.464	1:03.010
38	39.534	1:02.332
617	39.740	1:03.498
77	40.556	1:04.012
48	48.410	1:04.847

LAP 9 @ 11:22:49.836		
NO	BEHIND	LAP TIME

3		58.827
44	0.060	58.801
46	4.214	59.301
171	4.582	59.419
808	9.668	59.348
55	9.963	59.254
68	10.892	59.026
6	11.746	59.513
14	15.168	1:00.388
16	21.454	1:01.113
43	22.330	1:01.850
50	1 Lap	1:08.872
27	1 Lap	1:07.633
74	2 Laps	2:12.703
65	37.890	1:02.994
24	40.214	1:01.742
32	1 Lap	1:08.902
99	1 Lap	1:08.846
17	42.167	1:02.530
38	43.027	1:02.320
617	43.589	1:02.676
77	43.943	1:02.214
48	53.602	1:04.019

LAP 10 @ 11:23:48.688		
NO	BEHIND	LAP TIME

3		58.852
44	0.134	58.926
171	3.812	58.082
46	4.064	58.702
55	9.855	58.744
808	10.297	59.481
68	10.530	58.490
6	11.765	58.871
14	16.556	1:00.240
16	23.728	1:01.126
43	24.055	1:00.577
50	1 Lap	1:09.187
27	1 Lap	1:07.623
65	40.935	1:01.897
24	41.922	1:00.560
17	47.984	1:04.669
38	48.572	1:04.397
617	48.794	1:04.057
77	50.192	1:05.101
32	1 Lap	1:09.805
99	1 Lap	1:09.210
74	2 Laps	1:18.179
48	57.774	1:03.024

LAP 11 @ 11:24:47.242		
NO	BEHIND	LAP TIME

3		58.554
44	0.063	58.483
171	2.922	57.664
46	3.676	58.166
55	10.498	59.197
68	10.882	58.906
6	12.258	59.047
14	18.267	1:00.265
16	26.370	1:01.196
43	26.897	1:01.396
24	44.157	1:00.789
50	1 Lap	1:09.882
65	44.407	1:02.026
27	1 Lap	1:08.024
17	51.656	1:02.226
38	52.538	1:02.520
617	53.758	1:03.518
77	55.151	1:03.513

LAP 12 @ 11:25:46.348		
NO	BEHIND	LAP TIME

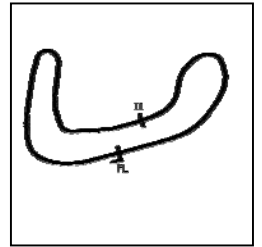
44		59.043
3	0.157	59.263
32	2 Laps	1:08.624
171	2.923	59.107
99	2 Laps	1:09.157
46	3.756	59.186
48	1 Lap	1:04.697
55	10.481	59.089
68	10.566	58.790
6	12.638	59.486
74	3 Laps	1:18.483
14	19.836	1:00.675
16	28.769	1:01.505
43	28.910	1:01.119
24	45.678	1:00.627
65	46.801	1:01.500
17	54.445	1:01.895
50	1 Lap	1:09.669
27	1 Lap	1:06.897
38	55.783	1:02.351
617	57.454	1:02.802
77	59.850	1:03.805

Weather / Track : Cloudy / Wet

BMCRC - MRO Championships 2019 - Rnd 9 @ Brands Hatch Indy

ACU Team Green Junior & Senior 300

RACE 3 - SECTOR ANALYSIS



SECTOR 1 = FL to I1, SECTOR 2 = I1 to FL, DIFF = Difference To Personal Best Lap, P = Crossed Finish Line in Pit Lane, D = Time Disallowed

P1		44 J		Elliot DUFTON		Kawasaki NINJA 300 - Dad/Held/Torfx	
IDEAL LAP TIME : 58.380		BEST LAP TIME : 58.483		DIFFERENCE : 0.103			
LAP	SECTOR 1	SECTOR 2	LAP TIME	MPH	DIFF	TIME OF DAY	
1 -		24.694	1:07.739	64.19	9.256	11:14:56.395	
2 -	36.172	23.880	1:00.052	72.41	1.569	11:15:56.447	
3 -	35.414	24.153	59.567	73.00	1.084	11:16:56.014	
4 -	35.276	23.828	59.104	73.57	0.621	11:17:55.118	
5 -	35.546	23.379	58.925	73.79	0.442	11:18:54.043	
6 -	35.778	23.612	59.390	73.22	0.907	11:19:53.433	
7 -	35.192	23.647	58.839	73.90	0.356	11:20:52.272	
8 -	35.260	23.563	58.823 (3)	73.92	0.340	11:21:51.095	
9 -	35.103	23.698	58.801 (2)	73.95	0.318	11:22:49.896	
10 -	35.372	23.554	58.926	73.79	0.443	11:23:48.822	
11 -	35.001	23.482	58.483 (1)	74.35		11:24:47.305	
12 -	35.131	23.912	59.043	73.65	0.560	11:25:46.348	

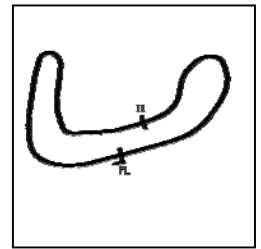
P2		3 J		Lewis JONES		Kawasaki NINJA 300 - 151 s	
IDEAL LAP TIME : 58.461		BEST LAP TIME : 58.554		DIFFERENCE : 0.093			
LAP	SECTOR 1	SECTOR 2	LAP TIME	MPH	DIFF	TIME OF DAY	
1 -		23.906	1:07.684	64.24	9.130	11:14:56.340	
2 -	35.853	24.029	59.882	72.61	1.328	11:15:56.222	
3 -	35.544	24.042	59.586	72.98	1.032	11:16:55.808	
4 -	35.368	23.900	59.268	73.37	0.714	11:17:55.076	
5 -	35.253	23.527	58.780	73.98	0.226	11:18:53.856	
6 -	36.287	23.546	59.833	72.67	1.279	11:19:53.689	
7 -	35.184	23.371	58.555 (2)	74.26	0.001	11:20:52.244	
8 -	35.335	23.430	58.765 (3)	73.99	0.211	11:21:51.009	
9 -	35.157	23.670	58.827	73.92	0.273	11:22:49.836	
10 -	35.412	23.440	58.852	73.89	0.298	11:23:48.688	
11 -	35.250	23.304	58.554 (1)	74.26		11:24:47.242	
12 -	35.834	23.429	59.263	73.37	0.709	11:25:46.505	

P3		171 J		Cameron BROWN		Kawasaki NINJA 300 -	
IDEAL LAP TIME : 57.664		BEST LAP TIME : 57.664		DIFFERENCE : 0.000			
LAP	SECTOR 1	SECTOR 2	LAP TIME	MPH	DIFF	TIME OF DAY	
1 -		24.657	1:10.725	61.48	13.061	11:14:59.381	
2 -	36.514	24.243	1:00.757	71.57	3.093	11:16:00.138	
3 -	35.626	23.632	59.258	73.38	1.594	11:16:59.396	
4 -	36.121	24.143	1:00.264	72.15	2.600	11:17:59.660	
5 -	35.563	24.127	59.690	72.85	2.026	11:18:59.350	
6 -	35.038	23.786	58.824	73.92	1.160	11:19:58.174	
7 -	35.123	23.101	58.224 (3)	74.68	0.560	11:20:56.398	
8 -	35.132	23.469	58.601	74.20	0.937	11:21:54.999	
9 -	35.414	24.005	59.419	73.18	1.755	11:22:54.418	
10 -	34.807	23.275	58.082 (2)	74.87	0.418	11:23:52.500	
11 -	34.630	23.034	57.664 (1)	75.41		11:24:50.164	
12 -	34.889	24.218	59.107	73.57	1.443	11:25:49.271	

BMCRC - MRO Championships 2019 - Rnd 9 @ Brands Hatch Indy

ACU Team Green Junior & Senior 300

RACE 3 - SECTOR ANALYSIS



SECTOR 1 = FL to I1, SECTOR 2 = I1 to FL, DIFF = Difference To Personal Best Lap, P = Crossed Finish Line in Pit Lane, D = Time Disallowed

P4 46 J Ash BARNES		Kawasaki NINJA 400 - BARNEYRACING				
IDEAL LAP TIME : 58.166		BEST LAP TIME : 58.166		DIFFERENCE : 0.000		
LAP	SECTOR 1	SECTOR 2	LAP TIME	MPH	DIFF	TIME OF DAY
1 -		24.290	1:08.225	63.73	10.059	11:14:56.881
2 -	36.712	24.139	1:00.851	71.46	2.685	11:15:57.732
3 -	35.923	23.707	59.630	72.92	1.464	11:16:57.362
4 -	35.999	23.593	59.592	72.97	1.426	11:17:56.954
5 -	35.693	23.711	59.404	73.20	1.238	11:18:56.358
6 -	36.843	23.445	1:00.288	72.13	2.122	11:19:56.646
7 -	35.853	23.386	59.239	73.40	1.073	11:20:55.885
8 -	35.397	23.467	58.864 (3)	73.87	0.698	11:21:54.749
9 -	35.565	23.736	59.301	73.33	1.135	11:22:54.050
10 -	35.533	23.169	58.702 (2)	74.07	0.536	11:23:52.752
11 -	35.076	23.090	58.166 (1)	74.76		11:24:50.918
12 -	35.371	23.815	59.186	73.47	1.020	11:25:50.104

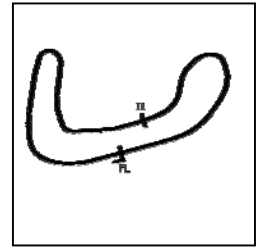
P5 55 J Harrison DESOY		Kawasaki NINJA 400 - Eastern Garage Racing				
IDEAL LAP TIME : 58.535		BEST LAP TIME : 58.744		DIFFERENCE : 0.209		
LAP	SECTOR 1	SECTOR 2	LAP TIME	MPH	DIFF	TIME OF DAY
1 -		24.310	1:11.619	60.71	12.875	11:15:00.275
2 -	36.954	24.089	1:01.043	71.23	2.299	11:16:01.318
3 -	36.297	24.041	1:00.338	72.07	1.594	11:17:01.656
4 -	36.174	23.884	1:00.058	72.40	1.314	11:18:01.714
5 -	36.403	23.864	1:00.267	72.15	1.523	11:19:01.981
6 -	35.971	23.827	59.798	72.72	1.054	11:20:01.779
7 -	35.626	23.757	59.383	73.22	0.639	11:21:01.162
8 -	35.569	23.814	59.383	73.22	0.639	11:22:00.545
9 -	35.295	23.959	59.254	73.38	0.510	11:22:59.799
10 -	35.189	23.555	58.744 (1)	74.02		11:23:58.543
11 -	35.337	23.860	59.197 (3)	73.45	0.453	11:24:57.740
12 -	34.980	24.109	59.089 (2)	73.59	0.345	11:25:56.829

P6 68 J Lucca ALLEN		Kawasaki NINJA 300 - Mark Allen Autosmart				
IDEAL LAP TIME : 58.285		BEST LAP TIME : 58.490		DIFFERENCE : 0.205		
LAP	SECTOR 1	SECTOR 2	LAP TIME	MPH	DIFF	TIME OF DAY
1 -		24.578	1:09.942	62.17	11.452	11:14:58.598
2 -	37.730	24.166	1:01.896	70.25	3.406	11:16:00.494
3 -	36.211	24.007	1:00.218	72.21	1.728	11:17:00.712
4 -	36.466	24.314	1:00.780	71.54	2.290	11:18:01.492
5 -	36.972	23.993	1:00.965	71.32	2.475	11:19:02.457
6 -	36.244	23.607	59.851	72.65	1.361	11:20:02.308
7 -	35.882	23.419	59.301	73.33	0.811	11:21:01.609
8 -	35.573	24.520	1:00.093	72.36	1.603	11:22:01.702
9 -	35.573	23.453	59.026	73.67	0.536	11:23:00.728
10 -	34.990	23.500	58.490 (1)	74.34		11:23:59.218
11 -	34.989	23.917	58.906 (3)	73.82	0.416	11:24:58.124
12 -	34.866	23.924	58.790 (2)	73.96	0.300	11:25:56.914

BMCRC - MRO Championships 2019 - Rnd 9 @ Brands Hatch Indy

ACU Team Green Junior & Senior 300

RACE 3 - SECTOR ANALYSIS



SECTOR 1 = FL to I1, SECTOR 2 = I1 to FL, DIFF = Difference To Personal Best Lap, P = Crossed Finish Line in Pit Lane, D = Time Disallowed

P7 6 S Martin COOPER			Kawasaki NINJA 300 -			
IDEAL LAP TIME : 58.844		BEST LAP TIME : 58.871	DIFFERENCE : 0.027			
LAP	SECTOR 1	SECTOR 2	LAP TIME	MPH	DIFF	TIME OF DAY
1 -		24.323	1:09.523	62.54	10.652	11:14:58.179
2 -	36.653	23.915	1:00.568	71.79	1.697	11:15:58.747
3 -	36.378	23.944	1:00.322	72.08	1.451	11:16:59.069
4 -	35.949	23.896	59.845	72.66	0.974	11:17:58.914
5 -	36.277	24.097	1:00.374	72.02	1.503	11:18:59.288
6 -	36.905	24.865	1:01.770	70.39	2.899	11:20:01.058
7 -	36.222	23.898	1:00.120	72.33	1.249	11:21:01.178
8 -	36.463	24.428	1:00.891	71.41	2.020	11:22:02.069
9 -	35.682	23.831	59.513	73.06	0.642	11:23:01.582
10 -	35.313	23.558	58.871 (1)	73.86		11:24:00.453
11 -	35.286	23.761	59.047 (2)	73.64	0.176	11:24:59.500
12 -	35.353	24.133	59.486 (3)	73.10	0.615	11:25:58.986

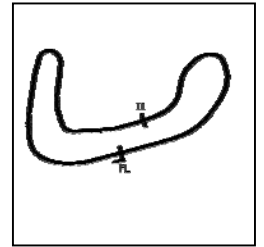
P8 14 S Tony DAVIES			Kawasaki NINJA 300 - 3D Racing			
IDEAL LAP TIME : 59.809		BEST LAP TIME : 1:00.123	DIFFERENCE : 0.314			
LAP	SECTOR 1	SECTOR 2	LAP TIME	MPH	DIFF	TIME OF DAY
1 -		24.901	1:10.883	61.34	10.760	11:14:59.539
2 -	37.062	24.270	1:01.332	70.90	1.209	11:16:00.871
3 -	36.072	24.051	1:00.123 (1)	72.32		11:17:00.994
4 -	36.641	24.126	1:00.767	71.56	0.644	11:18:01.761
5 -	36.914	23.953	1:00.867	71.44	0.744	11:19:02.628
6 -	36.393	24.111	1:00.504	71.87	0.381	11:20:03.132
7 -	36.957	23.825	1:00.782	71.54	0.659	11:21:03.914
8 -	36.642	24.060	1:00.702	71.63	0.579	11:22:04.616
9 -	36.259	24.129	1:00.388	72.01	0.265	11:23:05.004
10 -	36.235	24.005	1:00.240 (2)	72.18	0.117	11:24:05.244
11 -	35.984	24.281	1:00.265 (3)	72.15	0.142	11:25:05.509
12 -	36.414	24.261	1:00.675	71.67	0.552	11:26:06.184

P9 16 J Harry COOPER			Kawasaki NINJA 300 -			
IDEAL LAP TIME : 59.998		BEST LAP TIME : 1:00.380	DIFFERENCE : 0.382			
LAP	SECTOR 1	SECTOR 2	LAP TIME	MPH	DIFF	TIME OF DAY
1 -		25.282	1:13.227	59.38	12.847	11:15:01.883
2 -	37.301	24.429	1:01.730	70.44	1.350	11:16:03.613
3 -	36.684	24.650	1:01.334	70.90	0.954	11:17:04.947
4 -	36.387	24.701	1:01.088 (3)	71.18	0.708	11:18:06.035
5 -	36.795	24.561	1:01.356	70.87	0.976	11:19:07.391
6 -	36.381	23.999	1:00.380 (1)	72.02		11:20:07.771
7 -	37.414	24.296	1:01.710	70.46	1.330	11:21:09.481
8 -	35.999	24.697	1:00.696 (2)	71.64	0.316	11:22:10.177
9 -	36.603	24.510	1:01.113	71.15	0.733	11:23:11.290
10 -	36.546	24.580	1:01.126	71.14	0.746	11:24:12.416
11 -	36.326	24.870	1:01.196	71.06	0.816	11:25:13.612
12 -	36.921	24.584	1:01.505	70.70	1.125	11:26:15.117

BMCRC - MRO Championships 2019 - Rnd 9 @ Brands Hatch Indy

ACU Team Green Junior & Senior 300

RACE 3 - SECTOR ANALYSIS



SECTOR 1 = FL to I1, SECTOR 2 = I1 to FL, DIFF = Difference To Personal Best Lap, P = Crossed Finish Line in Pit Lane, D = Time Disallowed

P10 43 S Colin HALL		Kawasaki NINJA 300 - simply saab				
IDEAL LAP TIME : 1:00.195		BEST LAP TIME : 1:00.527		DIFFERENCE : 0.332		
LAP	SECTOR 1	SECTOR 2	LAP TIME	MPH	DIFF	TIME OF DAY
1 -		25.239	1:10.870	61.35	10.343	11:14:59.526
2 -	37.517	25.301	1:02.818	69.22	2.291	11:16:02.344
3 -	36.592	25.056	1:01.648	70.53	1.121	11:17:03.992
4 -	36.971	24.975	1:01.946	70.19	1.419	11:18:05.938
5 -	36.511	24.666	1:01.177	71.08	0.650	11:19:07.115
6 -	36.205	24.322	1:00.527 (1)	71.84		11:20:07.642
7 -	37.253	24.531	1:01.784	70.38	1.257	11:21:09.426
8 -	36.207	24.683	1:00.890 (3)	71.41	0.363	11:22:10.316
9 -	36.580	25.270	1:01.850	70.30	1.323	11:23:12.166
10 -	35.873	24.704	1:00.577 (2)	71.78	0.050	11:24:12.743
11 -	36.104	25.292	1:01.396	70.82	0.869	11:25:14.139
12 -	36.472	24.647	1:01.119	71.14	0.592	11:26:15.258

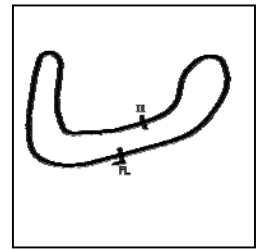
P11 24 S Darren STOLTON		Kawasaki NINJA 300 -				
IDEAL LAP TIME : 1:00.188		BEST LAP TIME : 1:00.560		DIFFERENCE : 0.372		
LAP	SECTOR 1	SECTOR 2	LAP TIME	MPH	DIFF	TIME OF DAY
1 -		25.857	1:15.258	57.78	14.698	11:15:03.914
2 -	38.840	25.067	1:03.907	68.04	3.347	11:16:07.821
3 -	39.032	25.209	1:04.241	67.69	3.681	11:17:12.062
4 -	38.851	25.026	1:03.877	68.07	3.317	11:18:15.939
5 -	38.815	25.262	1:04.077	67.86	3.517	11:19:20.016
6 -	38.311	25.417	1:03.728	68.23	3.168	11:20:23.744
7 -	37.263	24.873	1:02.136	69.98	1.576	11:21:25.880
8 -	37.416	25.012	1:02.428	69.65	1.868	11:22:28.308
9 -	37.095	24.647	1:01.742	70.43	1.182	11:23:30.050
10 -	36.757	23.803	1:00.560 (1)	71.80		11:24:30.610
11 -	36.385	24.404	1:00.789 (3)	71.53	0.229	11:25:31.399
12 -	36.532	24.095	1:00.627 (2)	71.72	0.067	11:26:32.026

P12 65 S Konrad BREESE		Kawasaki NINJA 300 - STIHL Racing				
IDEAL LAP TIME : 1:01.500		BEST LAP TIME : 1:01.500		DIFFERENCE : 0.000		
LAP	SECTOR 1	SECTOR 2	LAP TIME	MPH	DIFF	TIME OF DAY
1 -		26.016	1:13.461	59.19	11.961	11:15:02.117
2 -	38.583	25.411	1:03.994	67.95	2.494	11:16:06.111
3 -	38.587	25.495	1:04.082	67.85	2.582	11:17:10.193
4 -	38.435	25.332	1:03.767	68.19	2.267	11:18:13.960
5 -	38.428	24.901	1:03.329	68.66	1.829	11:19:17.289
6 -	37.829	24.937	1:02.766	69.28	1.266	11:20:20.055
7 -	37.789	24.478	1:02.267	69.83	0.767	11:21:22.322
8 -	37.639	24.771	1:02.410	69.67	0.910	11:22:24.732
9 -	38.110	24.884	1:02.994	69.03	1.494	11:23:27.726
10 -	37.483	24.414	1:01.897 (2)	70.25	0.397	11:24:29.623
11 -	37.293	24.733	1:02.026 (3)	70.10	0.526	11:25:31.649
12 -	37.092	24.408	1:01.500 (1)	70.70		11:26:33.149

BMCRC - MRO Championships 2019 - Rnd 9 @ Brands Hatch Indy

ACU Team Green Junior & Senior 300

RACE 3 - SECTOR ANALYSIS



SECTOR 1 = FL to I1, SECTOR 2 = I1 to FL, DIFF = Difference To Personal Best Lap, P = Crossed Finish Line in Pit Lane, D = Time Disallowed

P13 17 J		Charlotte MARCUZZO		Kawasaki NINJA 300 -		
IDEAL LAP TIME : 1:01.895		BEST LAP TIME : 1:01.895		DIFFERENCE : 0.000		
LAP	SECTOR 1	SECTOR 2	LAP TIME	MPH	DIFF	TIME OF DAY
1 -		25.556	1:14.320	58.51	12.425	11:15:02.976
2 -	38.905	25.362	1:04.267	67.66	2.372	11:16:07.243
3 -	39.015	25.095	1:04.110	67.83	2.215	11:17:11.353
4 -	38.893	25.407	1:04.300	67.62	2.405	11:18:15.653
5 -	38.760	25.210	1:03.970	67.97	2.075	11:19:19.623
6 -	38.493	25.142	1:03.635	68.33	1.740	11:20:23.258
7 -	38.216	24.989	1:03.205	68.80	1.310	11:21:26.463
8 -	38.047	24.963	1:03.010	69.01	1.115	11:22:29.473
9 -	37.875	24.655	1:02.530 (3)	69.54	0.635	11:23:32.003
10 -	39.885	24.784	1:04.669	67.24	2.774	11:24:36.672
11 -	37.548	24.678	1:02.226 (2)	69.88	0.331	11:25:38.898
12 -	37.324	24.571	1:01.895 (1)	70.25		11:26:40.793

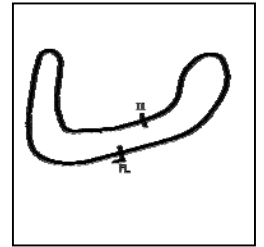
P14 38 S		Bob COUCHMAN		Kawasaki NINJA 300 - Pinky Janey		
IDEAL LAP TIME : 1:02.140		BEST LAP TIME : 1:02.320		DIFFERENCE : 0.180		
LAP	SECTOR 1	SECTOR 2	LAP TIME	MPH	DIFF	TIME OF DAY
1 -		25.751	1:15.471	57.61	13.151	11:15:04.127
2 -	38.473	25.038	1:03.511	68.47	1.191	11:16:07.638
3 -	38.721	25.559	1:04.280	67.65	1.960	11:17:11.918
4 -	38.415	26.121	1:04.536	67.38	2.216	11:18:16.454
5 -	39.166	24.828	1:03.994	67.95	1.674	11:19:20.448
6 -	39.188	24.893	1:04.081	67.86	1.761	11:20:24.529
7 -	38.823	24.859	1:03.682	68.28	1.362	11:21:28.211
8 -	37.423	24.909	1:02.332 (2)	69.76	0.012	11:22:30.543
9 -	37.603	24.717	1:02.320 (1)	69.77		11:23:32.863
10 -	39.637	24.760	1:04.397	67.52	2.077	11:24:37.260
11 -	37.701	24.819	1:02.520	69.55	0.200	11:25:39.780
12 -	37.440	24.911	1:02.351 (3)	69.74	0.031	11:26:42.131

P15 617 S		Tom SPALDING		Kawasaki NINJA 300 - Decky Contracts Ltd		
IDEAL LAP TIME : 1:02.502		BEST LAP TIME : 1:02.676		DIFFERENCE : 0.174		
LAP	SECTOR 1	SECTOR 2	LAP TIME	MPH	DIFF	TIME OF DAY
1 -		26.853	1:15.610	57.51	12.934	11:15:04.266
2 -	38.805	25.602	1:04.407	67.51	1.731	11:16:08.673
3 -	38.477	25.580	1:04.057	67.88	1.381	11:17:12.730
4 -	38.536	25.724	1:04.260	67.67	1.584	11:18:16.990
5 -	38.176	25.131	1:03.307	68.69	0.631	11:19:20.297
6 -	38.561	25.470	1:04.031	67.91	1.355	11:20:24.328
7 -	37.561	25.362	1:02.923 (3)	69.10	0.247	11:21:27.251
8 -	38.057	25.441	1:03.498	68.48	0.822	11:22:30.749
9 -	37.735	24.941	1:02.676 (1)	69.38		11:23:33.425
10 -	38.842	25.215	1:04.057	67.88	1.381	11:24:37.482
11 -	37.758	25.760	1:03.518	68.46	0.842	11:25:41.000
12 -	37.680	25.122	1:02.802 (2)	69.24	0.126	11:26:43.802

BMCRC - MRO Championships 2019 - Rnd 9 @ Brands Hatch Indy

ACU Team Green Junior & Senior 300

RACE 3 - SECTOR ANALYSIS



SECTOR 1 = FL to I1, SECTOR 2 = I1 to FL, DIFF = Difference To Personal Best Lap, P = Crossed Finish Line in Pit Lane, D = Time Disallowed

P16 77 J		Joe WHITE		Kawasaki NINJA 300 - Just In Graphics / MZ Contracts		
IDEAL LAP TIME : 1:02.214		BEST LAP TIME : 1:02.214		DIFFERENCE : 0.000		
LAP	SECTOR 1	SECTOR 2	LAP TIME	MPH	DIFF	TIME OF DAY
1 -		25.510	1:14.090	58.69	11.876	11:15:02.746
2 -	38.311	26.110	1:04.421	67.50	2.207	11:16:07.167
3 -	38.573	25.376	1:03.949	68.00	1.735	11:17:11.116
4 -	38.657	25.805	1:04.462	67.45	2.248	11:18:15.578
5 -	38.732	25.183	1:03.915	68.03	1.701	11:19:19.493
6 -	38.632	26.145	1:04.777	67.13	2.563	11:20:24.270
7 -	38.492	24.791	1:03.283 (2)	68.71	1.069	11:21:27.553
8 -	38.878	25.134	1:04.012	67.93	1.798	11:22:31.565
9 -	37.719	24.495	1:02.214 (1)	69.89		11:23:33.779
10 -	39.752	25.349	1:05.101	66.79	2.887	11:24:38.880
11 -	38.360	25.153	1:03.513 (3)	68.46	1.299	11:25:42.393
12 -	38.682	25.123	1:03.805	68.15	1.591	11:26:46.198

P17 48 S		Kevin SABBARTON		Kawasaki NINJA 300 - Karen Castle Opticians		
IDEAL LAP TIME : 1:03.024		BEST LAP TIME : 1:03.024		DIFFERENCE : 0.000		
LAP	SECTOR 1	SECTOR 2	LAP TIME	MPH	DIFF	TIME OF DAY
1 -		26.264	1:16.305	56.98	13.281	11:15:04.961
2 -	39.729	26.381	1:06.110	65.77	3.086	11:16:11.071
3 -	39.351	26.295	1:05.646	66.24	2.622	11:17:16.717
4 -	39.038	26.037	1:05.075	66.82	2.051	11:18:21.792
5 -	38.763	25.609	1:04.372	67.55	1.348	11:19:26.164
6 -	38.736	25.675	1:04.411	67.51	1.387	11:20:30.575
7 -	38.636	25.361	1:03.997 (2)	67.95	0.973	11:21:34.572
8 -	38.810	26.037	1:04.847	67.05	1.823	11:22:39.419
9 -	38.722	25.297	1:04.019 (3)	67.92	0.995	11:23:43.438
10 -	37.877	25.147	1:03.024 (1)	68.99		11:24:46.462
11 -	39.526	25.171	1:04.697	67.21	1.673	11:25:51.159

P18 50 J		Fred MCMULLAN		Kawasaki NINJA 300 -		
IDEAL LAP TIME : 1:07.553		BEST LAP TIME : 1:07.681		DIFFERENCE : 0.128		
LAP	SECTOR 1	SECTOR 2	LAP TIME	MPH	DIFF	TIME OF DAY
1 -		27.975	1:22.705	52.57	15.024	11:15:11.361
2 -	42.059	27.728	1:09.787	62.31	2.106	11:16:21.148
3 -	41.960	27.424	1:09.384	62.67	1.703	11:17:30.532
4 -	41.833	26.851	1:08.684	63.31	1.003	11:18:39.216
5 -	41.420	27.193	1:08.613 (3)	63.37	0.932	11:19:47.829
6 -	41.417	26.555	1:07.972 (2)	63.97	0.291	11:20:55.801
7 -	40.998	26.683	1:07.681 (1)	64.25		11:22:03.482
8 -	41.019	27.853	1:08.872	63.14	1.191	11:23:12.354
9 -	41.526	27.661	1:09.187	62.85	1.506	11:24:21.541
10 -	41.564	28.318	1:09.882	62.22	2.201	11:25:31.423
11 -	42.040	27.629	1:09.669	62.41	1.988	11:26:41.092

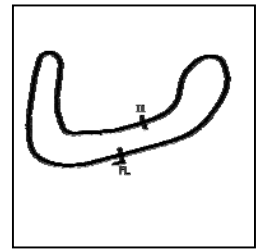
Weather / Track : Cloudy / Wet

Brands Hatch Indy
Circuit Length = 1.2079 miles
Start: 11:13 Flag 11:25 End: 11:26

BMCRC - MRO Championships 2019 - Rnd 9 @ Brands Hatch Indy

ACU Team Green Junior & Senior 300

RACE 3 - SECTOR ANALYSIS



SECTOR 1 = FL to I1, SECTOR 2 = I1 to FL, DIFF = Difference To Personal Best Lap, P = Crossed Finish Line in Pit Lane, D = Time Disallowed

P19 27 S Andrew BUTTERS			Kawasaki NINJA 300 -			
IDEAL LAP TIME : 1:06.897		BEST LAP TIME : 1:06.897	DIFFERENCE : 0.000			
LAP	SECTOR 1	SECTOR 2	LAP TIME	MPH	DIFF	TIME OF DAY
1 -		28.612	1:21.922	53.08	15.025	11:15:10.578
2 -	42.776	27.619	1:10.395	61.77	3.498	11:16:20.973
3 -	43.337	28.387	1:11.724	60.62	4.827	11:17:32.697
4 -	42.666	27.841	1:10.507	61.67	3.610	11:18:43.204
5 -	42.519	27.355	1:09.874	62.23	2.977	11:19:53.078
6 -	41.195	27.155	1:08.350	63.62	1.453	11:21:01.428
7 -	42.490	27.389	1:09.879	62.23	2.982	11:22:11.307
8 -	40.921	26.712	1:07.633 (3)	64.29	0.736	11:23:18.940
9 -	40.848	26.775	1:07.623 (2)	64.30	0.726	11:24:26.563
10 -	41.109	26.915	1:08.024	63.92	1.127	11:25:34.587
11 -	40.356	26.541	1:06.897 (1)	65.00		11:26:41.484

P20 32 S John MACKNESS			Kawasaki NINJA 300 - Salisbury Cleaners			
IDEAL LAP TIME : 1:08.405		BEST LAP TIME : 1:08.624	DIFFERENCE : 0.219			
LAP	SECTOR 1	SECTOR 2	LAP TIME	MPH	DIFF	TIME OF DAY
1 -		28.594	1:23.093	52.33	14.469	11:15:11.749
2 -	44.700	28.719	1:13.419	59.22	4.795	11:16:25.168
3 -	44.421	28.266	1:12.687	59.82	4.063	11:17:37.855
4 -	43.675	28.269	1:11.944	60.44	3.320	11:18:49.799
5 -	44.663	27.591	1:12.254	60.18	3.630	11:20:02.053
6 -	42.870	27.732	1:10.602	61.59	1.978	11:21:12.655
7 -	42.025	27.007	1:09.032 (3)	62.99	0.408	11:22:21.687
8 -	41.706	27.196	1:08.902 (2)	63.11	0.278	11:23:30.589
9 -	41.923	27.882	1:09.805	62.29	1.181	11:24:40.394
10 -	41.398	27.226	1:08.624 (1)	63.36		11:25:49.018

P21 99 S Scot CHRISTIE			Kawasaki NINJA 300 -			
IDEAL LAP TIME : 1:08.327		BEST LAP TIME : 1:08.846	DIFFERENCE : 0.519			
LAP	SECTOR 1	SECTOR 2	LAP TIME	MPH	DIFF	TIME OF DAY
1 -		28.217	1:23.382	52.15	14.536	11:15:12.038
2 -	44.617	28.621	1:13.238	59.37	4.392	11:16:25.276
3 -	44.526	28.225	1:12.751	59.77	3.905	11:17:38.027
4 -	43.785	28.186	1:11.971	60.42	3.125	11:18:49.998
5 -	44.784	27.625	1:12.409	60.05	3.563	11:20:02.407
6 -	43.680	27.361	1:11.041	61.21	2.195	11:21:13.448
7 -	41.781	27.248	1:09.029 (2)	62.99	0.183	11:22:22.477
8 -	41.792	27.054	1:08.846 (1)	63.16		11:23:31.323
9 -	42.476	26.734	1:09.210	62.83	0.364	11:24:40.533
10 -	42.611	26.546	1:09.157 (3)	62.88	0.311	11:25:49.690

P22 74 J Finn SMART-WEEDEN			Kawasaki NINJA 300 - Mum and Dad			
IDEAL LAP TIME : 1:11.085		BEST LAP TIME : 1:11.960	DIFFERENCE : 0.875			
LAP	SECTOR 1	SECTOR 2	LAP TIME	MPH	DIFF	TIME OF DAY
1 -		29.769	1:22.840	52.49	10.880	11:15:11.496
2 -	44.433	29.069	1:13.502	59.16	1.542	11:16:24.998
3 -	43.492	28.864	1:12.356 (3)	60.10	0.396	11:17:37.354
4 -	43.481	28.659	1:12.140 (2)	60.28	0.180	11:18:49.494
5 -	44.501	27.915	1:12.416	60.05	0.456	11:20:01.910
6 -	43.736	28.224	1:11.960 (1)	60.43		11:21:13.870
7 -	43.170	1:29.533	2:12.703	32.76	1:00.743	11:23:26.573
8 -	47.787	30.392	1:18.179	55.62	6.219	11:24:44.752
9 -	47.330	31.153	1:18.483	55.40	6.523	11:26:03.235

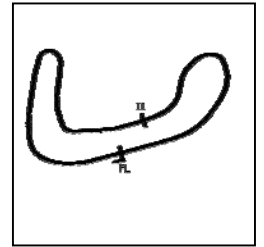
Weather / Track : Cloudy / Wet

Brands Hatch Indy
Circuit Length = 1.2079 miles
Start: 11:13 Flag 11:25 End: 11:26

BMCRC - MRO Championships 2019 - Rnd 9 @ Brands Hatch Indy

ACU Team Green Junior & Senior 300

RACE 3 - SECTOR ANALYSIS



SECTOR 1 = FL to I1, SECTOR 2 = I1 to FL, DIFF = Difference To Personal Best Lap, P = Crossed Finish Line in Pit Lane, D = Time Disallowed

P23 808 J		Mason JOHNSON		Kawasaki NINJA 300 - D&D Racing		
IDEAL LAP TIME : 59.193		BEST LAP TIME : 59.348		DIFFERENCE : 0.155		
LAP	SECTOR 1	SECTOR 2	LAP TIME	MPH	DIFF	TIME OF DAY
1 -		24.606	1:09.328	62.72	9.980	11:14:57.984
2 -	36.514	24.103	1:00.617	71.73	1.269	11:15:58.601
3 -	36.167	24.080	1:00.247	72.17	0.899	11:16:58.848
4 -	36.594	23.887	1:00.481	71.90	1.133	11:17:59.329
5 -	36.490	23.637	1:00.127	72.32	0.779	11:18:59.456
6 -	35.913	25.279	1:01.192	71.06	1.844	11:20:00.648
7 -	36.054	23.806	59.860	72.64	0.512	11:21:00.508
8 -	35.889	23.759	59.648 (3)	72.90	0.300	11:22:00.156
9 -	35.651	23.697	59.348 (1)	73.27		11:22:59.504
10 -	35.914	23.567	59.481 (2)	73.10	0.133	11:23:58.985

BMCRC - MRO Championships 2019 - Rnd 9 @ Brands Hatch Indy

ACU Team Green Junior & Senior 300

RACE 3 - BEST SECTORS

SECTOR 1			SECTOR 2			IDEAL / BEST COMPARISON						
POS	NO	NAME	TIME	NO	NAME	TIME	POS	NO	NAME	IDEAL	BEST	DIFF
									PERFECT LAP	57.664		
1	171	BROWN	34.630	171	BROWN	23.034	1	171	BROWN	57.664	57.664	0.000
2	68	ALLEN	34.866	46	BARNES	23.090	2	46	BARNES	58.166	58.166	0.000
3	55	DESSOY	34.980	3	JONES	23.304	3	68	ALLEN	58.285	58.490	0.205
4	44	DUFTON	35.001	44	DUFTON	23.379	4	44	DUFTON	58.380	58.483	0.103
5	46	BARNES	35.076	68	ALLEN	23.419	5	3	JONES	58.461	58.554	0.093
6	3	JONES	35.157	55	DESSOY	23.555	6	55	DESSOY	58.535	58.744	0.209
7	6	COOPER	35.286	6	COOPER	23.558	7	6	COOPER	58.844	58.871	0.027
8	808	JOHNSON	35.626	808	JOHNSON	23.567	8	808	JOHNSON	59.193	59.348	0.155
9	43	HALL	35.873	24	STOLTON	23.803	9	14	DAVIES	59.809	1:00.123	0.314
10	14	DAVIES	35.984	14	DAVIES	23.825	10	16	COOPER	59.998	1:00.380	0.382
11	16	COOPER	35.999	16	COOPER	23.999	11	24	STOLTON	1:00.188	1:00.560	0.372
12	24	STOLTON	36.385	43	HALL	24.322	12	43	HALL	1:00.195	1:00.527	0.332
13	65	BREESE	37.092	65	BREESE	24.408	13	65	BREESE	1:01.500	1:01.500	0.000
14	17	MARCUZZO	37.324	77	WHITE	24.495	14	17	MARCUZZO	1:01.895	1:01.895	0.000
15	38	COUCHMAN	37.423	17	MARCUZZO	24.571	15	38	COUCHMAN	1:02.140	1:02.320	0.180
16	617	SPALDING	37.561	38	COUCHMAN	24.717	16	77	WHITE	1:02.214	1:02.214	0.000
17	77	WHITE	37.719	617	SPALDING	24.941	17	617	SPALDING	1:02.502	1:02.676	0.174
18	48	SABBARTON	37.877	48	SABBARTON	25.147	18	48	SABBARTON	1:03.024	1:03.024	0.000
19	27	BUTTERS	40.356	27	BUTTERS	26.541	19	27	BUTTERS	1:06.897	1:06.897	0.000
20	50	MCMULLAN	40.998	99	CHRISTIE	26.546	20	50	MCMULLAN	1:07.553	1:07.681	0.128
21	32	MACKNESS	41.398	50	MCMULLAN	26.555	21	99	CHRISTIE	1:08.327	1:08.846	0.519
22	99	CHRISTIE	41.781	32	MACKNESS	27.007	22	32	MACKNESS	1:08.405	1:08.624	0.219
23	74	SMART-WEEDEN	43.170	74	SMART-WEEDEN	27.915	23	74	SMART-WEEDEN	1:11.085	1:11.960	0.875

Weather / Track : Cloudy / Wet

Results can be found at www.tsl-timing.com

Brands Hatch Indy
Circuit Length = 1.2079 miles
Start: 11:13 Flag 11:25 End: 11:26

Printed - 11:29 Sunday, 06 October 2019

BMCRC - MRO Championships 2019 - Rnd 9 @ Brands Hatch Indy

ACU Team Green Junior & Senior 300

RACE 3 - STATISTICS

Competitors Started 23
Planned Start 2019-10-06 @ 10:55:00.000
Actual Start 2019-10-06 @ 11:13:48.655
Finish Time 2019-10-06 @ 11:25:46.347
Track Length 1.2079mi.
Total Laps 264
Total Distance Covered 318.8976mi.

Session Fastest Lap History

NO	CL	NAME	LAP TIME	TIME OF DAY	LAP	VEHICLE
3	J	Lewis JONES	59.882	11:15:56.242	2	Kawasaki NINJA 300
3	J	Lewis JONES	59.586	11:16:55.829	3	Kawasaki NINJA 300
44	J	Elliot DUFTON	59.567	11:16:56.032	3	Kawasaki NINJA 300
171	J	Cameron BROWN	59.258	11:16:59.428	3	Kawasaki NINJA 300
44	J	Elliot DUFTON	59.104	11:17:55.118	4	Kawasaki NINJA 300
3	J	Lewis JONES	58.780	11:18:53.876	5	Kawasaki NINJA 300
3	J	Lewis JONES	58.555	11:20:52.262	7	Kawasaki NINJA 300
171	J	Cameron BROWN	58.224	11:20:56.427	7	Kawasaki NINJA 300
171	J	Cameron BROWN	58.082	11:23:52.530	10	Kawasaki NINJA 300
171	J	Cameron BROWN	57.664	11:24:50.193	11	Kawasaki NINJA 300

Session Leader History

NO	CL	NAME	FROM LAP	LAPS LED	DISTANCE	VEHICLE
3	J	Lewis JONES	1	5	6.03 miles	Kawasaki NINJA 300
44	J	Elliot DUFTON	6	1	1.20 miles	Kawasaki NINJA 300
3	J	Lewis JONES	7	5	6.03 miles	Kawasaki NINJA 300
44	J	Elliot DUFTON	12	1	1.20 miles	Kawasaki NINJA 300

Flag History

TYPE	TIME OF DAY
GREEN	11:13:48.655
FINISH	11:25:46.347

Flag Statistics

TYPE	COUNT	TOTAL LAPS	TOTAL TIME
Green	1	12	13:01.605
Red	0	0	0.000
Safety Car	0	0	0.000
FCY	0	0	0.000

Weather / Track : Cloudy / Wet

These results are provisional until the conclusion of any judicial and technical matters.

Brands Hatch Indy

Circuit Length = 1.2079 miles

Start: 11:13 Flag 11:25 End: 11:26

Clerk Of Course :	Timekeeper :
-------------------	--------------

BMCRC - MRO Championships 2019 - Rnd 9 @ Brands Hatch Indy

ACU Team Green Junior & Senior 300

RACE 3 - STATISTICS

CLASS : J

12 Starters

Fastest Lap History

NO	NAME	LAP TIME	TIME OF DAY	LAP	VEHICLE
3	Lewis JONES	59.882	11:15:56.242	2	Kawasaki NINJA 300
3	Lewis JONES	59.586	11:16:55.829	3	Kawasaki NINJA 300
44	Elliot DUFTON	59.567	11:16:56.032	3	Kawasaki NINJA 300
171	Cameron BROWN	59.258	11:16:59.428	3	Kawasaki NINJA 300
44	Elliot DUFTON	59.104	11:17:55.118	4	Kawasaki NINJA 300
3	Lewis JONES	58.780	11:18:53.876	5	Kawasaki NINJA 300
3	Lewis JONES	58.555	11:20:52.262	7	Kawasaki NINJA 300
171	Cameron BROWN	58.224	11:20:56.427	7	Kawasaki NINJA 300
171	Cameron BROWN	58.082	11:23:52.530	10	Kawasaki NINJA 300
171	Cameron BROWN	57.664	11:24:50.193	11	Kawasaki NINJA 300

Leader History

NO	NAME	FROM LAP	LAPS LED	DISTANCE	VEHICLE
44	Elliot DUFTON	1	12	14.49 miles	Kawasaki NINJA 300

Weather / Track : Cloudy / Wet

These results are provisional until the conclusion of any judicial and technical matters.

Brands Hatch Indy

Circuit Length = 1.2079 miles

Start: 11:13 Flag 11:25 End: 11:26

Clerk Of Course :

Timekeeper :

BMCRC - MRO Championships 2019 - Rnd 9 @ Brands Hatch Indy

ACU Team Green Junior & Senior 300

RACE 3 - STATISTICS

CLASS : S

11 Starters

Fastest Lap History

NO	NAME	LAP TIME	TIME OF DAY	LAP	VEHICLE
6	Martin COOPER	1:00.568	11:15:58.763	2	Kawasaki NINJA 300
6	Martin COOPER	1:00.322	11:16:59.085	3	Kawasaki NINJA 300
14	Tony DAVIES	1:00.123	11:17:01.007	3	Kawasaki NINJA 300
6	Martin COOPER	59.845	11:17:58.930	4	Kawasaki NINJA 300
6	Martin COOPER	59.513	11:23:01.598	9	Kawasaki NINJA 300
6	Martin COOPER	58.871	11:24:00.469	10	Kawasaki NINJA 300

Leader History

NO	NAME	FROM LAP	LAPS LED	DISTANCE	VEHICLE
6	Martin COOPER	1	12	14.49 miles	Kawasaki NINJA 300

Weather / Track : Cloudy / Wet

These results are provisional until the conclusion of any judicial and technical matters.

Brands Hatch Indy

Circuit Length = 1.2079 miles

Start: 11:13 Flag 11:25 End: 11:26

Clerk Of Course :

Timekeeper :

BMCRC - MRO Championships 2019 - Rnd 9 @ Brands Hatch Indy

ACU Team Green Junior & Senior 300

RACE 15 - GRID (12 Laps)



ROW 9	26	707	Sam SPALDING	25	88	David COURT						
ROW 8	24	71	Karie HENLY	23	74	Finn SMART-WEEDEN	1:11.960	22	99	Scot CHRISTIE	1:08.846	
ROW 7	21	32	John MACKNESS	20	50	Fred MCMULLAN	1:08.624	19	27	Andrew BUTTERS	1:07.681	1:06.897
ROW 6	18	48	Kevin SABBARTON	17	617	Tom SPALDING	1:03.024	16	38	Bob COUCHMAN	1:02.676	1:02.320
ROW 5	15	77	Joe WHITE	14	17	Charlotte MARCUZZO	1:02.214	13	65	Konrad BREESE	1:01.895	1:01.500
ROW 4	12	24	Darren STOLTON	11	43	Colin HALL	1:00.560	10	16	Harry COOPER	1:00.527	1:00.380
ROW 3	9	14	Tony DAVIES	8	808	Mason JOHNSON	1:00.123	7	6	Martin COOPER	59.348	58.871
ROW 2	6	55	Harrison DESSOY	5	3	Lewis JONES	58.744	4	68	Lucca ALLEN	58.554	58.490
ROW 1	3	44	Elliot DUFTON	2	46	Ash BARNES	58.483	1	171	Cameron BROWN	58.166	57.664
Pole												

Brands Hatch Indy
Circuit Length = 1.2079 miles

These results are provisional until the conclusion of any judicial and technical matters.

Clerk Of Course :	Steward :	Timekeeper :
-------------------	-----------	--------------

Results can be found at www.tsl-timing.com

Printed - 11:28 Sunday, 06 October 2019



BMCRC - MRO Championships 2019 - Rnd 9 @ Brands Hatch Indy

ACU Team Green Junior & Senior 300

RACE 15 - CLASSIFICATION - AMENDED



POS	NO	CL	PIC NAME	ENTRY	LAPS	TIME	GAP	DIFF	MPH	BEST	ON
1	46	J	1 Ash BARNES	Kawasaki NINJA 400 - BARNEYRACING	12	11:17.247			77.05	54.825	10
2	171	J	2 Cameron BROWN	Kawasaki NINJA 300 -	12	11:26.425	9.178	9.178	76.02	55.529	11
3	6	S	1 Martin COOPER	Kawasaki NINJA 300 -	12	11:29.419	12.172	2.994	75.69	56.098	10
4	44*	J	3 Elliot DUFTON	Kawasaki NINJA 300 - Dad/Held/Torfx	12	11:29.709	12.462	0.290	75.65	55.500	8
5	3*	J	4 Lewis JONES	Kawasaki NINJA 300 - 151 s	12	11:29.828	12.581	0.119	75.64	55.506	4
6	808	J	5 Mason JOHNSON	Kawasaki NINJA 300 - D&D Racing	12	11:35.732	18.485	5.904	75.00	56.382	9
7	68	J	6 Lucca ALLEN	Kawasaki NINJA 300 - Mark Allen Autosmart	12	11:38.400	21.153	2.668	74.71	56.772	10
8	55	J	7 Harrison DESSOY	Kawasaki NINJA 400 - Eastern Garage Racing	12	11:45.531	28.284	7.131	73.96	57.163	4
9	14	S	2 Tony DAVIES	Kawasaki NINJA 300 - 3D Racing	12	11:50.516	33.269	4.985	73.44	57.844	10
10	43	S	3 Colin HALL	Kawasaki NINJA 300 - simply saab	12	11:50.784	33.537	0.268	73.41	57.541	11
11	65	S	4 Konrad BREESE	Kawasaki NINJA 300 - STIHL Racing	12	11:51.348	34.101	0.564	73.35	57.991	11
12	24	S	5 Darren STOLTON	Kawasaki NINJA 300 -	12	12:02.942	45.695	11.594	72.18	58.690	2
13	77	J	8 Joe WHITE	Kawasaki NINJA 300 - Just In Graphics / MZ Contra	12	12:04.207	46.960	1.265	72.05	58.525	12
14	38	S	6 Bob COUCHMAN	Kawasaki NINJA 300 - Pinky Janey	12	12:05.566	48.319	1.359	71.92	58.759	10
15	17	J	9 Charlotte MARCUZZO	Kawasaki NINJA 300 -	12	12:12.375	55.128	6.809	71.25	59.869	3
16	617	S	7 Tom SPALDING	Kawasaki NINJA 300 - Decky Contracts Ltd	11	11:21.552	1 Lap	1 Lap	70.18	59.732	3
17	48	S	8 Kevin SABBARTON	Kawasaki NINJA 300 - Karen Castle Opticians	11	11:23.996	1 Lap	2.444	69.93	1:00.044	11
18	27	S	9 Andrew BUTTERS	Kawasaki NINJA 300 -	11	12:14.712	1 Lap	50.716	65.10	1:05.385	10
19	71	S	10 Karie HENLY	Kawasaki NINJA 300 - Thomas Racing	11	12:15.589	1 Lap	0.877	65.02	1:04.452	11
20	50	J	10 Fred MCMULLAN	Kawasaki NINJA 300 -	11	12:16.238	1 Lap	0.649	64.97	1:04.549	11
21	32	S	11 John MACKNESS	Kawasaki NINJA 300 - Salisbury Cleaners	10	11:20.865	2 Laps	1 Lap	63.86	1:06.072	10
22	99	S	12 Scot CHRISTIE	Kawasaki NINJA 300 -	10	11:21.350	2 Laps	0.485	63.82	1:06.503	4

NOT CLASSIFIED

DNF	16	J	Harry COOPER	Kawasaki NINJA 300 -	4	4:04.908	8 Laps	6 Laps	71.02	58.865	3
DNF	74	J	Finn SMART-WEEDEN	Kawasaki NINJA 300 - Mum and Dad	4	4:18.308	8 Laps	13.400	67.33	1:01.154	4

FASTEST LAP

46	J	Ash BARNES	Kawasaki NINJA 400 - BARNEYRACING	10	54.825	79.31 mph	127.64 kph
6	S	Martin COOPER	Kawasaki NINJA 300 -	10	56.098	77.51 mph	124.75 kph

*Bikes 3 & 44 - 10 Second Penalty applied for Yellow Flag Infringements

Class J - 92.5% of Race Speed = 71.27 mph

Class S - 92.5% of Race Speed = 70.01 mph

Brands Hatch Indy
Circuit Length = 1.2079 miles
Start: 15:38 Flag 15:49 End: 15:51

Weather / Track : Cloudy / Dry

These results are provisional until the conclusion of any judicial and technical matters.

Clerk Of Course :	Steward :	Timekeeper :
-------------------	-----------	--------------

Results can be found at www.tsl-timing.com

Printed - 16:21 Sunday, 06 October 2019



BMCRC - MRO Championships 2019 - Rnd 9 @ Brands Hatch Indy

ACU Team Green Junior & Senior 300

RACE 15 - LAP CHART

LAP 1 @ 15:39:46.093		
NO	BEHIND	LAP TIME

3		1:03.391
44	0.108	1:03.499
46	0.127	1:03.518
55	1.456	1:04.847
171	1.872	1:05.263
6	2.001	1:05.392
68	2.052	1:05.443
808	3.061	1:06.452
43	3.512	1:06.903
14	3.991	1:07.382
16	4.159	1:07.550
65	4.701	1:08.092
24	5.218	1:08.609
17	5.837	1:09.228
77	5.939	1:09.330
38	6.481	1:09.872
617	6.649	1:10.040
48	7.867	1:11.258
27	10.131	1:13.522
74	10.673	1:14.064
99	11.673	1:15.064
71	12.638	1:16.029
32	13.102	1:16.493
50	13.532	1:16.923

LAP 2 @ 15:40:43.199		
NO	BEHIND	LAP TIME

46		56.979
44	0.317	57.315
3	0.472	57.578
55	1.789	57.439
171	2.011	57.245
6	2.070	57.175
68	2.186	57.240
808	4.103	58.148
43	4.962	58.556
14	5.548	58.663
65	6.494	58.899
16	6.624	59.571
24	6.802	58.690
17	9.038	1:00.307
38	9.306	59.931
77	9.432	1:00.599
617	10.218	1:00.675
48	12.524	1:01.763
74	15.080	1:01.513
27	18.560	1:05.535
99	21.797	1:07.230
71	22.376	1:06.844
32	22.747	1:06.751
50	23.023	1:06.597

LAP 3 @ 15:41:39.046		
NO	BEHIND	LAP TIME

46		55.847
44	0.188	55.718
3	0.792	56.167
171	3.233	57.069
55	3.554	57.612
6	3.745	57.522
68	3.834	57.495

808	5.614	57.358
43	7.540	58.425
14	8.496	58.795
65	9.199	58.552
16	9.642	58.865
24	9.774	58.819
38	12.798	59.339
17	13.060	59.869
77	13.273	59.688
617	14.103	59.732
48	18.445	1:01.768
74	20.810	1:01.577
27	28.643	1:05.930
71	33.071	1:06.542
50	33.785	1:06.609
99	34.283	1:08.333
32	34.813	1:07.913

LAP 4 @ 15:42:34.701		
NO	BEHIND	LAP TIME

46		55.655
44	0.058	55.525
3	0.643	55.506
171	3.944	56.366
55	5.062	57.163
6	5.224	57.134
68	5.330	57.151
808	7.242	57.283
43	9.782	57.897
14	11.091	58.250
65	11.796	58.252
16	12.909	58.922
24	13.036	58.917
38	16.780	59.637
17	17.292	59.887
77	17.433	59.815
617	18.757	1:00.309
48	24.263	1:01.473
74	26.309	1:01.154
27	39.376	1:06.388
50	44.189	1:06.059
71	44.428	1:07.012
99	45.131	1:06.503
32	45.441	1:06.283

LAP 5 @ 15:43:30.170		
NO	BEHIND	LAP TIME

46		55.469
44	0.992	56.403
3	1.026	55.852
171	4.890	56.415
6	6.240	56.485
68	7.313	57.452
55	7.593	58.000
808	8.888	57.115
43	12.484	58.171
14	14.100	58.478
65	14.371	58.044
24	17.956	1:00.389
38	21.323	1:00.012
17	22.094	1:00.271
77	22.149	1:00.185
617	23.706	1:00.418
48	30.856	1:02.062

27	50.893	1:06.986
50	56.220	1:07.500

LAP 6 @ 15:44:26.898		
NO	BEHIND	LAP TIME

46		56.728
71	1 Lap	1:08.046
3	0.467	56.169
44	0.652	56.388
99	1 Lap	1:07.948
32	1 Lap	1:08.105
171	4.433	56.271
6	5.770	56.258
68	8.098	57.513
55	9.204	58.339
808	9.337	57.177
43	14.967	59.211
14	16.309	58.937
65	16.397	58.754
24	20.929	59.701
38	24.919	1:00.324
17	25.316	59.950
77	25.514	1:00.093
617	28.329	1:01.351
48	35.954	1:01.826

LAP 7 @ 15:45:22.923		
NO	BEHIND	LAP TIME

46		56.025
3	0.159	55.717
44	0.612	55.985
27	1 Lap	1:06.959
171	5.612	57.204
6	7.696	57.951
50	1 Lap	1:06.293
71	1 Lap	1:06.166
55	10.978	57.799
68	11.253	59.180
808	11.422	58.110
99	1 Lap	1:06.817
32	1 Lap	1:06.645
43	17.272	58.330
14	18.553	58.269
65	18.789	58.417
24	24.304	59.400
38	28.972	1:00.078
77	29.413	59.924
17	29.615	1:00.324
617	34.831	1:02.527
48	41.417	1:01.488

LAP 8 @ 15:46:18.132		
NO	BEHIND	LAP TIME

46		55.209
44	0.803	55.400
3	1.015	56.065
171	6.962	56.559
6	9.080	56.593
808	13.642	57.429
55	14.501	58.732
68	14.734	58.690
27	1 Lap	1:07.040
43	20.924	58.861

71	1 Lap	1:05.750
50	1 Lap	1:06.513
14	22.181	58.837
65	22.629	59.049
99	1 Lap	1:07.423
32	1 Lap	1:07.452
24	28.279	59.184
77	33.030	58.826
38	33.167	59.404
17	34.425	1:00.019
617	41.897	1:02.275
48	47.254	1:01.046

LAP 9 @ 15:47:13.048		
NO	BEHIND	LAP TIME

46		54.916
44	1.295	55.408
3	1.794	55.695
171	8.026	55.980
6	10.349	56.185
808	15.108	56.382
55	16.866	57.281
68	16.977	57.159
14	26.419	59.154
65	26.495	58.782
43	26.509	1:00.501
27	1 Lap	1:05.648
71	1 Lap	1:04.678
50	1 Lap	1:05.217
24	32.520	59.157
77	36.873	58.759
99	1 Lap	1:08.252
32	1 Lap	1:08.000
38	37.764	59.513
17	39.874	1:00.365
617	48.396	1:01.415
48	53.027	1:00.689

LAP 10 @ 15:48:07.873		
NO	BEHIND	LAP TIME

46		54.825
44	2.051	55.581
3	2.697	55.728
171	9.317	56.116
6	11.622	56.098
808	16.858	56.575
68	18.924	56.772
55	20.431	58.390
14	29.438	57.844
65	29.958	58.288
43	30.219	58.535
24	37.466	59.771
27	1 Lap	1:05.605
77	41.181	59.133
71	1 Lap	1:05.426
38	41.698	58.759
50	1 Lap	1:05.419
17	45.602	1:00.553
99	1 Lap	1:06.962
32	1 Lap	1:07.151
617	54.945	1:01.374

LAP 11 @ 15:49:03.288		
NO	BEHIND	LAP TIME

46		55.415
3	2.913	55.631
44	3.048	56.412
48	1 Lap	1:00.579
171	9.431	55.529
6	12.553	56.346
808	18.124	56.681
68	20.711	57.202
55	23.959	58.943
14	31.900	57.877
43	32.345	57.541
65	32.534	57.991
24	41.652	59.601
77	45.096	59.330
38	45.985	59.702
27	1 Lap	1:05.385
17	50.297	1:00.110
71	1 Lap	1:04.644
50	1 Lap	1:04.559

LAP 12 @ 15:49:59.949		
NO	BEHIND	LAP TIME

46		56.661
44	2.462	56.075
3	2.581	56.329
32	2 Laps	1:06.072
99	2 Laps	1:06.818
617	1 Lap	1:01.436
48	1 Lap	1:00.044
171	9.178	56.408
6	12.172	56.280
808	18.485	57.022
68	21.153	57.103
55	28.284	1:00.986
14	33.269	58.030
43	33.537	57.853
65	34.101	58.228
24	45.695	1:00.704
77	46.960	58.525
38	48.319	58.995
17	55.128	1:01.492
27	1 Lap	1:05.714
71	1 Lap	1:04.452
50	1 Lap	1:04.549

Weather / Track : Cloudy / Dry

Brands Hatch Indy

Circuit Length = 1.2079 miles

Start: 15:38 Flag 15:49 End: 15:51

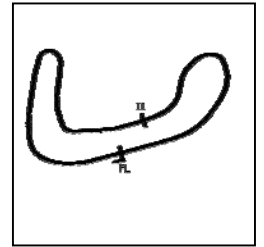
Results can be found at www.tsl-timing.com

Printed - 15:52 Sunday, 06 October 2019

BMCRC - MRO Championships 2019 - Rnd 9 @ Brands Hatch Indy

ACU Team Green Junior & Senior 300

RACE 15 - SECTOR ANALYSIS



SECTOR 1 = FL to I1, SECTOR 2 = I1 to FL, DIFF = Difference To Personal Best Lap, P = Crossed Finish Line in Pit Lane, D = Time Disallowed

P1 46 J Ash BARNES		Kawasaki NINJA 400 - BARNEYRACING				
IDEAL LAP TIME : 54.684		BEST LAP TIME : 54.825		DIFFERENCE : 0.141		
LAP	SECTOR 1	SECTOR 2	LAP TIME	MPH	DIFF	TIME OF DAY
1 -		22.999	1:03.518	68.46	8.693	15:39:46.220
2 -	34.050	22.929	56.979	76.31	2.154	15:40:43.199
3 -	33.339	22.508	55.847	77.86	1.022	15:41:39.046
4 -	33.148	22.507	55.655	78.13	0.830	15:42:34.701
5 -	33.172	22.297	55.469	78.39	0.644	15:43:30.170
6 -	33.571	23.157	56.728	76.65	1.903	15:44:26.898
7 -	33.607	22.418	56.025	77.61	1.200	15:45:22.923
8 -	32.890	22.319	55.209 (3)	78.76	0.384	15:46:18.132
9 -	32.796	22.120	54.916 (2)	79.18	0.091	15:47:13.048
10 -	32.564	22.261	54.825 (1)	79.31		15:48:07.873
11 -	33.092	22.323	55.415	78.47	0.590	15:49:03.288
12 -	34.113	22.548	56.661	76.74	1.836	15:49:59.949

P2 171 J Cameron BROWN		Kawasaki NINJA 300 -				
IDEAL LAP TIME : 55.529		BEST LAP TIME : 55.529		DIFFERENCE : 0.000		
LAP	SECTOR 1	SECTOR 2	LAP TIME	MPH	DIFF	TIME OF DAY
1 -		23.616	1:05.263	66.63	9.734	15:39:47.965
2 -	34.302	22.943	57.245	75.96	1.716	15:40:45.210
3 -	34.189	22.880	57.069	76.19	1.540	15:41:42.279
4 -	33.480	22.886	56.366	77.14	0.837	15:42:38.645
5 -	33.563	22.852	56.415	77.08	0.886	15:43:35.060
6 -	33.657	22.614	56.271	77.27	0.742	15:44:31.331
7 -	34.632	22.572	57.204	76.01	1.675	15:45:28.535
8 -	33.890	22.669	56.559	76.88	1.030	15:46:25.094
9 -	33.374	22.606	55.980 (2)	77.68	0.451	15:47:21.074
10 -	33.377	22.739	56.116 (3)	77.49	0.587	15:48:17.190
11 -	33.071	22.458	55.529 (1)	78.31		15:49:12.719
12 -	33.626	22.782	56.408	77.09	0.879	15:50:09.127

P3 6 S Martin COOPER		Kawasaki NINJA 300 -				
IDEAL LAP TIME : 56.002		BEST LAP TIME : 56.098		DIFFERENCE : 0.096		
LAP	SECTOR 1	SECTOR 2	LAP TIME	MPH	DIFF	TIME OF DAY
1 -		23.173	1:05.392	66.50	9.294	15:39:48.094
2 -	34.399	22.776	57.175	76.05	1.077	15:40:45.269
3 -	34.593	22.929	57.522	75.59	1.424	15:41:42.791
4 -	34.195	22.939	57.134	76.11	1.036	15:42:39.925
5 -	33.693	22.792	56.485	76.98	0.387	15:43:36.410
6 -	33.510	22.748	56.258 (3)	77.29	0.160	15:44:32.668
7 -	34.610	23.341	57.951	75.03	1.853	15:45:30.619
8 -	33.804	22.789	56.593	76.83	0.495	15:46:27.212
9 -	33.424	22.761	56.185 (2)	77.39	0.087	15:47:23.397
10 -	33.254	22.844	56.098 (1)	77.51		15:48:19.495
11 -	33.454	22.892	56.346	77.17	0.248	15:49:15.841
12 -	33.499	22.781	56.280	77.26	0.182	15:50:12.121

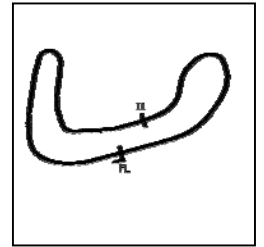
Weather / Track : Cloudy / Dry

Brands Hatch Indy
Circuit Length = 1.2079 miles
Start: 15:38 Flag 15:49 End: 15:51

BMCRC - MRO Championships 2019 - Rnd 9 @ Brands Hatch Indy

ACU Team Green Junior & Senior 300

RACE 15 - SECTOR ANALYSIS



SECTOR 1 = FL to I1, SECTOR 2 = I1 to FL, DIFF = Difference To Personal Best Lap, P = Crossed Finish Line in Pit Lane, D = Time Disallowed

P4 44 J Elliot DUFTON		Kawasaki NINJA 300 - Dad/Held/Torfx				
IDEAL LAP TIME : 55.326		BEST LAP TIME : 55.400		DIFFERENCE : 0.074		
LAP	SECTOR 1	SECTOR 2	LAP TIME	MPH	DIFF	TIME OF DAY
1 -		23.103	1:03.499	68.48	8.099	15:39:46.201
2 -	34.202	23.113	57.315	75.87	1.915	15:40:43.516
3 -	33.381	22.337	55.718	78.04	0.318	15:41:39.234
4 -	33.138	22.387	55.525 (3)	78.31	0.125	15:42:34.759
5 -	33.250	23.153	56.403	77.09	1.003	15:43:31.162
6 -	33.801	22.587	56.388	77.11	0.988	15:44:27.550
7 -	33.592	22.393	55.985	77.67	0.585	15:45:23.535
8 -	33.016	22.384	55.400 (1)	78.49		15:46:18.935
9 -	33.040	22.368	55.408 (2)	78.48	0.008	15:47:14.343
10 -	32.989	22.592	55.581	78.23	0.181	15:48:09.924
11 -	33.153	23.259	56.412	77.08	1.012	15:49:06.336
12 -	33.081	22.994	56.075	77.54	0.675	15:50:02.411

P5 3 J Lewis JONES		Kawasaki NINJA 300 - 151 s				
IDEAL LAP TIME : 55.324		BEST LAP TIME : 55.506		DIFFERENCE : 0.182		
LAP	SECTOR 1	SECTOR 2	LAP TIME	MPH	DIFF	TIME OF DAY
1 -		22.729	1:03.391	68.59	7.885	15:39:46.093
2 -	34.080	23.498	57.578	75.52	2.072	15:40:43.671
3 -	33.786	22.381	56.167	77.42	0.661	15:41:39.838
4 -	33.140	22.366	55.506 (1)	78.34		15:42:35.344
5 -	33.486	22.366	55.852	77.85	0.346	15:43:31.196
6 -	33.608	22.561	56.169	77.42	0.663	15:44:27.365
7 -	33.498	22.219	55.717	78.04	0.211	15:45:23.082
8 -	33.579	22.486	56.065	77.56	0.559	15:46:19.147
9 -	33.211	22.484	55.695 (3)	78.07	0.189	15:47:14.842
10 -	33.105	22.623	55.728	78.03	0.222	15:48:10.570
11 -	33.143	22.488	55.631 (2)	78.16	0.125	15:49:06.201
12 -	33.616	22.713	56.329	77.20	0.823	15:50:02.530

P6 808 J Mason JOHNSON		Kawasaki NINJA 300 - D&D Racing				
IDEAL LAP TIME : 56.087		BEST LAP TIME : 56.382		DIFFERENCE : 0.295		
LAP	SECTOR 1	SECTOR 2	LAP TIME	MPH	DIFF	TIME OF DAY
1 -		23.683	1:06.452	65.43	10.070	15:39:49.154
2 -	34.840	23.308	58.148	74.78	1.766	15:40:47.302
3 -	34.318	23.040	57.358	75.81	0.976	15:41:44.660
4 -	34.300	22.983	57.283	75.91	0.901	15:42:41.943
5 -	34.123	22.992	57.115	76.13	0.733	15:43:39.058
6 -	34.625	22.552	57.177	76.05	0.795	15:44:36.235
7 -	34.699	23.411	58.110	74.83	1.728	15:45:34.345
8 -	34.368	23.061	57.429	75.72	1.047	15:46:31.774
9 -	33.535	22.847	56.382 (1)	77.12		15:47:28.156
10 -	33.711	22.864	56.575 (2)	76.86	0.193	15:48:24.731
11 -	33.813	22.868	56.681 (3)	76.72	0.299	15:49:21.412
12 -	33.960	23.062	57.022	76.26	0.640	15:50:18.434

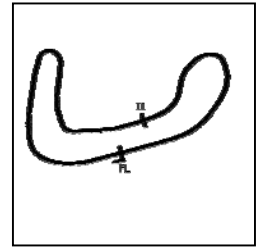
Weather / Track : Cloudy / Dry

Brands Hatch Indy
Circuit Length = 1.2079 miles
Start: 15:38 Flag 15:49 End: 15:51

BMCRC - MRO Championships 2019 - Rnd 9 @ Brands Hatch Indy

ACU Team Green Junior & Senior 300

RACE 15 - SECTOR ANALYSIS



SECTOR 1 = FL to I1, SECTOR 2 = I1 to FL, DIFF = Difference To Personal Best Lap, P = Crossed Finish Line in Pit Lane, D = Time Disallowed

P7 68 J Lucca ALLEN			Kawasaki NINJA 300 - Mark Allen Autosmart			
IDEAL LAP TIME : 56.535		BEST LAP TIME : 56.772	DIFFERENCE : 0.237			
LAP	SECTOR 1	SECTOR 2	LAP TIME	MPH	DIFF	TIME OF DAY
1 -		23.131	1:05.443	66.44	8.671	15:39:48.145
2 -	34.581	22.659	57.240	75.97	0.468	15:40:45.385
3 -	34.718	22.777	57.495	75.63	0.723	15:41:42.880
4 -	34.280	22.871	57.151 (3)	76.08	0.379	15:42:40.031
5 -	34.604	22.848	57.452	75.69	0.680	15:43:37.483
6 -	34.606	22.907	57.513	75.61	0.741	15:44:34.996
7 -	34.728	24.452	59.180	73.48	2.408	15:45:34.176
8 -	34.948	23.742	58.690	74.09	1.918	15:46:32.866
9 -	34.114	23.045	57.159	76.07	0.387	15:47:30.025
10 -	33.876	22.896	56.772 (1)	76.59		15:48:26.797
11 -	34.405	22.797	57.202	76.02	0.430	15:49:23.999
12 -	34.326	22.777	57.103 (2)	76.15	0.331	15:50:21.102

P8 55 J Harrison DESOY			Kawasaki NINJA 400 - Eastern Garage Racing			
IDEAL LAP TIME : 57.154		BEST LAP TIME : 57.163	DIFFERENCE : 0.009			
LAP	SECTOR 1	SECTOR 2	LAP TIME	MPH	DIFF	TIME OF DAY
1 -		23.359	1:04.847	67.05	7.684	15:39:47.549
2 -	34.358	23.081	57.439 (3)	75.70	0.276	15:40:44.988
3 -	34.539	23.073	57.612	75.48	0.449	15:41:42.600
4 -	34.138	23.025	57.163 (1)	76.07		15:42:39.763
5 -	34.876	23.124	58.000	74.97	0.837	15:43:37.763
6 -	35.313	23.026	58.339	74.54	1.176	15:44:36.102
7 -	34.450	23.349	57.799	75.23	0.636	15:45:33.901
8 -	34.514	24.218	58.732	74.04	1.569	15:46:32.633
9 -	34.265	23.016	57.281 (2)	75.91	0.118	15:47:29.914
10 -	35.210	23.180	58.390	74.47	1.227	15:48:28.304
11 -	35.237	23.706	58.943	73.77	1.780	15:49:27.247
12 -	35.737	25.249	1:00.986	71.30	3.823	15:50:28.233

P9 14 S Tony DAVIES			Kawasaki NINJA 300 - 3D Racing			
IDEAL LAP TIME : 57.720		BEST LAP TIME : 57.844	DIFFERENCE : 0.124			
LAP	SECTOR 1	SECTOR 2	LAP TIME	MPH	DIFF	TIME OF DAY
1 -		23.994	1:07.382	64.53	9.538	15:39:50.084
2 -	35.035	23.628	58.663	74.12	0.819	15:40:48.747
3 -	35.091	23.704	58.795	73.96	0.951	15:41:47.542
4 -	34.806	23.444	58.250	74.65	0.406	15:42:45.792
5 -	34.914	23.564	58.478	74.36	0.634	15:43:44.270
6 -	35.472	23.465	58.937	73.78	1.093	15:44:43.207
7 -	34.848	23.421	58.269	74.62	0.425	15:45:41.476
8 -	34.588	24.249	58.837	73.90	0.993	15:46:40.313
9 -	34.679	24.475	59.154	73.51	1.310	15:47:39.467
10 -	34.431	23.413	57.844 (1)	75.17		15:48:37.311
11 -	34.588	23.289	57.877 (2)	75.13	0.033	15:49:35.188
12 -	34.670	23.360	58.030 (3)	74.93	0.186	15:50:33.218

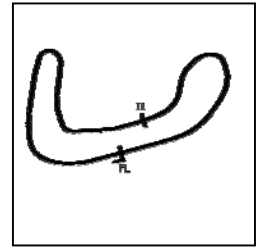
Weather / Track : Cloudy / Dry

Brands Hatch Indy
Circuit Length = 1.2079 miles
Start: 15:38 Flag 15:49 End: 15:51

BMCRC - MRO Championships 2019 - Rnd 9 @ Brands Hatch Indy

ACU Team Green Junior & Senior 300

RACE 15 - SECTOR ANALYSIS



SECTOR 1 = FL to I1, SECTOR 2 = I1 to FL, DIFF = Difference To Personal Best Lap, P = Crossed Finish Line in Pit Lane, D = Time Disallowed

P10 43 S		Colin HALL		Kawasaki NINJA 300 - simply saab		
IDEAL LAP TIME : 57.386		BEST LAP TIME : 57.541		DIFFERENCE : 0.155		
LAP	SECTOR 1	SECTOR 2	LAP TIME	MPH	DIFF	TIME OF DAY
1 -		23.914	1:06.903	64.99	9.362	15:39:49.605
2 -	34.595	23.961	58.556	74.26	1.015	15:40:48.161
3 -	34.922	23.503	58.425	74.43	0.884	15:41:46.586
4 -	34.634	23.263	57.897 (3)	75.10	0.356	15:42:44.483
5 -	34.597	23.574	58.171	74.75	0.630	15:43:42.654
6 -	35.760	23.451	59.211	73.44	1.670	15:44:41.865
7 -	34.955	23.375	58.330	74.55	0.789	15:45:40.195
8 -	35.111	23.750	58.861	73.87	1.320	15:46:39.056
9 -	35.959	24.542	1:00.501	71.87	2.960	15:47:39.557
10 -	35.136	23.399	58.535	74.29	0.994	15:48:38.092
11 -	34.123	23.418	57.541 (1)	75.57		15:49:35.633
12 -	34.422	23.431	57.853 (2)	75.16	0.312	15:50:33.486

P11 65 S		Konrad BREESE		Kawasaki NINJA 300 - STIHL Racing		
IDEAL LAP TIME : 57.934		BEST LAP TIME : 57.991		DIFFERENCE : 0.057		
LAP	SECTOR 1	SECTOR 2	LAP TIME	MPH	DIFF	TIME OF DAY
1 -		23.800	1:08.092	63.86	10.101	15:39:50.794
2 -	35.295	23.604	58.899	73.83	0.908	15:40:49.693
3 -	35.235	23.317	58.552	74.26	0.561	15:41:48.245
4 -	34.961	23.291	58.252	74.65	0.261	15:42:46.497
5 -	34.824	23.220	58.044 (2)	74.91	0.053	15:43:44.541
6 -	35.417	23.337	58.754	74.01	0.763	15:44:43.295
7 -	35.286	23.131	58.417	74.44	0.426	15:45:41.712
8 -	35.112	23.937	59.049	73.64	1.058	15:46:40.761
9 -	35.112	23.670	58.782	73.97	0.791	15:47:39.543
10 -	35.039	23.249	58.288	74.60	0.297	15:48:37.831
11 -	34.881	23.110	57.991 (1)	74.98		15:49:35.822
12 -	35.041	23.187	58.228 (3)	74.68	0.237	15:50:34.050

P12 24 S		Darren STOLTON		Kawasaki NINJA 300 -		
IDEAL LAP TIME : 58.459		BEST LAP TIME : 58.690		DIFFERENCE : 0.231		
LAP	SECTOR 1	SECTOR 2	LAP TIME	MPH	DIFF	TIME OF DAY
1 -		24.126	1:08.609	63.38	9.919	15:39:51.311
2 -	35.021	23.669	58.690 (1)	74.09		15:40:50.001
3 -	35.381	23.438	58.819 (2)	73.93	0.129	15:41:48.820
4 -	35.230	23.687	58.917 (3)	73.80	0.227	15:42:47.737
5 -	36.211	24.178	1:00.389	72.00	1.699	15:43:48.126
6 -	36.176	23.525	59.701	72.83	1.011	15:44:47.827
7 -	35.671	23.729	59.400	73.20	0.710	15:45:47.227
8 -	35.562	23.622	59.184	73.47	0.494	15:46:46.411
9 -	35.243	23.914	59.157	73.50	0.467	15:47:45.568
10 -	35.856	23.915	59.771	72.75	1.081	15:48:45.339
11 -	35.835	23.766	59.601	72.96	0.911	15:49:44.940
12 -	36.135	24.569	1:00.704	71.63	2.014	15:50:45.644

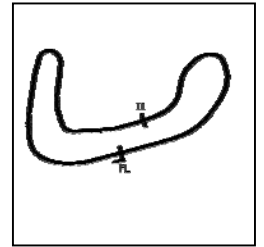
Weather / Track : Cloudy / Dry

Brands Hatch Indy
Circuit Length = 1.2079 miles
Start: 15:38 Flag 15:49 End: 15:51

BMCRC - MRO Championships 2019 - Rnd 9 @ Brands Hatch Indy

ACU Team Green Junior & Senior 300

RACE 15 - SECTOR ANALYSIS



SECTOR 1 = FL to I1, SECTOR 2 = I1 to FL, DIFF = Difference To Personal Best Lap, P = Crossed Finish Line in Pit Lane, D = Time Disallowed

P13 77 J Joe WHITE			Kawasaki NINJA 300 - Just In Graphics / MZ Contracts			
IDEAL LAP TIME : 58.451		BEST LAP TIME : 58.525	DIFFERENCE : 0.074			
LAP	SECTOR 1	SECTOR 2	LAP TIME	MPH	DIFF	TIME OF DAY
1 -		24.275	1:09.330	62.72	10.805	15:39:52.032
2 -	36.566	24.033	1:00.599	71.76	2.074	15:40:52.631
3 -	35.800	23.888	59.688	72.85	1.163	15:41:52.319
4 -	35.815	24.000	59.815	72.70	1.290	15:42:52.134
5 -	36.487	23.698	1:00.185	72.25	1.660	15:43:52.319
6 -	36.589	23.504	1:00.093	72.36	1.568	15:44:52.412
7 -	36.466	23.458	59.924	72.56	1.399	15:45:52.336
8 -	35.143	23.683	58.826 (3)	73.92	0.301	15:46:51.162
9 -	35.128	23.631	58.759 (2)	74.00	0.234	15:47:49.921
10 -	35.205	23.928	59.133	73.53	0.608	15:48:49.054
11 -	35.703	23.627	59.330	73.29	0.805	15:49:48.384
12 -	35.202	23.323	58.525 (1)	74.30		15:50:46.909

P14 38 S Bob COUCHMAN			Kawasaki NINJA 300 - Pinky Janey			
IDEAL LAP TIME : 58.604		BEST LAP TIME : 58.759	DIFFERENCE : 0.155			
LAP	SECTOR 1	SECTOR 2	LAP TIME	MPH	DIFF	TIME OF DAY
1 -		23.981	1:09.872	62.23	11.113	15:39:52.574
2 -	35.735	24.196	59.931	72.56	1.172	15:40:52.505
3 -	35.227	24.112	59.339 (3)	73.28	0.580	15:41:51.844
4 -	35.504	24.133	59.637	72.91	0.878	15:42:51.481
5 -	35.986	24.026	1:00.012	72.46	1.253	15:43:51.493
6 -	36.292	24.032	1:00.324	72.08	1.565	15:44:51.817
7 -	35.959	24.119	1:00.078	72.38	1.319	15:45:51.895
8 -	35.348	24.056	59.404	73.20	0.645	15:46:51.299
9 -	35.722	23.791	59.513	73.06	0.754	15:47:50.812
10 -	34.876	23.883	58.759 (1)	74.00		15:48:49.571
11 -	35.714	23.988	59.702	72.83	0.943	15:49:49.273
12 -	35.267	23.728	58.995 (2)	73.71	0.236	15:50:48.268

P15 17 J Charlotte MARCUZZO			Kawasaki NINJA 300 -			
IDEAL LAP TIME : 59.436		BEST LAP TIME : 59.869	DIFFERENCE : 0.433			
LAP	SECTOR 1	SECTOR 2	LAP TIME	MPH	DIFF	TIME OF DAY
1 -		24.494	1:09.228	62.81	9.359	15:39:51.930
2 -	36.195	24.112	1:00.307	72.10	0.438	15:40:52.237
3 -	35.786	24.083	59.869 (1)	72.63		15:41:52.106
4 -	35.780	24.107	59.887 (2)	72.61	0.018	15:42:51.993
5 -	36.385	23.886	1:00.271	72.15	0.402	15:43:52.264
6 -	36.294	23.656	59.950 (3)	72.53	0.081	15:44:52.214
7 -	36.247	24.077	1:00.324	72.08	0.455	15:45:52.538
8 -	35.904	24.115	1:00.019	72.45	0.150	15:46:52.557
9 -	36.267	24.098	1:00.365	72.03	0.496	15:47:52.922
10 -	36.661	23.892	1:00.553	71.81	0.684	15:48:53.475
11 -	35.898	24.212	1:00.110	72.34	0.241	15:49:53.585
12 -	37.421	24.071	1:01.492	70.71	1.623	15:50:55.077

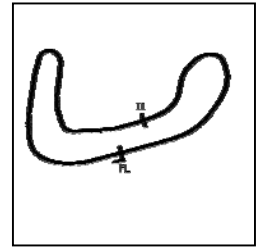
Weather / Track : Cloudy / Dry

Brands Hatch Indy
Circuit Length = 1.2079 miles
Start: 15:38 Flag 15:49 End: 15:51

BMCRC - MRO Championships 2019 - Rnd 9 @ Brands Hatch Indy

ACU Team Green Junior & Senior 300

RACE 15 - SECTOR ANALYSIS



SECTOR 1 = FL to I1, SECTOR 2 = I1 to FL, DIFF = Difference To Personal Best Lap, P = Crossed Finish Line in Pit Lane, D = Time Disallowed

P16 617 S Tom SPALDING			Kawasaki NINJA 300 - Decky Contracts Ltd			
IDEAL LAP TIME : 59.732		BEST LAP TIME : 59.732		DIFFERENCE : 0.000		
LAP	SECTOR 1	SECTOR 2	LAP TIME	MPH	DIFF	TIME OF DAY
1 -		24.579	1:10.040	62.08	10.308	15:39:52.742
2 -	36.092	24.583	1:00.675	71.67	0.943	15:40:53.417
3 -	35.738	23.994	59.732 (1)	72.80		15:41:53.149
4 -	36.134	24.175	1:00.309 (2)	72.10	0.577	15:42:53.458
5 -	36.393	24.025	1:00.418 (3)	71.97	0.686	15:43:53.876
6 -	37.010	24.341	1:01.351	70.88	1.619	15:44:55.227
7 -	37.561	24.966	1:02.527	69.54	2.795	15:45:57.754
8 -	37.015	25.260	1:02.275	69.82	2.543	15:47:00.029
9 -	36.659	24.756	1:01.415	70.80	1.683	15:48:01.444
10 -	36.741	24.633	1:01.374	70.85	1.642	15:49:02.818
11 -	36.903	24.533	1:01.436	70.78	1.704	15:50:04.254

P17 48 S Kevin SABBARTON			Kawasaki NINJA 300 - Karen Castle Opticians			
IDEAL LAP TIME : 1:00.044		BEST LAP TIME : 1:00.044		DIFFERENCE : 0.000		
LAP	SECTOR 1	SECTOR 2	LAP TIME	MPH	DIFF	TIME OF DAY
1 -		24.800	1:11.258	61.02	11.214	15:39:53.960
2 -	36.836	24.927	1:01.763	70.40	1.719	15:40:55.723
3 -	37.164	24.604	1:01.768	70.40	1.724	15:41:57.491
4 -	36.935	24.538	1:01.473	70.74	1.429	15:42:58.964
5 -	37.287	24.775	1:02.062	70.06	2.018	15:44:01.026
6 -	37.321	24.505	1:01.826	70.33	1.782	15:45:02.852
7 -	37.011	24.477	1:01.488	70.72	1.444	15:46:04.340
8 -	36.507	24.539	1:01.046	71.23	1.002	15:47:05.386
9 -	36.460	24.229	1:00.689 (3)	71.65	0.645	15:48:06.075
10 -	36.259	24.320	1:00.579 (2)	71.78	0.535	15:49:06.654
11 -	35.824	24.220	1:00.044 (1)	72.42		15:50:06.698

P18 27 S Andrew BUTTERS			Kawasaki NINJA 300 -			
IDEAL LAP TIME : 1:04.935		BEST LAP TIME : 1:05.385		DIFFERENCE : 0.450		
LAP	SECTOR 1	SECTOR 2	LAP TIME	MPH	DIFF	TIME OF DAY
1 -		26.250	1:13.522	59.14	8.137	15:39:56.224
2 -	39.312	26.223	1:05.535 (2)	66.35	0.150	15:41:01.759
3 -	39.692	26.238	1:05.930	65.95	0.545	15:42:07.689
4 -	40.105	26.283	1:06.388	65.50	1.003	15:43:14.077
5 -	40.083	26.903	1:06.986	64.91	1.601	15:44:21.063
6 -	40.536	26.423	1:06.959	64.94	1.574	15:45:28.022
7 -	40.209	26.831	1:07.040	64.86	1.655	15:46:35.062
8 -	39.411	26.237	1:05.648	66.24	0.263	15:47:40.710
9 -	39.026	26.579	1:05.605 (3)	66.28	0.220	15:48:46.315
10 -	38.987	26.398	1:05.385 (1)	66.50		15:49:51.700
11 -	39.766	25.948	1:05.714	66.17	0.329	15:50:57.414

P19 71 S Karie HENLY			Kawasaki NINJA 300 - Thomas Racing			
IDEAL LAP TIME : 1:04.428		BEST LAP TIME : 1:04.452		DIFFERENCE : 0.024		
LAP	SECTOR 1	SECTOR 2	LAP TIME	MPH	DIFF	TIME OF DAY
1 -		26.294	1:16.029	57.19	11.577	15:39:58.731
2 -	39.827	27.017	1:06.844	65.05	2.392	15:41:05.575
3 -	40.261	26.281	1:06.542	65.35	2.090	15:42:12.117
4 -	40.092	26.920	1:07.012	64.89	2.560	15:43:19.129
5 -	41.669	26.377	1:08.046	63.90	3.594	15:44:27.175
6 -	40.157	26.009	1:06.166	65.72	1.714	15:45:33.341
7 -	39.615	26.135	1:05.750	66.13	1.298	15:46:39.091
8 -	38.633	26.045	1:04.678 (3)	67.23	0.226	15:47:43.769
9 -	39.399	26.027	1:05.426	66.46	0.974	15:48:49.195
10 -	38.751	25.893	1:04.644 (2)	67.27	0.192	15:49:53.839
11 -	38.657	25.795	1:04.452 (1)	67.47		15:50:58.291

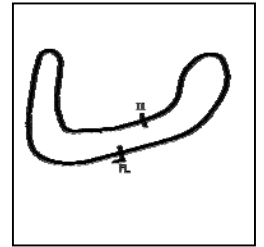
Weather / Track : Cloudy / Dry

Brands Hatch Indy
Circuit Length = 1.2079 miles
Start: 15:38 Flag 15:49 End: 15:51

BMCRC - MRO Championships 2019 - Rnd 9 @ Brands Hatch Indy

ACU Team Green Junior & Senior 300

RACE 15 - SECTOR ANALYSIS



SECTOR 1 = FL to I1, SECTOR 2 = I1 to FL, DIFF = Difference To Personal Best Lap, P = Crossed Finish Line in Pit Lane, D = Time Disallowed

P20 50 J Fred MCMULLAN			Kawasaki NINJA 300 -			
IDEAL LAP TIME : 1:04.441		BEST LAP TIME : 1:04.549	DIFFERENCE : 0.108			
LAP	SECTOR 1	SECTOR 2	LAP TIME	MPH	DIFF	TIME OF DAY
1 -		26.460	1:16.923	56.53	12.374	15:39:59.625
2 -	39.646	26.951	1:06.597	65.29	2.048	15:41:06.222
3 -	40.586	26.023	1:06.609	65.28	2.060	15:42:12.831
4 -	39.716	26.343	1:06.059	65.82	1.510	15:43:18.890
5 -	41.150	26.350	1:07.500	64.42	2.951	15:44:26.390
6 -	40.359	25.934	1:06.293	65.59	1.744	15:45:32.683
7 -	39.790	26.723	1:06.513	65.37	1.964	15:46:39.196
8 -	39.042	26.175	1:05.217 (3)	66.67	0.668	15:47:44.413
9 -	39.153	26.266	1:05.419	66.47	0.870	15:48:49.832
10 -	38.586	25.973	1:04.559 (2)	67.35	0.010	15:49:54.391
11 -	38.507	26.042	1:04.549 (1)	67.36		15:50:58.940

P21 32 S John MACKNESS			Kawasaki NINJA 300 - Salisbury Cleaners			
IDEAL LAP TIME : 1:05.932		BEST LAP TIME : 1:06.072	DIFFERENCE : 0.140			
LAP	SECTOR 1	SECTOR 2	LAP TIME	MPH	DIFF	TIME OF DAY
1 -		26.551	1:16.493	56.84	10.421	15:39:59.195
2 -	39.938	26.813	1:06.751	65.14	0.679	15:41:05.946
3 -	41.123	26.790	1:07.913	64.03	1.841	15:42:13.859
4 -	40.108	26.175	1:06.283 (2)	65.60	0.211	15:43:20.142
5 -	41.474	26.631	1:08.105	63.85	2.033	15:44:28.247
6 -	40.414	26.231	1:06.645 (3)	65.25	0.573	15:45:34.892
7 -	40.748	26.704	1:07.452	64.46	1.380	15:46:42.344
8 -	41.249	26.751	1:08.000	63.95	1.928	15:47:50.344
9 -	40.852	26.299	1:07.151	64.75	1.079	15:48:57.495
10 -	40.078	25.994	1:06.072 (1)	65.81		15:50:03.567

P22 99 S Scot CHRISTIE			Kawasaki NINJA 300 -			
IDEAL LAP TIME : 1:06.114		BEST LAP TIME : 1:06.503	DIFFERENCE : 0.389			
LAP	SECTOR 1	SECTOR 2	LAP TIME	MPH	DIFF	TIME OF DAY
1 -		26.138	1:15.064	57.93	8.561	15:39:57.766
2 -	40.597	26.633	1:07.230	64.68	0.727	15:41:04.996
3 -	41.887	26.446	1:08.333	63.63	1.830	15:42:13.329
4 -	40.260	26.243	1:06.503 (1)	65.38		15:43:19.832
5 -	41.667	26.281	1:07.948	63.99	1.445	15:44:27.780
6 -	40.424	26.393	1:06.817 (2)	65.08	0.314	15:45:34.597
7 -	40.670	26.753	1:07.423	64.49	0.920	15:46:42.020
8 -	41.373	26.879	1:08.252	63.71	1.749	15:47:50.272
9 -	40.646	26.316	1:06.962	64.94	0.459	15:48:57.234
10 -	40.964	25.854	1:06.818 (3)	65.08	0.315	15:50:04.052

P23 16 J Harry COOPER			Kawasaki NINJA 300 -			
IDEAL LAP TIME : 58.663		BEST LAP TIME : 58.865	DIFFERENCE : 0.202			
LAP	SECTOR 1	SECTOR 2	LAP TIME	MPH	DIFF	TIME OF DAY
1 -		24.142	1:07.550	64.37	8.685	15:39:50.252
2 -	35.557	24.014	59.571 (3)	72.99	0.706	15:40:49.823
3 -	35.431	23.434	58.865 (1)	73.87		15:41:48.688
4 -	35.229	23.693	58.922 (2)	73.80	0.057	15:42:47.610

P24 74 J Finn SMART-WEEDEN			Kawasaki NINJA 300 - Mum and Dad			
IDEAL LAP TIME : 1:00.997		BEST LAP TIME : 1:01.154	DIFFERENCE : 0.157			
LAP	SECTOR 1	SECTOR 2	LAP TIME	MPH	DIFF	TIME OF DAY
1 -		25.388	1:14.064	58.71	12.910	15:39:56.766
2 -	36.916	24.597	1:01.513 (2)	70.69	0.359	15:40:58.279
3 -	37.005	24.572	1:01.577 (3)	70.62	0.423	15:41:59.856
4 -	36.425	24.729	1:01.154 (1)	71.10		15:43:01.010

Weather / Track : Cloudy / Dry

Brands Hatch Indy
Circuit Length = 1.2079 miles
Start: 15:38 Flag 15:49 End: 15:51

BMCRC - MRO Championships 2019 - Rnd 9 @ Brands Hatch Indy

ACU Team Green Junior & Senior 300

RACE 15 - BEST SECTORS

SECTOR 1			SECTOR 2			IDEAL / BEST COMPARISON						
POS	NO	NAME	TIME	NO	NAME	TIME	POS	NO	NAME	IDEAL	BEST	DIFF
									PERFECT LAP	54.684		
1	46	BARNES	32.564	46	BARNES	22.120	1	46	BARNES	54.684	54.825	0.141
2	44	DUFTON	32.989	3	JONES	22.219	2	3	JONES	55.324	55.506	0.182
3	171	BROWN	33.071	44	DUFTON	22.337	3	44	DUFTON	55.326	55.400	0.074
4	3	JONES	33.105	171	BROWN	22.458	4	171	BROWN	55.529	55.529	0.000
5	6	COOPER	33.254	808	JOHNSON	22.552	5	6	COOPER	56.002	56.098	0.096
6	808	JOHNSON	33.535	68	ALLEN	22.659	6	808	JOHNSON	56.087	56.382	0.295
7	68	ALLEN	33.876	6	COOPER	22.748	7	68	ALLEN	56.535	56.772	0.237
8	43	HALL	34.123	55	DESSOY	23.016	8	55	DESSOY	57.154	57.163	0.009
9	55	DESSOY	34.138	65	BREESE	23.110	9	43	HALL	57.386	57.541	0.155
10	14	DAVIES	34.431	43	HALL	23.263	10	14	DAVIES	57.720	57.844	0.124
11	65	BREESE	34.824	14	DAVIES	23.289	11	65	BREESE	57.934	57.991	0.057
12	38	COUCHMAN	34.876	77	WHITE	23.323	12	77	WHITE	58.451	58.525	0.074
13	24	STOLTON	35.021	16	COOPER	23.434	13	24	STOLTON	58.459	58.690	0.231
14	77	WHITE	35.128	24	STOLTON	23.438	14	38	COUCHMAN	58.604	58.759	0.155
15	16	COOPER	35.229	17	MARCUZZO	23.656	15	16	COOPER	58.663	58.865	0.202
16	617	SPALDING	35.738	38	COUCHMAN	23.728	16	17	MARCUZZO	59.436	59.869	0.433
17	17	MARCUZZO	35.780	617	SPALDING	23.994	17	617	SPALDING	59.732	59.732	0.000
18	48	SABBARTON	35.824	48	SABBARTON	24.220	18	48	SABBARTON	1:00.044	1:00.044	0.000
19	74	SMART-WEEDEN	36.425	74	SMART-WEEDEN	24.572	19	74	SMART-WEEDEN	1:00.997	1:01.154	0.157
20	50	MCMULLAN	38.507	71	HENLY	25.795	20	71	HENLY	1:04.428	1:04.452	0.024
21	71	HENLY	38.633	99	CHRISTIE	25.854	21	50	MCMULLAN	1:04.441	1:04.549	0.108
22	27	BUTTERS	38.987	50	MCMULLAN	25.934	22	27	BUTTERS	1:04.935	1:05.385	0.450
23	32	MACKNESS	39.938	27	BUTTERS	25.948	23	32	MACKNESS	1:05.932	1:06.072	0.140
24	99	CHRISTIE	40.260	32	MACKNESS	25.994	24	99	CHRISTIE	1:06.114	1:06.503	0.389

Weather / Track : Cloudy / Dry

Results can be found at www.tsl-timing.com

Brands Hatch Indy
 Circuit Length = 1.2079 miles
 Start: 15:38 Flag 15:49 End: 15:51

Printed - 15:52 Sunday, 06 October 2019

BMCRC - MRO Championships 2019 - Rnd 9 @ Brands Hatch Indy

ACU Team Green Junior & Senior 300

RACE 15 - STATISTICS

Competitors Started 24
Planned Start 2019-10-06 @ 14:55:00.000
Actual Start 2019-10-06 @ 15:38:42.701
Finish Time 2019-10-06 @ 15:49:59.948
Track Length 1.2079mi.
Total Laps 263
Total Distance Covered 317.6896mi.

Session Fastest Lap History

NO	CL	NAME	LAP TIME	TIME OF DAY	LAP	VEHICLE
46	J	Ash BARNES	56.979	15:40:43.206	2	Kawasaki NINJA 400
46	J	Ash BARNES	55.847	15:41:39.052	3	Kawasaki NINJA 400
44	J	Elliot DUFTON	55.718	15:41:39.248	3	Kawasaki NINJA 300
46	J	Ash BARNES	55.655	15:42:34.706	4	Kawasaki NINJA 400
44	J	Elliot DUFTON	55.525	15:42:34.759	4	Kawasaki NINJA 300
3	J	Lewis JONES	55.506	15:42:35.359	4	Kawasaki NINJA 300
46	J	Ash BARNES	55.469	15:43:30.176	5	Kawasaki NINJA 400
46	J	Ash BARNES	55.209	15:46:18.138	8	Kawasaki NINJA 400
46	J	Ash BARNES	54.916	15:47:13.052	9	Kawasaki NINJA 400
46	J	Ash BARNES	54.825	15:48:07.880	10	Kawasaki NINJA 400

Session Leader History

NO	CL	NAME	FROM LAP	LAPS LED	DISTANCE	VEHICLE
3	J	Lewis JONES	1	1	1.20 miles	Kawasaki NINJA 300
46	J	Ash BARNES	2	11	13.28 miles	Kawasaki NINJA 400

Flag History

TYPE	TIME OF DAY
GREEN	15:38:42.701
FINISH	15:49:59.948

Flag Statistics

TYPE	COUNT	TOTAL LAPS	TOTAL TIME
Green	1	12	12:19.167
Red	0	0	0.000
Safety Car	0	0	0.000
FCY	0	0	0.000

Weather / Track : Cloudy / Dry

These results are provisional until the conclusion of any judicial and technical matters.

Brands Hatch Indy

Circuit Length = 1.2079 miles

Start: 15:38 Flag 15:49 End: 15:51

Clerk Of Course :

Timekeeper :

BMCRC - MRO Championships 2019 - Rnd 9 @ Brands Hatch Indy

ACU Team Green Junior & Senior 300

RACE 15 - STATISTICS

CLASS : J

12 Starters

Fastest Lap History

NO	NAME	LAP TIME	TIME OF DAY	LAP	VEHICLE
46	Ash BARNES	56.979	15:40:43.206	2	Kawasaki NINJA 400
46	Ash BARNES	55.847	15:41:39.052	3	Kawasaki NINJA 400
44	Elliot DUFTON	55.718	15:41:39.248	3	Kawasaki NINJA 300
46	Ash BARNES	55.655	15:42:34.706	4	Kawasaki NINJA 400
44	Elliot DUFTON	55.525	15:42:34.759	4	Kawasaki NINJA 300
3	Lewis JONES	55.506	15:42:35.359	4	Kawasaki NINJA 300
46	Ash BARNES	55.469	15:43:30.176	5	Kawasaki NINJA 400
46	Ash BARNES	55.209	15:46:18.138	8	Kawasaki NINJA 400
46	Ash BARNES	54.916	15:47:13.052	9	Kawasaki NINJA 400
46	Ash BARNES	54.825	15:48:07.880	10	Kawasaki NINJA 400

Leader History

NO	NAME	FROM LAP	LAPS LED	DISTANCE	VEHICLE
3	Lewis JONES	1	1	1.20 miles	Kawasaki NINJA 300
46	Ash BARNES	2	11	13.28 miles	Kawasaki NINJA 400

Weather / Track : Cloudy / Dry

These results are provisional until the conclusion of any judicial and technical matters.

Brands Hatch Indy

Circuit Length = 1.2079 miles

Start: 15:38 Flag 15:49 End: 15:51

Clerk Of Course :

Timekeeper :

BMCRC - MRO Championships 2019 - Rnd 9 @ Brands Hatch Indy

ACU Team Green Junior & Senior 300

RACE 15 - STATISTICS

CLASS : S

12 Starters

Fastest Lap History

NO	NAME	LAP TIME	TIME OF DAY	LAP	VEHICLE
6	Martin COOPER	57.175	15:40:45.269	2	Kawasaki NINJA 300
6	Martin COOPER	57.134	15:42:39.940	4	Kawasaki NINJA 300
6	Martin COOPER	56.485	15:43:36.426	5	Kawasaki NINJA 300
6	Martin COOPER	56.258	15:44:32.684	6	Kawasaki NINJA 300
6	Martin COOPER	56.185	15:47:23.413	9	Kawasaki NINJA 300
6	Martin COOPER	56.098	15:48:19.511	10	Kawasaki NINJA 300

Leader History

NO	NAME	FROM LAP	LAPS LED	DISTANCE	VEHICLE
6	Martin COOPER	1	12	14.49 miles	Kawasaki NINJA 300

Weather / Track : Cloudy / Dry

These results are provisional until the conclusion of any judicial and technical matters.

Brands Hatch Indy

Circuit Length = 1.2079 miles

Start: 15:38 Flag 15:49 End: 15:51

Clerk Of Course :

Timekeeper :

BMCRC-MRO Championships 2019



RACEBUYKZ.COM

**REACTIVE PARTS MRO POWERBIKES
inc RACEBUYKZ.COM CLUBMAN 1000**

Brands Hatch Indy Circuit

5th / 6th October 2019



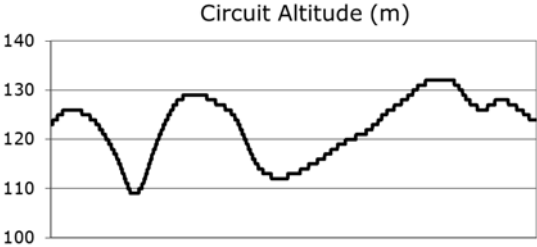
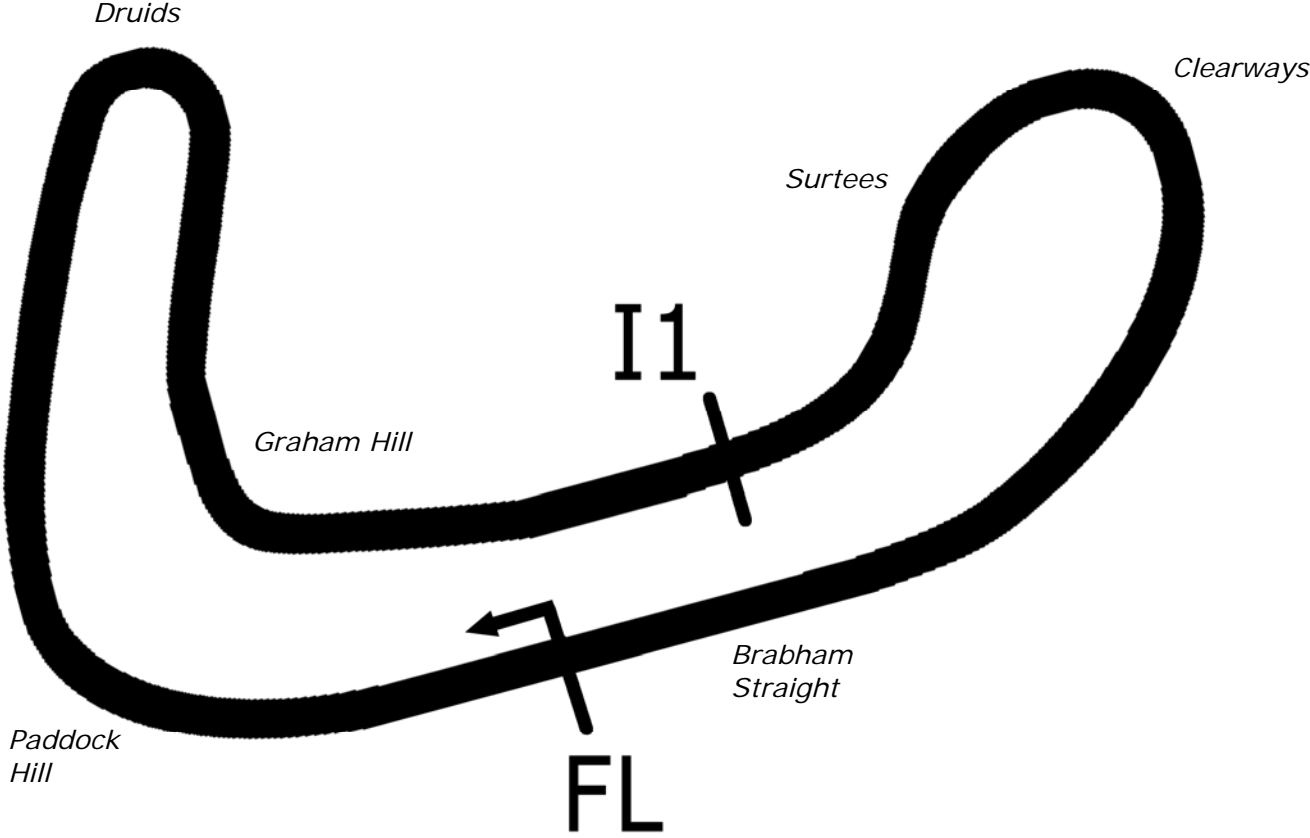
Results Provided by Timing Solutions Ltd
www.tsl-timing.com

Brands Hatch Indy



SPORTS TIMING

TIMING SOLUTIONS LTD



Length	1.2079 miles	1944.0 m	
FL		51.36032 N	0.26032 E
I1	1112m	51.35934 N	0.25955 E
Pit Entry	1669m	51.35911 N	0.25743 E
Pit Exit	26m after FL	51.36027 N	0.26078 E
Pit Entry–Pit Exit 277m, 16.6s @60kph, 12.4s @80kph			

BMCRC - MRO Championships 2019 - Rnd 9 @ Brands Hatch Indy

Reactive Parts MRO Powerbikes inc Racebuykz.com Clubman 1000



QUALIFYING - CLASSIFICATION

POS	NO	CL	PIC NAME	ENTRY	TIME	ON	LAPS	GAP	DIFF	MPH
1	1		1 Michael O'BRIEN	Yamaha R1 -	47.703	7	12			91.15
2	40		2 Aiden PATMORE	Kawasaki ZX10R - TBR Performance/NW Roofing	48.343	14	18	0.640	0.640	89.95
3	60		3 Peter BAKER	Kawasaki ZX10R - Dodfrey Engineering	48.718	7	16	1.015	0.375	89.26
4	76		4 Jason BYARD	Suzuki GSXR - May Construction	48.808	6	10	1.105	0.090	89.09
5	29	C	1 Mark BRIDGER	Yamaha R1 - Moremoto	48.881	7	9	1.178	0.073	88.96
6	71		5 Tom NORTON	Suzuki GSXR 1000 - Mike Newman Haulage	48.902	13	14	1.199	0.021	88.92
7	54		6 Steve HENEGHAN	Ducati PANIGALE V4S - ReactiveParts.com	48.929	20	21	1.226	0.027	88.87
8	212		7 Olly SAVAGE	Yamaha R1 -	48.950	13	19	1.247	0.021	88.83
9	39	C	2 Max MORGAN	Kawasaki ZX10-RR - MSS PERFORMANCE	49.084	11	20	1.381	0.134	88.59
10	44		8 Nicky WILSON	Suzuki GSXR 1000 - Demon GP/Haslemere Motorcycles	49.202	5	17	1.499	0.118	88.38
11	17		9 Philip BAKER	BMW S1000RR - Dickie Donna and Malcom Sausage J1	49.260	13	23	1.557	0.058	88.27
12	99		10 Bob COLLINS	Suzuki GSXR 1000 - MSG Racing & FWR.co.uk	49.361	15	24	1.658	0.101	88.09
13	24		11 Alan SMITH	Kawasaki ZX10R - Orwells Mcs	49.386	6	7	1.683	0.025	88.05
14	47		12 Daryl DANCE	Yamaha YZF R1 - 2 brothers scaffolding	49.458	19	19	1.755	0.072	87.92
15	98		13 Rick DICKINSON	BMW S1000RR - MotorcycleRaceParts.co.uk	49.610	6	7	1.907	0.152	87.65
16	143		14 Steve PALMER	Suzuki GSXR1000 K6 - 4C8/Mk1 Transit racing	49.866	7	7	2.163	0.256	87.20
17	12		15 David COMBRINCK	Kawasaki ZX10R -	49.891	13	17	2.188	0.025	87.16
18	83	C	3 Jason SIGGS	Yamaha R1 - J Siggs Construction	50.124	20	20	2.421	0.233	86.75
19	138		16 Michael BLANK	Yamaha R1 - Foxcote Fire Systems	50.127	5	7	2.424	0.003	86.75
20	118		17 Jim COYLE	Aprilia RSV -	50.140	7	21	2.437	0.013	86.72
21	35	C	4 Robert CRESSWELL	Kawasaki ZX10R - ODDJOBROB Racing	50.203	14	17	2.500	0.063	86.62
22	177	C	5 Ryan WARRINGTON	Kawasaki ZX10R - RWC	50.220	12	13	2.517	0.017	86.59
23	9	C	6 Luke DIXON	BMW S1000RR -	50.309	17	23	2.606	0.089	86.43
24	50	C	7 Dan WELFORD	Suzuki GSXR 1000 - SEG Sussex Electric Gates/ Vistec :	50.318	7	10	2.615	0.009	86.42
25	8		18 John COUGHLAN	Aprilia RSV4RF - BIKERSWORLD	50.732	13	14	3.029	0.414	85.71
26	114	C	8 Ricky MARTIN	Honda CBR1000RR - T.B.R Performance	50.960	11	17	3.257	0.228	85.33
27	277	C	9 Adrian AVERRE	Yamaha R1 - Ryders Alley Racing	51.264	11	19	3.561	0.304	84.82
28	139		19 Shane SMITH	Honda CBR1000 SP1 - Ridemoto.com	51.841	4	9	4.138	0.577	83.88
29	333	C	10 Andrew HOUGHTON	Yamaha R1 - Yamaha UK	51.878	18	22	4.175	0.037	83.82
30	6		20 Dan SHAILER	Yamaha R1 - McShailer Racing	52.565	9	18	4.862	0.687	82.72
31	116		21 Matthew WREN	Suzuki GSXR - TBR performance	53.111	10	10	5.408	0.546	81.87
32	646	C	11 Sukhminder RAI	Yamaha R1 - Asian Sensation	53.826	5	9	6.123	0.715	80.79

Brands Hatch Indy
Circuit Length = 1.2079 miles
Start: 10:50 Flag 11:10 End: 11:11

Weather / Track : Cloudy / Dry

These results are provisional until the conclusion of any judicial and technical matters.

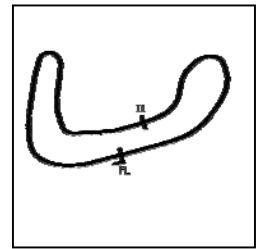
Clerk Of Course :	Steward :	Timekeeper :
-------------------	-----------	--------------

Results can be found at www.tsl-timing.com

Printed - 11:12 Saturday, 05 October 2019



BMCRC - MRO Championships 2019 - Rnd 9 @ Brands Hatch Indy
Reactive Parts MRO Powerbikes inc Racebuykz.com Clubman 1000
QUALIFYING - SECTOR ANALYSIS



SECTOR 1 = FL to I1, SECTOR 2 = I1 to FL, DIFF = Difference To Personal Best Lap, P = Crossed Finish Line in Pit Lane, D = Time Disallowed

P1 1 Michael O'BRIEN		Yamaha R1 -				
IDEAL LAP TIME : 47.701		BEST LAP TIME : 47.703		DIFFERENCE : 0.002		
LAP	SECTOR 1	SECTOR 2	LAP TIME	MPH	DIFF	TIME OF DAY
1 -	34.496	22.061	56.557	76.88	8.854	10:52:13.638
2 -	32.059	19.973	52.032	83.57	4.329	10:53:05.670
3 -	30.198	19.759	49.957	87.04	2.254	10:53:55.627
4 -	29.658	19.959	49.617	87.64	1.914	10:54:45.244
5 -	30.270	19.687	49.957	87.04	2.254	10:55:35.201
6 -	28.615	19.155	47.770 (2)	91.03	0.067	10:56:22.971
7 -	28.617	19.086	47.703 (1)	91.15		10:57:10.674
8 -	28.893	20.115	49.008	88.73	1.305	10:57:59.682
9 -	28.865	19.385	48.250	90.12	0.547	10:58:47.932
10 -	36.296	22.127	58.423	74.43	10.720	10:59:46.355
11 -	28.669	19.236	47.905 (3)	90.77	0.202	11:00:34.260
12 -	35.869	20.161	56.030	77.61	8.327	11:01:30.290

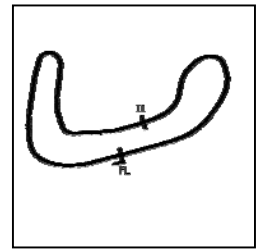
P2 40 Aiden PATMORE		Kawasaki ZX10R - TBR Performance/NW Roofing				
IDEAL LAP TIME : 48.343		BEST LAP TIME : 48.343		DIFFERENCE : 0.000		
LAP	SECTOR 1	SECTOR 2	LAP TIME	MPH	DIFF	TIME OF DAY
1 -	32.562	20.556	53.118	81.86	4.775	10:52:04.236
2 -	30.636	20.180	50.816	85.57	2.473	10:52:55.052
3 -	30.166	20.038	50.204	86.61	1.861	10:53:45.256
4 -	30.799	19.624	50.423	86.24	2.080	10:54:35.679
5 -	30.178	19.703	49.881	87.17	1.538	10:55:25.560
6 -	29.727	19.718	49.445	87.94	1.102	10:56:15.005
7 -	29.660	19.845	49.505	87.84	1.162	10:57:04.510
8 -	30.269	20.060	50.329	86.40	1.986	10:57:54.839
9 -	29.801	19.796	49.597	87.67	1.254	10:58:44.436
10 -	29.299	19.516	48.815 (3)	89.08	0.472	10:59:33.251
11 -	29.388	IN PIT	3:26.311 P	21.07	2:37.968	11:02:59.562
12 -	OUTLAP	20.036	57.417	75.73	9.074	11:03:56.979
13 -	29.484	19.636	49.120	88.53	0.777	11:04:46.099
14 -	29.011	19.332	48.343 (1)	89.95		11:05:34.442
15 -	30.110	19.508	49.618	87.64	1.275	11:06:24.060
16 -	35.952	20.064	56.016	77.63	7.673	11:07:20.076
17 -	29.410	19.471	48.881	88.96	0.538	11:08:08.957
18 -	29.179	19.505	48.684 (2)	89.32	0.341	11:08:57.641

P3 60 Peter BAKER		Kawasaki ZX10R - Dodfrey Engineering				
IDEAL LAP TIME : 48.582		BEST LAP TIME : 48.718		DIFFERENCE : 0.136		
LAP	SECTOR 1	SECTOR 2	LAP TIME	MPH	DIFF	TIME OF DAY
1 -	31.613	20.474	52.087	83.48	3.369	10:52:00.111
2 -	30.160	19.950	50.110	86.78	1.392	10:52:50.221
3 -	30.017	19.841	49.858	87.21	1.140	10:53:40.079
4 -	29.874	19.681	49.555	87.75	0.837	10:54:29.634
5 -	29.663	19.609	49.272	88.25	0.554	10:55:18.906
6 -	30.001	19.546	49.547	87.76	0.829	10:56:08.453
7 -	29.328	19.390	48.718 (1)	89.26		10:56:57.171
8 -	29.631	19.364	48.995	88.75	0.277	10:57:46.166
9 -	29.395	19.892	49.287	88.23	0.569	10:58:35.453
10 -	30.382	19.546	49.928	87.09	1.210	10:59:25.381
11 -	29.678	19.918	49.596	87.68	0.878	11:00:14.977
12 -	29.444	19.342	48.786 (2)	89.13	0.068	11:01:03.763
13 -	30.105	19.901	50.006	86.96	1.288	11:01:53.769
14 -	29.240	19.706	48.946 (3)	88.84	0.228	11:02:42.715
15 -	29.899	19.762	49.661	87.56	0.943	11:03:32.376
16 -	29.461	19.619	49.080	88.60	0.362	11:04:21.456

Weather / Track : Cloudy / Dry

Brands Hatch Indy
 Circuit Length = 1.2079 miles
 Start: 10:50 Flag 11:10 End: 11:11

BMCRC - MRO Championships 2019 - Rnd 9 @ Brands Hatch Indy
Reactive Parts MRO Powerbikes inc Racebuykz.com Clubman 1000
QUALIFYING - SECTOR ANALYSIS



SECTOR 1 = FL to I1, SECTOR 2 = I1 to FL, DIFF = Difference To Personal Best Lap, P = Crossed Finish Line in Pit Lane, D = Time Disallowed

P4 76 Jason BYARD		Suzuki GSXR - May Construction				
IDEAL LAP TIME : 48.769		BEST LAP TIME : 48.808		DIFFERENCE : 0.039		
LAP	SECTOR 1	SECTOR 2	LAP TIME	MPH	DIFF	TIME OF DAY
1 -	32.035	20.674	52.709	82.50	3.901	10:52:04.659
2 -	30.573	19.939	50.512	86.09	1.704	10:52:55.171
3 -	30.316	19.693	50.009	86.95	1.201	10:53:45.180
4 -	30.194	19.716	49.910	87.12	1.102	10:54:35.090
5 -	29.601	19.395	48.996 (2)	88.75	0.188	10:55:24.086
6 -	29.452	19.356	48.808 (1)	89.09		10:56:12.894
7 -	30.037	19.713	49.750	87.40	0.942	10:57:02.644
8 -	29.679	19.317	48.996 (2)	88.75	0.188	10:57:51.640
9 -	29.780	19.379	49.159	88.45	0.351	10:58:40.799
10 -	29.654	19.827	49.481	87.88	0.673	10:59:30.280

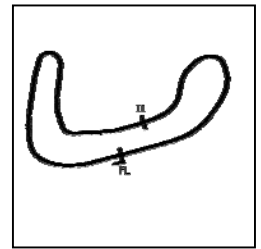
P5 29 C Mark BRIDGER		Yamaha R1 - Moremoto				
IDEAL LAP TIME : 48.723		BEST LAP TIME : 48.881		DIFFERENCE : 0.158		
LAP	SECTOR 1	SECTOR 2	LAP TIME	MPH	DIFF	TIME OF DAY
1 -	34.094	21.607	55.701	78.07	6.820	10:52:13.945
2 -	32.156	20.404	52.560	82.73	3.679	10:53:06.505
3 -	30.286	19.807	50.093	86.81	1.212	10:53:56.598
4 -	30.542	20.045	50.587	85.96	1.706	10:54:47.185
5 -	29.514	19.960	49.474	87.89	0.593	10:55:36.659
6 -	29.914	19.387	49.301	88.20	0.420	10:56:25.960
7 -	29.414	19.467	48.881 (1)	88.96		10:57:14.841
8 -	29.497	19.553	49.050 (3)	88.65	0.169	10:58:03.891
9 -	29.336	19.618	48.954 (2)	88.83	0.073	10:58:52.845

P6 71 Tom NORTON		Suzuki GSXR 1000 - Mike Newman Haulage				
IDEAL LAP TIME : 48.768		BEST LAP TIME : 48.902		DIFFERENCE : 0.134		
LAP	SECTOR 1	SECTOR 2	LAP TIME	MPH	DIFF	TIME OF DAY
1 -	33.583	21.111	54.694	79.50	5.792	10:52:09.930
2 -	32.204	20.456	52.660	82.57	3.758	10:53:02.590
3 -	31.069	20.476	51.545	84.36	2.643	10:53:54.135
4 -	30.896	20.009	50.905	85.42	2.003	10:54:45.040
5 -	31.141	19.926	51.067	85.15	2.165	10:55:36.107
6 -	29.934	19.629	49.563 (3)	87.73	0.661	10:56:25.670
7 -	30.239	19.655	49.894	87.15	0.992	10:57:15.564
8 -	29.990	19.586	49.576	87.71	0.674	10:58:05.140
9 -	29.536	19.584	49.120 (2)	88.53	0.218	10:58:54.260
10 -	33.921	21.287	55.208	78.76	6.306	10:59:49.468
11 -	29.962	19.751	49.713	87.47	0.811	11:00:39.181
12 -	32.160	19.788	51.948	83.71	3.046	11:01:31.129
13 -	29.184	19.718	48.902 (1)	88.92		11:02:20.031
14 -	37.484	IN PIT	8:11.561 P	8.84	7:22.659	11:10:31.592

Weather / Track : Cloudy / Dry

Brands Hatch Indy
 Circuit Length = 1.2079 miles
 Start: 10:50 Flag 11:10 End: 11:11

BMCRC - MRO Championships 2019 - Rnd 9 @ Brands Hatch Indy
Reactive Parts MRO Powerbikes inc Racebuykz.com Clubman 1000
QUALIFYING - SECTOR ANALYSIS



SECTOR 1 = FL to I1, SECTOR 2 = I1 to FL, DIFF = Difference To Personal Best Lap, P = Crossed Finish Line in Pit Lane, D = Time Disallowed

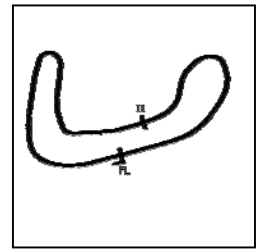
P7 54		Steve HENEGHAN		Ducati PANIGALE V4S - ReactiveParts.com			
IDEAL LAP TIME : 48.692		BEST LAP TIME : 48.929		DIFFERENCE : 0.237			
LAP	SECTOR 1	SECTOR 2	LAP TIME	MPH	DIFF	TIME OF DAY	
1 -	32.400	20.596	52.996	82.05	4.067	10:52:05.633	
2 -	30.555	19.986	50.541	86.04	1.612	10:52:56.174	
3 -	29.833	19.643	49.476	87.89	0.547	10:53:45.650	
4 -	30.151	19.450	49.601	87.67	0.672	10:54:35.251	
5 -	30.159	19.408	49.567	87.73	0.638	10:55:24.818	
6 -	29.572	19.663	49.235 (3)	88.32	0.306	10:56:14.053	
7 -	30.014	IN PIT	1:53.839 P	38.19	1:04.910	10:58:07.892	
8 -	OUTLAP	20.175	56.975	76.32	8.046	10:59:04.867	
9 -	30.263	19.901	50.164	86.68	1.235	10:59:55.031	
10 -	29.767	19.781	49.548	87.76	0.619	11:00:44.579	
11 -	29.670	19.949	49.619	87.63	0.690	11:01:34.198	
12 -	29.796	20.218	50.014	86.94	1.085	11:02:24.212	
13 -	29.592	19.624	49.216 (2)	88.35	0.287	11:03:13.428	
14 -	29.635	19.645	49.280	88.24	0.351	11:04:02.708	
15 -	32.694	IN PIT	1:52.372 P	38.69	1:03.443	11:05:55.080	
16 -	OUTLAP	20.599	55.990	77.66	7.061	11:06:51.070	
17 -	30.109	19.933	50.042	86.89	1.113	11:07:41.112	
18 -	29.516	19.755	49.271	88.25	0.342	11:08:30.383	
19 -	29.660	19.785	49.445	87.94	0.516	11:09:19.828	
20 -	29.284	19.645	48.929 (1)	88.87		11:10:08.757	
21 -	32.596	20.455	53.051	81.97	4.122	11:11:01.808	

P8 212		Oilly SAVAGE		Yamaha R1 -			
IDEAL LAP TIME : 48.764		BEST LAP TIME : 48.950		DIFFERENCE : 0.186			
LAP	SECTOR 1	SECTOR 2	LAP TIME	MPH	DIFF	TIME OF DAY	
1 -	32.561	20.541	53.102	81.89	4.152	10:52:03.701	
2 -	30.922	20.187	51.109	85.08	2.159	10:52:54.810	
3 -	30.290	19.691	49.981	87.00	1.031	10:53:44.791	
4 -	29.978	19.670	49.648	87.58	0.698	10:54:34.439	
5 -	29.737	19.819	49.556	87.75	0.606	10:55:23.995	
6 -	29.837	19.572	49.409	88.01	0.459	10:56:13.404	
7 -	29.692	20.315	50.007	86.95	1.057	10:57:03.411	
8 -	29.836	19.713	49.549	87.76	0.599	10:57:52.960	
9 -	29.936	19.850	49.786	87.34	0.836	10:58:42.746	
10 -	29.580	19.615	49.195	88.39	0.245	10:59:31.941	
11 -	29.577	19.527	49.104 (3)	88.55	0.154	11:00:21.045	
12 -	31.387	19.924	51.311	84.74	2.361	11:01:12.356	
13 -	29.506	19.444	48.950 (1)	88.83		11:02:01.306	
14 -	29.811	IN PIT	2:02.649 P	35.45	1:13.699	11:04:03.955	
15 -	OUTLAP	19.917	57.031	76.24	8.081	11:05:00.986	
16 -	29.320	20.053	49.373	88.07	0.423	11:05:50.359	
17 -	29.517	19.820	49.337	88.14	0.387	11:06:39.696	
18 -	29.476	19.578	49.054 (2)	88.64	0.104	11:07:28.750	
19 -	29.717	20.259	49.976	87.01	1.026	11:08:18.726	

Weather / Track : Cloudy / Dry

Brands Hatch Indy
 Circuit Length = 1.2079 miles
 Start: 10:50 Flag 11:10 End: 11:11

BMCRC - MRO Championships 2019 - Rnd 9 @ Brands Hatch Indy
Reactive Parts MRO Powerbikes inc Racebuykz.com Clubman 1000
QUALIFYING - SECTOR ANALYSIS



SECTOR 1 = FL to I1, SECTOR 2 = I1 to FL, DIFF = Difference To Personal Best Lap, P = Crossed Finish Line in Pit Lane, D = Time Disallowed

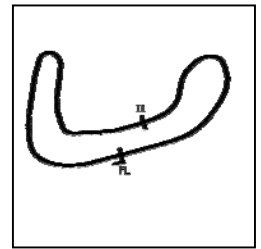
P9 39 C		Max MORGAN		Kawasaki ZX10-RR - MSS PERFORMANCE			
IDEAL LAP TIME : 49.051		BEST LAP TIME : 49.084		DIFFERENCE : 0.033			
LAP	SECTOR 1	SECTOR 2	LAP TIME	MPH	DIFF	TIME OF DAY	
1 -	32.043	20.728	52.771	82.40	3.687	10:52:05.279	
2 -	30.963	20.375	51.338	84.70	2.254	10:52:56.617	
3 -	30.524	19.986	50.510	86.09	1.426	10:53:47.127	
4 -	33.338	19.959	53.297	81.59	4.213	10:54:40.424	
5 -	29.910	19.897	49.807	87.30	0.723	10:55:30.231	
6 -	29.794	19.826	49.620	87.63	0.536	10:56:19.851	
7 -	29.695	19.667	49.362	88.09	0.278	10:57:09.213	
8 -	30.029	20.292	50.321	86.41	1.237	10:57:59.534	
9 -	29.643	19.636	49.279	88.24	0.195	10:58:48.813	
10 -	29.812	20.090	49.902	87.14	0.818	10:59:38.715	
11 -	29.415	19.669	49.084 (1)	88.59		11:00:27.799	
12 -	31.439	20.257	51.696	84.11	2.612	11:01:19.495	
13 -	29.534	19.674	49.208 (2)	88.37	0.124	11:02:08.703	
14 -	30.083	19.893	49.976	87.01	0.892	11:02:58.679	
15 -	29.631	19.735	49.366	88.08	0.282	11:03:48.045	
16 -	32.344	20.735	53.079	81.92	3.995	11:04:41.124	
17 -	32.566	20.504	53.070	81.94	3.986	11:05:34.194	
18 -	29.688	19.933	49.621	87.63	0.537	11:06:23.815	
19 -	32.040	20.635	52.675	82.55	3.591	11:07:16.490	
20 -	29.508	19.764	49.272 (3)	88.25	0.188	11:08:05.762	

P10 44		Nicky WILSON		Suzuki GSXR 1000 - Demon GP/Haslemere Motorcycles			
IDEAL LAP TIME : 48.839		BEST LAP TIME : 49.202		DIFFERENCE : 0.363			
LAP	SECTOR 1	SECTOR 2	LAP TIME	MPH	DIFF	TIME OF DAY	
1 -	33.803	21.070	54.873	79.24	5.671	10:52:09.575	
2 -	31.638	20.758	52.396	82.99	3.194	10:53:01.971	
3 -	30.658	20.374	51.032	85.21	1.830	10:53:53.003	
4 -	29.904	19.665	49.569	87.72	0.367	10:54:42.572	
5 -	29.461	19.741	49.202 (1)	88.38		10:55:31.774	
6 -	29.688	19.526	49.214 (2)	88.36	0.012	10:56:20.988	
7 -	29.687	IN PIT	2:40.477 P	27.09	1:51.275	10:59:01.465	
8 -	OUTLAP	20.101	57.853	75.16	8.651	10:59:59.318	
9 -	29.738	20.094	49.832	87.26	0.630	11:00:49.150	
10 -	29.831	19.898	49.729	87.44	0.527	11:01:38.879	
11 -	29.968	19.966	49.934	87.08	0.732	11:02:28.813	
12 -	29.313	20.153	49.466	87.91	0.264	11:03:18.279	
13 -	29.940	19.861	49.801	87.31	0.599	11:04:08.080	
14 -	30.256	20.113	50.369	86.33	1.167	11:04:58.449	
15 -	29.633	19.822	49.455 (3)	87.93	0.253	11:05:47.904	
16 -	29.675	19.945	49.620	87.63	0.418	11:06:37.524	
17 -	29.464	20.022	49.486	87.87	0.284	11:07:27.010	

Weather / Track : Cloudy / Dry

Brands Hatch Indy
 Circuit Length = 1.2079 miles
 Start: 10:50 Flag 11:10 End: 11:11

BMCRC - MRO Championships 2019 - Rnd 9 @ Brands Hatch Indy
Reactive Parts MRO Powerbikes inc Racebuykz.com Clubman 1000
QUALIFYING - SECTOR ANALYSIS



SECTOR 1 = FL to I1, SECTOR 2 = I1 to FL, DIFF = Difference To Personal Best Lap, P = Crossed Finish Line in Pit Lane, D = Time Disallowed

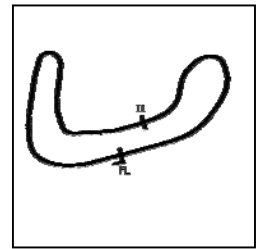
P11 17 Philip BAKER		BMW S1000RR - Dickie Donna and Malcom Sausage J10 elect				
IDEAL LAP TIME : 49.039		BEST LAP TIME : 49.260		DIFFERENCE : 0.221		
LAP	SECTOR 1	SECTOR 2	LAP TIME	MPH	DIFF	TIME OF DAY
1 -	34.526	21.831	56.357	77.16	7.097	10:52:13.615
2 -	31.257	20.774	52.031	83.57	2.771	10:53:05.646
3 -	31.210	20.280	51.490	84.45	2.230	10:53:57.136
4 -	30.540	20.067	50.607	85.92	1.347	10:54:47.743
5 -	30.990	20.138	51.128	85.05	1.868	10:55:38.871
6 -	30.054	19.546	49.600	87.67	0.340	10:56:28.471
7 -	30.725	20.035	50.760	85.66	1.500	10:57:19.231
8 -	30.453	20.259	50.712	85.75	1.452	10:58:09.943
9 -	30.853	20.088	50.941	85.36	1.681	10:59:00.884
10 -	30.580	20.168	50.748	85.69	1.488	10:59:51.632
11 -	30.894	20.077	50.971	85.31	1.711	11:00:42.603
12 -	29.792	19.581	49.373	88.07	0.113	11:01:31.976
13 -	29.493	19.767	49.260 (1)	88.27		11:02:21.236
14 -	30.061	20.473	50.534	86.05	1.274	11:03:11.770
15 -	30.047	19.822	49.869	87.20	0.609	11:04:01.639
16 -	29.933	19.806	49.739	87.42	0.479	11:04:51.378
17 -	29.655	20.157	49.812	87.30	0.552	11:05:41.190
18 -	30.076	20.796	50.872	85.48	1.612	11:06:32.062
19 -	29.662	19.869	49.531	87.79	0.271	11:07:21.593
20 -	29.529	19.796	49.325 (2)	88.16	0.065	11:08:10.918
21 -	29.504	19.863	49.367 (3)	88.08	0.107	11:09:00.285
22 -	31.265	20.474	51.739	84.04	2.479	11:09:52.024
23 -	30.175	20.248	50.423	86.24	1.163	11:10:42.447

P12 99 Bob COLLINS		Suzuki GSXR 1000 - MSG Racing & FWR.co.uk				
IDEAL LAP TIME : 49.310		BEST LAP TIME : 49.361		DIFFERENCE : 0.051		
LAP	SECTOR 1	SECTOR 2	LAP TIME	MPH	DIFF	TIME OF DAY
1 -	30.641	20.048	50.689	85.78	1.328	10:52:00.768
2 -	30.122	19.954	50.076	86.84	0.715	10:52:50.844
3 -	30.043	19.729	49.772	87.37	0.411	10:53:40.616
4 -	29.959	19.741	49.700	87.49	0.339	10:54:30.316
5 -	30.262	20.374	50.636	85.87	1.275	10:55:20.952
6 -	29.927	19.683	49.610 (3)	87.65	0.249	10:56:10.562
7 -	29.992	19.959	49.951	87.05	0.590	10:57:00.513
8 -	29.931	20.017	49.948	87.06	0.587	10:57:50.461
9 -	29.890	19.827	49.717	87.46	0.356	10:58:40.178
10 -	30.008	19.897	49.905	87.13	0.544	10:59:30.083
11 -	30.083	20.006	50.089	86.81	0.728	11:00:20.172
12 -	29.965	19.950	49.915	87.12	0.554	11:01:10.087
13 -	29.922	19.952	49.874	87.19	0.513	11:01:59.961
14 -	29.875	19.769	49.644	87.59	0.283	11:02:49.605
15 -	29.627	19.734	49.361 (1)	88.09		11:03:38.966
16 -	29.798	19.935	49.733	87.43	0.372	11:04:28.699
17 -	29.914	20.140	50.054	86.87	0.693	11:05:18.753
18 -	29.913	20.108	50.021	86.93	0.660	11:06:08.774
19 -	30.063	19.728	49.791	87.33	0.430	11:06:58.565
20 -	29.691	19.906	49.597 (2)	87.67	0.236	11:07:48.162
21 -	29.890	19.903	49.793	87.33	0.432	11:08:37.955
22 -	29.841	19.825	49.666	87.55	0.305	11:09:27.621
23 -	29.877	19.940	49.817	87.29	0.456	11:10:17.438
24 -	29.978	19.847	49.825	87.27	0.464	11:11:07.263

Weather / Track : Cloudy / Dry

Brands Hatch Indy
 Circuit Length = 1.2079 miles
 Start: 10:50 Flag 11:10 End: 11:11

BMCRC - MRO Championships 2019 - Rnd 9 @ Brands Hatch Indy
Reactive Parts MRO Powerbikes inc Racebuykz.com Clubman 1000
QUALIFYING - SECTOR ANALYSIS



SECTOR 1 = FL to I1, SECTOR 2 = I1 to FL, DIFF = Difference To Personal Best Lap, P = Crossed Finish Line in Pit Lane, D = Time Disallowed

P13 24		Alan SMITH		Kawasaki ZX10R - Orwells Mcs			
IDEAL LAP TIME : 49.317		BEST LAP TIME : 49.386		DIFFERENCE : 0.069			
LAP	SECTOR 1	SECTOR 2	LAP TIME	MPH	DIFF	TIME OF DAY	
1 -	32.784	20.671	53.455	81.35	4.069	10:52:05.550	
2 -	31.104	20.121	51.225	84.89	1.839	10:52:56.775	
3 -	30.557	19.900	50.457	86.18	1.071	10:53:47.232	
4 -	30.286	19.558	49.844	87.24	0.458	10:54:37.076	
5 -	29.875	19.618	49.493 (2)	87.86	0.107	10:55:26.569	
6 -	29.944	19.442	49.386 (1)	88.05		10:56:15.955	
7 -	30.012	19.495	49.507 (3)	87.83	0.121	10:57:05.462	

P14 47		Daryl DANCE		Yamaha YZF R1 - 2 brothers scaffolding			
IDEAL LAP TIME : 49.374		BEST LAP TIME : 49.458		DIFFERENCE : 0.084			
LAP	SECTOR 1	SECTOR 2	LAP TIME	MPH	DIFF	TIME OF DAY	
1 -	31.483	20.306	51.789	83.96	2.331	10:51:59.972	
2 -	30.698	19.816	50.514	86.08	1.056	10:52:50.486	
3 -	30.175	19.715	49.890	87.16	0.432	10:53:40.376	
4 -	29.977	19.775	49.752	87.40	0.294	10:54:30.128	
5 -	30.300	19.891	50.191	86.64	0.733	10:55:20.319	
6 -	30.018	19.880	49.898	87.14	0.440	10:56:10.217	
7 -	30.382	20.066	50.448	86.19	0.990	10:57:00.665	
8 -	30.270	20.202	50.472	86.15	1.014	10:57:51.137	
9 -	29.965	19.564	49.529 (2)	87.79	0.071	10:58:40.666	
10 -	30.277	19.479	49.756	87.39	0.298	10:59:30.422	
11 -	30.712	19.662	50.374	86.32	0.916	11:00:20.796	
12 -	30.334	19.573	49.907	87.13	0.449	11:01:10.703	
13 -	29.970	19.571	49.541 (3)	87.77	0.083	11:02:00.244	
14 -	32.284	IN PIT	2:48.024 P	25.88	1:58.566	11:04:48.268	
15 -	OUTLAP	20.341	56.810	76.54	7.352	11:05:45.078	
16 -	30.218	19.755	49.973	87.01	0.515	11:06:35.051	
17 -	29.895	20.105	50.000	86.97	0.542	11:07:25.051	
18 -	30.043	19.667	49.710	87.47	0.252	11:08:14.761	
19 -	29.914	19.544	49.458 (1)	87.92		11:09:04.219	

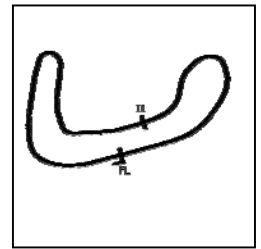
P15 98		Rick DICKINSON		BMW S1000RR - MotorcycleRaceParts.co.uk			
IDEAL LAP TIME : 49.306		BEST LAP TIME : 49.610		DIFFERENCE : 0.304			
LAP	SECTOR 1	SECTOR 2	LAP TIME	MPH	DIFF	TIME OF DAY	
1 -	32.421	20.693	53.114	81.87	3.504	10:52:03.508	
2 -	30.920	19.988	50.908	85.42	1.298	10:52:54.416	
3 -	30.418	19.907	50.325	86.41	0.715	10:53:44.741	
4 -	30.418	19.887	50.305	86.44	0.695	10:54:35.046	
5 -	30.190	19.512	49.702 (2)	87.49	0.092	10:55:24.748	
6 -	30.217	19.393	49.610 (1)	87.65		10:56:14.358	
7 -	29.913	19.889	49.802 (3)	87.31	0.192	10:57:04.160	

P16 143		Steve PALMER		Suzuki GSXR1000 K6 - 4C8/Mk1 Transit racing			
IDEAL LAP TIME : 49.777		BEST LAP TIME : 49.866		DIFFERENCE : 0.089			
LAP	SECTOR 1	SECTOR 2	LAP TIME	MPH	DIFF	TIME OF DAY	
1 -	33.819	21.376	55.195	78.78	5.329	10:52:14.020	
2 -	31.044	20.438	51.482	84.46	1.616	10:53:05.502	
3 -	30.488	20.167	50.655	85.84	0.789	10:53:56.157	
4 -	30.850	20.136	50.986	85.29	1.120	10:54:47.143	
5 -	30.205	19.758	49.963 (2)	87.03	0.097	10:55:37.106	
6 -	30.507	19.611	50.118 (3)	86.76	0.252	10:56:27.224	
7 -	30.166	19.700	49.866 (1)	87.20		10:57:17.090	

Weather / Track : Cloudy / Dry

Brands Hatch Indy
 Circuit Length = 1.2079 miles
 Start: 10:50 Flag 11:10 End: 11:11

BMCRC - MRO Championships 2019 - Rnd 9 @ Brands Hatch Indy
Reactive Parts MRO Powerbikes inc Racebuykz.com Clubman 1000
QUALIFYING - SECTOR ANALYSIS



SECTOR 1 = FL to I1, SECTOR 2 = I1 to FL, DIFF = Difference To Personal Best Lap, P = Crossed Finish Line in Pit Lane, D = Time Disallowed

P17 12		David COMBRINCK		Kawasaki ZX10R -			
IDEAL LAP TIME : 49.872		BEST LAP TIME : 49.891		DIFFERENCE : 0.019			
LAP	SECTOR 1	SECTOR 2	LAP TIME	MPH	DIFF	TIME OF DAY	
1 -	37.445	23.136	1:00.581	71.78	10.690	10:52:22.985	
2 -	34.256	22.391	56.647	76.76	6.756	10:53:19.632	
3 -	32.586	21.492	54.078	80.41	4.187	10:54:13.710	
4 -	31.941	20.687	52.628	82.62	2.737	10:55:06.338	
5 -	30.919	20.613	51.532	84.38	1.641	10:55:57.870	
6 -	30.827	20.742	51.569	84.32	1.678	10:56:49.439	
7 -	32.044	20.792	52.836	82.30	2.945	10:57:42.275	
8 -	30.755	20.934	51.689	84.13	1.798	10:58:33.964	
9 -	30.531	20.224	50.755	85.67	0.864	10:59:24.719	
10 -	30.162	20.124	50.286	86.47	0.395	11:00:15.005	
11 -	30.612	20.037	50.649	85.85	0.758	11:01:05.654	
12 -	30.112	20.353	50.465	86.17	0.574	11:01:56.119	
13 -	29.863	20.028	49.891 (1)	87.16		11:02:46.010	
14 -	30.083	20.064	50.147 (2)	86.71	0.256	11:03:36.157	
15 -	30.148	20.009	50.157 (3)	86.69	0.266	11:04:26.314	
16 -	31.003	20.584	51.587	84.29	1.696	11:05:17.901	
17 -	30.569	20.128	50.697	85.77	0.806	11:06:08.598	

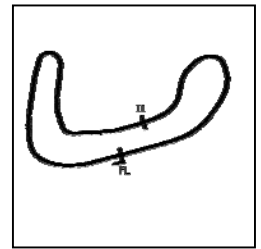
P18 83 C		Jason SIGGS		Yamaha R1 - J Siggs Construction			
IDEAL LAP TIME : 50.104		BEST LAP TIME : 50.124		DIFFERENCE : 0.020			
LAP	SECTOR 1	SECTOR 2	LAP TIME	MPH	DIFF	TIME OF DAY	
1 -	36.339	22.247	58.586	74.22	8.462	10:52:26.197	
2 -	32.139	21.117	53.256	81.65	3.132	10:53:19.453	
3 -	32.556	21.361	53.917	80.65	3.793	10:54:13.370	
4 -	31.601	20.558	52.159	83.37	2.035	10:55:05.529	
5 -	30.806	20.235	51.041	85.19	0.917	10:55:56.570	
6 -	31.207	20.281	51.488	84.45	1.364	10:56:48.058	
7 -	31.538	20.777	52.315	83.12	2.191	10:57:40.373	
8 -	30.553	20.456	51.009	85.25	0.885	10:58:31.382	
9 -	30.343	20.072	50.415 (2)	86.25	0.291	10:59:21.797	
10 -	30.476	20.225	50.701	85.76	0.577	11:00:12.498	
11 -	30.543	20.331	50.874	85.47	0.750	11:01:03.372	
12 -	30.543	IN PIT	2:08.184 P	33.92	1:18.060	11:03:11.556	
13 -	OUTLAP	20.891	1:01.315	70.92	11.191	11:04:12.871	
14 -	31.175	20.416	51.591	84.28	1.467	11:05:04.462	
15 -	30.295	20.249	50.544	86.03	0.420	11:05:55.006	
16 -	30.502	20.037	50.539	86.04	0.415	11:06:45.545	
17 -	30.440	20.033	50.473 (3)	86.15	0.349	11:07:36.018	
18 -	31.553	IN PIT	1:16.057 P	57.17	25.933	11:08:52.075	
19 -	OUTLAP	20.768	1:04.587	67.32	14.463	11:09:56.662	
20 -	30.071	20.053	50.124 (1)	86.75		11:10:46.786	

P19 138		Michael BLANK		Yamaha R1 - Foxcote Fire Systems			
IDEAL LAP TIME : 50.054		BEST LAP TIME : 50.127		DIFFERENCE : 0.073			
LAP	SECTOR 1	SECTOR 2	LAP TIME	MPH	DIFF	TIME OF DAY	
1 -	33.634	21.131	54.765	79.40	4.638	10:52:04.801	
2 -	31.221	20.056	51.277	84.80	1.150	10:52:56.078	
3 -	30.800	19.993	50.793	85.61	0.666	10:53:46.871	
4 -	30.678	20.149	50.827	85.55	0.700	10:54:37.698	
5 -	30.401	19.726	50.127 (1)	86.75		10:55:27.825	
6 -	30.391	19.889	50.280 (2)	86.48	0.153	10:56:18.105	
7 -	30.328	20.014	50.342 (3)	86.38	0.215	10:57:08.447	

Weather / Track : Cloudy / Dry

Brands Hatch Indy
 Circuit Length = 1.2079 miles
 Start: 10:50 Flag 11:10 End: 11:11

BMCRC - MRO Championships 2019 - Rnd 9 @ Brands Hatch Indy
Reactive Parts MRO Powerbikes inc Racebuykz.com Clubman 1000
QUALIFYING - SECTOR ANALYSIS

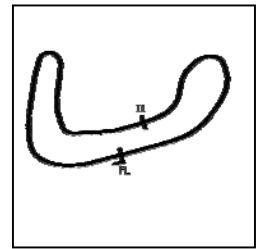


SECTOR 1 = FL to I1, SECTOR 2 = I1 to FL, DIFF = Difference To Personal Best Lap, P = Crossed Finish Line in Pit Lane, D = Time Disallowed

P20 118		Jim COYLE		Aprilia RSV -			
IDEAL LAP TIME : 49.857		BEST LAP TIME : 50.140		DIFFERENCE : 0.283			
LAP	SECTOR 1	SECTOR 2	LAP TIME	MPH	DIFF	TIME OF DAY	
1 -	32.581	21.179	53.760	80.88	3.620	10:52:10.210	
2 -	32.226	20.471	52.697	82.52	2.557	10:53:02.907	
3 -	32.386	20.173	52.559	82.73	2.419	10:53:55.466	
4 -	31.845	20.325	52.170	83.35	2.030	10:54:47.636	
5 -	31.437	19.983	51.420	84.57	1.280	10:55:39.056	
6 -	31.027	19.867	50.894	85.44	0.754	10:56:29.950	
7 -	30.398	19.742	50.140 (1)	86.72		10:57:20.090	
8 -	30.208	19.963	50.171 (2)	86.67	0.031	10:58:10.261	
9 -	30.872	20.052	50.924	85.39	0.784	10:59:01.185	
10 -	30.543	20.169	50.712	85.75	0.572	10:59:51.897	
11 -	30.852	20.124	50.976	85.30	0.836	11:00:42.873	
12 -	30.537	20.468	51.005	85.25	0.865	11:01:33.878	
13 -	30.891	19.817	50.708	85.75	0.568	11:02:24.586	
14 -	30.378	20.810	51.188	84.95	1.048	11:03:15.774	
15 -	30.424	20.397	50.821	85.56	0.681	11:04:06.595	
16 -	32.527	20.344	52.871	82.24	2.731	11:04:59.466	
17 -	30.492	20.801	51.293	84.77	1.153	11:05:50.759	
18 -	30.115	20.145	50.260 (3)	86.52	0.120	11:06:41.019	
19 -	30.441	20.523	50.964	85.32	0.824	11:07:31.983	
20 -	30.786	20.329	51.115	85.07	0.975	11:08:23.098	
21 -	31.267	21.218	52.485	82.85	2.345	11:09:15.583	

P21 35 C		Robert CRESSWELL		Kawasaki ZX10R - ODDJOBROB Racing			
IDEAL LAP TIME : 50.142		BEST LAP TIME : 50.203		DIFFERENCE : 0.061			
LAP	SECTOR 1	SECTOR 2	LAP TIME	MPH	DIFF	TIME OF DAY	
1 -	33.349	21.116	54.465	79.84	4.262	10:52:14.717	
2 -	31.729	20.574	52.303	83.14	2.100	10:53:07.020	
3 -	30.822	20.383	51.205	84.92	1.002	10:53:58.225	
4 -	30.649	20.009	50.658	85.84	0.455	10:54:48.883	
5 -	30.349	20.256	50.605	85.93	0.402	10:55:39.488	
6 -	30.760	20.084	50.844	85.52	0.641	10:56:30.332	
7 -	30.385	20.187	50.572	85.98	0.369	10:57:20.904	
8 -	30.575	20.191	50.766	85.65	0.563	10:58:11.670	
9 -	30.348	20.019	50.367 (2)	86.33	0.164	10:59:02.037	
10 -	30.251	20.281	50.532 (3)	86.05	0.329	10:59:52.569	
11 -	30.358	20.214	50.572	85.98	0.369	11:00:43.141	
12 -	30.782	21.382	52.164	83.36	1.961	11:01:35.305	
13 -	33.216	20.232	53.448	81.36	3.245	11:02:28.753	
14 -	30.133	20.070	50.203 (1)	86.62		11:03:18.956	
15 -	31.172	20.197	51.369	84.65	1.166	11:04:10.325	
16 -	35.996	24.103	1:00.099	72.35	9.896	11:05:10.424	
17 -	35.105	IN PIT	5:19.691 P	13.60	4:29.488	11:10:30.115	

BMCRC - MRO Championships 2019 - Rnd 9 @ Brands Hatch Indy
Reactive Parts MRO Powerbikes inc Racebuykz.com Clubman 1000
QUALIFYING - SECTOR ANALYSIS



SECTOR 1 = FL to I1, SECTOR 2 = I1 to FL, DIFF = Difference To Personal Best Lap, P = Crossed Finish Line in Pit Lane, D = Time Disallowed

P22 177 C Ryan WARRINGTON			Kawasaki ZX10R - RWC			
IDEAL LAP TIME : 50.186		BEST LAP TIME : 50.220	DIFFERENCE : 0.034			
LAP	SECTOR 1	SECTOR 2	LAP TIME	MPH	DIFF	TIME OF DAY
1 -	35.667	22.247	57.914	75.08	7.694	10:51:51.667
2 -	32.485	20.923	53.408	81.42	3.188	10:52:45.075
3 -	31.798	20.744	52.542	82.76	2.322	10:53:37.617
4 -	31.282	20.481	51.763	84.00	1.543	10:54:29.380
5 -	31.103	20.332	51.435	84.54	1.215	10:55:20.815
6 -	31.084	20.201	51.285	84.79	1.065	10:56:12.100
7 -	31.036	20.545	51.581	84.30	1.361	10:57:03.681
8 -	30.755	20.235	50.990	85.28	0.770	10:57:54.671
9 -	30.418	20.403	50.821	85.56	0.601	10:58:45.492
10 -	30.387	20.312	50.699 (3)	85.77	0.479	10:59:36.191
11 -	30.650	20.368	51.018	85.23	0.798	11:00:27.209
12 -	30.116	20.104	50.220 (1)	86.59		11:01:17.429
13 -	30.439	20.070	50.509 (2)	86.09	0.289	11:02:07.938

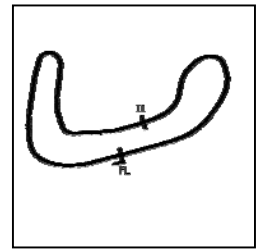
P23 9 C Luke DIXON			BMW S1000RR -			
IDEAL LAP TIME : 50.057		BEST LAP TIME : 50.309	DIFFERENCE : 0.252			
LAP	SECTOR 1	SECTOR 2	LAP TIME	MPH	DIFF	TIME OF DAY
1 -	33.777	21.219	54.996	79.07	4.687	10:52:16.205
2 -	31.553	20.688	52.241	83.24	1.932	10:53:08.446
3 -	31.052	20.451	51.503	84.43	1.194	10:53:59.949
4 -	31.580	20.398	51.978	83.66	1.669	10:54:51.927
5 -	31.054	20.403	51.457	84.50	1.148	10:55:43.384
6 -	30.533	20.254	50.787	85.62	0.478	10:56:34.171
7 -	30.382	20.663	51.045	85.19	0.736	10:57:25.216
8 -	30.438	20.127	50.565	86.00	0.256	10:58:15.781
9 -	30.394	20.165	50.559 (3)	86.01	0.250	10:59:06.340
10 -	31.235	20.476	51.711	84.09	1.402	10:59:58.051
11 -	31.002	20.539	51.541	84.37	1.232	11:00:49.592
12 -	30.982	20.616	51.598	84.27	1.289	11:01:41.190
13 -	30.381	20.159	50.540 (2)	86.04	0.231	11:02:31.730
14 -	30.155	20.432	50.587	85.96	0.278	11:03:22.317
15 -	30.479	20.235	50.714	85.74	0.405	11:04:13.031
16 -	31.733	20.220	51.953	83.70	1.644	11:05:04.984
17 -	30.407	19.902	50.309 (1)	86.43		11:05:55.293
18 -	30.616	20.032	50.648	85.85	0.339	11:06:45.941
19 -	30.214	20.353	50.567	85.99	0.258	11:07:36.508
20 -	31.696	20.655	52.351	83.06	2.042	11:08:28.859
21 -	30.992	21.043	52.035	83.57	1.726	11:09:20.894
22 -	30.567	20.882	51.449	84.52	1.140	11:10:12.343
23 -	30.857	20.428	51.285	84.79	0.976	11:11:03.628

P24 50 C Dan WELFORD			Suzuki GSXR 1000 - SEG Sussex Electric Gates/ Vistec system			
IDEAL LAP TIME : 50.203		BEST LAP TIME : 50.318	DIFFERENCE : 0.115			
LAP	SECTOR 1	SECTOR 2	LAP TIME	MPH	DIFF	TIME OF DAY
1 -	35.576	22.533	58.109	74.83	7.791	10:52:20.584
2 -	32.353	21.423	53.776	80.86	3.458	10:53:14.360
3 -	31.706	20.766	52.472	82.87	2.154	10:54:06.832
4 -	31.110	20.802	51.912	83.76	1.594	10:54:58.744
5 -	30.837	20.221	51.058	85.16	0.740	10:55:49.802
6 -	30.593	20.283	50.876 (3)	85.47	0.558	10:56:40.678
7 -	30.361	19.957	50.318 (1)	86.42		10:57:30.996
8 -	30.958	20.385	51.343	84.69	1.025	10:58:22.339
9 -	30.246	20.243	50.489 (2)	86.12	0.171	10:59:12.828
10 -	30.462	20.451	50.913	85.41	0.595	11:00:03.741

Weather / Track : Cloudy / Dry

Brands Hatch Indy
 Circuit Length = 1.2079 miles
 Start: 10:50 Flag 11:10 End: 11:11

BMCRC - MRO Championships 2019 - Rnd 9 @ Brands Hatch Indy
Reactive Parts MRO Powerbikes inc Racebuykz.com Clubman 1000
QUALIFYING - SECTOR ANALYSIS



SECTOR 1 = FL to I1, SECTOR 2 = I1 to FL, DIFF = Difference To Personal Best Lap, P = Crossed Finish Line in Pit Lane, D = Time Disallowed

P25 8		John COUGHLAN		Aprilia RSV4RF - BIKERSWORLD			
IDEAL LAP TIME : 50.604		BEST LAP TIME : 50.732		DIFFERENCE : 0.128			
LAP	SECTOR 1	SECTOR 2	LAP TIME	MPH	DIFF	TIME OF DAY	
1 -	34.055	21.218	55.273	78.67	4.541	10:52:09.313	
2 -	31.737	20.808	52.545	82.75	1.813	10:53:01.858	
3 -	31.646	20.408	52.054	83.54	1.322	10:53:53.912	
4 -	30.689	20.348	51.037	85.20	0.305	10:54:44.949	
5 -	30.592	20.487	51.079	85.13	0.347	10:55:36.028	
6 -	31.875	20.208	52.083	83.49	1.351	10:56:28.111	
7 -	30.713	20.206	50.919	85.40	0.187	10:57:19.030	
8 -	30.402	20.392	50.794	85.61	0.062	10:58:09.824	
9 -	30.630	20.320	50.950	85.35	0.218	10:59:00.774	
10 -	30.466	20.292	50.758 (2)	85.67	0.026	10:59:51.532	
11 -	30.750	20.300	51.050	85.18	0.318	11:00:42.582	
12 -	30.531	20.250	50.781 (3)	85.63	0.049	11:01:33.363	
13 -	30.398	20.334	50.732 (1)	85.71		11:02:24.095	
14 -	30.719	20.227	50.946	85.35	0.214	11:03:15.041	

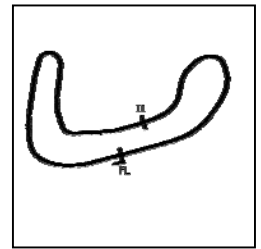
P26 114 C		Ricky MARTIN		Honda CBR1000RR - T.B.R Performance			
IDEAL LAP TIME : 50.808		BEST LAP TIME : 50.960		DIFFERENCE : 0.152			
LAP	SECTOR 1	SECTOR 2	LAP TIME	MPH	DIFF	TIME OF DAY	
1 -	33.877	21.540	55.417	78.47	4.457	10:52:15.861	
2 -	32.006	20.986	52.992	82.06	2.032	10:53:08.853	
3 -	31.361	20.349	51.710	84.09	0.750	10:54:00.563	
4 -	31.265	20.470	51.735	84.05	0.775	10:54:52.298	
5 -	32.024	20.218	52.242	83.23	1.282	10:55:44.540	
6 -	32.191	20.654	52.845	82.28	1.885	10:56:37.385	
7 -	31.367	20.607	51.974	83.66	1.014	10:57:29.359	
8 -	30.833	20.486	51.319 (3)	84.73	0.359	10:58:20.678	
9 -	30.967	20.471	51.438	84.54	0.478	10:59:12.116	
10 -	30.855	20.280	51.135 (2)	85.04	0.175	11:00:03.251	
11 -	30.590	20.370	50.960 (1)	85.33		11:00:54.211	
12 -	32.845	IN PIT	3:10.227 P	22.86	2:19.267	11:04:04.438	
13 -	OUTLAP	20.684	57.999	74.97	7.039	11:05:02.437	
14 -	31.288	IN PIT	1:15.153 P	57.86	24.193	11:06:17.590	
15 -	OUTLAP	21.069	55.187	78.79	4.227	11:07:12.777	
16 -	31.065	20.754	51.819	83.91	0.859	11:08:04.596	
17 -	31.195	21.348	52.543	82.76	1.583	11:08:57.139	

P27 277 C		Adrian AVERRE		Yamaha R1 - Ryders Alley Racing			
IDEAL LAP TIME : 51.019		BEST LAP TIME : 51.264		DIFFERENCE : 0.245			
LAP	SECTOR 1	SECTOR 2	LAP TIME	MPH	DIFF	TIME OF DAY	
1 -	34.175	21.437	55.612	78.19	4.348	10:52:09.165	
2 -	32.683	20.645	53.328	81.54	2.064	10:53:02.493	
3 -	32.081	20.432	52.513	82.81	1.249	10:53:55.006	
4 -	31.639	20.359	51.998	83.63	0.734	10:54:47.004	
5 -	31.345	20.456	51.801	83.94	0.537	10:55:38.805	
6 -	31.945	20.193	52.138	83.40	0.874	10:56:30.943	
7 -	31.244	20.356	51.600 (3)	84.27	0.336	10:57:22.543	
8 -	31.222	20.561	51.783	83.97	0.519	10:58:14.326	
9 -	31.383	20.418	51.801	83.94	0.537	10:59:06.127	
10 -	31.194	20.447	51.641	84.20	0.377	10:59:57.768	
11 -	30.826	20.438	51.264 (1)	84.82		11:00:49.032	
12 -	31.352	20.505	51.857	83.85	0.593	11:01:40.889	
13 -	31.345	20.256	51.601	84.27	0.337	11:02:32.490	
14 -	31.145	20.442	51.587 (2)	84.29	0.323	11:03:24.077	
15 -	32.061	20.589	52.650	82.59	1.386	11:04:16.727	
16 -	31.037	20.995	52.032	83.57	0.768	11:05:08.759	
17 -	31.433	20.573	52.006	83.61	0.742	11:06:00.765	
18 -	31.263	20.400	51.663	84.17	0.399	11:06:52.428	
19 -	30.894	20.733	51.627	84.23	0.363	11:07:44.055	

Weather / Track : Cloudy / Dry

Brands Hatch Indy
 Circuit Length = 1.2079 miles
 Start: 10:50 Flag 11:10 End: 11:11

BMCRC - MRO Championships 2019 - Rnd 9 @ Brands Hatch Indy
Reactive Parts MRO Powerbikes inc Racebuykz.com Clubman 1000
QUALIFYING - SECTOR ANALYSIS



SECTOR 1 = FL to I1, SECTOR 2 = I1 to FL, DIFF = Difference To Personal Best Lap, P = Crossed Finish Line in Pit Lane, D = Time Disallowed

P28 139		Shane SMITH		Honda CBR1000 SP1 - Ridemoto.com			
IDEAL LAP TIME : 51.841		BEST LAP TIME : 51.841		DIFFERENCE : 0.000			
LAP	SECTOR 1	SECTOR 2	LAP TIME	MPH	DIFF	TIME OF DAY	
1 -	35.173	21.492	56.665	76.74	4.824	10:52:14.590	
2 -	32.405	20.391	52.796	82.36	0.955	10:53:07.386	
3 -	31.652	20.534	52.186 (2)	83.32	0.345	10:53:59.572	
4 -	31.619	20.222	51.841 (1)	83.88		10:54:51.413	
5 -	31.707	21.021	52.728	82.47	0.887	10:55:44.141	
6 -	32.358	20.495	52.853	82.27	1.012	10:56:36.994	
7 -	32.821	20.682	53.503	81.27	1.662	10:57:30.497	
8 -	32.450	20.720	53.170	81.78	1.329	10:58:23.667	
9 -	31.757	20.631	52.388 (3)	83.00	0.547	10:59:16.055	

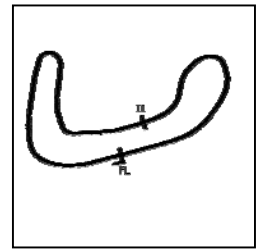
P29 333 C		Andrew HOUGHTON		Yamaha R1 - Yamaha UK			
IDEAL LAP TIME : 51.760		BEST LAP TIME : 51.878		DIFFERENCE : 0.118			
LAP	SECTOR 1	SECTOR 2	LAP TIME	MPH	DIFF	TIME OF DAY	
1 -	OUTLAP	23.281	1:01.483	70.72	9.605	10:51:43.772	
2 -	33.139	21.537	54.676	79.53	2.798	10:52:38.448	
3 -	31.868	21.201	53.069	81.94	1.191	10:53:31.517	
4 -	31.672	21.201	52.873	82.24	0.995	10:54:24.390	
5 -	31.977	21.255	53.232	81.69	1.354	10:55:17.622	
6 -	31.791	21.172	52.963	82.10	1.085	10:56:10.585	
7 -	31.553	21.214	52.767	82.41	0.889	10:57:03.352	
8 -	31.942	20.948	52.890	82.21	1.012	10:57:56.242	
9 -	31.354	20.993	52.347	83.07	0.469	10:58:48.589	
10 -	32.105	21.075	53.180	81.77	1.302	10:59:41.769	
11 -	31.327	21.207	52.534	82.77	0.656	11:00:34.303	
12 -	32.105	21.107	53.212	81.72	1.334	11:01:27.515	
13 -	31.429	20.972	52.401	82.98	0.523	11:02:19.916	
14 -	31.110	20.791	51.901 (2)	83.78	0.023	11:03:11.817	
15 -	31.511	21.440	52.951	82.12	1.073	11:04:04.768	
16 -	44.589	22.626	1:07.215	64.69	15.337	11:05:11.983	
17 -	31.361	20.960	52.321 (3)	83.11	0.443	11:06:04.304	
18 -	30.969	20.909	51.878 (1)	83.82		11:06:56.182	
19 -	36.021	21.622	57.643	75.44	5.765	11:07:53.825	
20 -	32.385	21.595	53.980	80.55	2.102	11:08:47.805	
21 -	31.499	21.426	52.925	82.16	1.047	11:09:40.730	
22 -	31.927	21.248	53.175	81.77	1.297	11:10:33.905	

P30 6		Dan SHAILER		Yamaha R1 - McShailer Racing			
IDEAL LAP TIME : 52.408		BEST LAP TIME : 52.565		DIFFERENCE : 0.157			
LAP	SECTOR 1	SECTOR 2	LAP TIME	MPH	DIFF	TIME OF DAY	
1 -	35.332	22.355	57.687	75.38	5.122	10:52:21.061	
2 -	33.252	21.505	54.757	79.41	2.192	10:53:15.818	
3 -	32.701	21.409	54.110	80.36	1.545	10:54:09.928	
4 -	32.483	20.973	53.456	81.34	0.891	10:55:03.384	
5 -	32.015	20.850	52.865	82.25	0.300	10:55:56.249	
6 -	32.131	20.710	52.841 (3)	82.29	0.276	10:56:49.090	
7 -	32.182	21.187	53.369	81.48	0.804	10:57:42.459	
8 -	32.073	20.793	52.866	82.25	0.301	10:58:35.325	
9 -	31.769	20.796	52.565 (1)	82.72		10:59:27.890	
10 -	31.862	20.903	52.765 (2)	82.41	0.200	11:00:20.655	
11 -	32.462	20.639	53.101	81.89	0.536	11:01:13.756	
12 -	32.015	20.946	52.961	82.10	0.396	11:02:06.717	
13 -	32.131	20.793	52.924	82.16	0.359	11:02:59.641	
14 -	31.843	21.042	52.885	82.22	0.320	11:03:52.526	
15 -	32.254	21.071	53.325	81.54	0.760	11:04:45.851	
16 -	32.077	21.047	53.124	81.85	0.559	11:05:38.975	
17 -	32.090	20.890	52.980	82.08	0.415	11:06:31.955	
18 -	32.046	21.180	53.226	81.70	0.661	11:07:25.181	

Weather / Track : Cloudy / Dry

Brands Hatch Indy
 Circuit Length = 1.2079 miles
 Start: 10:50 Flag 11:10 End: 11:11

BMCRC - MRO Championships 2019 - Rnd 9 @ Brands Hatch Indy
Reactive Parts MRO Powerbikes inc Racebuykz.com Clubman 1000
QUALIFYING - SECTOR ANALYSIS



SECTOR 1 = FL to I1, SECTOR 2 = I1 to FL, DIFF = Difference To Personal Best Lap, P = Crossed Finish Line in Pit Lane, D = Time Disallowed

P31 116		Matthew WREN		Suzuki GSXR - TBR performance			
IDEAL LAP TIME : 52.910		BEST LAP TIME : 53.111		DIFFERENCE : 0.201			
LAP	SECTOR 1	SECTOR 2	LAP TIME	MPH	DIFF	TIME OF DAY	
1 -	33.712	23.022	56.734	76.64	3.623	10:52:16.327	
2 -	33.053	21.460	54.513	79.77	1.402	10:53:10.840	
3 -	32.516	21.281	53.797	80.83	0.686	10:54:04.637	
4 -	32.926	21.306	54.232	80.18	1.121	10:54:58.869	
5 -	32.848	21.540	54.388	79.95	1.277	10:55:53.257	
6 -	32.401	21.370	53.771	80.87	0.660	10:56:47.028	
7 -	32.329	20.975	53.304 (3)	81.58	0.193	10:57:40.332	
8 -	32.617	20.965	53.582	81.15	0.471	10:58:33.914	
9 -	32.346	20.919	53.265 (2)	81.64	0.154	10:59:27.179	
10 -	31.991	21.120	53.111 (1)	81.87		11:00:20.290	

P32 646 C		Sukhminder RAI		Yamaha R1 - Asian Sensation			
IDEAL LAP TIME : 53.571		BEST LAP TIME : 53.826		DIFFERENCE : 0.255			
LAP	SECTOR 1	SECTOR 2	LAP TIME	MPH	DIFF	TIME OF DAY	
1 -	37.198	22.824	1:00.022	72.45	6.196	10:52:23.056	
2 -	33.881	21.784	55.665	78.12	1.839	10:53:18.721	
3 -	33.074	21.394	54.468	79.83	0.642	10:54:13.189	
4 -	33.949	21.372	55.321	78.60	1.495	10:55:08.510	
5 -	32.724	21.102	53.826 (1)	80.79		10:56:02.336	
6 -	33.130	21.488	54.618	79.61	0.792	10:56:56.954	
7 -	32.575	21.667	54.242	80.17	0.416	10:57:51.196	
8 -	32.760	21.357	54.117 (3)	80.35	0.291	10:58:45.313	
9 -	32.469	21.620	54.089 (2)	80.39	0.263	10:59:39.402	

Weather / Track : Cloudy / Dry

Brands Hatch Indy
 Circuit Length = 1.2079 miles
 Start: 10:50 Flag 11:10 End: 11:11

BMCRC - MRO Championships 2019 - Rnd 9 @ Brands Hatch Indy

Reactive Parts MRO Powerbikes inc Racebuykz.com Clubman 1000

QUALIFYING - BEST SECTORS

SECTOR 1			SECTOR 2			IDEAL / BEST COMPARISON						
POS	NO	NAME	TIME	NO	NAME	TIME	POS	NO	NAME	IDEAL	BEST	DIFF
									PERFECT LAP	47.701		
1	1	O'BRIEN	28.615	1	O'BRIEN	19.086	1	1	O'BRIEN	47.701	47.703	0.002
2	40	PATMORE	29.011	76	BYARD	19.317	2	40	PATMORE	48.343	48.343	0.000
3	71	NORTON	29.184	40	PATMORE	19.332	3	60	BAKER	48.582	48.718	0.136
4	60	BAKER	29.240	60	BAKER	19.342	4	54	HENEGHAN	48.692	48.929	0.237
5	54	HENEGHAN	29.284	29	BRIDGER	19.387	5	29	BRIDGER	48.723	48.881	0.158
6	44	WILSON	29.313	98	DICKINSON	19.393	6	212	SAVAGE	48.764	48.950	0.186
7	212	SAVAGE	29.320	54	HENEGHAN	19.408	7	71	NORTON	48.768	48.902	0.134
8	29	BRIDGER	29.336	24	SMITH	19.442	8	76	BYARD	48.769	48.808	0.039
9	39	MORGAN	29.415	212	SAVAGE	19.444	9	44	WILSON	48.839	49.202	0.363
10	76	BYARD	29.452	47	DANCE	19.479	10	17	BAKER	49.039	49.260	0.221
11	17	BAKER	29.493	44	WILSON	19.526	11	39	MORGAN	49.051	49.084	0.033
12	99	COLLINS	29.627	17	BAKER	19.546	12	98	DICKINSON	49.306	49.610	0.304
13	12	COMBRINCK	29.863	71	NORTON	19.584	13	99	COLLINS	49.310	49.361	0.051
14	24	SMITH	29.875	143	PALMER	19.611	14	24	SMITH	49.317	49.386	0.069
15	47	DANCE	29.895	39	MORGAN	19.636	15	47	DANCE	49.374	49.458	0.084
16	98	DICKINSON	29.913	99	COLLINS	19.683	16	143	PALMER	49.777	49.866	0.089
17	83	SIGGS	30.071	138	BLANK	19.726	17	118	COYLE	49.857	50.140	0.283
18	118	COYLE	30.115	118	COYLE	19.742	18	12	COMBRINCK	49.872	49.891	0.019
19	177	WARRINGTON	30.116	9	DIXON	19.902	19	138	BLANK	50.054	50.127	0.073
20	35	CRESSWELL	30.133	50	WELFORD	19.957	20	9	DIXON	50.057	50.309	0.252
21	9	DIXON	30.155	12	COMBRINCK	20.009	21	83	SIGGS	50.104	50.124	0.020
22	143	PALMER	30.166	35	CRESSWELL	20.009	22	35	CRESSWELL	50.142	50.203	0.061
23	50	WELFORD	30.246	83	SIGGS	20.033	23	177	WARRINGTON	50.186	50.220	0.034
24	138	BLANK	30.328	177	WARRINGTON	20.070	24	50	WELFORD	50.203	50.318	0.115
25	8	COUGHLAN	30.398	277	AVERRE	20.193	25	8	COUGHLAN	50.604	50.732	0.128
26	114	MARTIN	30.590	8	COUGHLAN	20.206	26	114	MARTIN	50.808	50.960	0.152
27	277	AVERRE	30.826	114	MARTIN	20.218	27	277	AVERRE	51.019	51.264	0.245
28	333	HOUGHTON	30.969	139	SMITH	20.222	28	333	HOUGHTON	51.760	51.878	0.118
29	139	SMITH	31.619	6	SHAILER	20.639	29	139	SMITH	51.841	51.841	0.000
30	6	SHAILER	31.769	333	HOUGHTON	20.791	30	6	SHAILER	52.408	52.565	0.157
31	116	WREN	31.991	116	WREN	20.919	31	116	WREN	52.910	53.111	0.201
32	646	RAI	32.469	646	RAI	21.102	32	646	RAI	53.571	53.826	0.255

Weather / Track : Cloudy / Dry

Results can be found at www.tsl-timing.com

Brands Hatch Indy
 Circuit Length = 1.2079 miles
 Start: 10:50 Flag 11:10 End: 11:11

Printed - 13:19 Saturday, 05 October 2019

BMCRC - MRO Championships 2019 - Rnd 9 @ Brands Hatch Indy
Reactive Parts MRO Powerbikes inc Racebuykz.com Clubman 1000

QUALIFYING - STATISTICS

Competitors Started 32
Planned Start 2019-10-05 @ 10:40:00.000
Actual Start 2019-10-05 @ 10:50:35.759
Finish Time 2019-10-05 @ 11:10:25.051
Track Length 1.2079mi.
Total Laps 489
Total Distance Covered 590.6853mi.

Session Fastest Lap History

NO	CL	NAME	LAP TIME	TIME OF DAY	LAP	VEHICLE
177	C	Ryan WARRINGTON	57.914	10:51:51.700	1	Kawasaki ZX10R
47		Daryl DANCE	51.789	10:51:59.995	1	Yamaha YZF R1
99		Bob COLLINS	50.689	10:52:00.793	1	Suzuki GSXR 1000
60		Peter BAKER	50.110	10:52:50.230	2	Kawasaki ZX10R
99		Bob COLLINS	50.076	10:52:50.870	2	Suzuki GSXR 1000
60		Peter BAKER	49.858	10:53:40.088	3	Kawasaki ZX10R
99		Bob COLLINS	49.772	10:53:40.637	3	Suzuki GSXR 1000
54		Steve HENEGHAN	49.476	10:53:45.672	3	Ducati PANIGALE V4S
60		Peter BAKER	49.272	10:55:18.915	5	Kawasaki ZX10R
76		Jason BYARD	48.996	10:55:24.086	5	Suzuki GSXR
76		Jason BYARD	48.808	10:56:12.923	6	Suzuki GSXR
1		Michael O'BRIEN	47.770	10:56:22.991	6	Yamaha R1
1		Michael O'BRIEN	47.703	10:57:10.695	7	Yamaha R1

Flag History

TYPE	TIME OF DAY
GREEN	10:50:35.759
FINISH	11:10:25.051

Flag Statistics

TYPE	COUNT	TOTAL LAPS	TOTAL TIME
Green	1	24	21:06.529
Red	0	0	0.000
Safety Car	0	0	0.000
FCY	0	0	0.000

Weather / Track : Cloudy / Dry

These results are provisional until the conclusion of any judicial and technical matters.

Brands Hatch Indy
 Circuit Length = 1.2079 miles
 Start: 10:50 Flag 11:10 End: 11:11

Clerk Of Course :	Timekeeper :
-------------------	--------------

BMCRC - MRO Championships 2019 - Rnd 9 @ Brands Hatch Indy
Reactive Parts MRO Powerbikes inc Racebuykz.com Clubman 1000
QUALIFYING - STATISTICS

CLASS :

21 Starters

Fastest Lap History

NO	NAME	LAP TIME	TIME OF DAY	LAP	VEHICLE
47	Daryl DANCE	51.789	10:51:59.995	1	Yamaha YZF R1
99	Bob COLLINS	50.689	10:52:00.793	1	Suzuki GSXR 1000
60	Peter BAKER	50.110	10:52:50.230	2	Kawasaki ZX10R
99	Bob COLLINS	50.076	10:52:50.870	2	Suzuki GSXR 1000
60	Peter BAKER	49.858	10:53:40.088	3	Kawasaki ZX10R
99	Bob COLLINS	49.772	10:53:40.637	3	Suzuki GSXR 1000
54	Steve HENEGHAN	49.476	10:53:45.672	3	Ducati PANIGALE V4S
60	Peter BAKER	49.272	10:55:18.915	5	Kawasaki ZX10R
76	Jason BYARD	48.996	10:55:24.086	5	Suzuki GSXR
76	Jason BYARD	48.808	10:56:12.923	6	Suzuki GSXR
1	Michael O'BRIEN	47.770	10:56:22.991	6	Yamaha R1
1	Michael O'BRIEN	47.703	10:57:10.695	7	Yamaha R1

Weather / Track : Cloudy / Dry

These results are provisional until the conclusion of any judicial and technical matters.

Brands Hatch Indy

Circuit Length = 1.2079 miles

Start: 10:50 Flag 11:10 End: 11:11

Clerk Of Course :		Timekeeper :
-------------------	--	--------------

BMCRC - MRO Championships 2019 - Rnd 9 @ Brands Hatch Indy
Reactive Parts MRO Powerbikes inc Racebuykz.com Clubman 1000
QUALIFYING - STATISTICS

CLASS : C

11 Starters

Fastest Lap History

NO	NAME	LAP TIME	TIME OF DAY	LAP	VEHICLE
177	Ryan WARRINGTON	57.914	10:51:51.700	1	Kawasaki ZX10R
39	Max MORGAN	52.771	10:52:05.288	1	Kawasaki ZX10-RR
39	Max MORGAN	51.338	10:52:56.626	2	Kawasaki ZX10-RR
39	Max MORGAN	50.510	10:53:47.136	3	Kawasaki ZX10-RR
29	Mark BRIDGER	50.093	10:53:56.626	3	Yamaha R1
39	Max MORGAN	49.807	10:55:30.240	5	Kawasaki ZX10-RR
29	Mark BRIDGER	49.474	10:55:36.688	5	Yamaha R1
29	Mark BRIDGER	49.301	10:56:25.988	6	Yamaha R1
29	Mark BRIDGER	48.881	10:57:14.869	7	Yamaha R1

Weather / Track : Cloudy / Dry

These results are provisional until the conclusion of any judicial and technical matters.

Brands Hatch Indy
 Circuit Length = 1.2079 miles
 Start: 10:50 Flag 11:10 End: 11:11

Clerk Of Course :		Timekeeper :
-------------------	--	--------------

BMCRC - MRO Championships 2019 - Rnd 9 @ Brands Hatch Indy

Reactive Parts MRO Powerbikes inc Racebuykz.com Clubman 1000

RACE 9 - GRID (14 Laps)



ROW 12	36	258	Ande FRIEND	35	74	Andrew BURKE	34	51	Michael HOGARTH	
ROW 11		33	15	Mariusz SIEMIENIUK-JUZWIUK	32	646	Sukhminder RAI	31	116	Matthew WREN
ROW 10		30	6	Dan SHAILER	29	333	Andrew HOUGHTON	28	139	Shane SMITH
ROW 9		27	277	Adrian AVERRE	26	114	Ricky MARTIN	25	8	John COUGHLAN
ROW 8		24	50	Dan WELFORD	23	9	Luke DIXON	22	177	Ryan WARRINGTON
ROW 7		21	35	Robert CRESSWELL	20	118	Jim COYLE	19	138	Michael BLANK
ROW 6		18	83	Jason SIGGS	17	12	David COMBRINCK	16	143	Steve PALMER
ROW 5		15	98	Rick DICKINSON	14	47	Daryl DANCE	13	24	Alan SMITH
ROW 4		12	99	Bob COLLINS	11	17	Philip BAKER	10	44	Nicky WILSON
ROW 3		9	39	Max MORGAN	8	212	Olly SAVAGE	7	54	Steve HENEGHAN
ROW 2		6	71	Tom NORTON	5	29	Mark BRIDGER	4	76	Jason BYARD
ROW 1		3	60	Peter BAKER	2	40	Aiden PATMORE	1	1	Michael O'BRIEN

Pole

Brands Hatch Indy
Circuit Length = 1.2079 miles

These results are provisional until the conclusion of any judicial and technical matters.

Clerk Of Course :	Steward :	Timekeeper :
-------------------	-----------	--------------

Results can be found at www.tsl-timing.com

Printed - 11:14 Saturday, 05 October 2019



BMCRC - MRO Championships 2019 - Rnd 9 @ Brands Hatch Indy

Reactive Parts MRO Powerbikes inc Racebuykz.com Clubman 1000

RACE 9 - CLASSIFICATION - AMENDED



POS	NO	CL	PIC NAME	ENTRY	LAPS	TIME	GAP	DIFF	MPH	BEST	ON
1	1		1 Michael O'BRIEN	Yamaha R1 -	13	10:31.463			89.52	47.510	3
2	60		2 Peter BAKER	Kawasaki ZX10R - Dodfrey Engineering	13	10:41.580	10.117	10.117	88.11	48.485	12
3	212		3 Olly SAVAGE	Yamaha R1 -	13	10:42.041	10.578	0.461	88.05	48.588	13
4	40		4 Aiden PATMORE	Kawasaki ZX10R - TBR Performance/NW Roofing	13	10:42.374	10.911	0.333	88.00	48.451	13
5	54		5 Steve HENEGHAN	Ducati PANIGALE V4S - ReactiveParts.com	13	10:43.025	11.562	0.651	87.91	48.445	13
6	99		6 Bob COLLINS	Suzuki GSXR 1000 - MSG Racing & FWR.co.uk	13	10:46.047	14.584	3.022	87.50	48.860	10
7	39	C	1 Max MORGAN	Kawasaki ZX10-RR - MSS PERFORMANCE	13	10:47.895	16.432	1.848	87.25	48.577	6
8	76		7 Jason BYARD	Suzuki GSXR - May Construction	13	10:52.967	21.504	5.072	86.57	48.786	10
9	143		8 Steve PALMER	Suzuki GSXR1000 K6 - 4C8/Mk1 Transit racing	13	10:56.354	24.891	3.387	86.13	49.426	7
10	24		9 Alan SMITH	Kawasaki ZX10R - Orwells Mcs	13	10:56.425	24.962	0.071	86.12	49.320	10
11	44		10 Nicky WILSON	Suzuki GSXR 1000 - Demon GP/Haslemere Motorc	13	10:56.522	25.059	0.097	86.10	49.153	9
12	71		11 Tom NORTON	Suzuki GSXR 1000 - Mike Newman Haulage	13	10:56.774	25.311	0.252	86.07	49.371	10
13	47		12 Daryl DANCE	Yamaha YZF R1 - 2 brothers scaffolding	13	10:56.957	25.494	0.183	86.05	49.389	10
14	17		13 Philip BAKER	BMW S1000RR - Dickie Donna and Malcom Sausa	13	10:57.415	25.952	0.458	85.99	49.445	10
15	98		14 Rick DICKINSON	BMW S1000RR - MotorcycleRaceParts.co.uk	13	10:57.624	26.161	0.209	85.96	49.310	3
16	12		15 David COMBRINCK	Kawasaki ZX10R -	13	11:09.415	37.952	11.791	84.44	50.034	8
17	8		16 John COUGHLAN	Aprilia RSV4RF - BIKERSWORLD	13	11:09.621	38.158	0.206	84.42	49.823	8
18	177	C	2 Ryan WARRINGTON	Kawasaki ZX10R - RWC	13	11:09.651	38.188	0.030	84.41	50.130	9
19	35	C	3 Robert CRESSWELL	Kawasaki ZX10R - ODDJOBROB Racing	13	11:09.980	38.517	0.329	84.37	50.450	12
20	9	C	4 Luke DIXON	BMW S1000RR -	13	11:10.360	38.897	0.380	84.33	49.822	10
21	83	C	5 Jason SIGGS	Yamaha R1 - J Siggs Construction	13	11:14.103	42.640	3.743	83.86	50.603	8
22	50	C	6 Dan WELFORD	Suzuki GSXR 1000 - SEG Sussex Electric Gates/ V	13	11:14.904	43.441	0.801	83.76	50.618	10
23	118		17 Jim COYLE	Aprilia RSV -	13	11:15.038	43.575	0.134	83.74	50.469	12
24	138		18 Michael BLANK	Yamaha R1 - Foxcote Fire Systems	13	11:22.145	50.682	7.107	82.87	50.775	4
25	6		19 Dan SHAILER	Yamaha R1 - McShailer Racing	13	11:22.220	50.757	0.075	82.86	51.072	8
26	277	C	7 Adrian AVERRE	Yamaha R1 - Ryders Alley Racing	12	10:31.370	1 Lap	1 Lap	82.65	50.765	7
27	114	C	8 Ricky MARTIN	Honda CBR1000RR - T.B.R Performance	12	10:36.196	1 Lap	4.826	82.02	51.215	7
28	139		20 Shane SMITH	Honda CBR1000 SP1 - Ridemoto.com	12	10:36.951	1 Lap	0.755	81.92	51.470	8
29	333	C	9 Andrew HOUGHTON	Yamaha R1 - Yamaha UK	12	10:38.076	1 Lap	1.125	81.78	51.503	12
30	116		21 Matthew WREN	Suzuki GSXR - TBR performance	12	10:38.797	1 Lap	0.721	81.68	51.642	12

NOT CLASSIFIED

DNF	29	C	Mark BRIDGER	Yamaha R1 - Moremoto	12	9:57.926	1 Lap		87.27	48.787	9
DNF	646	C	Sukhminder RAI	Yamaha R1 - Asian Sensation	11	9:55.352	2 Laps	1 Lap	80.34	52.549	10

FASTEST LAP

	1		Michael O'BRIEN	Yamaha R1 -	3	47.510			91.53 mph	147.30 kph	
	39	C	Max MORGAN	Kawasaki ZX10-RR - MSS PERFORMANCE	6	48.577			89.51 mph	144.06 kph	

Class - 92.5% of Race Speed = 82.80 mph
 Class C - 92.5% of Race Speed = 80.70 mph

Brands Hatch Indy
 Circuit Length = 1.2079 miles
 Start: 14:45 Flag 14:55 End: 14:57

Weather / Track : Cloudy / Dry

These results are provisional until the conclusion of any judicial and technical matters.

Clerk Of Course :	Steward :	Timekeeper :
-------------------	-----------	--------------

Results can be found at www.tsl-timing.com

Printed - 15:50 Saturday, 05 October 2019



BMCRC - MRO Championships 2019 - Rnd 9 @ Brands Hatch Indy

Reactive Parts MRO Powerbikes inc Racebuykz.com Clubman 1000

RACE 9 - LAP CHART

LAP 1 @ 14:46:10.674

NO	BEHIND	LAP TIME
1		54.396
40	0.766	55.162
60	0.900	55.296
212	1.508	55.904
54	2.323	56.719
76	2.531	56.927
29	2.671	57.067
99	2.956	57.352
24	3.200	57.596
47	3.438	57.834
71	3.722	58.118
39	4.267	58.663
98	4.397	58.793
143	4.703	59.099
44	4.730	59.126
35	5.322	59.718
17	5.402	59.798
138	5.681	1:00.077
83	6.007	1:00.403
12	6.439	1:00.835
8	6.582	1:00.978
177	6.960	1:01.356
118	7.241	1:01.637
9	7.418	1:01.814
50	7.681	1:02.077
116	8.477	1:02.873
6	8.611	1:03.007
139	8.652	1:03.048
114	8.819	1:03.215
646	9.381	1:03.777
277	9.533	1:03.929
333	10.072	1:04.468

114	14.172	53.178
139	14.457	53.630
333	15.643	53.396
646	16.162	54.606
277	16.288	54.580

LAP 3 @ 14:47:46.009

NO	BEHIND	LAP TIME
1		47.510
40	3.792	49.000
60	4.164	48.968
212	4.346	48.980
54	5.064	48.887
76	5.999	49.089
99	6.697	49.256
29	6.995	49.398
47	7.671	49.737
24	7.811	49.737
71	8.118	49.647
39	8.243	49.230
143	8.640	49.438
98	8.719	49.310
44	9.210	49.492
17	9.529	49.640
35	12.352	51.209
138	13.129	51.216
12	13.258	50.634
8	14.227	51.228
177	14.704	51.324
83	14.767	52.237
118	14.904	51.284
9	14.979	51.121
50	15.504	51.087
6	17.723	51.945
116	18.971	52.474
114	19.243	52.581
139	19.371	52.424
333	19.940	51.807
277	20.927	52.149
646	22.159	53.507

LAP 4 @ 14:48:33.743

NO	BEHIND	LAP TIME
1		47.734
40	5.323	49.265
60	5.473	49.043
212	5.703	49.091
54	6.313	48.983
76	7.419	49.154
99	7.889	48.926
29	8.314	49.053
47	9.530	49.593
39	9.589	49.080
24	9.977	49.900
71	10.357	49.973
143	10.576	49.670
98	10.644	49.659
44	10.901	49.425
17	11.260	49.465
35	15.618	51.000
138	16.170	50.775
12	16.411	50.887
8	16.839	50.346
177	17.679	50.709

83	18.586	51.553
50	19.018	51.248
118	19.042	51.872
9	19.253	52.008
6	21.806	51.817
116	23.607	52.370
114	23.717	52.208
139	23.870	52.233
277	24.276	51.083
333	24.384	52.178
646	27.984	53.559

LAP 5 @ 14:49:21.428

NO	BEHIND	LAP TIME
1		47.685
40	6.515	48.877
60	6.536	48.748
212	6.885	48.867
54	7.645	49.017
76	9.012	49.278
99	9.365	49.161
29	9.631	49.002
39	10.785	48.881
47	12.162	50.317
24	12.275	49.983
71	12.452	49.780
143	12.654	49.763
98	12.676	49.717
44	12.935	49.719
17	13.157	49.582
35	18.845	50.912
138	19.616	51.131
12	19.903	51.177
8	20.129	50.975
177	20.850	50.856
83	21.843	50.942
50	22.138	50.805
9	22.530	50.962
118	22.743	51.386
6	25.770	51.649
116	28.208	52.286
114	28.347	52.315
277	28.391	51.800
139	28.646	52.461
333	29.399	52.700
646	33.494	53.195

LAP 6 @ 14:50:09.494

NO	BEHIND	LAP TIME
1		48.066
60	7.141	48.671
40	7.425	48.976
212	7.729	48.910
54	8.259	48.680
99	10.220	48.921
76	10.413	49.467
29	10.649	49.084
39	11.296	48.577
143	14.792	50.204
47	14.978	50.882
24	15.000	50.791
98	15.220	50.610
71	15.257	50.871
44	15.414	50.545

17	15.596	50.505
35	21.955	51.176
138	22.408	50.858
12	22.548	50.711
8	22.802	50.739
177	23.114	50.330
83	24.583	50.806
50	24.769	50.697
9	24.929	50.465
118	25.266	50.589
6	29.295	51.591
114	32.042	51.761
277	32.556	52.231
139	33.226	52.646
116	33.367	53.225
333	33.808	52.475
646	38.513	53.085

LAP 7 @ 14:50:57.496

NO	BEHIND	LAP TIME
1		48.002
60	8.127	48.988
40	8.414	48.991
212	8.513	48.786
54	8.997	48.740
99	11.090	48.872
76	11.514	49.103
29	11.731	49.084
39	12.038	48.744
143	16.216	49.426
24	16.709	49.711
47	17.015	50.039
71	17.145	49.890
17	17.280	49.686
98	17.443	50.225
44	17.662	50.250
35	24.770	50.817
12	24.836	50.290
138	25.654	51.248
8	25.680	50.880
177	25.929	50.817
83	27.373	50.792
50	27.581	50.814
9	27.762	50.835
118	28.033	50.769
6	32.646	51.353
114	35.255	51.215
277	35.319	50.765
139	37.007	51.783
116	37.801	52.436
333	38.210	52.404
646	43.289	52.778

LAP 8 @ 14:51:45.580

NO	BEHIND	LAP TIME
1		48.084
60	9.064	49.021
212	9.330	48.901
40	9.501	49.171
54	9.632	48.719
99	11.880	48.874
76	12.418	48.988
29	12.939	49.292
39	13.112	49.158

143	17.716	49.584
24	18.245	49.620
71	18.702	49.641
47	19.193	50.262
17	19.354	50.158
44	19.410	49.832
98	19.587	50.228
12	26.786	50.034
8	27.419	49.823
35	27.449	50.763
177	28.690	50.845
138	29.312	51.742
83	29.892	50.603
9	30.117	50.439
50	30.577	51.080
118	30.934	50.985
6	35.634	51.072
277	38.144	50.909
114	39.206	52.035
139	40.393	51.470
116	41.758	52.041
333	42.014	51.888
646	48.169	52.964

LAP 9 @ 14:52:33.879

NO	BEHIND	LAP TIME
1		48.299
60	9.303	48.538
212	9.697	48.666
40	9.897	48.695
54	10.013	48.680
99	12.508	48.927
76	13.256	49.137
29	13.427	48.787
39	13.697	48.884
143	19.026	49.609
24	19.707	49.761
71	19.862	49.459
44	20.264	49.153
47	20.563	49.669
17	20.809	49.754
98	21.161	49.873
12	28.661	50.174
8	29.423	50.303
35	29.904	50.754
177	30.521	50.130
9	32.821	51.003
138	32.906	51.893
83	33.172	51.579
50	33.232	50.954
118	33.449	50.814
6	38.960	51.625
277	40.766	50.921
114	42.437	51.530
139	43.763	51.669
333	45.400	51.685
116	45.902	52.443

LAP 10 @ 14:53:21.971

NO	BEHIND	LAP TIME
1		48.092
646	1 Lap	52.768
60	10.011	48.800
212	10.227	48.622

Weather / Track : Cloudy / Dry

Brands Hatch Indy
Circuit Length = 1.2079 miles
Start: 14:45 Flag 14:55 End: 14:57

BMCRC - MRO Championships 2019 - Rnd 9 @ Brands Hatch Indy

Reactive Parts MRO Powerbikes inc Racebuykz.com Clubman 1000

RACE 9 - LAP CHART

40	10.536	48.731	139	1 Lap	52.263
54	10.851	48.930	333	1 Lap	51.868
99	13.276	48.860	116	1 Lap	51.878
76	13.950	48.786	60	9.627	48.485
29	14.151	48.816	212	10.241	48.785
39	14.351	48.746	40	10.711	48.914
143	20.800	49.866	54	11.368	49.351
24	20.935	49.320	646	1 Lap	52.564
71	21.141	49.371	99	13.685	48.866
44	21.407	49.235	76	14.501	48.968
47	21.860	49.389	29	14.714	49.228
17	22.162	49.445	39	14.978	49.260
98	22.406	49.337	143	23.305	50.121
12	31.369	50.800	24	23.356	49.954
8	31.563	50.232	44	23.519	49.817
35	32.587	50.775	71	23.748	49.915
177	33.086	50.657	47	23.875	49.942
9	34.551	49.822	17	24.227	49.888
50	35.758	50.618	98	24.433	49.991
83	36.218	51.138	12	34.881	50.515
118	37.215	51.858	8	34.993	50.409
138	38.375	53.561	35	35.989	50.450
6	41.990	51.122	177	36.063	50.282
277	43.791	51.117	9	36.957	49.940
114	46.127	51.782	50	40.085	50.924
139	47.174	51.503	83	40.235	50.672
			118	40.775	50.469
			138	46.837	52.940
			6	47.443	51.385
			277	48.158	50.833

LAP 11 @ 14:54:10.598

NO	BEHIND	LAP TIME
----	--------	----------

1		48.627
333	1 Lap	51.704
116	1 Lap	51.774
646	1 Lap	52.549
60	10.034	48.650
212	10.348	48.748
40	10.689	48.780
54	10.909	48.685
99	13.711	49.062
29	14.378	48.854
76	14.425	49.102
39	14.610	48.886
143	22.076	49.903
24	22.294	49.986
44	22.594	49.814
71	22.725	50.211
47	22.825	49.592
17	23.231	49.696
98	23.334	49.555
12	33.258	50.516
8	33.476	50.540
35	34.431	50.471
177	34.673	50.214
9	35.909	49.985
50	38.053	50.922
83	38.455	50.864
118	39.198	50.610
138	42.789	53.041
6	44.950	51.587
277	46.217	51.053

LAP 12 @ 14:54:59.490

NO	BEHIND	LAP TIME
----	--------	----------

1		48.892
114	1 Lap	52.180

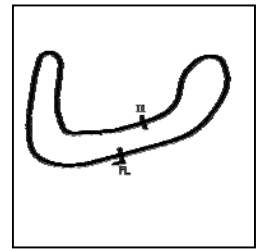
LAP 13 @ 14:55:47.741

NO	BEHIND	LAP TIME
----	--------	----------

1		48.251
114	1 Lap	52.196
139	1 Lap	51.821
333	1 Lap	51.503
116	1 Lap	51.642
60	10.117	48.741
212	10.578	48.588
40	10.911	48.451
54	11.562	48.445
99	14.584	49.150
39	16.432	49.705
76	21.504	55.254
143	24.891	49.837
24	24.962	49.857
44	25.059	49.791
71	25.311	49.814
47	25.494	49.870
17	25.952	49.976
98	26.161	49.979
12	37.952	51.322
8	38.158	51.416
177	38.188	50.376
35	38.517	50.779
9	38.897	50.191
83	42.640	50.656
50	43.441	51.607
118	43.575	51.051
138	50.682	52.096
6	50.757	51.565

Weather / Track : Cloudy / Dry

BMCRC - MRO Championships 2019 - Rnd 9 @ Brands Hatch Indy
Reactive Parts MRO Powerbikes inc Racebuykz.com Clubman 1000
RACE 9 - SECTOR ANALYSIS



SECTOR 1 = FL to I1, SECTOR 2 = I1 to FL, DIFF = Difference To Personal Best Lap, P = Crossed Finish Line in Pit Lane, D = Time Disallowed

P1 1		Michael O'BRIEN		Yamaha R1 -		
IDEAL LAP TIME : 47.510		BEST LAP TIME : 47.510		DIFFERENCE : 0.000		
LAP	SECTOR 1	SECTOR 2	LAP TIME	MPH	DIFF	TIME OF DAY
1 -		19.341	54.396	79.94	6.886	14:46:10.674
2 -	28.630	19.195	47.825	90.92	0.315	14:46:58.499
3 -	28.415	19.095	47.510 (1)	91.53		14:47:46.009
4 -	28.545	19.189	47.734 (3)	91.10	0.224	14:48:33.743
5 -	28.530	19.155	47.685 (2)	91.19	0.175	14:49:21.428
6 -	28.732	19.334	48.066	90.47	0.556	14:50:09.494
7 -	28.684	19.318	48.002	90.59	0.492	14:50:57.496
8 -	28.661	19.423	48.084	90.43	0.574	14:51:45.580
9 -	28.859	19.440	48.299	90.03	0.789	14:52:33.879
10 -	28.773	19.319	48.092	90.42	0.582	14:53:21.971
11 -	28.795	19.832	48.627	89.42	1.117	14:54:10.598
12 -	29.384	19.508	48.892	88.94	1.382	14:54:59.490
13 -	28.627	19.624	48.251	90.12	0.741	14:55:47.741

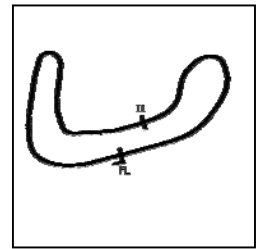
P2 60		Peter BAKER		Kawasaki ZX10R - Dodfrey Engineering		
IDEAL LAP TIME : 48.315		BEST LAP TIME : 48.485		DIFFERENCE : 0.170		
LAP	SECTOR 1	SECTOR 2	LAP TIME	MPH	DIFF	TIME OF DAY
1 -		19.479	55.296	78.64	6.811	14:46:11.574
2 -	29.912	19.719	49.631	87.61	1.146	14:47:01.205
3 -	29.359	19.609	48.968	88.80	0.483	14:47:50.173
4 -	29.545	19.498	49.043	88.66	0.558	14:48:39.216
5 -	29.334	19.414	48.748	89.20	0.263	14:49:27.964
6 -	29.050	19.621	48.671	89.34	0.186	14:50:16.635
7 -	29.375	19.613	48.988	88.76	0.503	14:51:05.623
8 -	29.453	19.568	49.021	88.70	0.536	14:51:54.644
9 -	29.002	19.536	48.538 (2)	89.59	0.053	14:52:43.182
10 -	29.197	19.603	48.800	89.11	0.315	14:53:31.982
11 -	29.072	19.578	48.650 (3)	89.38	0.165	14:54:20.632
12 -	29.172	19.313	48.485 (1)	89.68		14:55:09.117
13 -	29.198	19.543	48.741	89.21	0.256	14:55:57.858

P3 212		Oilly SAVAGE		Yamaha R1 -		
IDEAL LAP TIME : 48.311		BEST LAP TIME : 48.588		DIFFERENCE : 0.277		
LAP	SECTOR 1	SECTOR 2	LAP TIME	MPH	DIFF	TIME OF DAY
1 -		19.544	55.904	77.78	7.316	14:46:12.182
2 -	29.662	19.531	49.193	88.39	0.605	14:47:01.375
3 -	29.508	19.472	48.980	88.78	0.392	14:47:50.355
4 -	29.682	19.409	49.091	88.58	0.503	14:48:39.446
5 -	29.610	19.257	48.867	88.98	0.279	14:49:28.313
6 -	29.517	19.393	48.910	88.91	0.322	14:50:17.223
7 -	29.449	19.337	48.786	89.13	0.198	14:51:06.009
8 -	29.301	19.600	48.901	88.92	0.313	14:51:54.910
9 -	29.248	19.418	48.666 (3)	89.35	0.078	14:52:43.576
10 -	29.054	19.568	48.622 (2)	89.43	0.034	14:53:32.198
11 -	29.270	19.478	48.748	89.20	0.160	14:54:20.946
12 -	29.351	19.434	48.785	89.13	0.197	14:55:09.731
13 -	29.218	19.370	48.588 (1)	89.49		14:55:58.319

Weather / Track : Cloudy / Dry

Brands Hatch Indy
 Circuit Length = 1.2079 miles
 Start: 14:45 Flag 14:55 End: 14:57

BMCRC - MRO Championships 2019 - Rnd 9 @ Brands Hatch Indy
Reactive Parts MRO Powerbikes inc Racebuykz.com Clubman 1000
RACE 9 - SECTOR ANALYSIS



SECTOR 1 = FL to I1, SECTOR 2 = I1 to FL, DIFF = Difference To Personal Best Lap, P = Crossed Finish Line in Pit Lane, D = Time Disallowed

P4 40		Aiden PATMORE		Kawasaki ZX10R - TBR Performance/NW Roofing		
IDEAL LAP TIME : 48.426		BEST LAP TIME : 48.451		DIFFERENCE : 0.025		
LAP	SECTOR 1	SECTOR 2	LAP TIME	MPH	DIFF	TIME OF DAY
1 -		19.644	55.162	78.83	6.711	14:46:11.440
2 -	29.671	19.690	49.361	88.09	0.910	14:47:00.801
3 -	29.238	19.762	49.000	88.74	0.549	14:47:49.801
4 -	29.542	19.723	49.265	88.26	0.814	14:48:39.066
5 -	29.183	19.694	48.877	88.97	0.426	14:49:27.943
6 -	29.582	19.394	48.976	88.79	0.525	14:50:16.919
7 -	29.304	19.687	48.991	88.76	0.540	14:51:05.910
8 -	29.642	19.529	49.171	88.43	0.720	14:51:55.081
9 -	29.271	19.424	48.695 (2)	89.30	0.244	14:52:43.776
10 -	29.197	19.534	48.731 (3)	89.23	0.280	14:53:32.507
11 -	29.265	19.515	48.780	89.14	0.329	14:54:21.287
12 -	29.294	19.620	48.914	88.90	0.463	14:55:10.201
13 -	29.032	19.419	48.451 (1)	89.75		14:55:58.652

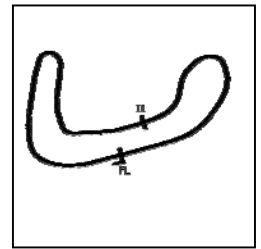
P5 54		Steve HENEGHAN		Ducati PANIGALE V4S - ReactiveParts.com		
IDEAL LAP TIME : 48.429		BEST LAP TIME : 48.445		DIFFERENCE : 0.016		
LAP	SECTOR 1	SECTOR 2	LAP TIME	MPH	DIFF	TIME OF DAY
1 -		19.786	56.719	76.66	8.274	14:46:12.997
2 -	29.674	19.515	49.189	88.40	0.744	14:47:02.186
3 -	29.422	19.465	48.887	88.95	0.442	14:47:51.073
4 -	29.475	19.508	48.983	88.77	0.538	14:48:40.056
5 -	29.521	19.496	49.017	88.71	0.572	14:49:29.073
6 -	29.342	19.338	48.680 (2)	89.33	0.235	14:50:17.753
7 -	29.332	19.408	48.740	89.22	0.295	14:51:06.493
8 -	29.202	19.517	48.719	89.25	0.274	14:51:55.212
9 -	29.347	19.333	48.680 (2)	89.33	0.235	14:52:43.892
10 -	29.313	19.617	48.930	88.87	0.485	14:53:32.822
11 -	29.196	19.489	48.685	89.32	0.240	14:54:21.507
12 -	29.330	20.021	49.351	88.11	0.906	14:55:10.858
13 -	29.096	19.349	48.445 (1)	89.76		14:55:59.303

P6 99		Bob COLLINS		Suzuki GSXR 1000 - MSG Racing & FWR.co.uk		
IDEAL LAP TIME : 48.754		BEST LAP TIME : 48.860		DIFFERENCE : 0.106		
LAP	SECTOR 1	SECTOR 2	LAP TIME	MPH	DIFF	TIME OF DAY
1 -		20.072	57.352	75.82	8.492	14:46:13.630
2 -	30.027	19.793	49.820	87.28	0.960	14:47:03.450
3 -	29.718	19.538	49.256	88.28	0.396	14:47:52.706
4 -	29.394	19.532	48.926	88.88	0.066	14:48:41.632
5 -	29.514	19.647	49.161	88.45	0.301	14:49:30.793
6 -	29.414	19.507	48.921	88.89	0.061	14:50:19.714
7 -	29.419	19.453	48.872 (3)	88.97	0.012	14:51:08.586
8 -	29.342	19.532	48.874	88.97	0.014	14:51:57.460
9 -	29.301	19.626	48.927	88.87	0.067	14:52:46.387
10 -	29.310	19.550	48.860 (1)	89.00		14:53:35.247
11 -	29.516	19.546	49.062	88.63	0.202	14:54:24.309
12 -	29.303	19.563	48.866 (2)	88.99	0.006	14:55:13.175
13 -	29.505	19.645	49.150	88.47	0.290	14:56:02.325

Weather / Track : Cloudy / Dry

Brands Hatch Indy
 Circuit Length = 1.2079 miles
 Start: 14:45 Flag 14:55 End: 14:57

BMCRC - MRO Championships 2019 - Rnd 9 @ Brands Hatch Indy
Reactive Parts MRO Powerbikes inc Racebuykz.com Clubman 1000
RACE 9 - SECTOR ANALYSIS



SECTOR 1 = FL to I1, SECTOR 2 = I1 to FL, DIFF = Difference To Personal Best Lap, P = Crossed Finish Line in Pit Lane, D = Time Disallowed

P7 39 C Max MORGAN		Kawasaki ZX10-RR - MSS PERFORMANCE				
IDEAL LAP TIME : 48.577		BEST LAP TIME : 48.577		DIFFERENCE : 0.000		
LAP	SECTOR 1	SECTOR 2	LAP TIME	MPH	DIFF	TIME OF DAY
1 -		20.336	58.663	74.12	10.086	14:46:14.941
2 -	30.374	19.707	50.081	86.83	1.504	14:47:05.022
3 -	29.602	19.628	49.230	88.33	0.653	14:47:54.252
4 -	29.555	19.525	49.080	88.60	0.503	14:48:43.332
5 -	29.433	19.448	48.881	88.96	0.304	14:49:32.213
6 -	29.243	19.334	48.577 (1)	89.51		14:50:20.790
7 -	29.247	19.497	48.744 (2)	89.21	0.167	14:51:09.534
8 -	29.424	19.734	49.158	88.46	0.581	14:51:58.692
9 -	29.269	19.615	48.884	88.95	0.307	14:52:47.576
10 -	29.243	19.503	48.746 (3)	89.20	0.169	14:53:36.322
11 -	29.309	19.577	48.886	88.95	0.309	14:54:25.208
12 -	29.532	19.728	49.260	88.27	0.683	14:55:14.468
13 -	29.435	20.270	49.705	87.48	1.128	14:56:04.173

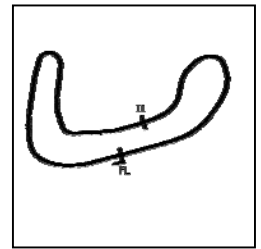
P8 76 Jason BYARD		Suzuki GSXR - May Construction				
IDEAL LAP TIME : 48.776		BEST LAP TIME : 48.786		DIFFERENCE : 0.010		
LAP	SECTOR 1	SECTOR 2	LAP TIME	MPH	DIFF	TIME OF DAY
1 -		19.782	56.927	76.38	8.141	14:46:13.205
2 -	30.168	19.546	49.714	87.47	0.928	14:47:02.919
3 -	29.617	19.472	49.089	88.58	0.303	14:47:52.008
4 -	29.789	19.365	49.154	88.46	0.368	14:48:41.162
5 -	29.752	19.526	49.278	88.24	0.492	14:49:30.440
6 -	29.812	19.655	49.467	87.90	0.681	14:50:19.907
7 -	29.692	19.411	49.103	88.56	0.317	14:51:09.010
8 -	29.636	19.352	48.988 (3)	88.76	0.202	14:51:57.998
9 -	29.612	19.525	49.137	88.49	0.351	14:52:47.135
10 -	29.424	19.362	48.786 (1)	89.13		14:53:35.921
11 -	29.431	19.671	49.102	88.56	0.316	14:54:25.023
12 -	29.558	19.410	48.968 (2)	88.80	0.182	14:55:13.991
13 -	29.656	25.598	55.254	78.70	6.468	14:56:09.245

P9 143 Steve PALMER		Suzuki GSXR1000 K6 - 4C8/Mk1 Transit racing				
IDEAL LAP TIME : 49.292		BEST LAP TIME : 49.426		DIFFERENCE : 0.134		
LAP	SECTOR 1	SECTOR 2	LAP TIME	MPH	DIFF	TIME OF DAY
1 -		20.483	59.099	73.58	9.673	14:46:15.377
2 -	30.213	19.621	49.834	87.26	0.408	14:47:05.211
3 -	29.802	19.636	49.438 (2)	87.96	0.012	14:47:54.649
4 -	30.029	19.641	49.670	87.54	0.244	14:48:44.319
5 -	29.923	19.840	49.763	87.38	0.337	14:49:34.082
6 -	30.101	20.103	50.204	86.61	0.778	14:50:24.286
7 -	29.671	19.755	49.426 (1)	87.98		14:51:13.712
8 -	29.820	19.764	49.584 (3)	87.70	0.158	14:52:03.296
9 -	29.732	19.877	49.609	87.65	0.183	14:52:52.905
10 -	30.030	19.836	49.866	87.20	0.440	14:53:42.771
11 -	30.037	19.866	49.903	87.14	0.477	14:54:32.674
12 -	30.256	19.865	50.121	86.76	0.695	14:55:22.795
13 -	29.833	20.004	49.837	87.25	0.411	14:56:12.632

Weather / Track : Cloudy / Dry

Brands Hatch Indy
 Circuit Length = 1.2079 miles
 Start: 14:45 Flag 14:55 End: 14:57

BMCRC - MRO Championships 2019 - Rnd 9 @ Brands Hatch Indy
Reactive Parts MRO Powerbikes inc Racebuykz.com Clubman 1000
RACE 9 - SECTOR ANALYSIS



SECTOR 1 = FL to I1, SECTOR 2 = I1 to FL, DIFF = Difference To Personal Best Lap, P = Crossed Finish Line in Pit Lane, D = Time Disallowed

P10 24		Alan SMITH		Kawasaki ZX10R - Orwells Mcs		
IDEAL LAP TIME : 49.248		BEST LAP TIME : 49.320		DIFFERENCE : 0.072		
LAP	SECTOR 1	SECTOR 2	LAP TIME	MPH	DIFF	TIME OF DAY
1 -		19.860	57.596	75.50	8.276	14:46:13.874
2 -	30.652	19.557	50.209	86.61	0.889	14:47:04.083
3 -	30.074	19.663	49.737	87.43	0.417	14:47:53.820
4 -	30.412	19.488	49.900	87.14	0.580	14:48:43.720
5 -	30.120	19.863	49.983	87.00	0.663	14:49:33.703
6 -	30.635	20.156	50.791	85.61	1.471	14:50:24.494
7 -	30.125	19.586	49.711 (3)	87.47	0.391	14:51:14.205
8 -	30.162	19.458	49.620 (2)	87.63	0.300	14:52:03.825
9 -	29.864	19.897	49.761	87.38	0.441	14:52:53.586
10 -	29.790	19.530	49.320 (1)	88.17		14:53:42.906
11 -	30.255	19.731	49.986	86.99	0.666	14:54:32.892
12 -	30.091	19.863	49.954	87.05	0.634	14:55:22.846
13 -	30.007	19.850	49.857	87.22	0.537	14:56:12.703

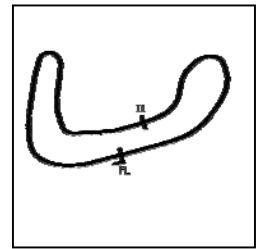
P11 44		Nicky WILSON		Suzuki GSXR 1000 - Demon GP/Haslemere Motorcycles		
IDEAL LAP TIME : 49.042		BEST LAP TIME : 49.153		DIFFERENCE : 0.111		
LAP	SECTOR 1	SECTOR 2	LAP TIME	MPH	DIFF	TIME OF DAY
1 -		20.420	59.126	73.54	9.973	14:46:15.404
2 -	30.588	19.735	50.323	86.41	1.170	14:47:05.727
3 -	29.916	19.576	49.492	87.86	0.339	14:47:55.219
4 -	29.857	19.568	49.425 (3)	87.98	0.272	14:48:44.644
5 -	30.087	19.632	49.719	87.46	0.566	14:49:34.363
6 -	30.653	19.892	50.545	86.03	1.392	14:50:24.908
7 -	30.577	19.673	50.250	86.53	1.097	14:51:15.158
8 -	30.109	19.723	49.832	87.26	0.679	14:52:04.990
9 -	29.722	19.431	49.153 (1)	88.47		14:52:54.143
10 -	29.611	19.624	49.235 (2)	88.32	0.082	14:53:43.378
11 -	30.063	19.751	49.814	87.29	0.661	14:54:33.192
12 -	29.939	19.878	49.817	87.29	0.664	14:55:23.009
13 -	29.984	19.807	49.791	87.33	0.638	14:56:12.800

P12 71		Tom NORTON		Suzuki GSXR 1000 - Mike Newman Haulage		
IDEAL LAP TIME : 49.169		BEST LAP TIME : 49.371		DIFFERENCE : 0.202		
LAP	SECTOR 1	SECTOR 2	LAP TIME	MPH	DIFF	TIME OF DAY
1 -		20.189	58.118	74.82	8.747	14:46:14.396
2 -	30.409	19.675	50.084	86.82	0.713	14:47:04.480
3 -	29.833	19.814	49.647	87.59	0.276	14:47:54.127
4 -	30.270	19.703	49.973	87.01	0.602	14:48:44.100
5 -	29.900	19.880	49.780	87.35	0.409	14:49:33.880
6 -	30.972	19.899	50.871	85.48	1.500	14:50:24.751
7 -	30.137	19.753	49.890	87.16	0.519	14:51:14.641
8 -	30.128	19.513	49.641 (3)	87.60	0.270	14:52:04.282
9 -	29.656	19.803	49.459 (2)	87.92	0.088	14:52:53.741
10 -	29.849	19.522	49.371 (1)	88.08		14:53:43.112
11 -	30.222	19.989	50.211	86.60	0.840	14:54:33.323
12 -	30.287	19.628	49.915	87.12	0.544	14:55:23.238
13 -	29.987	19.827	49.814	87.29	0.443	14:56:13.052

Weather / Track : Cloudy / Dry

Brands Hatch Indy
 Circuit Length = 1.2079 miles
 Start: 14:45 Flag 14:55 End: 14:57

BMCRC - MRO Championships 2019 - Rnd 9 @ Brands Hatch Indy
Reactive Parts MRO Powerbikes inc Racebuykz.com Clubman 1000
RACE 9 - SECTOR ANALYSIS



SECTOR 1 = FL to I1, SECTOR 2 = I1 to FL, DIFF = Difference To Personal Best Lap, P = Crossed Finish Line in Pit Lane, D = Time Disallowed

P13 47		Daryl DANCE		Yamaha YZF R1 - 2 brothers scaffolding		
IDEAL LAP TIME : 49.353		BEST LAP TIME : 49.389		DIFFERENCE : 0.036		
LAP	SECTOR 1	SECTOR 2	LAP TIME	MPH	DIFF	TIME OF DAY
1 -		20.028	57.834	75.18	8.445	14:46:14.112
2 -	30.105	19.726	49.831	87.26	0.442	14:47:03.943
3 -	30.040	19.697	49.737	87.43	0.348	14:47:53.680
4 -	29.825	19.768	49.593 (3)	87.68	0.204	14:48:43.273
5 -	30.387	19.930	50.317	86.42	0.928	14:49:33.590
6 -	30.525	20.357	50.882	85.46	1.493	14:50:24.472
7 -	30.159	19.880	50.039	86.90	0.650	14:51:14.511
8 -	30.317	19.945	50.262	86.51	0.873	14:52:04.773
9 -	30.047	19.622	49.669	87.55	0.280	14:52:54.442
10 -	29.861	19.528	49.389 (1)	88.04		14:53:43.831
11 -	29.967	19.625	49.592 (2)	87.68	0.203	14:54:33.423
12 -	30.254	19.688	49.942	87.07	0.553	14:55:23.365
13 -	30.315	19.555	49.870	87.19	0.481	14:56:13.235

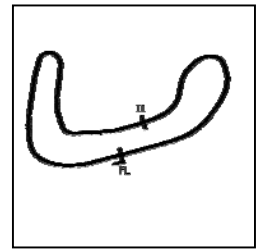
P14 17		Philip BAKER		BMW S1000RR - Dickie Donna and Malcom Sausage J10 elect		
IDEAL LAP TIME : 49.248		BEST LAP TIME : 49.445		DIFFERENCE : 0.197		
LAP	SECTOR 1	SECTOR 2	LAP TIME	MPH	DIFF	TIME OF DAY
1 -		20.482	59.798	72.72	10.353	14:46:16.076
2 -	30.206	19.616	49.822	87.28	0.377	14:47:05.898
3 -	30.152	19.488	49.640	87.60	0.195	14:47:55.538
4 -	30.039	19.426	49.465 (2)	87.91	0.020	14:48:45.003
5 -	30.075	19.507	49.582 (3)	87.70	0.137	14:49:34.585
6 -	30.708	19.797	50.505	86.10	1.060	14:50:25.090
7 -	30.055	19.631	49.686	87.52	0.241	14:51:14.776
8 -	30.276	19.882	50.158	86.69	0.713	14:52:04.934
9 -	30.144	19.610	49.754	87.40	0.309	14:52:54.688
10 -	29.822	19.623	49.445 (1)	87.94		14:53:44.133
11 -	29.914	19.782	49.696	87.50	0.251	14:54:33.829
12 -	30.123	19.765	49.888	87.16	0.443	14:55:23.717
13 -	30.079	19.897	49.976	87.01	0.531	14:56:13.693

P15 98		Rick DICKINSON		BMW S1000RR - MotorcycleRaceParts.co.uk		
IDEAL LAP TIME : 49.080		BEST LAP TIME : 49.310		DIFFERENCE : 0.230		
LAP	SECTOR 1	SECTOR 2	LAP TIME	MPH	DIFF	TIME OF DAY
1 -		20.278	58.793	73.96	9.483	14:46:15.071
2 -	30.751	19.596	50.347	86.37	1.037	14:47:05.418
3 -	29.612	19.698	49.310 (1)	88.18		14:47:54.728
4 -	30.189	19.470	49.659	87.56	0.349	14:48:44.387
5 -	30.121	19.596	49.717	87.46	0.407	14:49:34.104
6 -	30.432	20.178	50.610	85.92	1.300	14:50:24.714
7 -	30.616	19.609	50.225	86.58	0.915	14:51:14.939
8 -	30.507	19.721	50.228	86.57	0.918	14:52:05.167
9 -	30.199	19.674	49.873	87.19	0.563	14:52:55.040
10 -	29.610	19.727	49.337 (2)	88.14	0.027	14:53:44.377
11 -	29.840	19.715	49.555 (3)	87.75	0.245	14:54:33.932
12 -	30.157	19.834	49.991	86.98	0.681	14:55:23.923
13 -	30.152	19.827	49.979	87.00	0.669	14:56:13.902

Weather / Track : Cloudy / Dry

Brands Hatch Indy
 Circuit Length = 1.2079 miles
 Start: 14:45 Flag 14:55 End: 14:57

BMCRC - MRO Championships 2019 - Rnd 9 @ Brands Hatch Indy
Reactive Parts MRO Powerbikes inc Racebuykz.com Clubman 1000
RACE 9 - SECTOR ANALYSIS



SECTOR 1 = FL to I1, SECTOR 2 = I1 to FL, DIFF = Difference To Personal Best Lap, P = Crossed Finish Line in Pit Lane, D = Time Disallowed

P16 12		David COMBRINCK		Kawasaki ZX10R -		
IDEAL LAP TIME : 49.865		BEST LAP TIME : 50.034		DIFFERENCE : 0.169		
LAP	SECTOR 1	SECTOR 2	LAP TIME	MPH	DIFF	TIME OF DAY
1 -		20.939	1:00.835	71.48	10.801	14:46:17.113
2 -	31.144	20.376	51.520	84.40	1.486	14:47:08.633
3 -	30.460	20.174	50.634	85.88	0.600	14:47:59.267
4 -	30.706	20.181	50.887	85.45	0.853	14:48:50.154
5 -	30.801	20.376	51.177	84.97	1.143	14:49:41.331
6 -	30.539	20.172	50.711	85.75	0.677	14:50:32.042
7 -	30.089	20.201	50.290 (3)	86.47	0.256	14:51:22.332
8 -	29.841	20.193	50.034 (1)	86.91		14:52:12.366
9 -	30.150	20.024	50.174 (2)	86.67	0.140	14:53:02.540
10 -	30.560	20.240	50.800	85.60	0.766	14:53:53.340
11 -	30.206	20.310	50.516	86.08	0.482	14:54:43.856
12 -	30.197	20.318	50.515	86.08	0.481	14:55:34.371
13 -	30.478	20.844	51.322	84.73	1.288	14:56:25.693

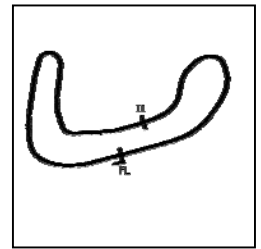
P17 8		John COUGHLAN		Aprilia RSV4RF - BIKERSWORLD		
IDEAL LAP TIME : 49.823		BEST LAP TIME : 49.823		DIFFERENCE : 0.000		
LAP	SECTOR 1	SECTOR 2	LAP TIME	MPH	DIFF	TIME OF DAY
1 -		20.811	1:00.978	71.31	11.155	14:46:17.256
2 -	31.653	20.099	51.752	84.02	1.929	14:47:09.008
3 -	30.878	20.350	51.228	84.88	1.405	14:48:00.236
4 -	30.220	20.126	50.346	86.37	0.523	14:48:50.582
5 -	30.661	20.314	50.975	85.30	1.152	14:49:41.557
6 -	30.543	20.196	50.739	85.70	0.916	14:50:32.296
7 -	30.721	20.159	50.880	85.46	1.057	14:51:23.176
8 -	29.944	19.879	49.823 (1)	87.28		14:52:12.999
9 -	30.166	20.137	50.303 (3)	86.44	0.480	14:53:03.302
10 -	30.060	20.172	50.232 (2)	86.57	0.409	14:53:53.534
11 -	30.272	20.268	50.540	86.04	0.717	14:54:44.074
12 -	30.274	20.135	50.409	86.26	0.586	14:55:34.483
13 -	30.545	20.871	51.416	84.57	1.593	14:56:25.899

P18 177 C		Ryan WARRINGTON		Kawasaki ZX10R - RWC		
IDEAL LAP TIME : 49.861		BEST LAP TIME : 50.130		DIFFERENCE : 0.269		
LAP	SECTOR 1	SECTOR 2	LAP TIME	MPH	DIFF	TIME OF DAY
1 -		20.972	1:01.356	70.87	11.226	14:46:17.634
2 -	31.390	20.365	51.755	84.02	1.625	14:47:09.389
3 -	30.975	20.349	51.324	84.72	1.194	14:48:00.713
4 -	30.635	20.074	50.709	85.75	0.579	14:48:51.422
5 -	30.672	20.184	50.856	85.50	0.726	14:49:42.278
6 -	30.344	19.986	50.330	86.40	0.200	14:50:32.608
7 -	30.780	20.037	50.817	85.57	0.687	14:51:23.425
8 -	30.934	19.911	50.845	85.52	0.715	14:52:14.270
9 -	30.247	19.883	50.130 (1)	86.74		14:53:04.400
10 -	30.709	19.948	50.657	85.84	0.527	14:53:55.057
11 -	30.379	19.835	50.214 (2)	86.60	0.084	14:54:45.271
12 -	30.373	19.909	50.282 (3)	86.48	0.152	14:55:35.553
13 -	30.026	20.350	50.376	86.32	0.246	14:56:25.929

Weather / Track : Cloudy / Dry

Brands Hatch Indy
 Circuit Length = 1.2079 miles
 Start: 14:45 Flag 14:55 End: 14:57

BMCRC - MRO Championships 2019 - Rnd 9 @ Brands Hatch Indy
Reactive Parts MRO Powerbikes inc Racebuykz.com Clubman 1000
RACE 9 - SECTOR ANALYSIS



SECTOR 1 = FL to I1, SECTOR 2 = I1 to FL, DIFF = Difference To Personal Best Lap, P = Crossed Finish Line in Pit Lane, D = Time Disallowed

P19 35 C		Robert CRESSWELL		Kawasaki ZX10R - ODDJOBROB Racing		
IDEAL LAP TIME : 50.428		BEST LAP TIME : 50.450		DIFFERENCE : 0.022		
LAP	SECTOR 1	SECTOR 2	LAP TIME	MPH	DIFF	TIME OF DAY
1 -		20.811	59.718	72.81	9.268	14:46:15.996
2 -	30.804	20.352	51.156	85.00	0.706	14:47:07.152
3 -	30.837	20.372	51.209	84.91	0.759	14:47:58.361
4 -	30.689	20.311	51.000	85.26	0.550	14:48:49.361
5 -	30.575	20.337	50.912	85.41	0.462	14:49:40.273
6 -	30.545	20.631	51.176	84.97	0.726	14:50:31.449
7 -	30.452	20.365	50.817	85.57	0.367	14:51:22.266
8 -	30.487	20.276	50.763	85.66	0.313	14:52:13.029
9 -	30.495	20.259	50.754 (3)	85.68	0.304	14:53:03.783
10 -	30.510	20.265	50.775	85.64	0.325	14:53:54.558
11 -	30.177	20.294	50.471 (2)	86.16	0.021	14:54:45.029
12 -	30.199	20.251	50.450 (1)	86.19		14:55:35.479
13 -	30.440	20.339	50.779	85.63	0.329	14:56:26.258

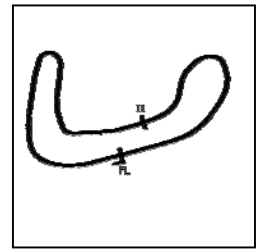
P20 9 C		Luke DIXON		BMW S1000RR -		
IDEAL LAP TIME : 49.712		BEST LAP TIME : 49.822		DIFFERENCE : 0.110		
LAP	SECTOR 1	SECTOR 2	LAP TIME	MPH	DIFF	TIME OF DAY
1 -		21.099	1:01.814	70.34	11.992	14:46:18.092
2 -	31.431	20.344	51.775	83.99	1.953	14:47:09.867
3 -	31.060	20.061	51.121	85.06	1.299	14:48:00.988
4 -	31.871	20.137	52.008	83.61	2.186	14:48:52.996
5 -	30.539	20.423	50.962	85.33	1.140	14:49:43.958
6 -	30.341	20.124	50.465	86.17	0.643	14:50:34.423
7 -	30.619	20.216	50.835	85.54	1.013	14:51:25.258
8 -	30.299	20.140	50.439	86.21	0.617	14:52:15.697
9 -	30.666	20.337	51.003	85.26	1.181	14:53:06.700
10 -	30.029	19.793	49.822 (1)	87.28		14:53:56.522
11 -	30.109	19.876	49.985 (3)	86.99	0.163	14:54:46.507
12 -	30.055	19.885	49.940 (2)	87.07	0.118	14:55:36.447
13 -	29.919	20.272	50.191	86.64	0.369	14:56:26.638

P21 83 C		Jason SIGGS		Yamaha R1 - J Siggs Construction		
IDEAL LAP TIME : 50.419		BEST LAP TIME : 50.603		DIFFERENCE : 0.184		
LAP	SECTOR 1	SECTOR 2	LAP TIME	MPH	DIFF	TIME OF DAY
1 -		20.654	1:00.403	71.99	9.800	14:46:16.681
2 -	31.557	20.301	51.858	83.85	1.255	14:47:08.539
3 -	31.463	20.774	52.237	83.24	1.634	14:48:00.776
4 -	31.237	20.316	51.553	84.35	0.950	14:48:52.329
5 -	30.926	20.016	50.942	85.36	0.339	14:49:43.271
6 -	30.584	20.222	50.806	85.59	0.203	14:50:34.077
7 -	30.710	20.082	50.792	85.61	0.189	14:51:24.869
8 -	30.587	20.016	50.603 (1)	85.93		14:52:15.472
9 -	30.926	20.653	51.579	84.30	0.976	14:53:07.051
10 -	31.181	19.957	51.138	85.03	0.535	14:53:58.189
11 -	30.746	20.118	50.864	85.49	0.261	14:54:49.053
12 -	30.627	20.045	50.672 (3)	85.81	0.069	14:55:39.725
13 -	30.462	20.194	50.656 (2)	85.84	0.053	14:56:30.381

Weather / Track : Cloudy / Dry

Brands Hatch Indy
 Circuit Length = 1.2079 miles
 Start: 14:45 Flag 14:55 End: 14:57

BMCRC - MRO Championships 2019 - Rnd 9 @ Brands Hatch Indy
Reactive Parts MRO Powerbikes inc Racebuykz.com Clubman 1000
RACE 9 - SECTOR ANALYSIS



SECTOR 1 = FL to I1, SECTOR 2 = I1 to FL, DIFF = Difference To Personal Best Lap, P = Crossed Finish Line in Pit Lane, D = Time Disallowed

P22 50 C		Dan WELFORD		Suzuki GSXR 1000 - SEG Sussex Electric Gates/ Vistec system		
IDEAL LAP TIME : 50.565		BEST LAP TIME : 50.618		DIFFERENCE : 0.053		
LAP	SECTOR 1	SECTOR 2	LAP TIME	MPH	DIFF	TIME OF DAY
1 -		21.073	1:02.077	70.05	11.459	14:46:18.355
2 -	31.813	20.258	52.071	83.51	1.453	14:47:10.426
3 -	30.922	20.165	51.087	85.12	0.469	14:48:01.513
4 -	31.164	20.084	51.248	84.85	0.630	14:48:52.761
5 -	30.701	20.104	50.805 (3)	85.59	0.187	14:49:43.566
6 -	30.588	20.109	50.697 (2)	85.77	0.079	14:50:34.263
7 -	30.636	20.178	50.814	85.57	0.196	14:51:25.077
8 -	30.903	20.177	51.080	85.13	0.462	14:52:16.157
9 -	30.579	20.375	50.954	85.34	0.336	14:53:07.111
10 -	30.481	20.137	50.618 (1)	85.91		14:53:57.729
11 -	30.567	20.355	50.922	85.39	0.304	14:54:48.651
12 -	30.525	20.399	50.924	85.39	0.306	14:55:39.575
13 -	30.937	20.670	51.607	84.26	0.989	14:56:31.182

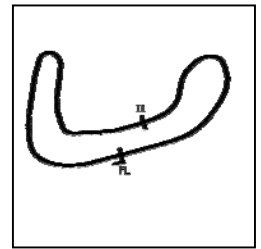
P23 118		Jim COYLE		Aprilia RSV -		
IDEAL LAP TIME : 50.374		BEST LAP TIME : 50.469		DIFFERENCE : 0.095		
LAP	SECTOR 1	SECTOR 2	LAP TIME	MPH	DIFF	TIME OF DAY
1 -		21.000	1:01.637	70.55	11.168	14:46:17.915
2 -	31.460	20.254	51.714	84.08	1.245	14:47:09.629
3 -	31.184	20.100	51.284	84.79	0.815	14:48:00.913
4 -	31.533	20.339	51.872	83.83	1.403	14:48:52.785
5 -	31.166	20.220	51.386	84.62	0.917	14:49:44.171
6 -	30.691	19.898	50.589 (2)	85.95	0.120	14:50:34.760
7 -	30.686	20.083	50.769	85.65	0.300	14:51:25.529
8 -	30.986	19.999	50.985	85.29	0.516	14:52:16.514
9 -	30.637	20.177	50.814	85.57	0.345	14:53:07.328
10 -	31.730	20.128	51.858	83.85	1.389	14:53:59.186
11 -	30.722	19.888	50.610 (3)	85.92	0.141	14:54:49.796
12 -	30.486	19.983	50.469 (1)	86.16		14:55:40.265
13 -	30.494	20.557	51.051	85.18	0.582	14:56:31.316

P24 138		Michael BLANK		Yamaha R1 - Foxcote Fire Systems		
IDEAL LAP TIME : 50.775		BEST LAP TIME : 50.775		DIFFERENCE : 0.000		
LAP	SECTOR 1	SECTOR 2	LAP TIME	MPH	DIFF	TIME OF DAY
1 -		20.874	1:00.077	72.38	9.302	14:46:16.355
2 -	31.198	20.369	51.567	84.32	0.792	14:47:07.922
3 -	30.903	20.313	51.216	84.90	0.441	14:47:59.138
4 -	30.611	20.164	50.775 (1)	85.64		14:48:49.913
5 -	30.853	20.278	51.131 (3)	85.04	0.356	14:49:41.044
6 -	30.674	20.184	50.858 (2)	85.50	0.083	14:50:31.902
7 -	30.958	20.290	51.248	84.85	0.473	14:51:23.150
8 -	31.504	20.238	51.742	84.04	0.967	14:52:14.892
9 -	31.284	20.609	51.893	83.79	1.118	14:53:06.785
10 -	32.306	21.255	53.561	81.18	2.786	14:54:00.346
11 -	31.951	21.090	53.041	81.98	2.266	14:54:53.387
12 -	32.248	20.692	52.940	82.14	2.165	14:55:46.327
13 -	31.463	20.633	52.096	83.47	1.321	14:56:38.423

Weather / Track : Cloudy / Dry

Brands Hatch Indy
 Circuit Length = 1.2079 miles
 Start: 14:45 Flag 14:55 End: 14:57

BMCRC - MRO Championships 2019 - Rnd 9 @ Brands Hatch Indy
Reactive Parts MRO Powerbikes inc Racebuykz.com Clubman 1000
RACE 9 - SECTOR ANALYSIS



SECTOR 1 = FL to I1, SECTOR 2 = I1 to FL, DIFF = Difference To Personal Best Lap, P = Crossed Finish Line in Pit Lane, D = Time Disallowed

P25 6 Dan SHAILER		Yamaha R1 - McShailer Racing				
IDEAL LAP TIME : 51.056		BEST LAP TIME : 51.072		DIFFERENCE : 0.016		
LAP	SECTOR 1	SECTOR 2	LAP TIME	MPH	DIFF	TIME OF DAY
1 -		21.463	1:03.007	69.01	11.935	14:46:19.285
2 -	31.972	20.530	52.502	82.82	1.430	14:47:11.787
3 -	31.375	20.570	51.945	83.71	0.873	14:48:03.732
4 -	31.422	20.395	51.817	83.92	0.745	14:48:55.549
5 -	31.239	20.410	51.649	84.19	0.577	14:49:47.198
6 -	31.149	20.442	51.591	84.28	0.519	14:50:38.789
7 -	30.907	20.446	51.353 (3)	84.68	0.281	14:51:30.142
8 -	30.673	20.399	51.072 (1)	85.14		14:52:21.214
9 -	31.026	20.599	51.625	84.23	0.553	14:53:12.839
10 -	30.725	20.397	51.122 (2)	85.06	0.050	14:54:03.961
11 -	31.064	20.523	51.587	84.29	0.515	14:54:55.548
12 -	31.002	20.383	51.385	84.62	0.313	14:55:46.933
13 -	31.085	20.480	51.565	84.33	0.493	14:56:38.498

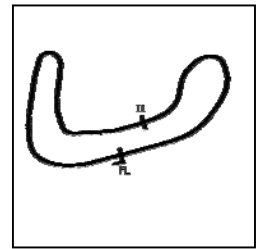
P26 277 C Adrian AVERRE		Yamaha R1 - Ryders Alley Racing				
IDEAL LAP TIME : 50.579		BEST LAP TIME : 50.765		DIFFERENCE : 0.186		
LAP	SECTOR 1	SECTOR 2	LAP TIME	MPH	DIFF	TIME OF DAY
1 -		21.764	1:03.929	68.02	13.164	14:46:20.207
2 -	33.163	21.417	54.580	79.67	3.815	14:47:14.787
3 -	31.671	20.478	52.149	83.38	1.384	14:48:06.936
4 -	30.789	20.294	51.083	85.12	0.318	14:48:58.019
5 -	31.309	20.491	51.800	83.94	1.035	14:49:49.819
6 -	31.755	20.476	52.231	83.25	1.466	14:50:42.050
7 -	30.738	20.027	50.765 (1)	85.66		14:51:32.815
8 -	30.572	20.337	50.909 (3)	85.41	0.144	14:52:23.724
9 -	30.706	20.215	50.921	85.39	0.156	14:53:14.645
10 -	30.810	20.307	51.117	85.07	0.352	14:54:05.762
11 -	30.791	20.262	51.053	85.17	0.288	14:54:56.815
12 -	30.552	20.281	50.833 (2)	85.54	0.068	14:55:47.648

P27 114 C Ricky MARTIN		Honda CBR1000RR - T.B.R Performance				
IDEAL LAP TIME : 51.215		BEST LAP TIME : 51.215		DIFFERENCE : 0.000		
LAP	SECTOR 1	SECTOR 2	LAP TIME	MPH	DIFF	TIME OF DAY
1 -		21.530	1:03.215	68.78	12.000	14:46:19.493
2 -	32.519	20.659	53.178	81.77	1.963	14:47:12.671
3 -	31.843	20.738	52.581	82.70	1.366	14:48:05.252
4 -	31.590	20.618	52.208	83.29	0.993	14:48:57.460
5 -	31.666	20.649	52.315	83.12	1.100	14:49:49.775
6 -	31.287	20.474	51.761 (3)	84.01	0.546	14:50:41.536
7 -	30.764	20.451	51.215 (1)	84.90		14:51:32.751
8 -	31.571	20.464	52.035	83.57	0.820	14:52:24.786
9 -	31.036	20.494	51.530 (2)	84.38	0.315	14:53:16.316
10 -	31.304	20.478	51.782	83.97	0.567	14:54:08.098
11 -	31.518	20.662	52.180	83.33	0.965	14:55:00.278
12 -	31.269	20.927	52.196	83.31	0.981	14:55:52.474

Weather / Track : Cloudy / Dry

Brands Hatch Indy
 Circuit Length = 1.2079 miles
 Start: 14:45 Flag 14:55 End: 14:57

BMCRC - MRO Championships 2019 - Rnd 9 @ Brands Hatch Indy
Reactive Parts MRO Powerbikes inc Racebuykz.com Clubman 1000
RACE 9 - SECTOR ANALYSIS



SECTOR 1 = FL to I1, SECTOR 2 = I1 to FL, DIFF = Difference To Personal Best Lap, P = Crossed Finish Line in Pit Lane, D = Time Disallowed

P28 139		Shane SMITH		Honda CBR1000 SP1 - Ridemoto.com		
IDEAL LAP TIME : 51.231		BEST LAP TIME : 51.470		DIFFERENCE : 0.239		
LAP	SECTOR 1	SECTOR 2	LAP TIME	MPH	DIFF	TIME OF DAY
1 -		21.588	1:03.048	68.97	11.578	14:46:19.326
2 -	33.126	20.504	53.630	81.08	2.160	14:47:12.956
3 -	31.765	20.659	52.424	82.95	0.954	14:48:05.380
4 -	31.737	20.496	52.233	83.25	0.763	14:48:57.613
5 -	32.216	20.245	52.461	82.89	0.991	14:49:50.074
6 -	32.140	20.506	52.646	82.60	1.176	14:50:42.720
7 -	31.567	20.216	51.783	83.97	0.313	14:51:34.503
8 -	31.438	20.032	51.470 (1)	84.48		14:52:25.973
9 -	31.199	20.470	51.669 (3)	84.16	0.199	14:53:17.642
10 -	31.254	20.249	51.503 (2)	84.43	0.033	14:54:09.145
11 -	31.872	20.391	52.263	83.20	0.793	14:55:01.408
12 -	31.398	20.423	51.821	83.91	0.351	14:55:53.229

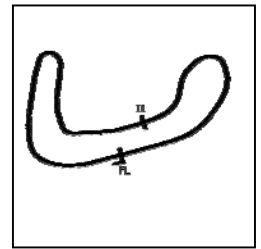
P29 333 C		Andrew HOUGHTON		Yamaha R1 - Yamaha UK		
IDEAL LAP TIME : 51.330		BEST LAP TIME : 51.503		DIFFERENCE : 0.173		
LAP	SECTOR 1	SECTOR 2	LAP TIME	MPH	DIFF	TIME OF DAY
1 -		21.965	1:04.468	67.45	12.965	14:46:20.746
2 -	32.422	20.974	53.396	81.44	1.893	14:47:14.142
3 -	30.977	20.830	51.807	83.93	0.304	14:48:05.949
4 -	31.399	20.779	52.178	83.34	0.675	14:48:58.127
5 -	31.820	20.880	52.700	82.51	1.197	14:49:50.827
6 -	31.516	20.959	52.475	82.87	0.972	14:50:43.302
7 -	31.584	20.820	52.404	82.98	0.901	14:51:35.706
8 -	31.197	20.691	51.888	83.80	0.385	14:52:27.594
9 -	31.092	20.593	51.685 (2)	84.13	0.182	14:53:19.279
10 -	30.906	20.798	51.704 (3)	84.10	0.201	14:54:10.983
11 -	31.169	20.699	51.868	83.83	0.365	14:55:02.851
12 -	30.737	20.766	51.503 (1)	84.43		14:55:54.354

P30 116		Matthew WREN		Suzuki GSXR - TBR performance		
IDEAL LAP TIME : 51.559		BEST LAP TIME : 51.642		DIFFERENCE : 0.083		
LAP	SECTOR 1	SECTOR 2	LAP TIME	MPH	DIFF	TIME OF DAY
1 -		21.661	1:02.873	69.16	11.231	14:46:19.151
2 -	32.505	20.850	53.355	81.50	1.713	14:47:12.506
3 -	31.718	20.756	52.474	82.87	0.832	14:48:04.980
4 -	31.553	20.817	52.370	83.03	0.728	14:48:57.350
5 -	31.593	20.693	52.286	83.16	0.644	14:49:49.636
6 -	32.056	21.169	53.225	81.70	1.583	14:50:42.861
7 -	31.771	20.665	52.436	82.93	0.794	14:51:35.297
8 -	31.410	20.631	52.041	83.56	0.399	14:52:27.338
9 -	31.918	20.525	52.443	82.92	0.801	14:53:19.781
10 -	31.108	20.666	51.774 (2)	83.99	0.132	14:54:11.555
11 -	31.257	20.621	51.878 (3)	83.82	0.236	14:55:03.433
12 -	31.191	20.451	51.642 (1)	84.20		14:55:55.075

Weather / Track : Cloudy / Dry

Brands Hatch Indy
 Circuit Length = 1.2079 miles
 Start: 14:45 Flag 14:55 End: 14:57

BMCRC - MRO Championships 2019 - Rnd 9 @ Brands Hatch Indy
Reactive Parts MRO Powerbikes inc Racebuykz.com Clubman 1000
RACE 9 - SECTOR ANALYSIS



SECTOR 1 = FL to I1, SECTOR 2 = I1 to FL, DIFF = Difference To Personal Best Lap, P = Crossed Finish Line in Pit Lane, D = Time Disallowed

P31 29 C		Mark BRIDGER		Yamaha R1 - Moremoto			
IDEAL LAP TIME : 48.749		BEST LAP TIME : 48.787		DIFFERENCE : 0.038			
LAP	SECTOR 1	SECTOR 2	LAP TIME	MPH	DIFF	TIME OF DAY	
1 -		19.827	57.067	76.20	8.280	14:46:13.345	
2 -	30.328	19.933	50.261	86.52	1.474	14:47:03.606	
3 -	29.972	19.426	49.398	88.03	0.611	14:47:53.004	
4 -	29.540	19.513	49.053	88.65	0.266	14:48:42.057	
5 -	29.600	19.402	49.002	88.74	0.215	14:49:31.059	
6 -	29.670	19.414	49.084	88.59	0.297	14:50:20.143	
7 -	29.641	19.443	49.084	88.59	0.297	14:51:09.227	
8 -	29.496	19.796	49.292	88.22	0.505	14:51:58.519	
9 -	29.347	19.440	48.787 (1)	89.13		14:52:47.306	
10 -	29.367	19.449	48.816 (2)	89.08	0.029	14:53:36.122	
11 -	29.376	19.478	48.854 (3)	89.01	0.067	14:54:24.976	
12 -	29.664	19.564	49.228	88.33	0.441	14:55:14.204	

P32 646 C		Sukhminder RAI		Yamaha R1 - Asian Sensation			
IDEAL LAP TIME : 52.451		BEST LAP TIME : 52.549		DIFFERENCE : 0.098			
LAP	SECTOR 1	SECTOR 2	LAP TIME	MPH	DIFF	TIME OF DAY	
1 -		21.679	1:03.777	68.18	11.228	14:46:20.055	
2 -	33.082	21.524	54.606	79.63	2.057	14:47:14.661	
3 -	32.302	21.205	53.507	81.27	0.958	14:48:08.168	
4 -	32.279	21.280	53.559	81.19	1.010	14:49:01.727	
5 -	32.056	21.139	53.195	81.74	0.646	14:49:54.922	
6 -	32.067	21.018	53.085	81.91	0.536	14:50:48.007	
7 -	31.792	20.986	52.778	82.39	0.229	14:51:40.785	
8 -	31.938	21.026	52.964	82.10	0.415	14:52:33.749	
9 -	31.793	20.975	52.768 (3)	82.40	0.219	14:53:26.517	
10 -	31.476	21.073	52.549 (1)	82.75		14:54:19.066	
11 -	31.551	21.013	52.564 (2)	82.72	0.015	14:55:11.630	

Weather / Track : Cloudy / Dry

Brands Hatch Indy
 Circuit Length = 1.2079 miles
 Start: 14:45 Flag 14:55 End: 14:57

BMCRC - MRO Championships 2019 - Rnd 9 @ Brands Hatch Indy

Reactive Parts MRO Powerbikes inc Racebuykz.com Clubman 1000

RACE 9 - BEST SECTORS

SECTOR 1			SECTOR 2			IDEAL / BEST COMPARISON						
POS	NO	NAME	TIME	NO	NAME	TIME	POS	NO	NAME	IDEAL	BEST	DIFF
									PERFECT LAP	47.510		
1	1	O'BRIEN	28.415	1	O'BRIEN	19.095	1	1	O'BRIEN	47.510	47.510	0.000
2	60	BAKER	29.002	212	SAVAGE	19.257	2	212	SAVAGE	48.311	48.588	0.277
3	40	PATMORE	29.032	60	BAKER	19.313	3	60	BAKER	48.315	48.485	0.170
4	212	SAVAGE	29.054	54	HENEGHAN	19.333	4	40	PATMORE	48.426	48.451	0.025
5	54	HENEGHAN	29.096	39	MORGAN	19.334	5	54	HENEGHAN	48.429	48.445	0.016
6	39	MORGAN	29.243	76	BYARD	19.352	6	39	MORGAN	48.577	48.577	0.000
7	99	COLLINS	29.301	40	PATMORE	19.394	7	29	BRIDGER	48.749	48.787	0.038
8	29	BRIDGER	29.347	29	BRIDGER	19.402	8	99	COLLINS	48.754	48.860	0.106
9	76	BYARD	29.424	17	BAKER	19.426	9	76	BYARD	48.776	48.786	0.010
10	98	DICKINSON	29.610	44	WILSON	19.431	10	44	WILSON	49.042	49.153	0.111
11	44	WILSON	29.611	99	COLLINS	19.453	11	98	DICKINSON	49.080	49.310	0.230
12	71	NORTON	29.656	24	SMITH	19.458	12	71	NORTON	49.169	49.371	0.202
13	143	PALMER	29.671	98	DICKINSON	19.470	13	24	SMITH	49.248	49.320	0.072
14	24	SMITH	29.790	71	NORTON	19.513	14	17	BAKER	49.248	49.445	0.197
15	17	BAKER	29.822	47	DANCE	19.528	15	143	PALMER	49.292	49.426	0.134
16	47	DANCE	29.825	143	PALMER	19.621	16	47	DANCE	49.353	49.389	0.036
17	12	COMBRINCK	29.841	9	DIXON	19.793	17	9	DIXON	49.712	49.822	0.110
18	9	DIXON	29.919	177	WARRINGTON	19.835	18	8	COUGHLAN	49.823	49.823	0.000
19	8	COUGHLAN	29.944	8	COUGHLAN	19.879	19	177	WARRINGTON	49.861	50.130	0.269
20	177	WARRINGTON	30.026	118	COYLE	19.888	20	12	COMBRINCK	49.865	50.034	0.169
21	35	CRESSWELL	30.177	83	SIGGS	19.957	21	118	COYLE	50.374	50.469	0.095
22	83	SIGGS	30.462	12	COMBRINCK	20.024	22	83	SIGGS	50.419	50.603	0.184
23	50	WELFORD	30.481	277	AVERRE	20.027	23	35	CRESSWELL	50.428	50.450	0.022
24	118	COYLE	30.486	139	SMITH	20.032	24	50	WELFORD	50.565	50.618	0.053
25	277	AVERRE	30.552	50	WELFORD	20.084	25	277	AVERRE	50.579	50.765	0.186
26	138	BLANK	30.611	138	BLANK	20.164	26	138	BLANK	50.775	50.775	0.000
27	6	SHAILER	30.673	35	CRESSWELL	20.251	27	6	SHAILER	51.056	51.072	0.016
28	333	HOUGHTON	30.737	6	SHAILER	20.383	28	114	MARTIN	51.215	51.215	0.000
29	114	MARTIN	30.764	114	MARTIN	20.451	29	139	SMITH	51.231	51.470	0.239
30	116	WREN	31.108	116	WREN	20.451	30	333	HOUGHTON	51.330	51.503	0.173
31	139	SMITH	31.199	333	HOUGHTON	20.593	31	116	WREN	51.559	51.642	0.083
32	646	RAI	31.476	646	RAI	20.975	32	646	RAI	52.451	52.549	0.098

Weather / Track : Cloudy / Dry

Results can be found at www.tsl-timing.com

Brands Hatch Indy
 Circuit Length = 1.2079 miles
 Start: 14:45 Flag 14:55 End: 14:57

Printed - 15:51 Saturday, 05 October 2019

BMCRC - MRO Championships 2019 - Rnd 9 @ Brands Hatch Indy
Reactive Parts MRO Powerbikes inc Racebuykz.com Clubman 1000
RACE 9 - STATISTICS

Competitors Started 32
Planned Start 2019-10-05 @ 14:50:00.000
Actual Start 2019-10-05 @ 14:45:16.277
Finish Time 2019-10-05 @ 14:55:47.740
Track Length 1.2079mi.
Total Laps 408
Total Distance Covered 492.8418mi.

Session Fastest Lap History

NO	CL	NAME	LAP TIME	TIME OF DAY	LAP	VEHICLE
1		Michael O'BRIEN	47.825	14:46:58.519	2	Yamaha R1
1		Michael O'BRIEN	47.510	14:47:46.030	3	Yamaha R1

Session Leader History

NO	CL	NAME	FROM LAP	LAPS LED	DISTANCE	VEHICLE
1		Michael O'BRIEN	1	13	15.70 miles	Yamaha R1

Flag History

TYPE	TIME OF DAY
GREEN	14:45:16.277
FINISH	14:55:47.740

Flag Statistics

TYPE	COUNT	TOTAL LAPS	TOTAL TIME
Green	1	13	12:30.626
Red	0	0	0.000
Safety Car	0	0	0.000
FCY	0	0	0.000

Weather / Track : Cloudy / Dry

These results are provisional until the conclusion of any judicial and technical matters.

Brands Hatch Indy
 Circuit Length = 1.2079 miles
 Start: 14:45 Flag 14:55 End: 14:57

Clerk Of Course :	Timekeeper :
-------------------	--------------

BMCRC - MRO Championships 2019 - Rnd 9 @ Brands Hatch Indy
Reactive Parts MRO Powerbikes inc Racebuykz.com Clubman 1000
RACE 9 - STATISTICS

CLASS :

21 Starters

Fastest Lap History

NO	NAME	LAP TIME	TIME OF DAY	LAP	VEHICLE
1	Michael O'BRIEN	47.825	14:46:58.519	2	Yamaha R1
1	Michael O'BRIEN	47.510	14:47:46.030	3	Yamaha R1

Leader History

NO	NAME	FROM LAP	LAPS LED	DISTANCE	VEHICLE
1	Michael O'BRIEN	1	13	15.70 miles	Yamaha R1

Weather / Track : Cloudy / Dry

These results are provisional until the conclusion of any judicial and technical matters.

Brands Hatch Indy
Circuit Length = 1.2079 miles
Start: 14:45 Flag 14:55 End: 14:57

Clerk Of Course :		Timekeeper :
-------------------	--	--------------

BMCRC - MRO Championships 2019 - Rnd 9 @ Brands Hatch Indy
Reactive Parts MRO Powerbikes inc Racebuykz.com Clubman 1000
RACE 9 - STATISTICS

CLASS : C

11 Starters

Fastest Lap History

NO	NAME	LAP TIME	TIME OF DAY	LAP	VEHICLE
29	Mark BRIDGER	50.261	14:47:03.633	2	Yamaha R1
39	Max MORGAN	50.081	14:47:05.030	2	Kawasaki ZX10-RR
29	Mark BRIDGER	49.398	14:47:53.033	3	Yamaha R1
39	Max MORGAN	49.230	14:47:54.261	3	Kawasaki ZX10-RR
29	Mark BRIDGER	49.053	14:48:42.085	4	Yamaha R1
29	Mark BRIDGER	49.002	14:49:31.087	5	Yamaha R1
39	Max MORGAN	48.881	14:49:32.222	5	Kawasaki ZX10-RR
39	Max MORGAN	48.577	14:50:20.798	6	Kawasaki ZX10-RR

Leader History

NO	NAME	FROM LAP	LAPS LED	DISTANCE	VEHICLE
39	Max MORGAN	1	13	15.70 miles	Kawasaki ZX10-RR

Weather / Track : Cloudy / Dry

These results are provisional until the conclusion of any judicial and technical matters.

Brands Hatch Indy
 Circuit Length = 1.2079 miles
 Start: 14:45 Flag 14:55 End: 14:57

Clerk Of Course :		Timekeeper :
-------------------	--	--------------



ROW 12	51.503 36 333 Andrew HOUGHTON	35 258 Ande FRIEND	34 74 Andrew BURKE
ROW 11	33 51 Michael HOGARTH	32 15 Mariusz SIEMIENIUK-JUZWIUK	52.549 31 646 Sukhminder RAI
ROW 10	51.642 30 116 Matthew WREN	51.470 29 139 Shane SMITH	51.215 28 114 Ricky MARTIN
ROW 9	51.072 27 6 Dan SHAILER	50.775 26 138 Michael BLANK	50.765 25 277 Adrian AVERRE
ROW 8	50.618 24 50 Dan WELFORD	50.603 23 83 Jason SIGGS	50.469 22 118 Jim COYLE
ROW 7	50.450 21 35 Robert CRESSWELL	50.130 20 177 Ryan WARRINGTON	50.034 19 12 David COMBRINCK
ROW 6	49.823 18 8 John COUGHLAN	49.822 17 9 Luke DIXON	49.445 16 17 Philip BAKER
ROW 5	49.426 15 143 Steve PALMER	49.389 14 47 Daryl DANCE	49.371 13 71 Tom NORTON
ROW 4	49.320 12 24 Alan SMITH	49.310 11 98 Rick DICKINSON	49.153 10 44 Nicky WILSON
ROW 3	48.860 9 99 Bob COLLINS	48.787 8 29 Mark BRIDGER	48.786 7 76 Jason BYARD
ROW 2	48.588 6 212 Oilly SAVAGE	48.577 5 39 Max MORGAN	48.485 4 60 Peter BAKER
ROW 1	48.451 3 40 Aiden PATMORE	48.445 2 54 Steve HENEGHAN	47.510 1 1 Michael O'BRIEN

Pole

Brands Hatch Indy
Circuit Length = 1.2079 miles

These results are provisional until the conclusion of any judicial and technical matters.

Clerk Of Course :	Steward :	Timekeeper :
-------------------	-----------	--------------

Results can be found at www.tsl-timing.com

Printed - 15:30 Saturday, 05 October 2019



BMCRC - MRO Championships 2019 - Rnd 9 @ Brands Hatch Indy

Reactive Parts MRO Powerbikes inc Racebuykz.com Clubman 1000



RACE 10 - CLASSIFICATION

POS	NO	CL	PIC NAME	ENTRY	LAPS	TIME	GAP	DIFF	MPH	BEST	ON
1	1		1 Michael O'BRIEN	Yamaha R1 -	15	12:10.690			89.27	47.502	2
2	60		2 Peter BAKER	Kawasaki ZX10R - Dodfrey Engineering	15	12:19.116	8.426	8.426	88.25	48.486	10
3	29	C	1 Mark BRIDGER	Yamaha R1 - Moremoto	15	12:19.311	8.621	0.195	88.22	48.141	6
4	39	C	2 Max MORGAN	Kawasaki ZX10-RR - MSS PERFORMANCE	15	12:19.955	9.265	0.644	88.15	48.240	6
5	40		3 Aiden PATMORE	Kawasaki ZX10R - TBR Performance/NW Roofing	15	12:20.167	9.477	0.212	88.12	48.481	10
6	71		4 Tom NORTON	Suzuki GSXR 1000 - Mike Newman Haulage	15	12:20.262	9.572	0.095	88.11	48.353	6
7	99		5 Bob COLLINS	Suzuki GSXR 1000 - MSG Racing & FWR.co.uk	15	12:28.321	17.631	8.059	87.16	49.051	14
8	212		6 Olly SAVAGE	Yamaha R1 -	15	12:28.495	17.805	0.174	87.14	49.130	15
9	143		7 Steve PALMER	Suzuki GSXR1000 K6 - 4C8/Mk1 Transit racing	15	12:29.457	18.767	0.962	87.03	48.974	14
10	98		8 Rick DICKINSON	BMW S1000RR - MotorcycleRaceParts.co.uk	15	12:30.503	19.813	1.046	86.91	48.819	12
11	47		9 Daryl DANCE	Yamaha YZF R1 - 2 brothers scaffolding	15	12:30.785	20.095	0.282	86.88	48.975	12
12	17		10 Philip BAKER	BMW S1000RR - Dickie Donna and Malcom Sausage	15	12:30.834	20.144	0.049	86.87	48.907	12
13	76		11 Jason BYARD	Suzuki GSXR - May Construction	15	12:37.757	27.067	6.923	86.08	49.290	10
14	24		12 Alan SMITH	Kawasaki ZX10R - Orwells Mcs	15	12:43.117	32.427	5.360	85.47	49.843	15
15	177	C	3 Ryan WARRINGTON	Kawasaki ZX10R - RWC	15	12:44.945	34.255	1.828	85.27	49.650	15
16	8		13 John COUGHLAN	Aprilia RSV4RF - BIKERSWORLD	15	12:45.508	34.818	0.563	85.21	49.549	13
17	9	C	4 Luke DIXON	BMW S1000RR -	15	12:49.158	38.468	3.650	84.80	50.058	12
18	35	C	5 Robert CRESSWELL	Kawasaki ZX10R - ODDJOBROB Racing	15	12:51.536	40.846	2.378	84.54	50.623	3
19	12		14 David COMBRINCK	Kawasaki ZX10R -	15	12:54.956	44.266	3.420	84.17	50.555	7
20	83	C	6 Jason SIGGS	Yamaha R1 - J Siggs Construction	15	12:55.224	44.534	0.268	84.14	50.299	5
21	50	C	7 Dan WELFORD	Suzuki GSXR 1000 - SEG Sussex Electric Gates/ V	15	12:55.416	44.726	0.192	84.12	50.387	8
22	118		15 Jim COYLE	Aprilia RSV -	15	12:55.569	44.879	0.153	84.10	50.464	6
23	6		16 Dan SHAILER	Yamaha R1 - McShailer Racing	14	12:14.621	1 Lap	1 Lap	82.87	51.250	13
24	277	C	8 Adrian AVERRE	Yamaha R1 - Ryders Alley Racing	14	12:14.791	1 Lap	0.170	82.85	51.084	6
25	333	C	9 Andrew HOUGHTON	Yamaha R1 - Yamaha UK	14	12:19.646	1 Lap	4.855	82.31	51.349	6
26	114	C	10 Ricky MARTIN	Honda CBR1000RR - T.B.R Performance	14	12:20.970	1 Lap	1.324	82.16	51.708	5

NOT CLASSIFIED

DNF	116		Matthew WREN	Suzuki GSXR - TBR performance	12	10:37.447	3 Laps	2 Laps	81.86	51.793	4
DNF	139		Shane SMITH	Honda CBR1000 SP1 - Ridemoto.com	4	3:44.424	11 Laps	8 Laps	77.50	53.220	2
DNF	646	C	Sukhminder RAI	Yamaha R1 - Asian Sensation	4	3:50.162	11 Laps	5.738	75.57	54.720	2
DNF	138		Michael BLANK	Yamaha R1 - Foxcote Fire Systems	2	1:52.435	13 Laps	2 Laps	77.35	52.214	2

FASTEST LAP

1			Michael O'BRIEN	Yamaha R1 -	2	47.502		91.54 mph		147.32 kph	
29	C		Mark BRIDGER	Yamaha R1 - Moremoto	6	48.141		90.33 mph		145.37 kph	

Class - 92.5% of Race Speed = 82.57 mph
 Class C - 92.5% of Race Speed = 81.60 mph

Brands Hatch Indy
 Circuit Length = 1.2079 miles
 Start: 14:07 Flag 14:20 End: 14:20

Weather / Track : Cloudy / Drying

These results are provisional until the conclusion of any judicial and technical matters.

Clerk Of Course :	Steward :	Timekeeper :
-------------------	-----------	--------------

Results can be found at www.tsl-timing.com

Printed - 14:21 Sunday, 06 October 2019



BMCRC - MRO Championships 2019 - Rnd 9 @ Brands Hatch Indy

Reactive Parts MRO Powerbikes inc Racebuykz.com Clubman 1000

RACE 10 - LAP CHART

LAP 1 @ 14:08:44.343

NO	BEHIND	LAP TIME
1		54.033
60	0.832	54.865
40	1.745	55.778
39	2.153	56.186
29	2.424	56.457
212	3.249	57.282
71	3.348	57.381
99	3.665	57.698
47	4.060	58.093
17	4.205	58.238
76	4.343	58.376
35	4.910	58.943
24	4.999	59.032
98	5.248	59.281
143	5.531	59.564
138	6.188	1:00.221
12	6.367	1:00.400
177	6.461	1:00.494
9	6.610	1:00.643
118	6.947	1:00.980
83	7.178	1:01.211
8	7.497	1:01.530
50	7.738	1:01.771
6	8.122	1:02.155
116	8.548	1:02.581
333	8.936	1:02.969
139	9.139	1:03.172
277	9.276	1:03.309
114	9.751	1:03.784
646	11.041	1:05.074

LAP 2 @ 14:09:31.845

NO	BEHIND	LAP TIME
1		47.502
60	2.201	48.871
40	3.765	49.522
39	3.873	49.222
29	4.491	49.569
212	5.149	49.402
71	5.305	49.459
99	5.564	49.401
17	6.977	50.274
47	7.262	50.704
76	7.538	50.697
143	7.871	49.842
35	8.604	51.196
24	8.718	51.221
98	8.763	51.017
138	10.900	52.214
12	11.169	52.304
177	11.414	52.455
9	11.587	52.479
83	11.824	52.148
8	11.839	51.844
118	12.238	52.793
50	12.312	52.076
6	13.275	52.655
116	13.726	52.680
333	14.265	52.831
277	14.440	52.666
139	14.857	53.220
114	15.167	52.918

LAP 3 @ 14:10:19.421

NO	BEHIND	LAP TIME
1		47.576
60	3.797	49.172
39	5.268	48.971
40	5.586	49.397
29	5.650	48.735
212	6.794	49.221
71	6.926	49.197
99	7.291	49.303
17	9.408	50.007
143	9.654	49.359
47	9.777	50.091
76	10.084	50.122
35	11.651	50.623
24	11.726	50.584
98	11.767	50.580
177	14.420	50.582
9	15.149	51.138
12	15.319	51.726
8	15.700	51.437
83	16.554	52.306
50	16.771	52.035
118	17.158	52.496
6	17.613	51.914
116	18.294	52.144
277	18.747	51.883
333	19.501	52.812
114	19.709	52.118
139	21.469	54.188
646	25.626	54.943

LAP 4 @ 14:11:07.075

NO	BEHIND	LAP TIME
1		47.654
60	5.503	49.360
39	6.486	48.872
40	6.639	48.707
29	6.755	48.759
71	8.435	49.163
212	8.714	49.574
99	8.956	49.319
143	11.164	49.164
17	11.810	50.056
47	12.064	49.941
76	12.209	49.779
98	13.247	49.134
35	14.904	50.907
24	15.001	50.929
177	17.057	50.291
9	17.978	50.483
12	18.484	50.819
8	18.694	50.648
83	19.695	50.795
50	20.058	50.941
118	20.254	50.750
6	21.605	51.646
116	22.433	51.793
277	22.608	51.515
333	23.780	51.933
114	23.971	51.916
139	27.659	53.844

LAP 5 @ 14:11:54.838

NO	BEHIND	LAP TIME
1		47.763
60	6.621	48.881
39	7.324	48.601
40	7.584	48.708
29	7.632	48.640
71	9.315	48.643
212	10.347	49.396
99	10.491	49.298
143	12.875	49.474
17	13.573	49.526
47	13.958	49.657
76	14.336	49.890
98	14.543	49.059
35	17.816	50.675
24	17.904	50.666
177	19.363	50.069
9	20.608	50.393
12	21.455	50.734
8	21.644	50.713
83	22.231	50.299
50	23.043	50.748
118	23.215	50.724
6	25.447	51.605
116	26.705	52.035
277	26.751	51.906
333	27.852	51.835
114	27.916	51.708

LAP 6 @ 14:12:43.096

NO	BEHIND	LAP TIME
1		48.258
60	7.186	48.823
39	7.306	48.240
29	7.515	48.141
40	7.986	48.660
71	9.410	48.353
212	11.298	49.209
99	11.431	49.198
143	14.012	49.395
17	14.639	49.324
47	14.933	49.233
76	15.487	49.409
98	15.551	49.266
24	19.650	50.004
35	20.337	50.779
177	21.340	50.235
9	22.697	50.347
8	23.825	50.439
12	24.211	51.014
83	24.379	50.406
50	25.265	50.480
118	25.421	50.464
6	28.714	51.525
277	29.577	51.084
116	30.691	52.244
333	30.943	51.349
114	31.705	52.047

LAP 7 @ 14:13:31.150

NO	BEHIND	LAP TIME
1		48.054
60	7.997	48.865
39	8.094	48.842
29	8.256	48.795
40	8.657	48.725
71	9.890	48.534
99	12.803	49.426
212	12.831	49.587
143	15.431	49.473
17	15.899	49.314
47	16.144	49.265
76	16.862	49.429
98	17.053	49.556
24	21.512	49.916
35	23.391	51.108
177	23.775	50.489
9	24.927	50.284
8	25.908	50.137
12	26.712	50.555
83	27.115	50.790
118	27.985	50.618
50	28.087	50.876
6	32.258	51.598
277	33.285	51.762
333	35.120	52.231
116	35.215	52.578
114	35.407	51.756

LAP 8 @ 14:14:19.506

NO	BEHIND	LAP TIME
1		48.356
29	9.051	49.151
40	9.439	49.138
60	9.634	49.993
39	10.102	50.364
71	10.234	48.700
99	13.894	49.447
212	14.236	49.761
143	16.519	49.444
17	17.115	49.572
47	17.216	49.428
98	17.905	49.208
76	18.439	49.933
24	23.352	50.196
35	25.764	50.729
177	25.895	50.476
9	26.777	50.206
8	27.399	49.847
12	29.310	50.954
83	29.469	50.710
50	30.118	50.387
118	30.454	50.825
6	35.166	51.264
277	36.465	51.536
333	38.435	51.671
116	38.862	52.003
114	39.464	52.413

LAP 9 @ 14:15:07.679

NO	BEHIND	LAP TIME
1		48.173

29	9.700	48.822
40	10.021	48.755
60	10.293	48.832
39	10.466	48.537
71	10.721	48.660
99	15.202	49.481
212	15.450	49.387
143	17.629	49.283
17	18.370	49.428
98	18.614	48.882
47	18.741	49.698
76	19.738	49.472
24	25.432	50.253
177	28.209	50.487
35	28.511	50.920
9	29.085	50.481
8	29.181	49.955
12	31.992	50.855
83	32.204	50.908
50	32.597	50.652
118	32.907	50.626
6	38.740	51.747
277	39.722	51.430
333	41.743	51.481
116	42.573	51.884
114	43.172	51.881

LAP 10 @ 14:15:55.898

NO	BEHIND	LAP TIME
1		48.219
29	10.014	48.533
40	10.283	48.481
60	10.560	48.486
39	11.304	49.057
71	11.475	48.973
99	16.310	49.327
212	16.605	49.374
143	18.577	49.167
17	19.354	49.203
98	19.395	49.000
47	19.692	49.170
76	20.809	49.290
24	27.379	50.166
177	29.913	49.923
35	30.968	50.676
8	31.048	50.086
9	31.409	50.543
12	34.400	50.627
83	34.612	50.627
50	35.116	50.738
118	35.363	50.675
6	42.363	51.842
277	42.790	51.287
333	45.081	51.557
116	46.742	52.388
114	47.196	52.243

LAP 11 @ 14:16:44.247

NO	BEHIND	LAP TIME
1		48.349
29	10.448	48.783
40	10.642	48.708
60	10.818	48.607
39	11.475	48.520

Brands Hatch Indy
Circuit Length = 1.2079 miles
Start: 14:07 Flag 14:20 End: 14:20

Weather / Track : Cloudy / Drying

BMCRC - MRO Championships 2019 - Rnd 9 @ Brands Hatch Indy

Reactive Parts MRO Powerbikes inc Racebuykz.com Clubman 1000

RACE 10 - LAP CHART

71	11.715	48.589	17	20.488	49.117	8	34.818	49.611
99	17.408	49.447	98	20.608	49.114	9	38.468	50.794
212	17.681	49.425	47	20.976	49.088	35	40.846	50.891
143	19.391	49.163	76	24.071	50.184	12	44.266	51.127
17	20.147	49.142	24	31.786	49.923	83	44.534	51.107
98	20.358	49.312	177	33.869	50.522	50	44.726	50.986
47	20.596	49.253	8	34.406	49.549	118	44.879	50.952
76	21.983	49.523	9	36.191	50.358			
24	29.117	50.087	35	38.133	51.026			
177	31.293	49.729	12	41.095	50.900			
8	32.782	50.083	83	41.821	51.713			
9	33.458	50.398	50	41.993	51.245			
35	33.826	51.207	118	42.232	51.209			
83	36.967	50.704						
12	37.316	51.265						
50	37.635	50.868						
118	37.991	50.977						
6	45.493	51.479						
277	45.808	51.367						
333	48.555	51.823						

LAP 14 @ 14:19:11.874

NO	BEHIND	LAP TIME
----	--------	----------

1		49.944
6	1 Lap	51.250
277	1 Lap	51.615
333	1 Lap	52.418
114	1 Lap	51.832
60	8.935	48.513
29	9.019	48.789
40	9.210	48.754
39	9.401	48.493
71	9.609	48.363
99	17.500	49.051
212	17.801	49.138
143	18.878	48.974
17	19.533	48.989
98	19.671	49.007
47	20.184	49.152
76	24.787	50.660
24	31.710	49.868
177	33.731	49.806
8	34.333	49.871
9	36.800	50.553
35	39.081	50.892
12	42.265	51.114
83	42.553	50.676
50	42.866	50.817
118	43.053	50.765

LAP 15 @ 14:20:01.000

NO	BEHIND	LAP TIME
----	--------	----------

1		49.126
6	1 Lap	52.073
277	1 Lap	51.584
60	8.426	48.617
29	8.621	48.728
333	1 Lap	52.718
39	9.265	48.990
40	9.477	49.393
71	9.572	49.089
114	1 Lap	52.226
99	17.631	49.257
212	17.805	49.130
143	18.767	49.015
98	19.813	49.268
47	20.095	49.037
17	20.144	49.737
76	27.067	51.406
24	32.427	49.843
177	34.255	49.650

LAP 12 @ 14:17:33.246

NO	BEHIND	LAP TIME
----	--------	----------

1		48.999
116	1 Lap	52.475
114	1 Lap	52.323
29	10.086	48.637
40	10.259	48.616
60	10.534	48.715
39	11.005	48.529
71	11.347	48.631
99	17.678	49.269
212	17.937	49.255
143	19.555	49.163
17	20.055	48.907
98	20.178	48.819
47	20.572	48.975
76	22.571	49.587
24	30.547	50.429
177	32.031	49.737
8	33.541	49.758
9	34.517	50.058
35	35.791	50.964
83	38.792	50.824
12	38.879	50.562
50	39.432	50.796
118	39.707	50.715
6	48.362	51.868
277	48.656	51.847

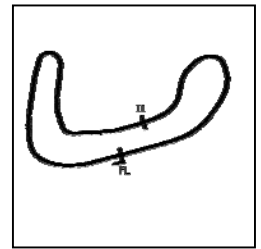
LAP 13 @ 14:18:21.930

NO	BEHIND	LAP TIME
----	--------	----------

1		48.684
333	1 Lap	52.018
114	1 Lap	51.805
116	1 Lap	52.642
29	10.174	48.772
60	10.366	48.516
40	10.400	48.825
39	10.852	48.531
71	11.190	48.527
99	18.393	49.399
212	18.607	49.354
143	19.848	48.977

Weather / Track : Cloudy / Drying

BMCRC - MRO Championships 2019 - Rnd 9 @ Brands Hatch Indy
Reactive Parts MRO Powerbikes inc Racebuykz.com Clubman 1000
RACE 10 - SECTOR ANALYSIS



SECTOR 1 = FL to I1, SECTOR 2 = I1 to FL, DIFF = Difference To Personal Best Lap, P = Crossed Finish Line in Pit Lane, D = Time Disallowed

P1 1 Michael O'BRIEN		Yamaha R1 -				
IDEAL LAP TIME : 47.472		BEST LAP TIME : 47.502		DIFFERENCE : 0.030		
LAP	SECTOR 1	SECTOR 2	LAP TIME	MPH	DIFF	TIME OF DAY
1 -		19.171	54.033	80.47	6.531	14:08:44.343
2 -	28.475	19.027	47.502 (1)	91.54		14:09:31.845
3 -	28.549	19.027	47.576 (2)	91.40	0.074	14:10:19.421
4 -	28.657	18.997	47.654 (3)	91.25	0.152	14:11:07.075
5 -	28.623	19.140	47.763	91.04	0.261	14:11:54.838
6 -	28.937	19.321	48.258	90.11	0.756	14:12:43.096
7 -	28.767	19.287	48.054	90.49	0.552	14:13:31.150
8 -	28.955	19.401	48.356	89.92	0.854	14:14:19.506
9 -	28.769	19.404	48.173	90.27	0.671	14:15:07.679
10 -	28.851	19.368	48.219	90.18	0.717	14:15:55.898
11 -	28.950	19.399	48.349	89.94	0.847	14:16:44.247
12 -	29.650	19.349	48.999	88.74	1.497	14:17:33.246
13 -	29.165	19.519	48.684	89.32	1.182	14:18:21.930
14 -	30.448	19.496	49.944	87.06	2.442	14:19:11.874
15 -	29.305	19.821	49.126	88.51	1.624	14:20:01.000

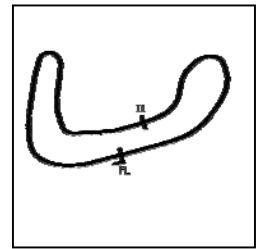
P2 60 Peter BAKER		Kawasaki ZX10R - Dodfrey Engineering				
IDEAL LAP TIME : 48.270		BEST LAP TIME : 48.486		DIFFERENCE : 0.216		
LAP	SECTOR 1	SECTOR 2	LAP TIME	MPH	DIFF	TIME OF DAY
1 -		19.381	54.865	79.25	6.379	14:08:45.175
2 -	29.338	19.533	48.871	88.98	0.385	14:09:34.046
3 -	29.506	19.666	49.172	88.43	0.686	14:10:23.218
4 -	29.794	19.566	49.360	88.09	0.874	14:11:12.578
5 -	29.341	19.540	48.881	88.96	0.395	14:12:01.459
6 -	29.299	19.524	48.823	89.06	0.337	14:12:50.282
7 -	29.341	19.524	48.865	88.99	0.379	14:13:39.147
8 -	30.465	19.528	49.993	86.98	1.507	14:14:29.140
9 -	29.398	19.434	48.832	89.05	0.346	14:15:17.972
10 -	29.135	19.351	48.486 (1)	89.68		14:16:06.458
11 -	29.185	19.422	48.607	89.46	0.121	14:16:55.065
12 -	29.330	19.385	48.715	89.26	0.229	14:17:43.780
13 -	29.066	19.450	48.516 (3)	89.63	0.030	14:18:32.296
14 -	28.919	19.594	48.513 (2)	89.63	0.027	14:19:20.809
15 -	28.952	19.665	48.617	89.44	0.131	14:20:09.426

P3 29 C Mark BRIDGER		Yamaha R1 - Moremoto				
IDEAL LAP TIME : 48.141		BEST LAP TIME : 48.141		DIFFERENCE : 0.000		
LAP	SECTOR 1	SECTOR 2	LAP TIME	MPH	DIFF	TIME OF DAY
1 -		19.459	56.457	77.02	8.316	14:08:46.767
2 -	30.196	19.373	49.569	87.72	1.428	14:09:36.336
3 -	29.414	19.321	48.735	89.22	0.594	14:10:25.071
4 -	29.407	19.352	48.759	89.18	0.618	14:11:13.830
5 -	29.510	19.130	48.640	89.40	0.499	14:12:02.470
6 -	29.017	19.124	48.141 (1)	90.33		14:12:50.611
7 -	29.342	19.453	48.795	89.11	0.654	14:13:39.406
8 -	29.740	19.411	49.151	88.47	1.010	14:14:28.557
9 -	29.340	19.482	48.822	89.07	0.681	14:15:17.379
10 -	29.130	19.403	48.533 (2)	89.60	0.392	14:16:05.912
11 -	29.278	19.505	48.783	89.14	0.642	14:16:54.695
12 -	29.202	19.435	48.637 (3)	89.40	0.496	14:17:43.332
13 -	29.123	19.649	48.772	89.16	0.631	14:18:32.104
14 -	29.332	19.457	48.789	89.13	0.648	14:19:20.893
15 -	29.141	19.587	48.728	89.24	0.587	14:20:09.621

Weather / Track : Cloudy / Drying

Brands Hatch Indy
 Circuit Length = 1.2079 miles
 Start: 14:07 Flag 14:20 End: 14:20

BMCRC - MRO Championships 2019 - Rnd 9 @ Brands Hatch Indy
Reactive Parts MRO Powerbikes inc Racebuykz.com Clubman 1000
RACE 10 - SECTOR ANALYSIS



SECTOR 1 = FL to I1, SECTOR 2 = I1 to FL, DIFF = Difference To Personal Best Lap, P = Crossed Finish Line in Pit Lane, D = Time Disallowed

P4 39 C Max MORGAN		Kawasaki ZX10-RR - MSS PERFORMANCE				
IDEAL LAP TIME : 48.240		BEST LAP TIME : 48.240		DIFFERENCE : 0.000		
LAP	SECTOR 1	SECTOR 2	LAP TIME	MPH	DIFF	TIME OF DAY
1 -		19.721	56.186	77.39	7.946	14:08:46.496
2 -	29.652	19.570	49.222	88.34	0.982	14:09:35.718
3 -	29.482	19.489	48.971	88.79	0.731	14:10:24.689
4 -	29.314	19.558	48.872	88.97	0.632	14:11:13.561
5 -	29.272	19.329	48.601	89.47	0.361	14:12:02.162
6 -	28.944	19.296	48.240 (1)	90.14		14:12:50.402
7 -	29.368	19.474	48.842	89.03	0.602	14:13:39.244
8 -	30.462	19.902	50.364	86.34	2.124	14:14:29.608
9 -	29.176	19.361	48.537	89.59	0.297	14:15:18.145
10 -	29.424	19.633	49.057	88.64	0.817	14:16:07.202
11 -	29.122	19.398	48.520 (3)	89.62	0.280	14:16:55.722
12 -	29.167	19.362	48.529	89.60	0.289	14:17:44.251
13 -	29.208	19.323	48.531	89.60	0.291	14:18:32.782
14 -	29.166	19.327	48.493 (2)	89.67	0.253	14:19:21.275
15 -	29.234	19.756	48.990	88.76	0.750	14:20:10.265

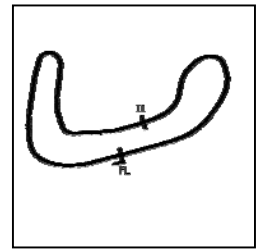
P5 40 Aiden PATMORE		Kawasaki ZX10R - TBR Performance/NW Roofing				
IDEAL LAP TIME : 48.412		BEST LAP TIME : 48.481		DIFFERENCE : 0.069		
LAP	SECTOR 1	SECTOR 2	LAP TIME	MPH	DIFF	TIME OF DAY
1 -		19.718	55.778	77.96	7.297	14:08:46.088
2 -	29.765	19.757	49.522	87.81	1.041	14:09:35.610
3 -	29.954	19.443	49.397	88.03	0.916	14:10:25.007
4 -	29.366	19.341	48.707	89.28	0.226	14:11:13.714
5 -	29.442	19.266	48.708	89.27	0.227	14:12:02.422
6 -	29.433	19.227	48.660 (3)	89.36	0.179	14:12:51.082
7 -	29.337	19.388	48.725	89.24	0.244	14:13:39.807
8 -	29.651	19.487	49.138	88.49	0.657	14:14:28.945
9 -	29.352	19.403	48.755	89.19	0.274	14:15:17.700
10 -	29.205	19.276	48.481 (1)	89.69		14:16:06.181
11 -	29.346	19.362	48.708	89.27	0.227	14:16:54.889
12 -	29.337	19.279	48.616 (2)	89.44	0.135	14:17:43.505
13 -	29.185	19.640	48.825	89.06	0.344	14:18:32.330
14 -	29.418	19.336	48.754	89.19	0.273	14:19:21.084
15 -	29.206	20.187	49.393	88.04	0.912	14:20:10.477

P6 71 Tom NORTON		Suzuki GSXR 1000 - Mike Newman Haulage				
IDEAL LAP TIME : 48.265		BEST LAP TIME : 48.353		DIFFERENCE : 0.088		
LAP	SECTOR 1	SECTOR 2	LAP TIME	MPH	DIFF	TIME OF DAY
1 -		19.861	57.381	75.78	9.028	14:08:47.691
2 -	29.909	19.550	49.459	87.92	1.106	14:09:37.150
3 -	29.809	19.388	49.197	88.39	0.844	14:10:26.347
4 -	29.660	19.503	49.163	88.45	0.810	14:11:15.510
5 -	29.294	19.349	48.643	89.39	0.290	14:12:04.153
6 -	29.105	19.248	48.353 (1)	89.93		14:12:52.506
7 -	29.318	19.216	48.534	89.59	0.181	14:13:41.040
8 -	29.216	19.484	48.700	89.29	0.347	14:14:29.740
9 -	29.294	19.366	48.660	89.36	0.307	14:15:18.400
10 -	29.727	19.246	48.973	88.79	0.620	14:16:07.373
11 -	29.421	19.168	48.589	89.49	0.236	14:16:55.962
12 -	29.188	19.443	48.631	89.42	0.278	14:17:44.593
13 -	29.264	19.263	48.527 (3)	89.61	0.174	14:18:33.120
14 -	29.097	19.266	48.363 (2)	89.91	0.010	14:19:21.483
15 -	29.290	19.799	49.089	88.58	0.736	14:20:10.572

Weather / Track : Cloudy / Drying

Brands Hatch Indy
 Circuit Length = 1.2079 miles
 Start: 14:07 Flag 14:20 End: 14:20

BMCRC - MRO Championships 2019 - Rnd 9 @ Brands Hatch Indy
Reactive Parts MRO Powerbikes inc Racebuykz.com Clubman 1000
RACE 10 - SECTOR ANALYSIS



SECTOR 1 = FL to I1, SECTOR 2 = I1 to FL, DIFF = Difference To Personal Best Lap, P = Crossed Finish Line in Pit Lane, D = Time Disallowed

P7 99		Bob COLLINS		Suzuki GSXR 1000 - MSG Racing & FWR.co.uk		
IDEAL LAP TIME : 48.789		BEST LAP TIME : 49.051		DIFFERENCE : 0.262		
LAP	SECTOR 1	SECTOR 2	LAP TIME	MPH	DIFF	TIME OF DAY
1 -		19.838	57.698	75.36	8.647	14:08:48.008
2 -	29.909	19.492	49.401	88.02	0.350	14:09:37.409
3 -	29.899	19.404	49.303	88.20	0.252	14:10:26.712
4 -	29.877	19.442	49.319	88.17	0.268	14:11:16.031
5 -	29.718	19.580	49.298	88.21	0.247	14:12:05.329
6 -	29.778	19.420	49.198 (2)	88.38	0.147	14:12:54.527
7 -	29.991	19.435	49.426	87.98	0.375	14:13:43.953
8 -	29.795	19.652	49.447	87.94	0.396	14:14:33.400
9 -	29.728	19.753	49.481	87.88	0.430	14:15:22.881
10 -	29.660	19.667	49.327	88.15	0.276	14:16:12.208
11 -	29.681	19.766	49.447	87.94	0.396	14:17:01.655
12 -	29.607	19.662	49.269	88.26	0.218	14:17:50.924
13 -	29.875	19.524	49.399	88.03	0.348	14:18:40.323
14 -	29.385	19.666	49.051 (1)	88.65		14:19:29.374
15 -	29.680	19.577	49.257 (3)	88.28	0.206	14:20:18.631

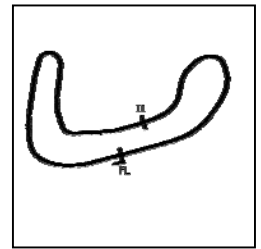
P8 212		Oilly SAVAGE		Yamaha R1 -		
IDEAL LAP TIME : 49.099		BEST LAP TIME : 49.130		DIFFERENCE : 0.031		
LAP	SECTOR 1	SECTOR 2	LAP TIME	MPH	DIFF	TIME OF DAY
1 -		19.837	57.282	75.91	8.152	14:08:47.592
2 -	29.920	19.482	49.402	88.02	0.272	14:09:36.994
3 -	29.660	19.561	49.221	88.34	0.091	14:10:26.215
4 -	29.819	19.755	49.574	87.71	0.444	14:11:15.789
5 -	29.859	19.537	49.396	88.03	0.266	14:12:05.185
6 -	29.752	19.457	49.209 (3)	88.37	0.079	14:12:54.394
7 -	30.001	19.586	49.587	87.69	0.457	14:13:43.981
8 -	30.308	19.453	49.761	87.38	0.631	14:14:33.742
9 -	29.793	19.594	49.387	88.05	0.257	14:15:23.129
10 -	29.841	19.533	49.374	88.07	0.244	14:16:12.503
11 -	29.697	19.728	49.425	87.98	0.295	14:17:01.928
12 -	29.741	19.514	49.255	88.28	0.125	14:17:51.183
13 -	29.894	19.460	49.354	88.11	0.224	14:18:40.537
14 -	29.647	19.491	49.138 (2)	88.49	0.008	14:19:29.675
15 -	29.646	19.484	49.130 (1)	88.51		14:20:18.805

P9 143		Steve PALMER		Suzuki GSXR1000 K6 - 4C8/Mk1 Transit racing		
IDEAL LAP TIME : 48.818		BEST LAP TIME : 48.974		DIFFERENCE : 0.156		
LAP	SECTOR 1	SECTOR 2	LAP TIME	MPH	DIFF	TIME OF DAY
1 -		20.169	59.564	73.00	10.590	14:08:49.874
2 -	30.312	19.530	49.842	87.24	0.868	14:09:39.716
3 -	29.856	19.503	49.359	88.10	0.385	14:10:29.075
4 -	29.796	19.368	49.164	88.45	0.190	14:11:18.239
5 -	29.882	19.592	49.474	87.89	0.500	14:12:07.713
6 -	29.829	19.566	49.395	88.03	0.421	14:12:57.108
7 -	29.782	19.691	49.473	87.89	0.499	14:13:46.581
8 -	29.779	19.665	49.444	87.95	0.470	14:14:36.025
9 -	29.670	19.613	49.283	88.23	0.309	14:15:25.308
10 -	29.511	19.656	49.167	88.44	0.193	14:16:14.475
11 -	29.525	19.638	49.163	88.45	0.189	14:17:03.638
12 -	29.649	19.514	49.163	88.45	0.189	14:17:52.801
13 -	29.577	19.400	48.977 (2)	88.78	0.003	14:18:41.778
14 -	29.450	19.524	48.974 (1)	88.79		14:19:30.752
15 -	29.543	19.472	49.015 (3)	88.71	0.041	14:20:19.767

Weather / Track : Cloudy / Drying

Brands Hatch Indy
 Circuit Length = 1.2079 miles
 Start: 14:07 Flag 14:20 End: 14:20

BMCRC - MRO Championships 2019 - Rnd 9 @ Brands Hatch Indy
Reactive Parts MRO Powerbikes inc Racebuykz.com Clubman 1000
RACE 10 - SECTOR ANALYSIS



SECTOR 1 = FL to I1, SECTOR 2 = I1 to FL, DIFF = Difference To Personal Best Lap, P = Crossed Finish Line in Pit Lane, D = Time Disallowed

P10 98		Rick DICKINSON		BMW S1000RR - MotorcycleRaceParts.co.uk		
IDEAL LAP TIME : 48.571		BEST LAP TIME : 48.819		DIFFERENCE : 0.248		
LAP	SECTOR 1	SECTOR 2	LAP TIME	MPH	DIFF	TIME OF DAY
1 -		20.496	59.281	73.35	10.462	14:08:49.591
2 -	31.325	19.692	51.017	85.23	2.198	14:09:40.608
3 -	30.974	19.606	50.580	85.97	1.761	14:10:31.188
4 -	29.935	19.199	49.134	88.50	0.315	14:11:20.322
5 -	29.905	19.154	49.059	88.64	0.240	14:12:09.381
6 -	29.799	19.467	49.266	88.26	0.447	14:12:58.647
7 -	30.001	19.555	49.556	87.75	0.737	14:13:48.203
8 -	29.780	19.428	49.208	88.37	0.389	14:14:37.411
9 -	29.417	19.465	48.882 (2)	88.96	0.063	14:15:26.293
10 -	29.528	19.472	49.000 (3)	88.74	0.181	14:16:15.293
11 -	29.728	19.584	49.312	88.18	0.493	14:17:04.605
12 -	29.467	19.352	48.819 (1)	89.07		14:17:53.424
13 -	29.581	19.533	49.114	88.54	0.295	14:18:42.538
14 -	29.562	19.445	49.007	88.73	0.188	14:19:31.545
15 -	29.636	19.632	49.268	88.26	0.449	14:20:20.813

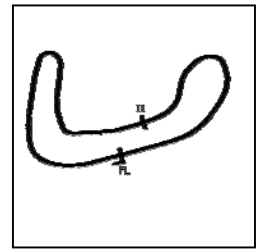
P11 47		Daryl DANCE		Yamaha YZF R1 - 2 brothers scaffolding		
IDEAL LAP TIME : 48.894		BEST LAP TIME : 48.975		DIFFERENCE : 0.081		
LAP	SECTOR 1	SECTOR 2	LAP TIME	MPH	DIFF	TIME OF DAY
1 -		20.179	58.093	74.85	9.118	14:08:48.403
2 -	30.952	19.752	50.704	85.76	1.729	14:09:39.107
3 -	30.289	19.802	50.091	86.81	1.116	14:10:29.198
4 -	30.306	19.635	49.941	87.07	0.966	14:11:19.139
5 -	30.196	19.461	49.657	87.57	0.682	14:12:08.796
6 -	29.777	19.456	49.233	88.32	0.258	14:12:58.029
7 -	29.913	19.352	49.265	88.26	0.290	14:13:47.294
8 -	30.033	19.395	49.428	87.97	0.453	14:14:36.722
9 -	30.098	19.600	49.698	87.50	0.723	14:15:26.420
10 -	29.786	19.384	49.170	88.44	0.195	14:16:15.590
11 -	29.876	19.377	49.253	88.29	0.278	14:17:04.843
12 -	29.745	19.230	48.975 (1)	88.79		14:17:53.818
13 -	29.664	19.424	49.088 (3)	88.58	0.113	14:18:42.906
14 -	29.683	19.469	49.152	88.47	0.177	14:19:32.058
15 -	29.705	19.332	49.037 (2)	88.68	0.062	14:20:21.095

P12 17		Philip BAKER		BMW S1000RR - Dickie Donna and Malcom Sausage J10 elect		
IDEAL LAP TIME : 48.815		BEST LAP TIME : 48.907		DIFFERENCE : 0.092		
LAP	SECTOR 1	SECTOR 2	LAP TIME	MPH	DIFF	TIME OF DAY
1 -		20.065	58.238	74.66	9.331	14:08:48.548
2 -	30.384	19.890	50.274	86.49	1.367	14:09:38.822
3 -	30.232	19.775	50.007	86.95	1.100	14:10:28.829
4 -	30.393	19.663	50.056	86.87	1.149	14:11:18.885
5 -	29.865	19.661	49.526	87.80	0.619	14:12:08.411
6 -	29.699	19.625	49.324	88.16	0.417	14:12:57.735
7 -	29.791	19.523	49.314	88.18	0.407	14:13:47.049
8 -	29.890	19.682	49.572	87.72	0.665	14:14:36.621
9 -	29.820	19.608	49.428	87.97	0.521	14:15:26.049
10 -	29.612	19.591	49.203	88.38	0.296	14:16:15.252
11 -	29.658	19.484	49.142	88.49	0.235	14:17:04.394
12 -	29.331	19.576	48.907 (1)	88.91		14:17:53.301
13 -	29.519	19.598	49.117 (3)	88.53	0.210	14:18:42.418
14 -	29.377	19.612	48.989 (2)	88.76	0.082	14:19:31.407
15 -	29.672	20.065	49.737	87.43	0.830	14:20:21.144

Weather / Track : Cloudy / Drying

Brands Hatch Indy
 Circuit Length = 1.2079 miles
 Start: 14:07 Flag 14:20 End: 14:20

BMCRC - MRO Championships 2019 - Rnd 9 @ Brands Hatch Indy
Reactive Parts MRO Powerbikes inc Racebuykz.com Clubman 1000
RACE 10 - SECTOR ANALYSIS



SECTOR 1 = FL to I1, SECTOR 2 = I1 to FL, DIFF = Difference To Personal Best Lap, P = Crossed Finish Line in Pit Lane, D = Time Disallowed

P13 76		Jason BYARD		Suzuki GSXR - May Construction		
IDEAL LAP TIME : 49.236		BEST LAP TIME : 49.290		DIFFERENCE : 0.054		
LAP	SECTOR 1	SECTOR 2	LAP TIME	MPH	DIFF	TIME OF DAY
1 -		20.119	58.376	74.49	9.086	14:08:48.686
2 -	30.898	19.799	50.697	85.77	1.407	14:09:39.383
3 -	30.458	19.664	50.122	86.76	0.832	14:10:29.505
4 -	30.220	19.559	49.779	87.35	0.489	14:11:19.284
5 -	30.253	19.637	49.890	87.16	0.600	14:12:09.174
6 -	29.866	19.543	49.409 (2)	88.01	0.119	14:12:58.583
7 -	29.941	19.488	49.429 (3)	87.97	0.139	14:13:48.012
8 -	29.989	19.944	49.933	87.08	0.643	14:14:37.945
9 -	29.975	19.497	49.472	87.90	0.182	14:15:27.417
10 -	29.748	19.542	49.290 (1)	88.22		14:16:16.707
11 -	29.998	19.525	49.523	87.80	0.233	14:17:06.230
12 -	29.915	19.672	49.587	87.69	0.297	14:17:55.817
13 -	30.177	20.007	50.184	86.65	0.894	14:18:46.001
14 -	30.636	20.024	50.660	85.83	1.370	14:19:36.661
15 -	30.838	20.568	51.406	84.59	2.116	14:20:28.067

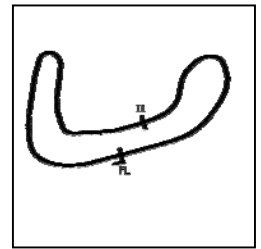
P14 24		Alan SMITH		Kawasaki ZX10R - Orwells Mcs		
IDEAL LAP TIME : 49.625		BEST LAP TIME : 49.843		DIFFERENCE : 0.218		
LAP	SECTOR 1	SECTOR 2	LAP TIME	MPH	DIFF	TIME OF DAY
1 -		20.543	59.032	73.66	9.189	14:08:49.342
2 -	31.201	20.020	51.221	84.89	1.378	14:09:40.563
3 -	30.776	19.808	50.584	85.96	0.741	14:10:31.147
4 -	30.899	20.030	50.929	85.38	1.086	14:11:22.076
5 -	30.540	20.126	50.666	85.82	0.823	14:12:12.742
6 -	30.394	19.610	50.004	86.96	0.161	14:13:02.746
7 -	30.237	19.679	49.916 (3)	87.11	0.073	14:13:52.662
8 -	30.197	19.999	50.196	86.63	0.353	14:14:42.858
9 -	30.322	19.931	50.253	86.53	0.410	14:15:33.111
10 -	30.323	19.843	50.166	86.68	0.323	14:16:23.277
11 -	30.211	19.876	50.087	86.82	0.244	14:17:13.364
12 -	30.401	20.028	50.429	86.23	0.586	14:18:03.793
13 -	30.233	19.690	49.923	87.10	0.080	14:18:53.716
14 -	30.119	19.749	49.868 (2)	87.20	0.025	14:19:43.584
15 -	30.015	19.828	49.843 (1)	87.24		14:20:33.427

P15 177 C		Ryan WARRINGTON		Kawasaki ZX10R - RWC		
IDEAL LAP TIME : 49.501		BEST LAP TIME : 49.650		DIFFERENCE : 0.149		
LAP	SECTOR 1	SECTOR 2	LAP TIME	MPH	DIFF	TIME OF DAY
1 -		20.634	1:00.494	71.88	10.844	14:08:50.804
2 -	31.805	20.650	52.455	82.90	2.805	14:09:43.259
3 -	30.507	20.075	50.582	85.97	0.932	14:10:33.841
4 -	30.277	20.014	50.291	86.46	0.641	14:11:24.132
5 -	30.185	19.884	50.069	86.85	0.419	14:12:14.201
6 -	30.375	19.860	50.235	86.56	0.585	14:13:04.436
7 -	30.583	19.906	50.489	86.12	0.839	14:13:54.925
8 -	30.621	19.855	50.476	86.15	0.826	14:14:45.401
9 -	30.461	20.026	50.487	86.13	0.837	14:15:35.888
10 -	30.043	19.880	49.923	87.10	0.273	14:16:25.811
11 -	30.053	19.676	49.729 (2)	87.44	0.079	14:17:15.540
12 -	29.954	19.783	49.737 (3)	87.43	0.087	14:18:05.277
13 -	30.624	19.898	50.522	86.07	0.872	14:18:55.799
14 -	29.967	19.839	49.806	87.31	0.156	14:19:45.605
15 -	29.825	19.825	49.650 (1)	87.58		14:20:35.255

Weather / Track : Cloudy / Drying

Brands Hatch Indy
 Circuit Length = 1.2079 miles
 Start: 14:07 Flag 14:20 End: 14:20

BMCRC - MRO Championships 2019 - Rnd 9 @ Brands Hatch Indy
Reactive Parts MRO Powerbikes inc Racebuykz.com Clubman 1000
RACE 10 - SECTOR ANALYSIS



SECTOR 1 = FL to I1, SECTOR 2 = I1 to FL, DIFF = Difference To Personal Best Lap, P = Crossed Finish Line in Pit Lane, D = Time Disallowed

P16 8 John COUGHLAN		Aprilia RSV4RF - BIKERSWORLD				
IDEAL LAP TIME : 49.404		BEST LAP TIME : 49.549		DIFFERENCE : 0.145		
LAP	SECTOR 1	SECTOR 2	LAP TIME	MPH	DIFF	TIME OF DAY
1 -		21.048	1:01.530	70.67	11.981	14:08:51.840
2 -	31.447	20.397	51.844	83.87	2.295	14:09:43.684
3 -	31.687	19.750	51.437	84.54	1.888	14:10:35.121
4 -	30.546	20.102	50.648	85.85	1.099	14:11:25.769
5 -	30.746	19.967	50.713	85.74	1.164	14:12:16.482
6 -	30.362	20.077	50.439	86.21	0.890	14:13:06.921
7 -	30.145	19.992	50.137	86.73	0.588	14:13:57.058
8 -	30.028	19.819	49.847	87.23	0.298	14:14:46.905
9 -	29.917	20.038	49.955	87.05	0.406	14:15:36.860
10 -	30.105	19.981	50.086	86.82	0.537	14:16:26.946
11 -	30.108	19.975	50.083	86.82	0.534	14:17:17.029
12 -	29.943	19.815	49.758 (3)	87.39	0.209	14:18:06.787
13 -	29.654	19.895	49.549 (1)	87.76		14:18:56.336
14 -	29.945	19.926	49.871	87.19	0.322	14:19:46.207
15 -	29.658	19.953	49.611 (2)	87.65	0.062	14:20:35.818

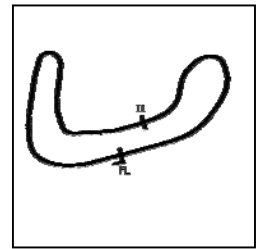
P17 9 C Luke DIXON		BMW S1000RR -				
IDEAL LAP TIME : 49.948		BEST LAP TIME : 50.058		DIFFERENCE : 0.110		
LAP	SECTOR 1	SECTOR 2	LAP TIME	MPH	DIFF	TIME OF DAY
1 -		20.719	1:00.643	71.70	10.585	14:08:50.953
2 -	31.635	20.844	52.479	82.86	2.421	14:09:43.432
3 -	31.043	20.095	51.138	85.03	1.080	14:10:34.570
4 -	30.452	20.031	50.483	86.13	0.425	14:11:25.053
5 -	30.272	20.121	50.393	86.29	0.335	14:12:15.446
6 -	30.351	19.996	50.347	86.37	0.289	14:13:05.793
7 -	30.241	20.043	50.284 (3)	86.48	0.226	14:13:56.077
8 -	30.158	20.048	50.206 (2)	86.61	0.148	14:14:46.283
9 -	29.996	20.485	50.481	86.14	0.423	14:15:36.764
10 -	30.575	19.968	50.543	86.03	0.485	14:16:27.307
11 -	30.446	19.952	50.398	86.28	0.340	14:17:17.705
12 -	30.071	19.987	50.058 (1)	86.87		14:18:07.763
13 -	30.019	20.339	50.358	86.35	0.300	14:18:58.121
14 -	30.335	20.218	50.553	86.02	0.495	14:19:48.674
15 -	30.403	20.391	50.794	85.61	0.736	14:20:39.468

P18 35 C Robert CRESSWELL		Kawasaki ZX10R - ODDJOBROB Racing				
IDEAL LAP TIME : 50.526		BEST LAP TIME : 50.623		DIFFERENCE : 0.097		
LAP	SECTOR 1	SECTOR 2	LAP TIME	MPH	DIFF	TIME OF DAY
1 -		20.528	58.943	73.77	8.320	14:08:49.253
2 -	31.126	20.070	51.196	84.94	0.573	14:09:40.449
3 -	30.589	20.034	50.623 (1)	85.90		14:10:31.072
4 -	30.826	20.081	50.907	85.42	0.284	14:11:21.979
5 -	30.533	20.142	50.675 (2)	85.81	0.052	14:12:12.654
6 -	30.736	20.043	50.779	85.63	0.156	14:13:03.433
7 -	30.840	20.268	51.108	85.08	0.485	14:13:54.541
8 -	30.581	20.148	50.729	85.72	0.106	14:14:45.270
9 -	30.630	20.290	50.920	85.40	0.297	14:15:36.190
10 -	30.492	20.184	50.676 (3)	85.81	0.053	14:16:26.866
11 -	31.003	20.204	51.207	84.92	0.584	14:17:18.073
12 -	30.807	20.157	50.964	85.32	0.341	14:18:09.037
13 -	30.757	20.269	51.026	85.22	0.403	14:19:00.063
14 -	30.730	20.162	50.892	85.44	0.269	14:19:50.955
15 -	30.746	20.145	50.891	85.44	0.268	14:20:41.846

Weather / Track : Cloudy / Drying

Brands Hatch Indy
 Circuit Length = 1.2079 miles
 Start: 14:07 Flag 14:20 End: 14:20

BMCRC - MRO Championships 2019 - Rnd 9 @ Brands Hatch Indy
Reactive Parts MRO Powerbikes inc Racebuykz.com Clubman 1000
RACE 10 - SECTOR ANALYSIS



SECTOR 1 = FL to I1, SECTOR 2 = I1 to FL, DIFF = Difference To Personal Best Lap, P = Crossed Finish Line in Pit Lane, D = Time Disallowed

P19 12		David COMBRINCK		Kawasaki ZX10R -		
IDEAL LAP TIME : 50.357		BEST LAP TIME : 50.555		DIFFERENCE : 0.198		
LAP	SECTOR 1	SECTOR 2	LAP TIME	MPH	DIFF	TIME OF DAY
1 -		20.736	1:00.400	71.99	9.845	14:08:50.710
2 -	31.651	20.653	52.304	83.14	1.749	14:09:43.014
3 -	31.605	20.121	51.726	84.06	1.171	14:10:34.740
4 -	30.715	20.104	50.819	85.57	0.264	14:11:25.559
5 -	30.806	19.928	50.734	85.71	0.179	14:12:16.293
6 -	30.658	20.356	51.014	85.24	0.459	14:13:07.307
7 -	30.541	20.014	50.555 (1)	86.01		14:13:57.862
8 -	30.504	20.450	50.954	85.34	0.399	14:14:48.816
9 -	30.506	20.349	50.855	85.50	0.300	14:15:39.671
10 -	30.429	20.198	50.627 (3)	85.89	0.072	14:16:30.298
11 -	31.119	20.146	51.265	84.82	0.710	14:17:21.563
12 -	30.486	20.076	50.562 (2)	86.00	0.007	14:18:12.125
13 -	30.538	20.362	50.900	85.43	0.345	14:19:03.025
14 -	30.692	20.422	51.114	85.07	0.559	14:19:54.139
15 -	30.699	20.428	51.127	85.05	0.572	14:20:45.266

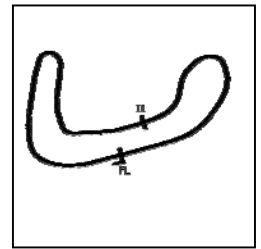
P20 83 C		Jason SIGGS		Yamaha R1 - J Siggs Construction		
IDEAL LAP TIME : 50.175		BEST LAP TIME : 50.299		DIFFERENCE : 0.124		
LAP	SECTOR 1	SECTOR 2	LAP TIME	MPH	DIFF	TIME OF DAY
1 -		20.727	1:01.211	71.04	10.912	14:08:51.521
2 -	31.533	20.615	52.148	83.38	1.849	14:09:43.669
3 -	32.114	20.192	52.306	83.13	2.007	14:10:35.975
4 -	30.898	19.897	50.795	85.61	0.496	14:11:26.770
5 -	30.546	19.753	50.299 (1)	86.45		14:12:17.069
6 -	30.471	19.935	50.406 (2)	86.27	0.107	14:13:07.475
7 -	30.885	19.905	50.790	85.61	0.491	14:13:58.265
8 -	30.658	20.052	50.710	85.75	0.411	14:14:48.975
9 -	30.731	20.177	50.908	85.42	0.609	14:15:39.883
10 -	30.645	19.982	50.627 (3)	85.89	0.328	14:16:30.510
11 -	30.728	19.976	50.704	85.76	0.405	14:17:21.214
12 -	30.422	20.402	50.824	85.56	0.525	14:18:12.038
13 -	31.245	20.468	51.713	84.09	1.414	14:19:03.751
14 -	30.575	20.101	50.676	85.81	0.377	14:19:54.427
15 -	30.587	20.520	51.107	85.08	0.808	14:20:45.534

P21 50 C		Dan WELFORD		Suzuki GSXR 1000 - SEG Sussex Electric Gates/ Vistec system		
IDEAL LAP TIME : 50.235		BEST LAP TIME : 50.387		DIFFERENCE : 0.152		
LAP	SECTOR 1	SECTOR 2	LAP TIME	MPH	DIFF	TIME OF DAY
1 -		21.032	1:01.771	70.39	11.384	14:08:52.081
2 -	31.682	20.394	52.076	83.50	1.689	14:09:44.157
3 -	31.841	20.194	52.035	83.57	1.648	14:10:36.192
4 -	30.850	20.091	50.941	85.36	0.554	14:11:27.133
5 -	30.607	20.141	50.748	85.69	0.361	14:12:17.881
6 -	30.442	20.038	50.480 (2)	86.14	0.093	14:13:08.361
7 -	30.206	20.670	50.876	85.47	0.489	14:13:59.237
8 -	30.358	20.029	50.387 (1)	86.30		14:14:49.624
9 -	30.504	20.148	50.652 (3)	85.85	0.265	14:15:40.276
10 -	30.482	20.256	50.738	85.70	0.351	14:16:31.014
11 -	30.560	20.308	50.868	85.48	0.481	14:17:21.882
12 -	30.416	20.380	50.796	85.60	0.409	14:18:12.678
13 -	30.913	20.332	51.245	84.85	0.858	14:19:03.923
14 -	30.624	20.193	50.817	85.57	0.430	14:19:54.740
15 -	30.360	20.626	50.986	85.29	0.599	14:20:45.726

Weather / Track : Cloudy / Drying

Brands Hatch Indy
 Circuit Length = 1.2079 miles
 Start: 14:07 Flag 14:20 End: 14:20

BMCRC - MRO Championships 2019 - Rnd 9 @ Brands Hatch Indy
Reactive Parts MRO Powerbikes inc Racebuykz.com Clubman 1000
RACE 10 - SECTOR ANALYSIS



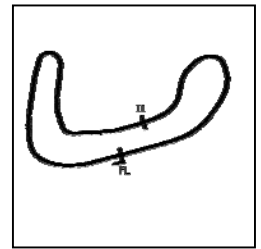
SECTOR 1 = FL to I1, SECTOR 2 = I1 to FL, DIFF = Difference To Personal Best Lap, P = Crossed Finish Line in Pit Lane, D = Time Disallowed

P22 118		Jim COYLE		Aprilia RSV -		
IDEAL LAP TIME : 50.160		BEST LAP TIME : 50.464		DIFFERENCE : 0.304		
LAP	SECTOR 1	SECTOR 2	LAP TIME	MPH	DIFF	TIME OF DAY
1 -		20.695	1:00.980	71.31	10.516	14:08:51.290
2 -	32.227	20.566	52.793	82.37	2.329	14:09:44.083
3 -	31.943	20.553	52.496	82.83	2.032	14:10:36.579
4 -	30.762	19.988	50.750	85.68	0.286	14:11:27.329
5 -	30.661	20.063	50.724	85.73	0.260	14:12:18.053
6 -	30.556	19.908	50.464 (1)	86.17		14:13:08.517
7 -	30.430	20.188	50.618 (2)	85.91	0.154	14:13:59.135
8 -	30.979	19.846	50.825	85.56	0.361	14:14:49.960
9 -	30.431	20.195	50.626 (3)	85.89	0.162	14:15:40.586
10 -	30.603	20.072	50.675	85.81	0.211	14:16:31.261
11 -	30.458	20.519	50.977	85.30	0.513	14:17:22.238
12 -	30.314	20.401	50.715	85.74	0.251	14:18:12.953
13 -	30.900	20.309	51.209	84.91	0.745	14:19:04.162
14 -	30.552	20.213	50.765	85.66	0.301	14:19:54.927
15 -	30.507	20.445	50.952	85.34	0.488	14:20:45.879

P23 6		Dan SHAILER		Yamaha R1 - McShailer Racing		
IDEAL LAP TIME : 51.069		BEST LAP TIME : 51.250		DIFFERENCE : 0.181		
LAP	SECTOR 1	SECTOR 2	LAP TIME	MPH	DIFF	TIME OF DAY
1 -		21.057	1:02.155	69.96	10.905	14:08:52.465
2 -	32.131	20.524	52.655	82.58	1.405	14:09:45.120
3 -	31.584	20.330	51.914	83.76	0.664	14:10:37.034
4 -	31.433	20.213	51.646	84.20	0.396	14:11:28.680
5 -	31.286	20.319	51.605	84.26	0.355	14:12:20.285
6 -	31.131	20.394	51.525	84.39	0.275	14:13:11.810
7 -	31.222	20.376	51.598	84.27	0.348	14:14:03.408
8 -	30.886	20.378	51.264 (2)	84.82	0.014	14:14:54.672
9 -	31.243	20.504	51.747	84.03	0.497	14:15:46.419
10 -	31.282	20.560	51.842	83.88	0.592	14:16:38.261
11 -	30.962	20.517	51.479 (3)	84.47	0.229	14:17:29.740
12 -	31.308	20.560	51.868	83.83	0.618	14:18:21.608
13 -	30.856	20.394	51.250 (1)	84.85		14:19:12.858
14 -	31.378	20.695	52.073	83.50	0.823	14:20:04.931

P24 277 C		Adrian AVERRE		Yamaha R1 - Ryders Alley Racing		
IDEAL LAP TIME : 51.012		BEST LAP TIME : 51.084		DIFFERENCE : 0.072		
LAP	SECTOR 1	SECTOR 2	LAP TIME	MPH	DIFF	TIME OF DAY
1 -		21.231	1:03.309	68.68	12.225	14:08:53.619
2 -	32.181	20.485	52.666	82.56	1.582	14:09:46.285
3 -	31.500	20.383	51.883	83.81	0.799	14:10:38.168
4 -	31.329	20.186	51.515	84.41	0.431	14:11:29.683
5 -	31.424	20.482	51.906	83.77	0.822	14:12:21.589
6 -	30.833	20.251	51.084 (1)	85.12		14:13:12.673
7 -	31.289	20.473	51.762	84.01	0.678	14:14:04.435
8 -	31.151	20.385	51.536	84.37	0.452	14:14:55.971
9 -	31.032	20.398	51.430	84.55	0.346	14:15:47.401
10 -	30.826	20.461	51.287 (2)	84.78	0.203	14:16:38.688
11 -	30.873	20.494	51.367 (3)	84.65	0.283	14:17:30.055
12 -	31.272	20.575	51.847	83.87	0.763	14:18:21.902
13 -	31.187	20.428	51.615	84.25	0.531	14:19:13.517
14 -	31.074	20.510	51.584	84.30	0.500	14:20:05.101

BMCRC - MRO Championships 2019 - Rnd 9 @ Brands Hatch Indy
Reactive Parts MRO Powerbikes inc Racebuykz.com Clubman 1000
RACE 10 - SECTOR ANALYSIS



SECTOR 1 = FL to I1, SECTOR 2 = I1 to FL, DIFF = Difference To Personal Best Lap, P = Crossed Finish Line in Pit Lane, D = Time Disallowed

P25 333 C		Andrew HOUGHTON		Yamaha R1 - Yamaha UK		
IDEAL LAP TIME : 51.141		BEST LAP TIME : 51.349		DIFFERENCE : 0.208		
LAP	SECTOR 1	SECTOR 2	LAP TIME	MPH	DIFF	TIME OF DAY
1 -		21.321	1:02.969	69.05	11.620	14:08:53.279
2 -	32.160	20.671	52.831	82.31	1.482	14:09:46.110
3 -	31.750	21.062	52.812	82.34	1.463	14:10:38.922
4 -	31.276	20.657	51.933	83.73	0.584	14:11:30.855
5 -	31.117	20.718	51.835	83.89	0.486	14:12:22.690
6 -	30.977	20.372	51.349 (1)	84.68		14:13:14.039
7 -	31.454	20.777	52.231	83.25	0.882	14:14:06.270
8 -	31.087	20.584	51.671	84.15	0.322	14:14:57.941
9 -	30.769	20.712	51.481 (2)	84.47	0.132	14:15:49.422
10 -	30.938	20.619	51.557 (3)	84.34	0.208	14:16:40.979
11 -	31.170	20.653	51.823	83.91	0.474	14:17:32.802
12 -	31.172	20.846	52.018	83.59	0.669	14:18:24.820
13 -	31.503	20.915	52.418	82.96	1.069	14:19:17.238
14 -	31.726	20.992	52.718	82.48	1.369	14:20:09.956

P26 114 C		Ricky MARTIN		Honda CBR1000RR - T.B.R Performance		
IDEAL LAP TIME : 51.330		BEST LAP TIME : 51.708		DIFFERENCE : 0.378		
LAP	SECTOR 1	SECTOR 2	LAP TIME	MPH	DIFF	TIME OF DAY
1 -		21.278	1:03.784	68.17	12.076	14:08:54.094
2 -	32.158	20.760	52.918	82.17	1.210	14:09:47.012
3 -	31.654	20.464	52.118	83.43	0.410	14:10:39.130
4 -	31.516	20.400	51.916	83.76	0.208	14:11:31.046
5 -	31.244	20.464	51.708 (1)	84.09		14:12:22.754
6 -	31.569	20.478	52.047	83.55	0.339	14:13:14.801
7 -	31.377	20.379	51.756 (2)	84.02	0.048	14:14:06.557
8 -	31.864	20.549	52.413	82.96	0.705	14:14:58.970
9 -	31.363	20.518	51.881	83.81	0.173	14:15:50.851
10 -	31.492	20.751	52.243	83.23	0.535	14:16:43.094
11 -	31.849	20.474	52.323	83.11	0.615	14:17:35.417
12 -	31.321	20.484	51.805 (3)	83.94	0.097	14:18:27.222
13 -	31.372	20.460	51.832	83.89	0.124	14:19:19.054
14 -	30.951	21.275	52.226	83.26	0.518	14:20:11.280

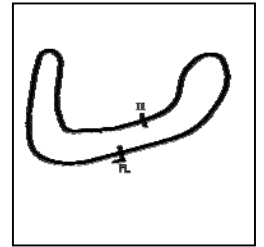
P27 116		Matthew WREN		Suzuki GSXR - TBR performance		
IDEAL LAP TIME : 51.788		BEST LAP TIME : 51.793		DIFFERENCE : 0.005		
LAP	SECTOR 1	SECTOR 2	LAP TIME	MPH	DIFF	TIME OF DAY
1 -		21.122	1:02.581	69.48	10.788	14:08:52.891
2 -	32.191	20.489	52.680	82.54	0.887	14:09:45.571
3 -	31.670	20.474	52.144	83.39	0.351	14:10:37.715
4 -	31.331	20.462	51.793 (1)	83.96		14:11:29.508
5 -	31.338	20.697	52.035	83.57	0.242	14:12:21.543
6 -	31.720	20.524	52.244	83.23	0.451	14:13:13.787
7 -	31.947	20.631	52.578	82.70	0.785	14:14:06.365
8 -	31.326	20.677	52.003 (3)	83.62	0.210	14:14:58.368
9 -	31.394	20.490	51.884 (2)	83.81	0.091	14:15:50.252
10 -	31.758	20.630	52.388	83.00	0.595	14:16:42.640
11 -	31.944	20.531	52.475	82.87	0.682	14:17:35.115
12 -	31.862	20.780	52.642	82.60	0.849	14:18:27.757

P28 139		Shane SMITH		Honda CBR1000 SP1 - Ridemoto.com		
IDEAL LAP TIME : 53.060		BEST LAP TIME : 53.220		DIFFERENCE : 0.160		
LAP	SECTOR 1	SECTOR 2	LAP TIME	MPH	DIFF	TIME OF DAY
1 -		21.226	1:03.172	68.83	9.952	14:08:53.482
2 -	32.446	20.774	53.220 (1)	81.70		14:09:46.702
3 -	32.860	21.328	54.188 (3)	80.25	0.968	14:10:40.890
4 -	32.994	20.850	53.844 (2)	80.76	0.624	14:11:34.734

Weather / Track : Cloudy / Drying

Brands Hatch Indy
 Circuit Length = 1.2079 miles
 Start: 14:07 Flag 14:20 End: 14:20

BMCRC - MRO Championships 2019 - Rnd 9 @ Brands Hatch Indy
Reactive Parts MRO Powerbikes inc Racebuykz.com Clubman 1000
RACE 10 - SECTOR ANALYSIS



SECTOR 1 = FL to I1, SECTOR 2 = I1 to FL, DIFF = Difference To Personal Best Lap, P = Crossed Finish Line in Pit Lane, D = Time Disallowed

P29 646 C		Sukhminder RAI		Yamaha R1 - Asian Sensation		
IDEAL LAP TIME : 54.444		BEST LAP TIME : 54.720		DIFFERENCE : 0.276		
LAP	SECTOR 1	SECTOR 2	LAP TIME	MPH	DIFF	TIME OF DAY
1 -		21.875	1:05.074	66.82	10.354	14:08:55.384
2 -	33.314	21.406	54.720 (1)	79.47		14:09:50.104
3 -	33.151	21.792	54.943 (2)	79.14	0.223	14:10:45.047
4 -	33.038	22.387	55.425 (3)	78.45	0.705	14:11:40.472

P30 138		Michael BLANK		Yamaha R1 - Foxcote Fire Systems		
IDEAL LAP TIME : 52.214		BEST LAP TIME : 52.214		DIFFERENCE : 0.000		
LAP	SECTOR 1	SECTOR 2	LAP TIME	MPH	DIFF	TIME OF DAY
1 -		20.936	1:00.221	72.21	8.007	14:08:50.531
2 -	31.760	20.454	52.214 (1)	83.28		14:09:42.745

BMCRC - MRO Championships 2019 - Rnd 9 @ Brands Hatch Indy

Reactive Parts MRO Powerbikes inc Racebuykz.com Clubman 1000

RACE 10 - BEST SECTORS

SECTOR 1			SECTOR 2			IDEAL / BEST COMPARISON						
POS	NO	NAME	TIME	NO	NAME	TIME	POS	NO	NAME	IDEAL	BEST	DIFF
									PERFECT LAP	47.472		
1	1	O'BRIEN	28.475	1	O'BRIEN	18.997	1	1	O'BRIEN	47.472	47.502	0.030
2	60	BAKER	28.919	29	BRIDGER	19.124	2	29	BRIDGER	48.141	48.141	0.000
3	39	MORGAN	28.944	98	DICKINSON	19.154	3	39	MORGAN	48.240	48.240	0.000
4	29	BRIDGER	29.017	71	NORTON	19.168	4	71	NORTON	48.265	48.353	0.088
5	71	NORTON	29.097	40	PATMORE	19.227	5	60	BAKER	48.270	48.486	0.216
6	40	PATMORE	29.185	47	DANCE	19.230	6	40	PATMORE	48.412	48.481	0.069
7	17	BAKER	29.331	39	MORGAN	19.296	7	98	DICKINSON	48.571	48.819	0.248
8	99	COLLINS	29.385	60	BAKER	19.351	8	99	COLLINS	48.789	49.051	0.262
9	98	DICKINSON	29.417	143	PALMER	19.368	9	17	BAKER	48.815	48.907	0.092
10	143	PALMER	29.450	99	COLLINS	19.404	10	143	PALMER	48.818	48.974	0.156
11	212	SAVAGE	29.646	212	SAVAGE	19.453	11	47	DANCE	48.894	48.975	0.081
12	8	COUGHLAN	29.654	17	BAKER	19.484	12	212	SAVAGE	49.099	49.130	0.031
13	47	DANCE	29.664	76	BYARD	19.488	13	76	BYARD	49.236	49.290	0.054
14	76	BYARD	29.748	24	SMITH	19.610	14	8	COUGHLAN	49.404	49.549	0.145
15	177	WARRINGTON	29.825	177	WARRINGTON	19.676	15	177	WARRINGTON	49.501	49.650	0.149
16	9	DIXON	29.996	8	COUGHLAN	19.750	16	24	SMITH	49.625	49.843	0.218
17	24	SMITH	30.015	83	SIGGS	19.753	17	9	DIXON	49.948	50.058	0.110
18	50	WELFORD	30.206	118	COYLE	19.846	18	118	COYLE	50.160	50.464	0.304
19	118	COYLE	30.314	12	COMBRINCK	19.928	19	83	SIGGS	50.175	50.299	0.124
20	83	SIGGS	30.422	9	DIXON	19.952	20	50	WELFORD	50.235	50.387	0.152
21	12	COMBRINCK	30.429	50	WELFORD	20.029	21	12	COMBRINCK	50.357	50.555	0.198
22	35	CRESSWELL	30.492	35	CRESSWELL	20.034	22	35	CRESSWELL	50.526	50.623	0.097
23	333	HOUGHTON	30.769	277	AVERRE	20.186	23	277	AVERRE	51.012	51.084	0.072
24	277	AVERRE	30.826	6	SHAILER	20.213	24	6	SHAILER	51.069	51.250	0.181
25	6	SHAILER	30.856	333	HOUGHTON	20.372	25	333	HOUGHTON	51.141	51.349	0.208
26	114	MARTIN	30.951	114	MARTIN	20.379	26	114	MARTIN	51.330	51.708	0.378
27	116	WREN	31.326	138	BLANK	20.454	27	116	WREN	51.788	51.793	0.005
28	138	BLANK	31.760	116	WREN	20.462	28	138	BLANK	52.214	52.214	0.000
29	139	SMITH	32.286	139	SMITH	20.774	29	139	SMITH	53.060	53.220	0.160
30	646	RAI	33.038	646	RAI	21.406	30	646	RAI	54.444	54.720	0.276

Weather / Track : Cloudy / Drying

Results can be found at www.tsl-timing.com

Brands Hatch Indy
 Circuit Length = 1.2079 miles
 Start: 14:07 Flag 14:20 End: 14:20

Printed - 14:23 Sunday, 06 October 2019

BMCRC - MRO Championships 2019 - Rnd 9 @ Brands Hatch Indy
Reactive Parts MRO Powerbikes inc Racebuykz.com Clubman 1000
RACE 10 - STATISTICS

Competitors Started 30
Planned Start 2019-10-06 @ 13:15:00.000
Actual Start 2019-10-06 @ 14:07:50.309
Finish Time 2019-10-06 @ 14:20:00.999
Track Length 1.2079mi.
Total Laps 408
Total Distance Covered 492.8418mi.

Session Fastest Lap History

NO	CL	NAME	LAP TIME	TIME OF DAY	LAP	VEHICLE
1		Michael O'BRIEN	47.502	14:09:31.865	2	Yamaha R1

Session Leader History

NO	CL	NAME	FROM LAP	LAPS LED	DISTANCE	VEHICLE
1		Michael O'BRIEN	1	15	18.11 miles	Yamaha R1

Flag History

TYPE	TIME OF DAY
GREEN	14:07:50.309
FINISH	14:20:00.999

Flag Statistics

TYPE	COUNT	TOTAL LAPS	TOTAL TIME
Green	1	15	13:04.525
Red	0	0	0.000
Safety Car	0	0	0.000
FCY	0	0	0.000

Weather / Track : Cloudy / Drying

These results are provisional until the conclusion of any judicial and technical matters.

Brands Hatch Indy
 Circuit Length = 1.2079 miles
 Start: 14:07 Flag 14:20 End: 14:20

Clerk Of Course :	Timekeeper :
-------------------	--------------

BMCRC - MRO Championships 2019 - Rnd 9 @ Brands Hatch Indy
Reactive Parts MRO Powerbikes inc Racebuykz.com Clubman 1000
RACE 10 - STATISTICS

CLASS : 19 Starters

Fastest Lap History

NO	NAME	LAP TIME	TIME OF DAY	LAP	VEHICLE
1	Michael O'BRIEN	47.502	14:09:31.865	2	Yamaha R1

Leader History

NO	NAME	FROM LAP	LAPS LED	DISTANCE	VEHICLE
1	Michael O'BRIEN	1	15	18.11 miles	Yamaha R1

Weather / Track : Cloudy / Drying

These results are provisional until the conclusion of any judicial and technical matters.

Brands Hatch Indy
Circuit Length = 1.2079 miles
Start: 14:07 Flag 14:20 End: 14:20

Clerk Of Course :		Timekeeper :
-------------------	--	--------------

BMCRC - MRO Championships 2019 - Rnd 9 @ Brands Hatch Indy
Reactive Parts MRO Powerbikes inc Racebuykz.com Clubman 1000
RACE 10 - STATISTICS

CLASS : C

11 Starters

Fastest Lap History

NO	NAME	LAP TIME	TIME OF DAY	LAP	VEHICLE
39	Max MORGAN	49.222	14:09:35.718	2	Kawasaki ZX10-RR
39	Max MORGAN	48.971	14:10:24.698	3	Kawasaki ZX10-RR
29	Mark BRIDGER	48.735	14:10:25.071	3	Yamaha R1
39	Max MORGAN	48.601	14:12:02.171	5	Kawasaki ZX10-RR
39	Max MORGAN	48.240	14:12:50.402	6	Kawasaki ZX10-RR
29	Mark BRIDGER	48.141	14:12:50.639	6	Yamaha R1

Leader History

NO	NAME	FROM LAP	LAPS LED	DISTANCE	VEHICLE
29	Mark BRIDGER	1	15	18.11 miles	Yamaha R1

Weather / Track : Cloudy / Drying

These results are provisional until the conclusion of any judicial and technical matters.

Brands Hatch Indy
 Circuit Length = 1.2079 miles
 Start: 14:07 Flag 14:20 End: 14:20

Clerk Of Course :		Timekeeper :
-------------------	--	--------------



ROW 12	36	51.349	333 Andrew HOUGHTON	35	258 Ande FRIEND	34	74 Andrew BURKE	
ROW 11			33	54 Steve HENEGHAN	32	51 Michael HOGARTH	31	44 Nicky WILSON
ROW 10	30		15 Mariusz SIEMIENIUK-JUZWIUK	29	54.720 646 Sukhminder RAI	28	53.220 139 Shane SMITH	
ROW 9			27	52.214 138 Michael BLANK	26	51.793 116 Matthew WREN	25	51.708 114 Ricky MARTIN
ROW 8	24	51.250	6 Dan SHAILER	23	51.084 277 Adrian AVERRE	22	50.623 35 Robert CRESSWELL	
ROW 7			21	50.555 12 David COMBRINCK	20	50.464 118 Jim COYLE	19	50.387 50 Dan WELFORD
ROW 6	18	50.299	83 Jason SIGGS	17	50.058 9 Luke DIXON	16	49.843 24 Alan SMITH	
ROW 5			15	49.650 177 Ryan WARRINGTON	14	49.549 8 John COUGHLAN	13	49.290 76 Jason BYARD
ROW 4	12	49.130	212 Oilly SAVAGE	11	49.051 99 Bob COLLINS	10	48.975 47 Daryl DANCE	
ROW 3			9	48.974 143 Steve PALMER	8	48.907 17 Philip BAKER	7	48.819 98 Rick DICKINSON
ROW 2	6	48.486	60 Peter BAKER	5	48.481 40 Aiden PATMORE	4	48.353 71 Tom NORTON	
ROW 1			3	48.240 39 Max MORGAN	2	48.141 29 Mark BRIDGER	1	47.502 1 Michael O'BRIEN

Pole

Brands Hatch Indy
Circuit Length = 1.2079 miles

These results are provisional until the conclusion of any judicial and technical matters.

Clerk Of Course :	Steward :	Timekeeper :
-------------------	-----------	--------------

Results can be found at www.tsl-timing.com

Printed - 14:22 Sunday, 06 October 2019



BMCRC - MRO Championships 2019 - Rnd 9 @ Brands Hatch Indy

Reactive Parts MRO Powerbikes inc Racebuykz.com Clubman 1000



RACE 20 - CLASSIFICATION

POS	NO	CL	PIC NAME	ENTRY	LAPS	TIME	GAP	DIFF	MPH	BEST	ON
1	60		1 Peter BAKER	Kawasaki ZX10R - Dodfrey Engineering	15	12:15.143			88.72	48.105	7
2	39	C	1 Max MORGAN	Kawasaki ZX10-RR - MSS PERFORMANCE	15	12:15.344	0.201	0.201	88.70	47.936	8
3	71		2 Tom NORTON	Suzuki GSXR 1000 - Mike Newman Haulage	15	12:15.640	0.497	0.296	88.66	48.144	14
4	29	C	2 Mark BRIDGER	Yamaha R1 - Moremoto	15	12:18.695	3.552	3.055	88.30	48.246	4
5	99		3 Bob COLLINS	Suzuki GSXR 1000 - MSG Racing & FWR.co.uk	15	12:26.599	11.456	7.904	87.36	48.749	12
6	98		4 Rick DICKINSON	BMW S1000RR - MotorcycleRaceParts.co.uk	15	12:26.980	11.837	0.381	87.32	48.714	7
7	212		5 Olly SAVAGE	Yamaha R1 -	15	12:27.096	11.953	0.116	87.31	48.871	7
8	76		6 Jason BYARD	Suzuki GSXR - May Construction	15	12:29.407	14.264	2.311	87.04	49.031	6
9	17		7 Philip BAKER	BMW S1000RR - Dickie Donna and Malcom Sausage	15	12:29.559	14.416	0.152	87.02	49.023	8
10	35	C	3 Robert CRESSWELL	Kawasaki ZX10R - ODDJOBROB Racing	15	12:43.394	28.251	13.835	85.44	50.025	13
11	9	C	4 Luke DIXON	BMW S1000RR -	15	12:43.751	28.608	0.357	85.40	49.644	9
12	24		8 Alan SMITH	Kawasaki ZX10R - Orwells Mcs	15	12:43.800	28.657	0.049	85.40	49.948	6
13	8		9 John COUGHLAN	Aprilia RSV4RF - BIKERSWORLD	15	12:51.818	36.675	8.018	84.51	50.610	15
14	83	C	5 Jason SIGGS	Yamaha R1 - J Siggs Construction	15	12:52.515	37.372	0.697	84.43	49.879	15
15	12		10 David COMBRINCK	Kawasaki ZX10R -	15	12:54.082	38.939	1.567	84.26	50.585	6
16	6		11 Dan SHAILER	Yamaha R1 - McShailer Racing	15	12:58.317	43.174	4.235	83.80	50.889	5
17	50	C	6 Dan WELFORD	Suzuki GSXR 1000 - SEG Sussex Electric Gates/ V	15	12:58.982	43.839	0.665	83.73	50.753	6
18	277	C	7 Adrian AVERRE	Yamaha R1 - Ryders Alley Racing	15	12:59.069	43.926	0.087	83.72	50.573	6
19	118		12 Jim COYLE	Aprilia RSV -	15	12:59.567	44.424	0.498	83.67	50.821	6
20	177	C	8 Ryan WARRINGTON	Kawasaki ZX10R - RWC	14	12:21.484	1 Lap	1 Lap	82.10	49.765	7
21	333	C	9 Andrew HOUGHTON	Yamaha R1 - Yamaha UK	14	12:31.121	1 Lap	9.637	81.05	52.405	8

NOT CLASSIFIED

DNF	40 *		Aiden PATMORE	Kawasaki ZX10R - TBR Performance/NW Roofing	10	8:18.104	5 Laps	4 Laps	87.30	48.243	7
DNF	114	C	Ricky MARTIN	Honda CBR1000RR - T.B.R Performance	10	8:50.216	5 Laps	32.112	82.01	50.858	8
DNF	143		Steve PALMER	Suzuki GSXR1000 K6 - 4C8/Mk1 Transit racing	8	6:42.073	7 Laps	2 Laps	86.52	48.868	4
DNF	47		Daryl DANCE	Yamaha YZF R1 - 2 brothers scaffolding	7	5:57.764	8 Laps	1 Lap	85.08	49.695	4
DNF	646	C	Sukhminder RAI	Yamaha R1 - Asian Sensation	7	6:23.673	8 Laps	25.909	79.33	53.394	7

FASTEST LAP

39	C	Max MORGAN	Kawasaki ZX10-RR - MSS PERFORMANCE	8	47.936	90.71 mph	145.99 kph
60		Peter BAKER	Kawasaki ZX10R - Dodfrey Engineering	7	48.105	90.39 mph	145.48 kph

*Bike 40 - No working transponder

Class - 92.5% of Race Speed = 82.06 mph

Class C - 92.5% of Race Speed = 82.04 mph

Brands Hatch Indy

Circuit Length = 1.2079 miles

Start: 17:00 Flag 17:13 End: 17:14

Weather / Track : Cloudy / Dry

These results are provisional until the conclusion of any judicial and technical matters.

Clerk Of Course :	Steward :	Timekeeper :
-------------------	-----------	--------------

Results can be found at www.tsl-timing.com

Printed - 17:15 Sunday, 06 October 2019



BMCRC - MRO Championships 2019 - Rnd 9 @ Brands Hatch Indy

Reactive Parts MRO Powerbikes inc Racebuykz.com Clubman 1000

RACE 20 - LAP CHART

LAP 1 @ 17:01:51.044		
NO	BEHIND	LAP TIME

29		55.091
71	0.284	55.375
98	1.428	56.519
60	1.490	56.581
143	1.763	56.854
39	1.892	56.983
17	2.095	57.186
212	2.237	57.328
76	2.364	57.455
47	2.825	57.916
40	3.055	58.146
99	3.220	58.311
35	3.337	58.428
8	3.928	59.019
24	4.038	59.129
177	4.333	59.424
9	4.564	59.655
12	4.827	59.918
83	5.160	1:00.251
118	5.707	1:00.798
6	5.835	1:00.926
50	6.302	1:01.393
277	6.417	1:01.508
646	7.318	1:02.409
333	7.821	1:02.912
114	9.579	1:04.670

LAP 2 @ 17:02:40.050		
NO	BEHIND	LAP TIME

29		49.006
71	0.290	49.012
60	1.474	48.990
98	2.194	49.772
39	2.400	49.514
143	2.868	50.111
212	3.023	49.792
76	3.179	49.821
17	3.386	50.297
40	3.590	49.541
47	3.718	49.899
99	3.878	49.664
35	4.903	50.572
8	5.967	51.045
24	6.075	51.043
177	6.254	50.927
9	6.521	50.963
12	7.168	51.347
83	7.611	51.457
6	8.486	51.657
118	9.025	52.324
277	9.482	52.071
50	10.040	52.744
646	12.128	53.816
333	12.412	53.597
114	12.655	52.082

LAP 3 @ 17:03:28.599		
NO	BEHIND	LAP TIME

29		48.549
71	0.174	48.433
60	1.594	48.669

39	2.799	48.948
98	2.961	49.316
143	3.442	49.123
212	3.670	49.196
76	3.938	49.308
17	4.118	49.281
40	4.370	49.329
99	5.061	49.732
47	5.344	50.175
35	6.602	50.248
8	8.472	51.054
24	8.537	51.011
177	8.610	50.905
9	9.008	51.036
12	9.869	51.250
83	10.185	51.123
6	11.049	51.112
118	11.359	50.883
277	11.651	50.718
50	12.467	50.976
333	16.701	52.838
646	17.244	53.665
114	17.560	53.454

LAP 4 @ 17:04:16.845		
NO	BEHIND	LAP TIME

29		48.246
71	0.340	48.412
60	1.785	48.437
39	3.122	48.569
98	3.643	48.928
143	4.064	48.868
212	4.572	49.148
76	4.819	49.127
40	5.068	48.944
17	5.247	49.375
99	6.090	49.275
47	6.793	49.695
35	9.119	50.763
24	10.905	50.614
8	11.492	51.266
177	11.619	51.255
9	11.789	51.027
12	12.434	50.811
83	12.672	50.733
6	14.009	51.206
118	14.356	51.243
277	14.615	51.210
50	15.091	50.870
333	20.935	52.480
114	21.318	52.004
646	22.499	53.501

LAP 5 @ 17:05:05.562		
NO	BEHIND	LAP TIME

29		48.717
71	0.204	48.581
60	1.689	48.621
39	2.755	48.350
98	3.980	49.054
143	4.358	49.011
212	5.363	49.508
40	5.385	49.034
76	5.585	49.483

17	5.902	49.372
99	6.372	48.999
47	7.986	49.910
35	11.033	50.631
24	12.172	49.984
177	13.059	50.157
8	13.709	50.934
9	13.902	50.830
12	14.704	50.987
83	14.956	51.001
6	16.181	50.889
118	16.553	50.914
277	17.036	51.138
50	17.725	51.351
114	23.969	51.368
333	24.882	52.664
646	27.187	53.405

LAP 6 @ 17:05:54.028		
NO	BEHIND	LAP TIME

29		48.466
71	0.235	48.497
60	1.628	48.405
39	2.604	48.315
98	4.472	48.958
143	5.002	49.110
40	5.170	48.251
212	6.001	49.104
76	6.150	49.031
17	6.486	49.050
99	6.762	48.856
47	9.528	50.008
35	13.092	50.525
24	13.654	49.948
177	14.471	49.878
8	15.856	50.613
9	15.930	50.494
12	16.823	50.585
83	17.122	50.632
6	18.614	50.899
118	18.908	50.821
277	19.143	50.573
50	20.012	50.753
114	26.884	51.381
333	29.340	52.924
646	32.204	53.483

LAP 7 @ 17:06:42.591		
NO	BEHIND	LAP TIME

29		48.563
71	0.295	48.623
60	1.170	48.105
39	2.318	48.277
98	4.623	48.714
40	4.850	48.243
143	5.490	49.051
212	6.309	48.871
76	6.771	49.184
17	7.070	49.147
99	7.134	48.935
47	11.126	50.161
35	14.939	50.410
24	15.070	49.979
177	15.673	49.765

9	17.593	50.226
8	18.056	50.763
12	18.988	50.728
83	19.204	50.645
6	21.244	51.193
118	21.734	51.389
277	22.100	51.520
50	22.488	51.039
114	29.188	50.867
333	33.242	52.465
646	37.035	53.394

LAP 8 @ 17:07:31.064		
NO	BEHIND	LAP TIME

29		48.473
71	0.154	48.332
60	0.870	48.173
39	1.781	47.936
98	4.893	48.743
40	5.109	48.732
143	6.962	49.945
212	7.034	49.198
76	7.384	49.086
17	7.620	49.023
99	7.741	49.080
35	16.808	50.342
24	16.903	50.306
177	17.397	50.197
9	18.805	49.685
8	20.311	50.728
12	21.160	50.645
83	21.539	50.808
6	24.129	51.358
118	24.461	51.200
277	24.718	51.091
50	25.060	51.045
114	31.573	50.858
333	37.174	52.405

LAP 9 @ 17:08:19.559		
NO	BEHIND	LAP TIME

29		48.495
71	0.201	48.542
60	0.636	48.261
39	1.615	48.329
98	5.704	49.306
40	5.727	49.113
212	8.069	49.530
76	8.384	49.495
17	8.783	49.658
99	8.869	49.623
35	18.764	50.451
24	18.890	50.482
177	19.242	50.340
9	19.954	49.644
8	22.623	50.807
12	23.508	50.843
83	23.817	50.773
6	27.088	51.454
118	27.450	51.484
50	27.587	51.022
277	27.797	51.574
114	35.079	52.001
333	41.557	52.878

LAP 10 @ 17:09:08.472		
NO	BEHIND	LAP TIME

71		48.712
60	0.139	48.416
39	1.309	48.607
29	1.958	50.871
40	5.585	48.771
98	5.948	49.157
212	8.313	49.157
76	8.761	49.290
17	8.932	49.062
99	8.994	49.038
24	20.036	50.059
35	20.065	50.214
177	20.377	50.048
9	20.718	49.677
8	24.779	51.069
12	25.617	51.022
83	25.793	50.889
6	29.446	51.271
50	29.814	51.140
118	30.040	51.503
277	30.390	51.506
114	37.697	51.531
333	45.369	52.725

LAP 11 @ 17:09:57.186		
NO	BEHIND	LAP TIME

60		48.575
71	0.038	48.752
39	0.662	48.067
29	1.909	48.665
98	6.572	49.338
212	9.031	49.432
76	9.280	49.233
99	9.521	49.241
17	9.567	49.349
35	21.870	50.519
24	22.006	50.684
9	22.074	50.070
177	22.476	50.813
8	27.092	51.027
12	27.839	50.936
83	28.064	50.985
6	31.804	51.072
50	32.189	51.089
118	32.535	51.209
277	32.650	50.974

LAP 12 @ 17:10:45.490		
NO	BEHIND	LAP TIME

60		48.304
71	0.857	49.123
39	0.975	48.617
333	1 Lap	53.378
29	2.141	48.536
98	7.479	49.211
99	9.966	48.749
212	10.007	49.280
76	10.674	49.698
17	10.845	49.582
9	23.633	49.863
35	23.662	50.096

Brands Hatch Indy

Circuit Length = 1.2079 miles

Start: 17:00 Flag 17:13 End: 17:14

Weather / Track : Cloudy / Dry

BMCRC - MRO Championships 2019 - Rnd 9 @ Brands Hatch Indy

Reactive Parts MRO Powerbikes inc Racebuykz.com Clubman 1000

RACE 20 - LAP CHART

24	23.776	50.074	177	1 Lap	1:17.633
177	24.273	50.101	99	11.456	49.116
8	30.155	51.367	98	11.837	50.113
12	30.934	51.399	212	11.953	49.215
83	31.174	51.414	76	14.264	49.728
6	34.716	51.216	17	14.416	49.588
50	35.076	51.191	333	1 Lap	53.398
118	35.338	51.107	35	28.251	50.055
277	35.703	51.357	9	28.608	50.225

LAP 13 @ 17:11:33.836

NO	BEHIND	LAP TIME	NO	BEHIND	LAP TIME
60		48.346	8	36.675	50.610
39	0.624	47.995	83	37.372	49.879
71	1.021	48.510	12	38.939	50.976
29	2.717	48.922	6	43.174	51.430
333	1 Lap	52.970	50	43.839	51.459
98	8.562	49.429	277	43.926	50.744
99	10.584	48.964	118	44.424	51.129
212	11.116	49.455			
76	12.059	49.731			
17	12.295	49.796			
35	25.341	50.025			
9	25.394	50.107			
24	25.591	50.161			
177	25.968	50.041			
8	32.665	50.856			
12	33.572	50.984			
83	33.752	50.924			
6	37.726	51.356			
50	38.224	51.494			
277	39.053	51.696			
118	39.292	52.300			

LAP 14 @ 17:12:22.391

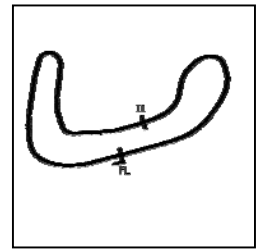
NO	BEHIND	LAP TIME
60		48.555
39	0.102	48.033
71	0.610	48.144
29	2.813	48.651
98	10.429	50.422
99	11.045	49.016
333	1 Lap	53.487
212	11.443	48.882
76	13.241	49.737
17	13.533	49.793
35	26.901	50.115
24	27.045	50.009
9	27.088	50.249
8	34.770	50.660
83	36.198	51.001
12	36.668	51.651
6	40.449	51.278
50	41.085	51.416
277	41.887	51.389
118	42.000	51.263

LAP 15 @ 17:13:11.096

NO	BEHIND	LAP TIME
60		48.705
39	0.201	48.804
71	0.497	48.592
29	3.552	49.444

Weather / Track : Cloudy / Dry

BMCRC - MRO Championships 2019 - Rnd 9 @ Brands Hatch Indy
Reactive Parts MRO Powerbikes inc Racebuykz.com Clubman 1000
RACE 20 - SECTOR ANALYSIS



SECTOR 1 = FL to I1, SECTOR 2 = I1 to FL, DIFF = Difference To Personal Best Lap, P = Crossed Finish Line in Pit Lane, D = Time Disallowed

P1 60		Peter BAKER		Kawasaki ZX10R - Dodfrey Engineering		
IDEAL LAP TIME : 48.000		BEST LAP TIME : 48.105		DIFFERENCE : 0.105		
LAP	SECTOR 1	SECTOR 2	LAP TIME	MPH	DIFF	TIME OF DAY
1 -		19.918	56.581	76.85	8.476	17:01:52.534
2 -	29.569	19.421	48.990	88.76	0.885	17:02:41.524
3 -	29.367	19.302	48.669	89.35	0.564	17:03:30.193
4 -	29.216	19.221	48.437	89.77	0.332	17:04:18.630
5 -	29.091	19.530	48.621	89.43	0.516	17:05:07.251
6 -	29.154	19.251	48.405	89.83	0.300	17:05:55.656
7 -	28.943	19.162	48.105 (1)	90.39		17:06:43.761
8 -	28.870	19.303	48.173 (2)	90.27	0.068	17:07:31.934
9 -	29.081	19.180	48.261 (3)	90.10	0.156	17:08:20.195
10 -	29.198	19.218	48.416	89.81	0.311	17:09:08.611
11 -	29.066	19.509	48.575	89.52	0.470	17:09:57.186
12 -	28.838	19.466	48.304	90.02	0.199	17:10:45.490
13 -	29.056	19.290	48.346	89.94	0.241	17:11:33.836
14 -	29.051	19.504	48.555	89.56	0.450	17:12:22.391
15 -	29.320	19.385	48.705	89.28	0.600	17:13:11.096

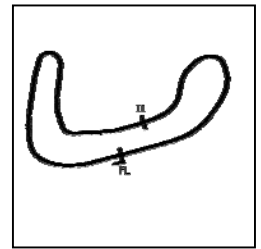
P2 39 C		Max MORGAN		Kawasaki ZX10-RR - MSS PERFORMANCE		
IDEAL LAP TIME : 47.909		BEST LAP TIME : 47.936		DIFFERENCE : 0.027		
LAP	SECTOR 1	SECTOR 2	LAP TIME	MPH	DIFF	TIME OF DAY
1 -		19.890	56.983	76.31	9.047	17:01:52.936
2 -	30.061	19.453	49.514	87.82	1.578	17:02:42.450
3 -	29.522	19.426	48.948	88.84	1.012	17:03:31.398
4 -	29.181	19.388	48.569	89.53	0.633	17:04:19.967
5 -	29.039	19.311	48.350	89.94	0.414	17:05:08.317
6 -	28.993	19.322	48.315	90.00	0.379	17:05:56.632
7 -	28.997	19.280	48.277	90.07	0.341	17:06:44.909
8 -	28.701	19.235	47.936 (1)	90.71		17:07:32.845
9 -	29.016	19.313	48.329	89.97	0.393	17:08:21.174
10 -	29.314	19.293	48.607	89.46	0.671	17:09:09.781
11 -	28.849	19.218	48.067	90.46	0.131	17:09:57.848
12 -	28.869	19.748	48.617	89.44	0.681	17:10:46.465
13 -	28.784	19.211	47.995 (2)	90.60	0.059	17:11:34.460
14 -	28.698	19.335	48.033 (3)	90.53	0.097	17:12:22.493
15 -	29.569	19.235	48.804	89.10	0.868	17:13:11.297

P3 71		Tom NORTON		Suzuki GSXR 1000 - Mike Newman Haulage		
IDEAL LAP TIME : 48.137		BEST LAP TIME : 48.144		DIFFERENCE : 0.007		
LAP	SECTOR 1	SECTOR 2	LAP TIME	MPH	DIFF	TIME OF DAY
1 -		19.618	55.375	78.52	7.231	17:01:51.328
2 -	29.603	19.409	49.012	88.72	0.868	17:02:40.340
3 -	29.187	19.246	48.433	89.78	0.289	17:03:28.773
4 -	29.097	19.315	48.412 (3)	89.82	0.268	17:04:17.185
5 -	29.227	19.354	48.581	89.51	0.437	17:05:05.766
6 -	29.047	19.450	48.497	89.66	0.353	17:05:54.263
7 -	29.352	19.271	48.623	89.43	0.479	17:06:42.886
8 -	28.974	19.358	48.332 (2)	89.97	0.188	17:07:31.218
9 -	29.192	19.350	48.542	89.58	0.398	17:08:19.760
10 -	29.280	19.432	48.712	89.27	0.568	17:09:08.472
11 -	29.354	19.398	48.752	89.19	0.608	17:09:57.224
12 -	29.260	19.863	49.123	88.52	0.979	17:10:46.347
13 -	29.173	19.337	48.510	89.64	0.366	17:11:34.857
14 -	28.981	19.163	48.144 (1)	90.32		17:12:23.001
15 -	29.407	19.185	48.592	89.49	0.448	17:13:11.593

Weather / Track : Cloudy / Dry

Brands Hatch Indy
 Circuit Length = 1.2079 miles
 Start: 17:00 Flag 17:13 End: 17:14

BMCRC - MRO Championships 2019 - Rnd 9 @ Brands Hatch Indy
Reactive Parts MRO Powerbikes inc Racebuykz.com Clubman 1000
RACE 20 - SECTOR ANALYSIS



SECTOR 1 = FL to I1, SECTOR 2 = I1 to FL, DIFF = Difference To Personal Best Lap, P = Crossed Finish Line in Pit Lane, D = Time Disallowed

P4 29 C		Mark BRIDGER		Yamaha R1 - Moremoto		
IDEAL LAP TIME : 48.224		BEST LAP TIME : 48.246		DIFFERENCE : 0.022		
LAP	SECTOR 1	SECTOR 2	LAP TIME	MPH	DIFF	TIME OF DAY
1 -		19.688	55.091	78.93	6.845	17:01:51.044
2 -	29.628	19.378	49.006	88.73	0.760	17:02:40.050
3 -	29.231	19.318	48.549	89.57	0.303	17:03:28.599
4 -	29.079	19.167	48.246 (1)	90.13		17:04:16.845
5 -	29.252	19.465	48.717	89.26	0.471	17:05:05.562
6 -	29.096	19.370	48.466 (2)	89.72	0.220	17:05:54.028
7 -	29.337	19.226	48.563	89.54	0.317	17:06:42.591
8 -	29.057	19.416	48.473 (3)	89.71	0.227	17:07:31.064
9 -	29.178	19.317	48.495	89.67	0.249	17:08:19.559
10 -	31.079	19.792	50.871	85.48	2.625	17:09:10.430
11 -	29.309	19.356	48.665	89.35	0.419	17:09:59.095
12 -	29.213	19.323	48.536	89.59	0.290	17:10:47.631
13 -	29.518	19.404	48.922	88.88	0.676	17:11:36.553
14 -	29.177	19.474	48.651	89.38	0.405	17:12:25.204
15 -	29.779	19.665	49.444	87.95	1.198	17:13:14.648

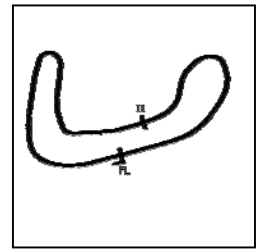
P5 99		Bob COLLINS		Suzuki GSXR 1000 - MSG Racing & FWR.co.uk		
IDEAL LAP TIME : 48.648		BEST LAP TIME : 48.749		DIFFERENCE : 0.101		
LAP	SECTOR 1	SECTOR 2	LAP TIME	MPH	DIFF	TIME OF DAY
1 -		20.100	58.311	74.57	9.562	17:01:54.264
2 -	29.942	19.722	49.664	87.56	0.915	17:02:43.928
3 -	30.103	19.629	49.732	87.44	0.983	17:03:33.660
4 -	29.717	19.558	49.275	88.25	0.526	17:04:22.935
5 -	29.479	19.520	48.999	88.74	0.250	17:05:11.934
6 -	29.523	19.333	48.856 (2)	89.00	0.107	17:06:00.790
7 -	29.547	19.388	48.935 (3)	88.86	0.186	17:06:49.725
8 -	29.698	19.382	49.080	88.60	0.331	17:07:38.805
9 -	30.236	19.387	49.623	87.63	0.874	17:08:28.428
10 -	29.551	19.487	49.038	88.67	0.289	17:09:17.466
11 -	29.811	19.430	49.241	88.31	0.492	17:10:06.707
12 -	29.571	19.178	48.749 (1)	89.20		17:10:55.456
13 -	29.520	19.444	48.964	88.81	0.215	17:11:44.420
14 -	29.558	19.458	49.016	88.71	0.267	17:12:33.436
15 -	29.470	19.646	49.116	88.53	0.367	17:13:22.552

P6 98		Rick DICKINSON		BMW S1000RR - MotorcycleRaceParts.co.uk		
IDEAL LAP TIME : 48.659		BEST LAP TIME : 48.714		DIFFERENCE : 0.055		
LAP	SECTOR 1	SECTOR 2	LAP TIME	MPH	DIFF	TIME OF DAY
1 -		19.967	56.519	76.93	7.805	17:01:52.472
2 -	30.337	19.435	49.772	87.37	1.058	17:02:42.244
3 -	29.930	19.386	49.316	88.17	0.602	17:03:31.560
4 -	29.545	19.383	48.928 (3)	88.87	0.214	17:04:20.488
5 -	29.557	19.497	49.054	88.64	0.340	17:05:09.542
6 -	29.509	19.449	48.958	88.82	0.244	17:05:58.500
7 -	29.371	19.343	48.714 (1)	89.26		17:06:47.214
8 -	29.316	19.427	48.743 (2)	89.21	0.029	17:07:35.957
9 -	29.690	19.616	49.306	88.19	0.592	17:08:25.263
10 -	29.701	19.456	49.157	88.46	0.443	17:09:14.420
11 -	29.746	19.592	49.338	88.13	0.624	17:10:03.758
12 -	29.716	19.495	49.211	88.36	0.497	17:10:52.969
13 -	29.743	19.686	49.429	87.97	0.715	17:11:42.398
14 -	29.932	20.490	50.422	86.24	1.708	17:12:32.820
15 -	30.054	20.059	50.113	86.77	1.399	17:13:22.933

Weather / Track : Cloudy / Dry

Brands Hatch Indy
 Circuit Length = 1.2079 miles
 Start: 17:00 Flag 17:13 End: 17:14

BMCRC - MRO Championships 2019 - Rnd 9 @ Brands Hatch Indy
Reactive Parts MRO Powerbikes inc Racebuykz.com Clubman 1000
RACE 20 - SECTOR ANALYSIS



SECTOR 1 = FL to I1, SECTOR 2 = I1 to FL, DIFF = Difference To Personal Best Lap, P = Crossed Finish Line in Pit Lane, D = Time Disallowed

P7 212 Oily SAVAGE		Yamaha R1 -				
IDEAL LAP TIME : 48.814		BEST LAP TIME : 48.871		DIFFERENCE : 0.057		
LAP	SECTOR 1	SECTOR 2	LAP TIME	MPH	DIFF	TIME OF DAY
1 -		19.916	57.328	75.85	8.457	17:01:53.281
2 -	30.085	19.707	49.792	87.33	0.921	17:02:43.073
3 -	29.690	19.506	49.196	88.39	0.325	17:03:32.269
4 -	29.762	19.386	49.148	88.47	0.277	17:04:21.417
5 -	29.708	19.800	49.508	87.83	0.637	17:05:10.925
6 -	29.666	19.438	49.104 (3)	88.55	0.233	17:06:00.029
7 -	29.428	19.443	48.871 (1)	88.98		17:06:48.900
8 -	29.603	19.595	49.198	88.38	0.327	17:07:38.098
9 -	29.915	19.615	49.530	87.79	0.659	17:08:27.628
10 -	29.643	19.514	49.157	88.46	0.286	17:09:16.785
11 -	29.816	19.616	49.432	87.97	0.561	17:10:06.217
12 -	29.573	19.707	49.280	88.24	0.409	17:10:55.497
13 -	29.964	19.491	49.455	87.93	0.584	17:11:44.952
14 -	29.466	19.416	48.882 (2)	88.96	0.011	17:12:33.834
15 -	29.524	19.691	49.215	88.35	0.344	17:13:23.049

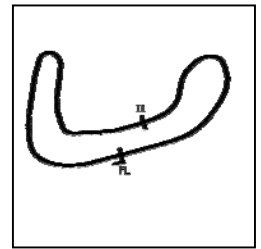
P8 76 Jason BYARD		Suzuki GSXR - May Construction				
IDEAL LAP TIME : 48.824		BEST LAP TIME : 49.031		DIFFERENCE : 0.207		
LAP	SECTOR 1	SECTOR 2	LAP TIME	MPH	DIFF	TIME OF DAY
1 -		19.739	57.455	75.68	8.424	17:01:53.408
2 -	30.286	19.535	49.821	87.28	0.790	17:02:43.229
3 -	29.845	19.463	49.308	88.19	0.277	17:03:32.537
4 -	29.699	19.428	49.127 (3)	88.51	0.096	17:04:21.664
5 -	29.889	19.594	49.483	87.88	0.452	17:05:11.147
6 -	29.773	19.258	49.031 (1)	88.69		17:06:00.178
7 -	29.884	19.300	49.184	88.41	0.153	17:06:49.362
8 -	29.566	19.520	49.086 (2)	88.59	0.055	17:07:38.448
9 -	29.965	19.530	49.495	87.85	0.464	17:08:27.943
10 -	29.635	19.655	49.290	88.22	0.259	17:09:17.233
11 -	29.685	19.548	49.233	88.32	0.202	17:10:06.466
12 -	29.960	19.738	49.698	87.50	0.667	17:10:56.164
13 -	30.099	19.632	49.731	87.44	0.700	17:11:45.895
14 -	30.108	19.629	49.737	87.43	0.706	17:12:35.632
15 -	29.915	19.813	49.728	87.44	0.697	17:13:25.360

P9 17 Philip BAKER		BMW S1000RR - Dickie Donna and Malcom Sausage J10 elect				
IDEAL LAP TIME : 48.709		BEST LAP TIME : 49.023		DIFFERENCE : 0.314		
LAP	SECTOR 1	SECTOR 2	LAP TIME	MPH	DIFF	TIME OF DAY
1 -		19.880	57.186	76.04	8.163	17:01:53.139
2 -	30.674	19.623	50.297	86.45	1.274	17:02:43.436
3 -	29.778	19.503	49.281	88.24	0.258	17:03:32.717
4 -	29.988	19.387	49.375	88.07	0.352	17:04:22.092
5 -	29.802	19.570	49.372	88.07	0.349	17:05:11.464
6 -	29.762	19.288	49.050 (2)	88.65	0.027	17:06:00.514
7 -	29.667	19.480	49.147	88.48	0.124	17:06:49.661
8 -	29.615	19.408	49.023 (1)	88.70		17:07:38.684
9 -	30.220	19.438	49.658	87.57	0.635	17:08:28.342
10 -	29.421	19.641	49.062 (3)	88.63	0.039	17:09:17.404
11 -	29.743	19.606	49.349	88.11	0.326	17:10:06.753
12 -	29.870	19.712	49.582	87.70	0.559	17:10:56.335
13 -	30.100	19.696	49.796	87.32	0.773	17:11:46.131
14 -	29.945	19.848	49.793	87.33	0.770	17:12:35.924
15 -	29.727	19.861	49.588	87.69	0.565	17:13:25.512

Weather / Track : Cloudy / Dry

Brands Hatch Indy
 Circuit Length = 1.2079 miles
 Start: 17:00 Flag 17:13 End: 17:14

BMCRC - MRO Championships 2019 - Rnd 9 @ Brands Hatch Indy
Reactive Parts MRO Powerbikes inc Racebuykz.com Clubman 1000
RACE 20 - SECTOR ANALYSIS



SECTOR 1 = FL to I1, SECTOR 2 = I1 to FL, DIFF = Difference To Personal Best Lap, P = Crossed Finish Line in Pit Lane, D = Time Disallowed

P10 35 C		Robert CRESSWELL		Kawasaki ZX10R - ODDJOBROB Racing		
IDEAL LAP TIME : 49.941		BEST LAP TIME : 50.025		DIFFERENCE : 0.084		
LAP	SECTOR 1	SECTOR 2	LAP TIME	MPH	DIFF	TIME OF DAY
1 -		20.417	58.428	74.42	8.403	17:01:54.381
2 -	30.473	20.099	50.572	85.98	0.547	17:02:44.953
3 -	30.168	20.080	50.248	86.54	0.223	17:03:35.201
4 -	30.440	20.323	50.763	85.66	0.738	17:04:25.964
5 -	30.365	20.266	50.631	85.88	0.606	17:05:16.595
6 -	30.397	20.128	50.525	86.06	0.500	17:06:07.120
7 -	30.251	20.159	50.410	86.26	0.385	17:06:57.530
8 -	30.132	20.210	50.342	86.38	0.317	17:07:47.872
9 -	30.387	20.064	50.451	86.19	0.426	17:08:38.323
10 -	30.157	20.057	50.214	86.60	0.189	17:09:28.537
11 -	30.401	20.118	50.519	86.07	0.494	17:10:19.056
12 -	30.028	20.068	50.096 (3)	86.80	0.071	17:11:09.152
13 -	30.035	19.990	50.025 (1)	86.92		17:11:59.177
14 -	29.951	20.164	50.115	86.77	0.090	17:12:49.292
15 -	30.001	20.054	50.055 (2)	86.87	0.030	17:13:39.347

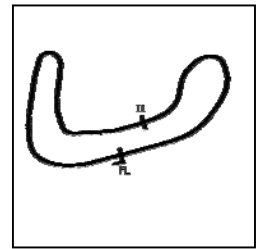
P11 9 C		Luke DIXON		BMW S1000RR -		
IDEAL LAP TIME : 49.361		BEST LAP TIME : 49.644		DIFFERENCE : 0.283		
LAP	SECTOR 1	SECTOR 2	LAP TIME	MPH	DIFF	TIME OF DAY
1 -		20.310	59.655	72.89	10.011	17:01:55.608
2 -	31.050	19.913	50.963	85.32	1.319	17:02:46.571
3 -	31.268	19.768	51.036	85.20	1.392	17:03:37.607
4 -	31.118	19.909	51.027	85.22	1.383	17:04:28.634
5 -	30.662	20.168	50.830	85.55	1.186	17:05:19.464
6 -	30.367	20.127	50.494	86.12	0.850	17:06:09.958
7 -	30.284	19.942	50.226	86.58	0.582	17:07:00.184
8 -	29.778	19.907	49.685 (3)	87.52	0.041	17:07:49.869
9 -	30.052	19.592	49.644 (1)	87.59		17:08:39.513
10 -	29.821	19.856	49.677 (2)	87.53	0.033	17:09:29.190
11 -	30.487	19.583	50.070	86.85	0.426	17:10:19.260
12 -	30.146	19.717	49.863	87.21	0.219	17:11:09.123
13 -	30.180	19.927	50.107	86.78	0.463	17:11:59.230
14 -	30.107	20.142	50.249	86.54	0.605	17:12:49.479
15 -	29.980	20.245	50.225	86.58	0.581	17:13:39.704

P12 24		Alan SMITH		Kawasaki ZX10R - Orwells Mcs		
IDEAL LAP TIME : 49.699		BEST LAP TIME : 49.948		DIFFERENCE : 0.249		
LAP	SECTOR 1	SECTOR 2	LAP TIME	MPH	DIFF	TIME OF DAY
1 -		20.266	59.129	73.54	9.181	17:01:55.082
2 -	30.747	20.296	51.043	85.19	1.095	17:02:46.125
3 -	31.059	19.952	51.011	85.24	1.063	17:03:37.136
4 -	30.867	19.747	50.614	85.91	0.666	17:04:27.750
5 -	30.222	19.762	49.984 (3)	86.99	0.036	17:05:17.734
6 -	30.298	19.650	49.948 (1)	87.06		17:06:07.682
7 -	30.111	19.868	49.979 (2)	87.00	0.031	17:06:57.661
8 -	30.056	20.250	50.306	86.44	0.358	17:07:47.967
9 -	30.509	19.973	50.482	86.14	0.534	17:08:38.449
10 -	30.136	19.923	50.059	86.86	0.111	17:09:28.508
11 -	30.645	20.039	50.684	85.79	0.736	17:10:19.192
12 -	30.325	19.749	50.074	86.84	0.126	17:11:09.266
13 -	30.347	19.814	50.161	86.69	0.213	17:11:59.427
14 -	30.366	19.643	50.009	86.95	0.061	17:12:49.436
15 -	30.203	20.114	50.317	86.42	0.369	17:13:39.753

Weather / Track : Cloudy / Dry

Brands Hatch Indy
 Circuit Length = 1.2079 miles
 Start: 17:00 Flag 17:13 End: 17:14

BMCRC - MRO Championships 2019 - Rnd 9 @ Brands Hatch Indy
Reactive Parts MRO Powerbikes inc Racebuykz.com Clubman 1000
RACE 20 - SECTOR ANALYSIS



SECTOR 1 = FL to I1, SECTOR 2 = I1 to FL, DIFF = Difference To Personal Best Lap, P = Crossed Finish Line in Pit Lane, D = Time Disallowed

P13 8 John COUGHLAN		Aprilia RSV4RF - BIKERSWORLD				
IDEAL LAP TIME : 50.356		BEST LAP TIME : 50.610		DIFFERENCE : 0.254		
LAP	SECTOR 1	SECTOR 2	LAP TIME	MPH	DIFF	TIME OF DAY
1 -		20.486	59.019	73.68	8.409	17:01:54.972
2 -	30.757	20.288	51.045	85.19	0.435	17:02:46.017
3 -	30.605	20.449	51.054	85.17	0.444	17:03:37.071
4 -	31.255	20.011	51.266	84.82	0.656	17:04:28.337
5 -	30.776	20.158	50.934	85.37	0.324	17:05:19.271
6 -	30.379	20.234	50.613 (2)	85.91	0.003	17:06:09.884
7 -	30.626	20.137	50.763	85.66	0.153	17:07:00.647
8 -	30.559	20.169	50.728	85.72	0.118	17:07:51.375
9 -	30.607	20.200	50.807	85.59	0.197	17:08:42.182
10 -	30.664	20.405	51.069	85.15	0.459	17:09:33.251
11 -	30.598	20.429	51.027	85.22	0.417	17:10:24.278
12 -	30.763	20.604	51.367	84.65	0.757	17:11:15.645
13 -	30.621	20.235	50.856	85.50	0.246	17:12:06.501
14 -	30.345	20.315	50.660 (3)	85.83	0.050	17:12:57.161
15 -	30.346	20.264	50.610 (1)	85.92		17:13:47.771

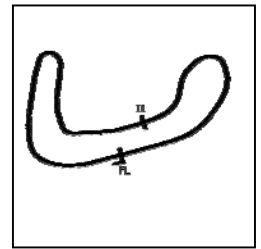
P14 83 C Jason SIGGS		Yamaha R1 - J Siggs Construction				
IDEAL LAP TIME : 49.879		BEST LAP TIME : 49.879		DIFFERENCE : 0.000		
LAP	SECTOR 1	SECTOR 2	LAP TIME	MPH	DIFF	TIME OF DAY
1 -		20.404	1:00.251	72.17	10.372	17:01:56.204
2 -	31.256	20.201	51.457	84.50	1.578	17:02:47.661
3 -	30.796	20.327	51.123	85.06	1.244	17:03:38.784
4 -	30.823	19.910	50.733	85.71	0.854	17:04:29.517
5 -	30.976	20.025	51.001	85.26	1.122	17:05:20.518
6 -	30.702	19.930	50.632 (2)	85.88	0.753	17:06:11.150
7 -	30.715	19.930	50.645 (3)	85.86	0.766	17:07:01.795
8 -	30.825	19.983	50.808	85.58	0.929	17:07:52.603
9 -	30.665	20.108	50.773	85.64	0.894	17:08:43.376
10 -	30.662	20.227	50.889	85.45	1.010	17:09:34.265
11 -	30.786	20.199	50.985	85.29	1.106	17:10:25.250
12 -	31.259	20.155	51.414	84.58	1.535	17:11:16.664
13 -	30.845	20.079	50.924	85.39	1.045	17:12:07.588
14 -	30.741	20.260	51.001	85.26	1.122	17:12:58.589
15 -	29.997	19.882	49.879 (1)	87.18		17:13:48.468

P15 12 David COMBRINCK		Kawasaki ZX10R -				
IDEAL LAP TIME : 50.494		BEST LAP TIME : 50.585		DIFFERENCE : 0.091		
LAP	SECTOR 1	SECTOR 2	LAP TIME	MPH	DIFF	TIME OF DAY
1 -		20.516	59.918	72.57	9.333	17:01:55.871
2 -	31.066	20.281	51.347	84.69	0.762	17:02:47.218
3 -	31.087	20.163	51.250	84.85	0.665	17:03:38.468
4 -	30.704	20.107	50.811	85.58	0.226	17:04:29.279
5 -	30.781	20.206	50.987	85.28	0.402	17:05:20.266
6 -	30.560	20.025	50.585 (1)	85.96		17:06:10.851
7 -	30.469	20.259	50.728 (3)	85.72	0.143	17:07:01.579
8 -	30.508	20.137	50.645 (2)	85.86	0.060	17:07:52.224
9 -	30.536	20.307	50.843	85.53	0.258	17:08:43.067
10 -	30.502	20.520	51.022	85.22	0.437	17:09:34.089
11 -	30.631	20.305	50.936	85.37	0.351	17:10:25.025
12 -	30.865	20.534	51.399	84.60	0.814	17:11:16.424
13 -	30.670	20.314	50.984	85.29	0.399	17:12:07.408
14 -	30.914	20.737	51.651	84.19	1.066	17:12:59.059
15 -	30.583	20.393	50.976	85.30	0.391	17:13:50.035

Weather / Track : Cloudy / Dry

Brands Hatch Indy
 Circuit Length = 1.2079 miles
 Start: 17:00 Flag 17:13 End: 17:14

BMCRC - MRO Championships 2019 - Rnd 9 @ Brands Hatch Indy
Reactive Parts MRO Powerbikes inc Racebuykz.com Clubman 1000
RACE 20 - SECTOR ANALYSIS



SECTOR 1 = FL to I1, SECTOR 2 = I1 to FL, DIFF = Difference To Personal Best Lap, P = Crossed Finish Line in Pit Lane, D = Time Disallowed

P16 6 Dan SHAILER		Yamaha R1 - McShailer Racing				
IDEAL LAP TIME : 50.808		BEST LAP TIME : 50.889		DIFFERENCE : 0.081		
LAP	SECTOR 1	SECTOR 2	LAP TIME	MPH	DIFF	TIME OF DAY
1 -		20.710	1:00.926	71.37	10.037	17:01:56.879
2 -	31.353	20.304	51.657	84.18	0.768	17:02:48.536
3 -	30.870	20.242	51.112	85.07	0.223	17:03:39.648
4 -	31.052	20.154	51.206	84.92	0.317	17:04:30.854
5 -	30.827	20.062	50.889 (1)	85.45		17:05:21.743
6 -	30.746	20.153	50.899 (2)	85.43	0.010	17:06:12.642
7 -	30.987	20.206	51.193	84.94	0.304	17:07:03.835
8 -	30.931	20.427	51.358	84.67	0.469	17:07:55.193
9 -	31.019	20.435	51.454	84.51	0.565	17:08:46.647
10 -	30.885	20.386	51.271	84.81	0.382	17:09:37.918
11 -	30.765	20.307	51.072 (3)	85.14	0.183	17:10:28.990
12 -	30.861	20.355	51.216	84.90	0.327	17:11:20.206
13 -	30.859	20.497	51.356	84.67	0.467	17:12:11.562
14 -	30.943	20.335	51.278	84.80	0.389	17:13:02.840
15 -	31.007	20.423	51.430	84.55	0.541	17:13:54.270

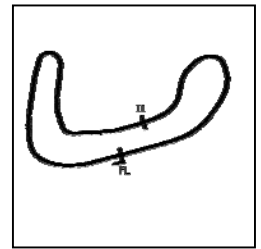
P17 50 C Dan WELFORD		Suzuki GSXR 1000 - SEG Sussex Electric Gates/ Vistec system				
IDEAL LAP TIME : 50.635		BEST LAP TIME : 50.753		DIFFERENCE : 0.118		
LAP	SECTOR 1	SECTOR 2	LAP TIME	MPH	DIFF	TIME OF DAY
1 -		20.927	1:01.393	70.83	10.640	17:01:57.346
2 -	32.108	20.636	52.744	82.44	1.991	17:02:50.090
3 -	30.773	20.203	50.976 (3)	85.30	0.223	17:03:41.066
4 -	30.682	20.188	50.870 (2)	85.48	0.117	17:04:31.936
5 -	31.137	20.214	51.351	84.68	0.598	17:05:23.287
6 -	30.708	20.045	50.753 (1)	85.68		17:06:14.040
7 -	30.792	20.247	51.039	85.20	0.286	17:07:05.079
8 -	30.780	20.265	51.045	85.19	0.292	17:07:56.124
9 -	30.590	20.432	51.022	85.22	0.269	17:08:47.146
10 -	30.921	20.219	51.140	85.03	0.387	17:09:38.286
11 -	30.626	20.463	51.089	85.11	0.336	17:10:29.375
12 -	30.820	20.371	51.191	84.94	0.438	17:11:20.566
13 -	30.974	20.520	51.494	84.44	0.741	17:12:12.060
14 -	31.041	20.375	51.416	84.57	0.663	17:13:03.476
15 -	30.899	20.560	51.459	84.50	0.706	17:13:54.935

P18 277 C Adrian AVERRE		Yamaha R1 - Ryders Alley Racing				
IDEAL LAP TIME : 50.482		BEST LAP TIME : 50.573		DIFFERENCE : 0.091		
LAP	SECTOR 1	SECTOR 2	LAP TIME	MPH	DIFF	TIME OF DAY
1 -		20.961	1:01.508	70.69	10.935	17:01:57.461
2 -	31.877	20.194	52.071	83.51	1.498	17:02:49.532
3 -	30.733	19.985	50.718 (2)	85.74	0.145	17:03:40.250
4 -	31.041	20.169	51.210	84.91	0.637	17:04:31.460
5 -	30.969	20.169	51.138	85.03	0.565	17:05:22.598
6 -	30.681	19.892	50.573 (1)	85.98		17:06:13.171
7 -	31.372	20.148	51.520	84.40	0.947	17:07:04.691
8 -	30.807	20.284	51.091	85.11	0.518	17:07:55.782
9 -	31.202	20.372	51.574	84.31	1.001	17:08:47.356
10 -	31.389	20.117	51.506	84.42	0.933	17:09:38.862
11 -	30.893	20.081	50.974	85.31	0.401	17:10:29.836
12 -	31.210	20.147	51.357	84.67	0.784	17:11:21.193
13 -	31.386	20.310	51.696	84.11	1.123	17:12:12.889
14 -	31.173	20.216	51.389	84.62	0.816	17:13:04.278
15 -	30.590	20.154	50.744 (3)	85.69	0.171	17:13:55.022

Weather / Track : Cloudy / Dry

Brands Hatch Indy
 Circuit Length = 1.2079 miles
 Start: 17:00 Flag 17:13 End: 17:14

BMCRC - MRO Championships 2019 - Rnd 9 @ Brands Hatch Indy
Reactive Parts MRO Powerbikes inc Racebuykz.com Clubman 1000
RACE 20 - SECTOR ANALYSIS



SECTOR 1 = FL to I1, SECTOR 2 = I1 to FL, DIFF = Difference To Personal Best Lap, P = Crossed Finish Line in Pit Lane, D = Time Disallowed

P19 118		Jim COYLE		Aprilia RSV -		
IDEAL LAP TIME : 50.640		BEST LAP TIME : 50.821		DIFFERENCE : 0.181		
LAP	SECTOR 1	SECTOR 2	LAP TIME	MPH	DIFF	TIME OF DAY
1 -		20.706	1:00.798	71.52	9.977	17:01:56.751
2 -	31.954	20.370	52.324	83.10	1.503	17:02:49.075
3 -	30.777	20.106	50.883 (2)	85.46	0.062	17:03:39.958
4 -	31.138	20.105	51.243	84.86	0.422	17:04:31.201
5 -	30.884	20.030	50.914 (3)	85.41	0.093	17:05:22.115
6 -	30.786	20.035	50.821 (1)	85.56		17:06:12.936
7 -	31.215	20.174	51.389	84.62	0.568	17:07:04.325
8 -	30.900	20.300	51.200	84.93	0.379	17:07:55.525
9 -	31.062	20.422	51.484	84.46	0.663	17:08:47.009
10 -	31.411	20.092	51.503	84.43	0.682	17:09:38.512
11 -	30.847	20.362	51.209	84.91	0.388	17:10:29.721
12 -	30.822	20.285	51.107	85.08	0.286	17:11:20.828
13 -	32.207	20.093	52.300	83.14	1.479	17:12:13.128
14 -	31.327	19.936	51.263	84.82	0.442	17:13:04.391
15 -	31.266	19.863	51.129	85.05	0.308	17:13:55.520

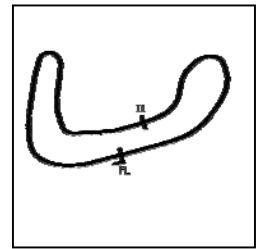
P20 177 C		Ryan WARRINGTON		Kawasaki ZX10R - RWC		
IDEAL LAP TIME : 49.577		BEST LAP TIME : 49.765		DIFFERENCE : 0.188		
LAP	SECTOR 1	SECTOR 2	LAP TIME	MPH	DIFF	TIME OF DAY
1 -		20.238	59.424	73.17	9.659	17:01:55.377
2 -	30.985	19.942	50.927	85.38	1.162	17:02:46.304
3 -	30.746	20.159	50.905	85.42	1.140	17:03:37.209
4 -	31.388	19.867	51.255	84.84	1.490	17:04:28.464
5 -	30.190	19.967	50.157	86.69	0.392	17:05:18.621
6 -	30.260	19.618	49.878 (2)	87.18	0.113	17:06:08.499
7 -	29.959	19.806	49.765 (1)	87.38		17:06:58.264
8 -	30.371	19.826	50.197	86.63	0.432	17:07:48.461
9 -	30.387	19.953	50.340	86.38	0.575	17:08:38.801
10 -	30.235	19.813	50.048	86.88	0.283	17:09:28.849
11 -	31.189	19.624	50.813	85.58	1.048	17:10:19.662
12 -	30.352	19.749	50.101	86.79	0.336	17:11:09.763
13 -	30.349	19.692	50.041 (3)	86.90	0.276	17:11:59.804
14 -	56.000	21.633	1:17.633	56.01	27.868	17:13:17.437

P21 333 C		Andrew HOUGHTON		Yamaha R1 - Yamaha UK		
IDEAL LAP TIME : 52.362		BEST LAP TIME : 52.405		DIFFERENCE : 0.043		
LAP	SECTOR 1	SECTOR 2	LAP TIME	MPH	DIFF	TIME OF DAY
1 -		21.646	1:02.912	69.12	10.507	17:01:58.865
2 -	32.247	21.350	53.597	81.13	1.192	17:02:52.462
3 -	32.046	20.792	52.838	82.30	0.433	17:03:45.300
4 -	31.604	20.876	52.480 (3)	82.86	0.075	17:04:37.780
5 -	31.850	20.814	52.664	82.57	0.259	17:05:30.444
6 -	31.744	21.180	52.924	82.16	0.519	17:06:23.368
7 -	31.570	20.895	52.465 (2)	82.88	0.060	17:07:15.833
8 -	31.572	20.833	52.405 (1)	82.98		17:08:08.238
9 -	31.879	20.999	52.878	82.23	0.473	17:09:01.116
10 -	31.806	20.919	52.725	82.47	0.320	17:09:53.841
11 -	32.065	21.313	53.378	81.46	0.973	17:10:47.219
12 -	31.939	21.031	52.970	82.09	0.565	17:11:40.189
13 -	32.000	21.487	53.487	81.30	1.082	17:12:33.676
14 -	31.904	21.494	53.398	81.43	0.993	17:13:27.074

Weather / Track : Cloudy / Dry

Brands Hatch Indy
 Circuit Length = 1.2079 miles
 Start: 17:00 Flag 17:13 End: 17:14

BMCRC - MRO Championships 2019 - Rnd 9 @ Brands Hatch Indy
Reactive Parts MRO Powerbikes inc Racebuykz.com Clubman 1000
RACE 20 - SECTOR ANALYSIS



SECTOR 1 = FL to I1, SECTOR 2 = I1 to FL, DIFF = Difference To Personal Best Lap, P = Crossed Finish Line in Pit Lane, D = Time Disallowed

P22 40		Aiden PATMORE		Kawasaki ZX10R - TBR Performance/NW Roofing		
IDEAL LAP TIME :		BEST LAP TIME : 48.243		DIFFERENCE :		
LAP	SECTOR 1	SECTOR 2	LAP TIME	MPH	DIFF	TIME OF DAY
1 -			58.146	74.78	9.903	17:01:54.099
2 -			49.541	87.77	1.298	17:02:43.640
3 -			49.329	88.15	1.086	17:03:32.969
4 -			48.944	88.84	0.701	17:04:21.913
5 -			49.034	88.68	0.791	17:05:10.947
6 -			48.251 (2)	90.12	0.008	17:05:59.198
7 -			48.243 (1)	90.13		17:06:47.441
8 -			48.732 (3)	89.23	0.489	17:07:36.173
9 -			49.113	88.54	0.870	17:08:25.286
10 -			48.771	89.16	0.528	17:09:14.057

P23 114 C		Ricky MARTIN		Honda CBR1000RR - T.B.R Performance		
IDEAL LAP TIME : 50.797		BEST LAP TIME : 50.858		DIFFERENCE : 0.061		
LAP	SECTOR 1	SECTOR 2	LAP TIME	MPH	DIFF	TIME OF DAY
1 -		21.124	1:04.670	67.24	13.812	17:02:00.623
2 -	31.278	20.804	52.082	83.49	1.224	17:02:52.705
3 -	32.227	21.227	53.454	81.35	2.596	17:03:46.159
4 -	31.799	20.205	52.004	83.62	1.146	17:04:38.163
5 -	30.911	20.457	51.368 (3)	84.65	0.510	17:05:29.531
6 -	30.884	20.497	51.381	84.63	0.523	17:06:20.912
7 -	30.597	20.270	50.867 (2)	85.48	0.009	17:07:11.779
8 -	30.592	20.266	50.858 (1)	85.50		17:08:02.637
9 -	31.135	20.866	52.001	83.62	1.143	17:08:54.638
10 -	30.960	20.571	51.531	84.38	0.673	17:09:46.169

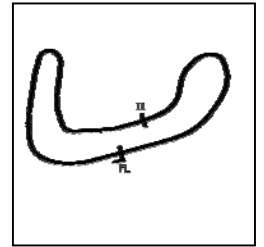
P24 143		Steve PALMER		Suzuki GSXR1000 K6 - 4C8/Mk1 Transit racing		
IDEAL LAP TIME : 48.784		BEST LAP TIME : 48.868		DIFFERENCE : 0.084		
LAP	SECTOR 1	SECTOR 2	LAP TIME	MPH	DIFF	TIME OF DAY
1 -		19.887	56.854	76.48	7.986	17:01:52.807
2 -	30.470	19.641	50.111	86.77	1.243	17:02:42.918
3 -	29.805	19.318	49.123	88.52	0.255	17:03:32.041
4 -	29.466	19.402	48.868 (1)	88.98		17:04:20.909
5 -	29.470	19.541	49.011 (2)	88.72	0.143	17:05:09.920
6 -	29.651	19.459	49.110	88.54	0.242	17:05:59.030
7 -	29.659	19.392	49.051 (3)	88.65	0.183	17:06:48.081
8 -	29.967	19.978	49.945	87.06	1.077	17:07:38.026

P25 47		Daryl DANCE		Yamaha YZF R1 - 2 brothers scaffolding		
IDEAL LAP TIME : 49.659		BEST LAP TIME : 49.695		DIFFERENCE : 0.036		
LAP	SECTOR 1	SECTOR 2	LAP TIME	MPH	DIFF	TIME OF DAY
1 -		20.019	57.916	75.08	8.221	17:01:53.869
2 -	30.125	19.774	49.899 (2)	87.14	0.204	17:02:43.768
3 -	30.296	19.879	50.175	86.66	0.480	17:03:33.943
4 -	30.161	19.534	49.695 (1)	87.50		17:04:23.638
5 -	30.150	19.760	49.910 (3)	87.12	0.215	17:05:13.548
6 -	30.307	19.701	50.008	86.95	0.313	17:06:03.556
7 -	30.300	19.861	50.161	86.69	0.466	17:06:53.717

Weather / Track : Cloudy / Dry

Brands Hatch Indy
 Circuit Length = 1.2079 miles
 Start: 17:00 Flag 17:13 End: 17:14

BMCRC - MRO Championships 2019 - Rnd 9 @ Brands Hatch Indy
Reactive Parts MRO Powerbikes inc Racebuykz.com Clubman 1000
RACE 20 - SECTOR ANALYSIS



SECTOR 1 = FL to I1, SECTOR 2 = I1 to FL, DIFF = Difference To Personal Best Lap, P = Crossed Finish Line in Pit Lane, D = Time Disallowed

P26 646 C		Sukhminder RAI		Yamaha R1 - Asian Sensation		
IDEAL LAP TIME : 53.152		BEST LAP TIME : 53.394		DIFFERENCE : 0.242		
LAP	SECTOR 1	SECTOR 2	LAP TIME	MPH	DIFF	TIME OF DAY
1 -		21.343	1:02.409	69.67	9.015	17:01:58.362
2 -	32.600	21.216	53.816	80.80	0.422	17:02:52.178
3 -	32.658	21.007	53.665	81.03	0.271	17:03:45.843
4 -	32.465	21.036	53.501	81.28	0.107	17:04:39.344
5 -	32.480	20.925	53.405 (2)	81.42	0.011	17:05:32.749
6 -	32.432	21.051	53.483 (3)	81.30	0.089	17:06:26.232
7 -	32.227	21.167	53.394 (1)	81.44		17:07:19.626

Weather / Track : Cloudy / Dry

Results can be found at www.tsl-timing.com

Page 9 of 9

Brands Hatch Indy
 Circuit Length = 1.2079 miles
 Start: 17:00 Flag 17:13 End: 17:14

Printed - 17:16 Sunday, 06 October 2019

BMCRC - MRO Championships 2019 - Rnd 9 @ Brands Hatch Indy

Reactive Parts MRO Powerbikes inc Racebuykz.com Clubman 1000

RACE 20 - BEST SECTORS

SECTOR 1			SECTOR 2			IDEAL / BEST COMPARISON						
POS	NO	NAME	TIME	NO	NAME	TIME	POS	NO	NAME	IDEAL	BEST	DIFF
									PERFECT LAP	47.860		
1	39	MORGAN	28.698	60	BAKER	19.162	1	39	MORGAN	47.909	47.936	0.027
2	60	BAKER	28.838	71	NORTON	19.163	2	60	BAKER	48.000	48.105	0.105
3	71	NORTON	28.974	29	BRIDGER	19.167	3	71	NORTON	48.137	48.144	0.007
4	29	BRIDGER	29.057	99	COLLINS	19.178	4	29	BRIDGER	48.224	48.246	0.022
5	98	DICKINSON	29.316	39	MORGAN	19.211	5	99	COLLINS	48.648	48.749	0.101
6	17	BAKER	29.421	76	BYARD	19.258	6	98	DICKINSON	48.659	48.714	0.055
7	212	SAVAGE	29.428	17	BAKER	19.288	7	17	BAKER	48.709	49.023	0.314
8	143	PALMER	29.466	143	PALMER	19.318	8	143	PALMER	48.784	48.868	0.084
9	99	COLLINS	29.470	98	DICKINSON	19.343	9	212	SAVAGE	48.814	48.871	0.057
10	76	BYARD	29.566	212	SAVAGE	19.386	10	76	BYARD	48.824	49.031	0.207
11	9	DIXON	29.778	47	DANCE	19.534	11	9	DIXON	49.361	49.644	0.283
12	35	CRESSWELL	29.951	9	DIXON	19.583	12	177	WARRINGTON	49.577	49.765	0.188
13	177	WARRINGTON	29.959	177	WARRINGTON	19.618	13	47	DANCE	49.659	49.695	0.036
14	83	SIGGS	29.997	24	SMITH	19.643	14	24	SMITH	49.699	49.948	0.249
15	24	SMITH	30.056	118	COYLE	19.863	15	83	SIGGS	49.879	49.879	0.000
16	47	DANCE	30.125	83	SIGGS	19.882	16	35	CRESSWELL	49.941	50.025	0.084
17	8	COUGHLAN	30.345	277	AVERRE	19.892	17	8	COUGHLAN	50.356	50.610	0.254
18	12	COMBRINCK	30.469	35	CRESSWELL	19.990	18	277	AVERRE	50.482	50.573	0.091
19	50	WELFORD	30.590	8	COUGHLAN	20.011	19	12	COMBRINCK	50.494	50.585	0.091
20	277	AVERRE	30.590	12	COMBRINCK	20.025	20	50	WELFORD	50.635	50.753	0.118
21	114	MARTIN	30.592	50	WELFORD	20.045	21	118	COYLE	50.640	50.821	0.181
22	6	SHAILER	30.746	6	SHAILER	20.062	22	114	MARTIN	50.797	50.858	0.061
23	118	COYLE	30.777	114	MARTIN	20.205	23	6	SHAILER	50.808	50.889	0.081
24	333	HOUGHTON	31.570	333	HOUGHTON	20.792	24	333	HOUGHTON	52.362	52.405	0.043
25	646	RAI	32.227	646	RAI	20.925	25	646	RAI	53.152	53.394	0.242
26							26	40	PATMORE		48.243	

Weather / Track : Cloudy / Dry

Results can be found at www.tsl-timing.com

Brands Hatch Indy
 Circuit Length = 1.2079 miles
 Start: 17:00 Flag 17:13 End: 17:14

Printed - 17:16 Sunday, 06 October 2019

BMCRC - MRO Championships 2019 - Rnd 9 @ Brands Hatch Indy
Reactive Parts MRO Powerbikes inc Racebuykz.com Clubman 1000
RACE 20 - STATISTICS

Competitors Started 26
Planned Start 2019-10-06 @ 16:35:00.000
Actual Start 2019-10-06 @ 17:00:55.952
Finish Time 2019-10-06 @ 17:13:11.095
Track Length 1.2079mi.
Total Laps 355
Total Distance Covered 428.8206mi.

Session Fastest Lap History

NO	CL	NAME	LAP TIME	TIME OF DAY	LAP	VEHICLE
29	C	Mark BRIDGER	49.006	17:02:40.077	2	Yamaha R1
60		Peter BAKER	48.990	17:02:41.532	2	Kawasaki ZX10R
29	C	Mark BRIDGER	48.549	17:03:28.626	3	Yamaha R1
71		Tom NORTON	48.433	17:03:28.782	3	Suzuki GSXR 1000
29	C	Mark BRIDGER	48.246	17:04:16.872	4	Yamaha R1
60		Peter BAKER	48.105	17:06:43.769	7	Kawasaki ZX10R
39	C	Max MORGAN	47.936	17:07:32.854	8	Kawasaki ZX10-RR

Session Leader History

NO	CL	NAME	FROM LAP	LAPS LED	DISTANCE	VEHICLE
29	C	Mark BRIDGER	1	9	10.87 miles	Yamaha R1
71		Tom NORTON	10	1	1.20 miles	Suzuki GSXR 1000
60		Peter BAKER	11	5	6.03 miles	Kawasaki ZX10R

Flag History

TYPE	TIME OF DAY
GREEN	17:00:55.952
FINISH	17:13:11.095

Flag Statistics

TYPE	COUNT	TOTAL LAPS	TOTAL TIME
Green	1	15	13:16.336
Red	0	0	0.000
Safety Car	0	0	0.000
FCY	0	0	0.000

Weather / Track : Cloudy / Dry

These results are provisional until the conclusion of any judicial and technical matters.

Brands Hatch Indy
 Circuit Length = 1.2079 miles
 Start: 17:00 Flag 17:13 End: 17:14

Clerk Of Course :	Timekeeper :
-------------------	--------------

BMCRC - MRO Championships 2019 - Rnd 9 @ Brands Hatch Indy
Reactive Parts MRO Powerbikes inc Racebuykz.com Clubman 1000
RACE 20 - STATISTICS

CLASS :

15 Starters

Fastest Lap History

NO	NAME	LAP TIME	TIME OF DAY	LAP	VEHICLE
71	Tom NORTON	49.012	17:02:40.348	2	Suzuki GSXR 1000
60	Peter BAKER	48.990	17:02:41.532	2	Kawasaki ZX10R
71	Tom NORTON	48.433	17:03:28.782	3	Suzuki GSXR 1000
71	Tom NORTON	48.412	17:04:17.194	4	Suzuki GSXR 1000
60	Peter BAKER	48.405	17:05:55.664	6	Kawasaki ZX10R
40	Aiden PATMORE	48.251	17:05:59.198	6	Kawasaki ZX10R
60	Peter BAKER	48.105	17:06:43.769	7	Kawasaki ZX10R

Leader History

NO	NAME	FROM LAP	LAPS LED	DISTANCE	VEHICLE
71	Tom NORTON	1	10	12.07 miles	Suzuki GSXR 1000
60	Peter BAKER	11	5	6.03 miles	Kawasaki ZX10R

Weather / Track : Cloudy / Dry

These results are provisional until the conclusion of any judicial and technical matters.

Brands Hatch Indy
 Circuit Length = 1.2079 miles
 Start: 17:00 Flag 17:13 End: 17:14

Clerk Of Course :		Timekeeper :
-------------------	--	--------------

BMCRC - MRO Championships 2019 - Rnd 9 @ Brands Hatch Indy
Reactive Parts MRO Powerbikes inc Racebuykz.com Clubman 1000
RACE 20 - STATISTICS

CLASS : C

11 Starters

Fastest Lap History

NO	NAME	LAP TIME	TIME OF DAY	LAP	VEHICLE
29	Mark BRIDGER	49.006	17:02:40.077	2	Yamaha R1
29	Mark BRIDGER	48.549	17:03:28.626	3	Yamaha R1
29	Mark BRIDGER	48.246	17:04:16.872	4	Yamaha R1
39	Max MORGAN	47.936	17:07:32.854	8	Kawasaki ZX10-RR

Leader History

NO	NAME	FROM LAP	LAPS LED	DISTANCE	VEHICLE
29	Mark BRIDGER	1	9	10.87 miles	Yamaha R1
39	Max MORGAN	10	6	7.24 miles	Kawasaki ZX10-RR

Weather / Track : Cloudy / Dry

These results are provisional until the conclusion of any judicial and technical matters.

Brands Hatch Indy
 Circuit Length = 1.2079 miles
 Start: 17:00 Flag 17:13 End: 17:14

Clerk Of Course :		Timekeeper :
-------------------	--	--------------

BMCRC-MRO Championships 2019



RKB-F1
MOTORSPORT

 **Breitenbach**
Rennsportbeläge

 **PAGID**
RACING
THE DIFFERENCE IN BRAKING

RKB / BMCRC F1 & F2 SIDECARS

Brands Hatch Indy Circuit

5th / 6th October 2019



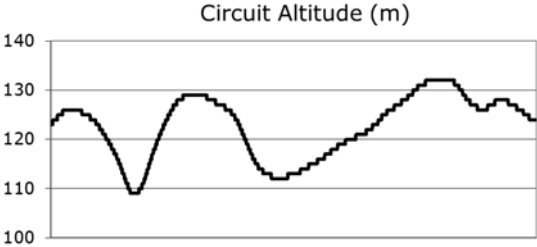
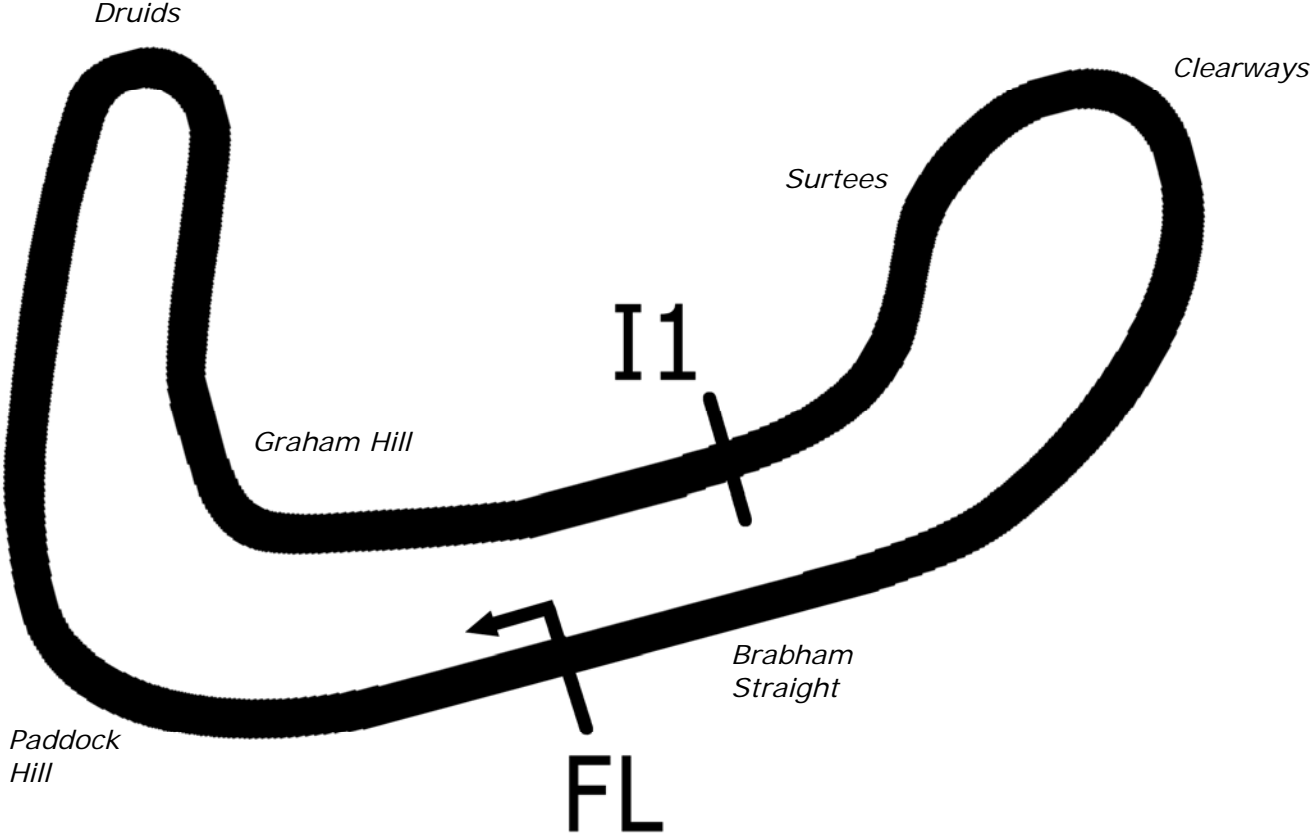
Results Provided by Timing Solutions Ltd
www.tsl-timing.com

Brands Hatch Indy



SPORTS TIMING

TIMING SOLUTIONS LTD



Length	1.2079 miles	1944.0 m	
FL		51.36032 N	0.26032 E
I1	1112m	51.35934 N	0.25955 E
Pit Entry	1669m	51.35911 N	0.25743 E
Pit Exit	26m after FL	51.36027 N	0.26078 E
Pit Entry–Pit Exit 277m, 16.6s @60kph, 12.4s @80kph			

BMCR - MRO Championships 2019 - Rnd 9 @ Brands Hatch Indy

RKB-BMCR F1 & F2 Sidecars

QUALIFYING - CLASSIFICATION



POS	NO	CL	PIC NAME	ENTRY	TIME	ON	LAPS	GAP	DIFF	MPH
1	137	F1	1 D KNIGHT / B HUGHES	LCR KAWASAKI -	53.036	12	12			81.99
2	991	F1	2 I GUY / R LAWRENCE	LCR SUZUKI -	54.193	4	6	1.157	1.157	80.24
3	136	F1	3 S EDWARDS / L EDWARDS	BMR SUZUKI - ECONOMY HEATING SERVICES	55.603	11	12	2.567	1.410	78.20
4	155	F2	1 M DIX / S PARKER	Shelbourne HONDA - APACHE DEVELOPEMENTS	55.922	7	9	2.886	0.319	77.76
5	37	F2	2 C MORPHET/ A HAYNES	LCR SUZUKI -	56.460	12	13	3.424	0.538	77.02
6	35	F2	3 S REEVES / P THOMAS	LCR Honda - Reeves Water Services	56.526	9	9	3.490	0.066	76.93
7	118	F1	4 J BICKNELL / P ENSOR	LCR KAWASAKI -	56.714	10	10	3.678	0.188	76.67
8	39	F2	4 B MOORE / A MOORE	Ireson HONDA - Lane Building Services Ltd	56.787	11	13	3.751	0.073	76.57
9	412	F1	5 G PETTIS / K PHILLIPS	RSR KTM 1190 - Performance technical	56.943	3	7	3.907	0.156	76.36
10	44	F2	5 A KING / A SIGSWORTH	Lumley Ireson HONDA - The Bell on the Common	56.972	3	4	3.936	0.029	76.32
11	31	F2	6 B MUNRO / O LAWRENCE	Shelbourne YAMAHA - Allbikes	56.974	5	8	3.938	0.002	76.32
12	121	F1	6 A LAWRENCE / K HUGHES	LCR YAMAHA -	57.315	4	5	4.279	0.341	75.87
13	73	F2	7 C GOODIER / M STONE	LCR SUZUKI - Rowtec Ltd	57.816	13	13	4.780	0.501	75.21
14	5	F2	8 B TAYLOR / R HART	LCR - Velocity V1	57.885	5	12	4.849	0.069	75.12
15	76	F2	9 A STREET / K CHARLESWORTH	MRE SUZUKI600 -	58.345	11	12	5.309	0.460	74.53
16	6	F2	10 M BELLABY / D GRISTWOOD	DDM SUZUKI - Gristwood & Toms	58.781	4	9	5.745	0.436	73.97
17	167	F2	11 W PETTMAN / B ROBINSON	Windle YAMAHA -	59.586	12	12	6.550	0.805	72.98
18	74	F1	7 JON RESTALL / JACK RESTALL	RCN YAMAHA -	59.639	10	10	6.603	0.053	72.91
19	67	F1	8 P JEFFREY / G WHEELER	Windle - MJP racing	1:00.065	11	11	7.029	0.426	72.39
20	46	F2	12 M SAUNDERS / D HODGSON	MS Racing HONDA -	1:00.077	5	6	7.041	0.012	72.38
21	24	F2	13 H BOELSMA / T VAN DER BURG	HONDA -	1:02.461	6	6	9.425	2.384	69.62

Weather / Track : Cloudy / Dry

These results are provisional until the conclusion of any judicial and technical matters.

Brands Hatch Indy

Circuit Length = 1.2079 miles

Start: 11:28 Flag 11:41 End: 11:42

Clerk Of Course :	Steward :	Timekeeper :
-------------------	-----------	--------------

Results can be found at www.tsl-timing.com

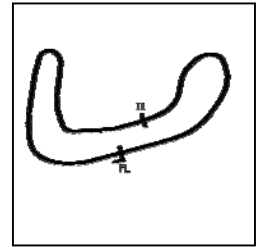
Printed - 11:48 Saturday, 05 October 2019



BMCR - MRO Championships 2019 - Rnd 9 @ Brands Hatch Indy

RKB-BMCR F1 & F2 Sidecars

QUALIFYING - SECTOR ANALYSIS



SECTOR 1 = FL to I1, SECTOR 2 = I1 to FL, DIFF = Difference To Personal Best Lap, P = Crossed Finish Line in Pit Lane, D = Time Disallowed

P1 137 F1		D KNIGHT / B HUGHES		LCR KAWASAKI -		
IDEAL LAP TIME : 52.988		BEST LAP TIME : 53.036		DIFFERENCE : 0.048		
LAP	SECTOR 1	SECTOR 2	LAP TIME	MPH	DIFF	TIME OF DAY
1 -	OUTLAP	22.467	1:01.630	70.55	8.594	11:31:06.309
2 -	33.243	21.784	55.027	79.02	1.991	11:32:01.336
3 -	32.376	21.315	53.691	80.99	0.655	11:32:55.027
4 -	33.298	21.997	55.295	78.64	2.259	11:33:50.322
5 -	32.199	21.684	53.883	80.70	0.847	11:34:44.205
6 -	32.032	21.421	53.453 (2)	81.35	0.417	11:35:37.658
7 -	32.198	21.908	54.106	80.37	1.070	11:36:31.764
8 -	32.849	22.085	54.934	79.16	1.898	11:37:26.698
9 -	33.260	21.446	54.706	79.49	1.670	11:38:21.404
10 -	32.475	21.961	54.436	79.88	1.400	11:39:15.840
11 -	31.801	21.658	53.459 (3)	81.34	0.423	11:40:09.299
12 -	31.673	21.363	53.036 (1)	81.99		11:41:02.335

P2 991 F1		I GUY / R LAWRENCE		LCR SUZUKI -		
IDEAL LAP TIME : 53.450		BEST LAP TIME : 54.193		DIFFERENCE : 0.743		
LAP	SECTOR 1	SECTOR 2	LAP TIME	MPH	DIFF	TIME OF DAY
1 -	36.507	23.520	1:00.027	72.44	5.834	11:30:30.770
2 -	33.595	22.531	56.126 (3)	77.47	1.933	11:31:26.896
3 -	33.547	21.826	55.373 (2)	78.53	1.180	11:32:22.269
4 -	31.853	22.340	54.193 (1)	80.24		11:33:16.462
5 -	31.624	28.720	1:00.344	72.06	6.151	11:34:16.806
6 -		IN PIT	51.654 P	84.18		11:35:08.460

P3 136 F1		S EDWARDS / L EDWARDS		BMR SUZUKI - ECONOMY HEATING SERVICES		
IDEAL LAP TIME : 55.583		BEST LAP TIME : 55.603		DIFFERENCE : 0.020		
LAP	SECTOR 1	SECTOR 2	LAP TIME	MPH	DIFF	TIME OF DAY
1 -	40.044	25.345	1:05.389	66.50	9.786	11:30:37.352
2 -	36.107	23.759	59.866	72.63	4.263	11:31:37.218
3 -	35.148	23.378	58.526	74.30	2.923	11:32:35.744
4 -	34.729	22.758	57.487	75.64	1.884	11:33:33.231
5 -	33.953	23.705	57.658	75.42	2.055	11:34:30.889
6 -	34.296	22.649	56.945	76.36	1.342	11:35:27.834
7 -	33.992	22.624	56.616	76.80	1.013	11:36:24.450
8 -	34.448	24.849	59.297	73.33	3.694	11:37:23.747
9 -	33.221	22.405	55.626 (2)	78.17	0.023	11:38:19.373
10 -	34.023	22.579	56.602	76.82	0.999	11:39:15.975
11 -	33.241	22.362	55.603 (1)	78.20		11:40:11.578
12 -	33.611	22.785	56.396 (3)	77.10	0.793	11:41:07.974

P4 155 F2		M DIX / S PARKER		Shelbourne HONDA - APACHE DEVELOPEMENTS		
IDEAL LAP TIME : 55.535		BEST LAP TIME : 55.922		DIFFERENCE : 0.387		
LAP	SECTOR 1	SECTOR 2	LAP TIME	MPH	DIFF	TIME OF DAY
1 -	37.617	23.813	1:01.430	70.78	5.508	11:30:19.389
2 -	34.811	22.570	57.381	75.78	1.459	11:31:16.770
3 -	34.265	22.846	57.111	76.14	1.189	11:32:13.881
4 -	34.193	22.139	56.332	77.19	0.410	11:33:10.213
5 -	33.464	22.639	56.103 (3)	77.51	0.181	11:34:06.316
6 -	33.816	23.174	56.990	76.30	1.068	11:35:03.306
7 -	33.444	22.478	55.922 (1)	77.76		11:35:59.228
8 -	33.702	22.344	56.046 (2)	77.58	0.124	11:36:55.274
9 -	33.396	23.936	57.332	75.84	1.410	11:37:52.606

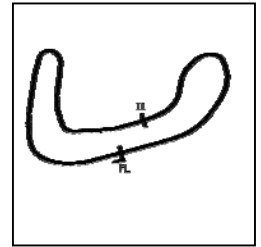
Weather / Track : Cloudy / Dry

Brands Hatch Indy
Circuit Length = 1.2079 miles
Start: 11:28 Flag 11:41 End: 11:42

BMCRC - MRO Championships 2019 - Rnd 9 @ Brands Hatch Indy

RKB-BMCRC F1 & F2 Sidecars

QUALIFYING - SECTOR ANALYSIS



SECTOR 1 = FL to I1, SECTOR 2 = I1 to FL, DIFF = Difference To Personal Best Lap, P = Crossed Finish Line in Pit Lane, D = Time Disallowed

P5 37 F2		C MORPHET/ A HAYNES		LCR SUZUKI -		
IDEAL LAP TIME : 56.460		BEST LAP TIME : 56.460		DIFFERENCE : 0.000		
LAP	SECTOR 1	SECTOR 2	LAP TIME	MPH	DIFF	TIME OF DAY
1 -	39.210	25.604	1:04.814	67.09	8.354	11:30:39.196
2 -	36.354	23.998	1:00.352	72.05	3.892	11:31:39.548
3 -	35.953	23.494	59.447	73.15	2.987	11:32:38.995
4 -	35.180	23.327	58.507	74.32	2.047	11:33:37.502
5 -	34.755	23.436	58.191	74.72	1.731	11:34:35.693
6 -	33.903	23.272	57.175	76.05	0.715	11:35:32.868
7 -	33.856	23.153	57.009	76.27	0.549	11:36:29.877
8 -	33.961	22.908	56.869 (3)	76.46	0.409	11:37:26.746
9 -	34.962	23.047	58.009	74.96	1.549	11:38:24.755
10 -	33.678	22.985	56.663 (2)	76.74	0.203	11:39:21.418
11 -	33.886	22.999	56.885	76.44	0.425	11:40:18.303
12 -	33.642	22.818	56.460 (1)	77.02		11:41:14.763
13 -	37.069	27.254	1:04.323	67.60	7.863	11:42:19.086

P6 35 F2		S REEVES / P THOMAS		LCR Honda - Reeves Water Services		
IDEAL LAP TIME : 56.520		BEST LAP TIME : 56.526		DIFFERENCE : 0.006		
LAP	SECTOR 1	SECTOR 2	LAP TIME	MPH	DIFF	TIME OF DAY
1 -	38.846	25.574	1:04.420	67.50	7.894	11:30:38.562
2 -	34.653	23.564	58.217	74.69	1.691	11:31:36.779
3 -	35.021	23.274	58.295	74.59	1.769	11:32:35.074
4 -	34.454	23.203	57.657	75.42	1.131	11:33:32.731
5 -	34.111	23.823	57.934	75.06	1.408	11:34:30.665
6 -	34.006	22.806	56.812 (3)	76.54	0.286	11:35:27.477
7 -	33.819	22.893	56.712 (2)	76.67	0.186	11:36:24.189
8 -	34.253	23.667	57.920	75.07	1.394	11:37:22.109
9 -	33.714	22.812	56.526 (1)	76.93		11:38:18.635

P7 118 F1		J BICKNELL / P ENSOR		LCR KAWASAKI -		
IDEAL LAP TIME : 55.899		BEST LAP TIME : 56.714		DIFFERENCE : 0.815		
LAP	SECTOR 1	SECTOR 2	LAP TIME	MPH	DIFF	TIME OF DAY
1 -	40.381	25.236	1:05.617	66.27	8.903	11:30:39.938
2 -	37.038	23.856	1:00.894	71.41	4.180	11:31:40.832
3 -	35.084	23.364	58.448	74.40	1.734	11:32:39.280
4 -	35.214	23.459	58.673	74.11	1.959	11:33:37.953
5 -	34.524	23.350	57.874	75.13	1.160	11:34:35.827
6 -	34.234	23.256	57.490 (3)	75.64	0.776	11:35:33.317
7 -	34.988	22.433	57.421 (2)	75.73	0.707	11:36:30.738
8 -	33.945	23.998	57.943	75.04	1.229	11:37:28.681
9 -	35.969	23.383	59.352	73.26	2.638	11:38:28.033
10 -	33.466	23.248	56.714 (1)	76.67		11:39:24.747

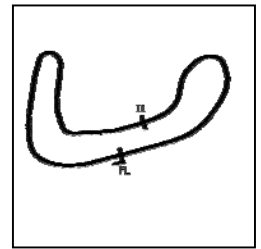
Weather / Track : Cloudy / Dry

Brands Hatch Indy
Circuit Length = 1.2079 miles
Start: 11:28 Flag 11:41 End: 11:42

BMCRC - MRO Championships 2019 - Rnd 9 @ Brands Hatch Indy

RKB-BMCRC F1 & F2 Sidecars

QUALIFYING - SECTOR ANALYSIS



SECTOR 1 = FL to I1, SECTOR 2 = I1 to FL, DIFF = Difference To Personal Best Lap, P = Crossed Finish Line in Pit Lane, D = Time Disallowed

P8 39 F2		B MOORE / A MOORE		Ireson HONDA - Lane Building Services Ltd			
IDEAL LAP TIME : 56.673		BEST LAP TIME : 56.787		DIFFERENCE : 0.114			
LAP	SECTOR 1	SECTOR 2	LAP TIME	MPH	DIFF	TIME OF DAY	
1 -	39.341	25.581	1:04.922	66.98	8.135	11:30:38.585	
2 -	36.239	24.058	1:00.297	72.11	3.510	11:31:38.882	
3 -	36.100	23.529	59.629	72.92	2.842	11:32:38.511	
4 -	34.804	23.281	58.085	74.86	1.298	11:33:36.596	
5 -	34.336	23.127	57.463	75.67	0.676	11:34:34.059	
6 -	33.772	23.204	56.976 (3)	76.32	0.189	11:35:31.035	
7 -	34.272	23.090	57.362	75.80	0.575	11:36:28.397	
8 -	33.986	23.072	57.058	76.21	0.271	11:37:25.455	
9 -	34.611	22.946	57.557	75.55	0.770	11:38:23.012	
10 -	33.805	23.059	56.864 (2)	76.47	0.077	11:39:19.876	
11 -	33.886	22.901	56.787 (1)	76.57		11:40:16.663	
12 -	33.897	23.129	57.026	76.25	0.239	11:41:13.689	
13 -	37.495	27.055	1:04.550	67.36	7.763	11:42:18.239	

P9 412 F1		G PETTIS / K PHILLIPS		RSR KTM 1190 - Performance technical			
IDEAL LAP TIME :		BEST LAP TIME : 56.943		DIFFERENCE :			
LAP	SECTOR 1	SECTOR 2	LAP TIME	MPH	DIFF	TIME OF DAY	
1 -			1:01.343	70.88	4.400	11:30:39.799	
2 -			59.171	73.49	2.228	11:31:38.970	
3 -			56.943 (1)	76.36		11:32:35.913	
4 -			58.025	74.94	1.082	11:33:33.938	
5 -			58.213	74.70	1.270	11:34:32.151	
6 -			57.470 (2)	75.66	0.527	11:35:29.621	
7 -			57.876 (3)	75.13	0.933	11:36:27.497	

P10 44 F2		A KING / A SIGSWORTH		Lumley Ireson HONDA - The Bell on the Common			
IDEAL LAP TIME : 56.972		BEST LAP TIME : 56.972		DIFFERENCE : 0.000			
LAP	SECTOR 1	SECTOR 2	LAP TIME	MPH	DIFF	TIME OF DAY	
1 -	37.979	24.057	1:02.036	70.09	5.064	11:30:23.090	
2 -	35.254	23.458	58.712 (3)	74.06	1.740	11:31:21.802	
3 -	33.913	23.059	56.972 (1)	76.32		11:32:18.774	
4 -	34.282	23.834	58.116 (2)	74.82	1.144	11:33:16.890	

P11 31 F2		B MUNRO / O LAWRENCE		Shelbourne YAMAHA - Allbikes			
IDEAL LAP TIME : 56.730		BEST LAP TIME : 56.974		DIFFERENCE : 0.244			
LAP	SECTOR 1	SECTOR 2	LAP TIME	MPH	DIFF	TIME OF DAY	
1 -	38.869	24.218	1:03.087	68.93	6.113	11:30:16.159	
2 -	34.629	23.579	58.208	74.70	1.234	11:31:14.367	
3 -	33.943	23.363	57.306	75.88	0.332	11:32:11.673	
4 -	34.288	23.064	57.352	75.82	0.378	11:33:09.025	
5 -	33.666	23.308	56.974 (1)	76.32		11:34:05.999	
6 -	33.906	23.432	57.338	75.84	0.364	11:35:03.337	
7 -	34.169	23.124	57.293 (2)	75.90	0.319	11:36:00.630	
8 -	34.036	23.264	57.300 (3)	75.89	0.326	11:36:57.930	

P12 121 F1		A LAWRENCE / K HUGHES		LCR YAMAHA -			
IDEAL LAP TIME : 57.092		BEST LAP TIME : 57.315		DIFFERENCE : 0.223			
LAP	SECTOR 1	SECTOR 2	LAP TIME	MPH	DIFF	TIME OF DAY	
1 -	38.609	23.897	1:02.506	69.57	5.191	11:30:31.493	
2 -	34.777	23.488	58.265 (2)	74.63	0.950	11:31:29.758	
3 -	35.003	23.642	58.645	74.15	1.330	11:32:28.403	
4 -	34.159	23.156	57.315 (1)	75.87		11:33:25.718	
5 -	33.936	24.331	58.267 (3)	74.63	0.952	11:34:23.985	

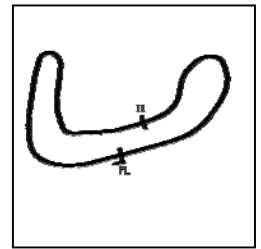
Weather / Track : Cloudy / Dry

Brands Hatch Indy
Circuit Length = 1.2079 miles
Start: 11:28 Flag 11:41 End: 11:42

BMCRC - MRO Championships 2019 - Rnd 9 @ Brands Hatch Indy

RKB-BMCRC F1 & F2 Sidecars

QUALIFYING - SECTOR ANALYSIS



SECTOR 1 = FL to I1, SECTOR 2 = I1 to FL, DIFF = Difference To Personal Best Lap, P = Crossed Finish Line in Pit Lane, D = Time Disallowed

P13 73 F2		C GOODIER / M STONE		LCR SUZUKI - Rowtec Ltd		
IDEAL LAP TIME : 57.671		BEST LAP TIME : 57.816		DIFFERENCE : 0.145		
LAP	SECTOR 1	SECTOR 2	LAP TIME	MPH	DIFF	TIME OF DAY
1 -	38.643	24.469	1:03.112	68.90	5.296	11:30:16.628
2 -	35.648	23.437	59.085	73.59	1.269	11:31:15.713
3 -	35.148	23.158	58.306	74.58	0.490	11:32:14.019
4 -	35.366	23.091	58.457	74.38	0.641	11:33:12.476
5 -	35.007	23.263	58.270	74.62	0.454	11:34:10.746
6 -	35.313	23.203	58.516	74.31	0.700	11:35:09.262
7 -	34.752	23.329	58.081 (3)	74.87	0.265	11:36:07.343
8 -	35.002	23.267	58.269	74.62	0.453	11:37:05.612
9 -	34.590	23.425	58.015 (2)	74.95	0.199	11:38:03.627
10 -	35.186	23.216	58.402	74.45	0.586	11:39:02.029
11 -	35.083	23.425	58.508	74.32	0.692	11:40:00.537
12 -	34.941	23.546	58.487	74.35	0.671	11:40:59.024
13 -	34.580	23.236	57.816 (1)	75.21		11:41:56.840

P14 5 F2		B TAYLOR / R HART		LCR - Velocity V1		
IDEAL LAP TIME : 57.672		BEST LAP TIME : 57.885		DIFFERENCE : 0.213		
LAP	SECTOR 1	SECTOR 2	LAP TIME	MPH	DIFF	TIME OF DAY
1 -	38.942	25.098	1:04.040	67.90	6.155	11:30:45.640
2 -	35.988	25.337	1:01.325	70.91	3.440	11:31:46.965
3 -	36.916	24.968	1:01.884	70.27	3.999	11:32:48.849
4 -	35.454	23.598	59.052	73.64	1.167	11:33:47.901
5 -	34.369	23.516	57.885 (1)	75.12		11:34:45.786
6 -	34.739	23.629	58.368 (3)	74.50	0.483	11:35:44.154
7 -	34.798	23.620	58.418	74.43	0.533	11:36:42.572
8 -	36.258	24.327	1:00.585	71.77	2.700	11:37:43.157
9 -	35.787	24.211	59.998	72.47	2.113	11:38:43.155
10 -	34.874	23.626	58.500	74.33	0.615	11:39:41.655
11 -	35.460	24.570	1:00.030	72.44	2.145	11:40:41.685
12 -	34.584	23.303	57.887 (2)	75.12	0.002	11:41:39.572

P15 76 F2		A STREET / K CHARLESWORTH		MRE SUZUKI600 -		
IDEAL LAP TIME : 57.902		BEST LAP TIME : 58.345		DIFFERENCE : 0.443		
LAP	SECTOR 1	SECTOR 2	LAP TIME	MPH	DIFF	TIME OF DAY
1 -	38.845	25.096	1:03.941	68.00	5.596	11:30:25.469
2 -	36.543	23.744	1:00.287	72.13	1.942	11:31:25.756
3 -	35.169	24.026	59.195	73.46	0.850	11:32:24.951
4 -	34.996	24.021	59.017	73.68	0.672	11:33:23.968
5 -	35.265	24.517	59.782	72.74	1.437	11:34:23.750
6 -	34.426	24.384	58.810 (3)	73.94	0.465	11:35:22.560
7 -	34.867	24.380	59.247	73.39	0.902	11:36:21.807
8 -	36.848	25.459	1:02.307	69.79	3.962	11:37:24.114
9 -	41.121	25.353	1:06.474	65.41	8.129	11:38:30.588
10 -	40.860	25.666	1:06.526	65.36	8.181	11:39:37.114
11 -	34.589	23.756	58.345 (1)	74.53		11:40:35.459
12 -	35.113	23.476	58.589 (2)	74.22	0.244	11:41:34.048

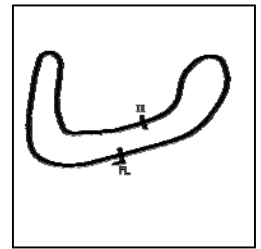
Weather / Track : Cloudy / Dry

Brands Hatch Indy
Circuit Length = 1.2079 miles
Start: 11:28 Flag 11:41 End: 11:42

BMCRC - MRO Championships 2019 - Rnd 9 @ Brands Hatch Indy

RKB-BMCRC F1 & F2 Sidecars

QUALIFYING - SECTOR ANALYSIS



SECTOR 1 = FL to I1, SECTOR 2 = I1 to FL, DIFF = Difference To Personal Best Lap, P = Crossed Finish Line in Pit Lane, D = Time Disallowed

P16 6 F2		M BELLABY / D GRISTWOOD		DDM SUZUKI - Gristwood & Toms		
IDEAL LAP TIME : 58.757		BEST LAP TIME : 58.781		DIFFERENCE : 0.024		
LAP	SECTOR 1	SECTOR 2	LAP TIME	MPH	DIFF	TIME OF DAY
1 -	37.067	23.914	1:00.981	71.31	2.200	11:30:19.202
2 -	35.697	24.100	59.797	72.72	1.016	11:31:18.999
3 -	35.039	23.915	58.954 (2)	73.76	0.173	11:32:17.953
4 -	34.940	23.841	58.781 (1)	73.97		11:33:16.734
5 -	36.215	23.931	1:00.146	72.30	1.365	11:34:16.880
6 -	34.916	24.242	59.158 (3)	73.50	0.377	11:35:16.038
7 -	35.561	23.907	59.468	73.12	0.687	11:36:15.506
8 -	35.187	24.066	59.253	73.39	0.472	11:37:14.759
9 -	35.273	24.189	59.462	73.13	0.681	11:38:14.221

P17 167 F2		W PETTMAN / B ROBINSON		Windle YAMAHA -		
IDEAL LAP TIME : 59.586		BEST LAP TIME : 59.586		DIFFERENCE : 0.000		
LAP	SECTOR 1	SECTOR 2	LAP TIME	MPH	DIFF	TIME OF DAY
1 -	39.981	25.672	1:05.653	66.23	6.067	11:30:24.979
2 -	37.216	24.889	1:02.105	70.02	2.519	11:31:27.084
3 -	36.419	24.922	1:01.341	70.89	1.755	11:32:28.425
4 -	36.528	24.544	1:01.072	71.20	1.486	11:33:29.497
5 -	36.662	24.753	1:01.415	70.80	1.829	11:34:30.912
6 -	37.221	24.621	1:01.842	70.31	2.256	11:35:32.754
7 -	36.057	24.687	1:00.744	71.58	1.158	11:36:33.498
8 -	36.074	24.911	1:00.985	71.30	1.399	11:37:34.483
9 -	35.773	24.420	1:00.193 (3)	72.24	0.607	11:38:34.676
10 -	36.243	24.398	1:00.641	71.71	1.055	11:39:35.317
11 -	35.767	24.109	59.876 (2)	72.62	0.290	11:40:35.193
12 -	35.620	23.966	59.586 (1)	72.98		11:41:34.779

P18 74 F1		JON RESTALL / JACK RESTALL		RCN YAMAHA -		
IDEAL LAP TIME : 59.601		BEST LAP TIME : 59.639		DIFFERENCE : 0.038		
LAP	SECTOR 1	SECTOR 2	LAP TIME	MPH	DIFF	TIME OF DAY
1 -	43.570	26.310	1:09.880	62.22	10.241	11:30:42.629
2 -	38.670	25.210	1:03.880	68.07	4.241	11:31:46.509
3 -	37.108	24.814	1:01.922	70.22	2.283	11:32:48.431
4 -	37.169	24.347	1:01.516	70.69	1.877	11:33:49.947
5 -	37.357	23.874	1:01.231	71.01	1.592	11:34:51.178
6 -	40.349	IN PIT	1:52.027 P	38.81	52.388	11:36:43.205
7 -	OUTLAP	24.696	1:09.354	62.70	9.715	11:37:52.559
8 -	36.613	23.826	1:00.439 (3)	71.95	0.800	11:38:52.998
9 -	36.069	23.588	59.657 (2)	72.89	0.018	11:39:52.655
10 -	36.013	23.626	59.639 (1)	72.91		11:40:52.294

P19 67 F1		P JEFFREY / G WHEELER		Windle - MJP racing		
IDEAL LAP TIME : 1:00.065		BEST LAP TIME : 1:00.065		DIFFERENCE : 0.000		
LAP	SECTOR 1	SECTOR 2	LAP TIME	MPH	DIFF	TIME OF DAY
1 -	43.816	27.649	1:11.465	60.84	11.400	11:31:02.326
2 -	41.329	26.563	1:07.892	64.05	7.827	11:32:10.218
3 -	39.678	26.024	1:05.702	66.18	5.637	11:33:15.920
4 -	38.407	24.592	1:02.999	69.02	2.934	11:34:18.919
5 -	36.874	24.278	1:01.152 (2)	71.11	1.087	11:35:20.071
6 -	37.073	24.330	1:01.403 (3)	70.82	1.338	11:36:21.474
7 -	36.782	25.355	1:02.137	69.98	2.072	11:37:23.611
8 -	40.038	25.926	1:05.964	65.92	5.899	11:38:29.575
9 -	41.445	26.338	1:07.783	64.15	7.718	11:39:37.358
10 -	39.440	26.460	1:05.900	65.98	5.835	11:40:43.258
11 -	36.070	23.995	1:00.065 (1)	72.39		11:41:43.323

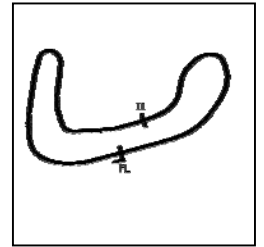
Weather / Track : Cloudy / Dry

Brands Hatch Indy
Circuit Length = 1.2079 miles
Start: 11:28 Flag 11:41 End: 11:42

BMCRC - MRO Championships 2019 - Rnd 9 @ Brands Hatch Indy

RKB-BMCRC F1 & F2 Sidecars

QUALIFYING - SECTOR ANALYSIS



SECTOR 1 = FL to I1, SECTOR 2 = I1 to FL, DIFF = Difference To Personal Best Lap, P = Crossed Finish Line in Pit Lane, D = Time Disallowed

P20 46 F2		M SAUNDERS / D HODGSON		MS Racing HONDA -		
IDEAL LAP TIME : 59.826		BEST LAP TIME : 1:00.077		DIFFERENCE : 0.251		
LAP	SECTOR 1	SECTOR 2	LAP TIME	MPH	DIFF	TIME OF DAY
1 -	36.599	24.780	1:01.379	70.84	1.302	11:30:51.876
2 -	35.886	24.272	1:00.158 (2)	72.28	0.081	11:31:52.034
3 -	36.264	24.238	1:00.502	71.87	0.425	11:32:52.536
4 -	35.876	24.341	1:00.217 (3)	72.21	0.140	11:33:52.753
5 -	35.988	24.089	1:00.077 (1)	72.38		11:34:52.830
6 -	37.996	24.232	1:02.228	69.88	2.151	11:35:55.058

P21 24 F2		H BOELSMA / T VAN DER BURG		HONDA -		
IDEAL LAP TIME : 1:02.373		BEST LAP TIME : 1:02.461		DIFFERENCE : 0.088		
LAP	SECTOR 1	SECTOR 2	LAP TIME	MPH	DIFF	TIME OF DAY
1 -	42.551	28.413	1:10.964	61.27	8.503	11:30:41.145
2 -	39.777	25.811	1:05.588	66.30	3.127	11:31:46.733
3 -	38.310	25.426	1:03.736 (3)	68.22	1.275	11:32:50.469
4 -	38.290	25.522	1:03.812	68.14	1.351	11:33:54.281
5 -	37.326	25.200	1:02.526 (2)	69.54	0.065	11:34:56.807
6 -	37.173	25.288	1:02.461 (1)	69.62		11:35:59.268

BMCRC - MRO Championships 2019 - Rnd 9 @ Brands Hatch Indy

RKB-BMCRC F1 & F2 Sidecars

QUALIFYING - BEST SECTORS

SECTOR 1			SECTOR 2			IDEAL / BEST COMPARISON						
POS	NO	NAME	TIME	NO	NAME	TIME	POS	NO	NAME	IDEAL	BEST	DIFF
									PERFECT LAP	52.939		
1	991	I GUY / R LAWRENCE	31.624	137	D KNIGHT / B HUGHES	21.315	1	137	D KNIGHT / B HUGHES	52.988	53.036	0.048
2	137	D KNIGHT / B HUGHES	31.673	991	I GUY / R LAWRENCE	21.826	2	991	I GUY / R LAWRENCE	53.450	54.193	0.743
3	136	S EDWARDS / L EDWARDS	33.221	155	M DIX / S PARKER	22.139	3	155	M DIX / S PARKER	55.535	55.922	0.387
4	155	M DIX / S PARKER	33.396	136	S EDWARDS / L EDWARDS	22.362	4	136	S EDWARDS / L EDWARDS	55.583	55.603	0.020
5	118	J BICKNELL / P ENSOR	33.466	118	J BICKNELL / P ENSOR	22.433	5	118	J BICKNELL / P ENSOR	55.899	56.714	0.815
6	37	C MORPHET / A HAYNES	33.642	35	S REEVES / P THOMAS	22.806	6	37	C MORPHET / A HAYNES	56.460	56.460	0.000
7	31	B MUNRO / O LAWRENCE	33.666	37	C MORPHET / A HAYNES	22.818	7	35	S REEVES / P THOMAS	56.520	56.526	0.006
8	35	S REEVES / P THOMAS	33.714	39	B MOORE / A MOORE	22.901	8	39	B MOORE / A MOORE	56.673	56.787	0.114
9	39	B MOORE / A MOORE	33.772	44	A KING / A SIGSWORTH	23.059	9	31	B MUNRO / O LAWRENCE	56.730	56.974	0.244
10	44	A KING / A SIGSWORTH	33.913	31	B MUNRO / O LAWRENCE	23.064	10	44	A KING / A SIGSWORTH	56.972	56.972	0.000
11	121	A LAWRENCE / K HUGHES	33.936	73	C GOODIER / M STONE	23.091	11	121	A LAWRENCE / K HUGHES	57.092	57.315	0.223
12	5	B TAYLOR / R HART	34.369	121	A LAWRENCE / K HUGHES	23.156	12	73	C GOODIER / M STONE	57.671	57.816	0.145
13	76	A STREET / K CHARLESWORTH	34.426	5	B TAYLOR / R HART	23.303	13	5	B TAYLOR / R HART	57.672	57.885	0.213
14	73	C GOODIER / M STONE	34.580	76	A STREET / K CHARLESWORTH	23.476	14	76	A STREET / K CHARLESWORTH	57.902	58.345	0.443
15	6	M BELLABY / D GRISTWOOD	34.916	74	JON RESTALL / JACK RESTALL	23.588	15	6	M BELLABY / D GRISTWOOD	58.757	58.781	0.024
16	167	W PETTMAN / B ROBINSON	35.620	6	M BELLABY / D GRISTWOOD	23.841	16	167	W PETTMAN / B ROBINSON	59.586	59.586	0.000
17	46	M SAUNDERS / D HODGSON	35.737	167	W PETTMAN / B ROBINSON	23.966	17	74	JON RESTALL / JACK RESTALL	59.601	59.639	0.038
18	74	JON RESTALL / JACK RESTALL	36.013	67	P JEFFREY / G WHEELER	23.995	18	46	M SAUNDERS / D HODGSON	59.826	1:00.077	0.251
19	67	P JEFFREY / G WHEELER	36.070	46	M SAUNDERS / D HODGSON	24.089	19	67	P JEFFREY / G WHEELER	1:00.065	1:00.065	0.000
20	24	H BOELSMA / T VAN DER BUF	37.173	24	H BOELSMA / T VAN DER BUF	25.200	20	24	H BOELSMA / T VAN DER BUF	1:02.373	1:02.461	0.088
21							21	412	G PETTIS / K PHILLIPS		56.943	

Weather / Track : Cloudy / Dry

Results can be found at www.tsl-timing.com

Brands Hatch Indy
 Circuit Length = 1.2079 miles
 Start: 11:28 Flag 11:41 End: 11:42

Printed - 11:54 Saturday, 05 October 2019

BMCRC - MRO Championships 2019 - Rnd 9 @ Brands Hatch Indy

RKB-BMCRC F1 & F2 Sidecars

QUALIFYING - STATISTICS

Competitors Started 21
Planned Start 2019-10-05 @ 11:15:00.000
Actual Start 2019-10-05 @ 11:28:40.147
Finish Time 2019-10-05 @ 11:41:20.618
Track Length 1.2079mi.
Total Laps 199
Total Distance Covered 240.3811mi.

Session Fastest Lap History

NO	CL	NAME	LAP TIME	TIME OF DAY	LAP	VEHICLE
31	F2	B MUNRO / O LAWRENCE	1:03.087	11:30:16.183	1	Shelbourne YAMAHA
6	F2	M BELLABY / D GRISTWOOD	1:00.981	11:30:19.223	1	DDM SUZUKI
991	F1	I GUY / R LAWRENCE	1:00.027	11:30:30.788	1	LCR SUZUKI
31	F2	B MUNRO / O LAWRENCE	58.208	11:31:14.392	2	Shelbourne YAMAHA
155	F2	M DIX / S PARKER	57.381	11:31:16.797	2	Shelbourne HONDA
991	F1	I GUY / R LAWRENCE	56.126	11:31:26.911	2	LCR SUZUKI
137	F1	D KNIGHT / B HUGHES	55.027	11:32:01.352	2	LCR KAWASAKI
137	F1	D KNIGHT / B HUGHES	53.691	11:32:55.043	3	LCR KAWASAKI
137	F1	D KNIGHT / B HUGHES	53.453	11:35:37.674	6	LCR KAWASAKI
137	F1	D KNIGHT / B HUGHES	53.036	11:41:02.351	12	LCR KAWASAKI

Flag History

TYPE	TIME OF DAY
GREEN	11:28:40.147
FINISH	11:41:20.618

Flag Statistics

TYPE	COUNT	TOTAL LAPS	TOTAL TIME
Green	1	13	13:41.576
Red	0	0	0.000
Safety Car	0	0	0.000
FCY	0	0	0.000

Weather / Track : Cloudy / Dry

These results are provisional until the conclusion of any judicial and technical matters.

Brands Hatch Indy

Circuit Length = 1.2079 miles

Start: 11:28 Flag 11:41 End: 11:42

Clerk Of Course :

Timekeeper :

BMCRC - MRO Championships 2019 - Rnd 9 @ Brands Hatch Indy

RKB-BMCRC F1 & F2 Sidecars

QUALIFYING - STATISTICS

CLASS : F1

8 Starters

Fastest Lap History

NO	NAME	LAP TIME	TIME OF DAY	LAP	VEHICLE
991	I GUY / R LAWRENCE	1:00.027	11:30:30.788	1	LCR SUZUKI
991	I GUY / R LAWRENCE	56.126	11:31:26.911	2	LCR SUZUKI
137	D KNIGHT / B HUGHES	55.027	11:32:01.352	2	LCR KAWASAKI
137	D KNIGHT / B HUGHES	53.691	11:32:55.043	3	LCR KAWASAKI
137	D KNIGHT / B HUGHES	53.453	11:35:37.674	6	LCR KAWASAKI
137	D KNIGHT / B HUGHES	53.036	11:41:02.351	12	LCR KAWASAKI

Weather / Track : Cloudy / Dry

These results are provisional until the conclusion of any judicial and technical matters.

Brands Hatch Indy

Circuit Length = 1.2079 miles

Start: 11:28 Flag 11:41 End: 11:42

Clerk Of Course :

Timekeeper :

BMCRC - MRO Championships 2019 - Rnd 9 @ Brands Hatch Indy

RKB-BMCRC F1 & F2 Sidecars

QUALIFYING - STATISTICS

CLASS : F2

13 Starters

Fastest Lap History

NO	NAME	LAP TIME	TIME OF DAY	LAP	VEHICLE
31	B MUNRO / O LAWRENCE	1:03.087	11:30:16.183	1	Shelbourne YAMAHA
6	M BELLABY / D GRISTWOOD	1:00.981	11:30:19.223	1	DDM SUZUKI
31	B MUNRO / O LAWRENCE	58.208	11:31:14.392	2	Shelbourne YAMAHA
155	M DIX / S PARKER	57.381	11:31:16.797	2	Shelbourne HONDA
31	B MUNRO / O LAWRENCE	57.306	11:32:11.698	3	Shelbourne YAMAHA
155	M DIX / S PARKER	57.111	11:32:13.908	3	Shelbourne HONDA
44	A KING / A SIGSWORTH	56.972	11:32:18.809	3	Lumley Ireson HONDA
155	M DIX / S PARKER	56.332	11:33:10.241	4	Shelbourne HONDA
155	M DIX / S PARKER	56.103	11:34:06.343	5	Shelbourne HONDA
155	M DIX / S PARKER	55.922	11:35:59.255	7	Shelbourne HONDA

Weather / Track : Cloudy / Dry

These results are provisional until the conclusion of any judicial and technical matters.

Brands Hatch Indy

Circuit Length = 1.2079 miles

Start: 11:28 Flag 11:41 End: 11:42

Clerk Of Course :

Timekeeper :

BMCRC - MRO Championships 2019 - Rnd 9 @ Brands Hatch Indy

RKB-BMCRC F1 & F2 Sidecars

RACE 11 - GRID (10 Laps)



ROW 11			1:02.461	21	24 H BOELSMA / T VAN DER BURG			
ROW 10	1:00.077	20	46 M SAUNDERS / D HODGSON	1:00.065	19	67 P JEFFREY / G WHEELER		
ROW 9			59.639	18	74 JON RESTALL / JACK RESTALL	59.586	17	167 W PETTMAN / B ROBINSON
ROW 8	58.781	16	6 M BELLABY / D GRISTWOOD	58.345	15	76 A STREET / K CHARLESWORTH		
ROW 7			57.885	14	5 B TAYLOR / R HART	57.816	13	73 C GOODIER / M STONE
ROW 6	57.315	12	121 A LAWRENCE / K HUGHES	56.974	11	31 B MUNRO / O LAWRENCE		
ROW 5			56.972	10	44 A KING / A SIGSWORTH	56.943	9	412 G PETTIS / K PHILLIPS
ROW 4	56.787	8	39 B MOORE / A MOORE	56.714	7	118 J BICKNELL / P ENSOR		
ROW 3			56.526	6	35 S REEVES / P THOMAS	56.460	5	37 C MORPHET/ A HAYNES
ROW 2	55.922	4	155 M DIX / S PARKER	55.603	3	136 S EDWARDS / L EDWARDS		
ROW 1			54.193	2	991 I GUY / R LAWRENCE	53.036	1	137 D KNIGHT / B HUGHES
Pole								

Brands Hatch Indy
Circuit Length = 1.2079 miles

These results are provisional until the conclusion of any judicial and technical matters.

Clerk Of Course :	Steward :	Timekeeper :
-------------------	-----------	--------------

Results can be found at www.tsl-timing.com

Printed - 11:53 Saturday, 05 October 2019



BMCRC - MRO Championships 2019 - Rnd 9 @ Brands Hatch Indy

RKB-BMCRC F1 & F2 Sidecars

RACE 11 - CLASSIFICATION



POS	NO	CL	PIC NAME	ENTRY	LAPS	TIME	GAP	DIFF	MPH	BEST	ON
1	991	F1	1 I GUY / R LAWRENCE	LCR SUZUKI -	10	9:03.808			79.96	52.285	4
2	137	F1	2 D KNIGHT / B HUGHES	LCR KAWASAKI -	10	9:08.809	5.001	5.001	79.23	53.403	7
3	155	F2	1 M DIX / S PARKER	Shelbourne HONDA - APACHE DEVEOLPEMENTS	10	9:24.738	20.930	15.929	77.00	55.081	4
4	136	F1	3 S EDWARDS / L EDWARDS	BMR SUZUKI - ECONOMY HEATING SERVICES	10	9:26.410	22.602	1.672	76.77	54.482	10
5	44	F2	2 A KING / A SIGSWORTH	Lumley Ireson HONDA - The Bell on the Common	10	9:30.023	26.215	3.613	76.28	55.306	9
6	39	F2	3 B MOORE / A MOORE	Ireson HONDA - Lane Building Services Ltd	10	9:31.623	27.815	1.600	76.07	55.621	7
7	37	F2	4 C MORPHET/ A HAYNES	LCR SUZUKI -	10	9:31.656	27.848	0.033	76.07	55.754	10
8	35	F2	5 S REEVES / P THOMAS	LCR Honda - Reeves Water Services	10	9:39.748	35.940	8.092	75.00	56.257	10
9	31	F2	6 B MUNRO / O LAWRENCE	Shelbourne YAMAHA - Allbikes	10	9:39.822	36.014	0.074	74.99	56.367	6
10	73	F2	7 C GOODIER / M STONE	LCR SUZUKI - Rowtec Ltd	10	9:44.654	40.846	4.832	74.37	56.982	6
11	412	F1	4 G PETTIS / K PHILLIPS	RSR KTM 1190 - Performance technical	10	9:58.447	54.639	13.793	72.66	57.625	10
12	6	F2	8 M BELLABY / D GRISTWOOD	DDM SUZUKI - Gristwood & Toms	10	10:00.743	56.935	2.296	72.38	58.481	7
13	76	F2	9 A STREET / K CHARLESWORTH	MRE SUZUKI600 -	10	10:00.838	57.030	0.095	72.37	57.745	6
14	5	F2	10 B TAYLOR / R HART	LCR - Velocity V1	10	10:01.386	57.578	0.548	72.30	58.163	10
15	46	F2	11 M SAUNDERS / D HODGSON	MS Racing HONDA -	9	9:06.979	1 Lap	1 Lap	71.55	58.659	9
16	167	F2	12 W PETTMAN / B ROBINSON	Windle YAMAHA -	9	9:08.395	1 Lap	1.416	71.36	58.983	7
17	74	F1	5 JON RESTALL / JACK RESTALL	RCN YAMAHA -	9	9:22.658	1 Lap	14.263	69.55	1:00.626	6
18	24	F2	13 H BOELSMA / T VAN DER BURG	HONDA -	9	9:25.090	1 Lap	2.432	69.25	1:00.996	9

NOT CLASSIFIED

DNF	118	F1	J BICKNELL / P ENSOR	LCR KAWASAKI -	6	6:44.503	4 Laps	3 Laps	64.50	55.901	3
DNF	67	F1	P JEFFREY / G WHEELER	Windle - MJP racing	3	3:19.012	7 Laps	3 Laps	65.55	1:02.076	2

FASTEST LAP

991	F1	I GUY / R LAWRENCE	LCR SUZUKI -	4	52.285	83.17 mph	133.85 kph
155	F2	M DIX / S PARKER	Shelbourne HONDA - APACHE DEVEOLPEMENTS	4	55.081	78.94 mph	127.05 kph

Class F1 - 92.5% of Race Speed = 73.96 mph

Class F2 - 92.5% of Race Speed = 71.22 mph

Brands Hatch Indy

Circuit Length = 1.2079 miles

Start: 15:44 Flag 15:53 End: 15:54

Weather / Track : Cloudy / Dry

These results are provisional until the conclusion of any judicial and technical matters.

Clerk Of Course :	Steward :	Timekeeper :
-------------------	-----------	--------------

Results can be found at www.tsl-timing.com

Printed - 15:55 Saturday, 05 October 2019



BMCRC - MRO Championships 2019 - Rnd 9 @ Brands Hatch Indy

RKB-BMCRC F1 & F2 Sidecars

RACE 11 - LAP CHART

LAP 1 @ 15:45:05.014

NO	BEHIND	LAP TIME
137		1:01.591
991	0.120	1:01.711
155	2.332	1:03.923
37	3.139	1:04.730
136	3.352	1:04.943
39	3.490	1:05.081
44	3.695	1:05.286
35	4.696	1:06.287
73	5.124	1:06.715
31	6.502	1:08.093
412	6.549	1:08.140
6	7.702	1:09.293
46	7.942	1:09.533
5	8.322	1:09.913
76	8.685	1:10.276
24	10.064	1:11.655
167	10.253	1:11.844
74	10.430	1:12.021
67	11.216	1:12.807
118	16.105	1:17.696

LAP 2 @ 15:45:58.819

NO	BEHIND	LAP TIME
991		53.685
137	0.915	54.720
155	4.829	56.302
37	6.115	56.781
39	6.934	57.249
44	7.039	57.149
136	7.241	57.694
35	8.506	57.615
73	9.059	57.740
31	9.588	56.891
412	11.861	59.117
6	13.064	59.167
46	13.878	59.741
5	14.308	59.791
76	14.649	59.769
167	17.077	1:00.629
24	17.895	1:01.636
74	18.212	1:01.587
118	18.810	56.510
67	19.487	1:02.076

LAP 3 @ 15:46:51.159

NO	BEHIND	LAP TIME
991		52.340
137	2.603	54.028
155	8.273	55.784
37	10.071	56.296
44	10.845	56.146
136	11.331	56.430
39	11.515	56.921
35	14.149	57.983
73	14.463	57.744
31	14.891	57.643
412	18.601	59.080
6	19.602	58.878
5	20.821	58.853
46	21.421	59.883
76	21.577	59.268

Weather / Track : Cloudy / Dry

Results can be found at www.tsl-timing.com

118	22.371	55.901
167	24.727	59.990
74	27.325	1:01.453
24	27.358	1:01.803
67	31.276	1:04.129

LAP 4 @ 15:47:43.444

NO	BEHIND	LAP TIME
991		52.285
137	4.334	54.016
155	11.069	55.081
37	14.020	56.234
44	14.638	56.078
136	14.812	55.766
39	15.986	56.756
35	19.088	57.224
31	19.520	56.914
73	19.776	57.598
412	25.066	58.750
6	26.556	59.239
118	27.554	57.468
5	27.595	59.059
46	29.105	59.969
76	29.236	59.944
167	32.114	59.672
24	36.728	1:01.655
74	36.946	1:01.906

LAP 5 @ 15:48:35.781

NO	BEHIND	LAP TIME
991		52.337
137	5.867	53.870
155	14.376	55.644
37	17.451	55.768
136	17.832	55.357
44	18.633	56.332
39	19.730	56.081
31	23.700	56.517
35	24.073	57.322
73	24.920	57.481
412	32.077	59.348
6	34.202	59.983
5	35.509	1:00.251
76	35.681	58.782
46	36.623	59.855
167	39.108	59.331
74	46.221	1:01.612
24	46.519	1:02.128

LAP 6 @ 15:49:30.994

NO	BEHIND	LAP TIME
991		55.213
137	4.239	53.585
118	1 Lap	1:28.258
155	14.657	55.494
136	17.863	55.244
37	17.997	55.759
44	19.170	55.750
39	20.331	55.814
31	24.854	56.367
35	25.714	56.854
73	26.689	56.982
412	36.122	59.258

6	37.622	58.633
76	38.213	57.745
5	39.293	58.997
46	40.740	59.330
167	43.113	59.218
74	51.634	1:00.626

LAP 7 @ 15:50:23.867

NO	BEHIND	LAP TIME
991		52.873
24	1 Lap	1:02.117
137	4.769	53.403
155	17.295	55.511
136	21.782	56.792
37	22.013	56.889
44	22.418	56.121
39	23.079	55.621
118	1 Lap	1:08.670
31	28.587	56.606
35	29.903	57.062
73	31.467	57.651
412	42.259	59.010
6	43.230	58.481
76	43.410	58.070
5	44.791	58.371
46	47.640	59.773
167	49.223	58.983

LAP 8 @ 15:51:16.806

NO	BEHIND	LAP TIME
991		52.939
137	6.005	54.175
74	1 Lap	1:00.984
24	1 Lap	1:01.051
155	19.444	55.088
136	23.851	55.008
44	25.872	56.393
37	26.379	57.305
39	26.507	56.367
31	32.938	57.290
35	33.827	56.863
73	35.707	57.179
412	48.404	59.084
6	49.348	59.057
76	49.439	58.968
5	50.452	58.600

LAP 9 @ 15:52:09.806

NO	BEHIND	LAP TIME
991		53.000
46	1 Lap	1:00.236
167	1 Lap	59.286
137	6.506	53.501
74	1 Lap	1:01.584
24	1 Lap	1:02.049
155	22.841	56.397
136	25.545	54.694
44	28.178	55.306
39	29.276	55.769
37	29.519	56.140
31	36.501	56.563
35	37.108	56.281
73	40.770	58.063

412	54.439	59.035
6	55.733	59.385
76	55.903	59.464
5	56.840	59.388

LAP 10 @ 15:53:07.231

NO	BEHIND	LAP TIME
991		57.425
46	1 Lap	58.659
167	1 Lap	59.442
137	5.001	55.920
74	1 Lap	1:00.885
155	20.930	55.514
24	1 Lap	1:00.996
136	22.602	54.482
44	26.215	55.462
39	27.815	55.964
37	27.848	55.754
35	35.940	56.257
31	36.014	56.938
73	40.846	57.501
412	54.639	57.625
6	56.935	58.627
76	57.030	58.552
5	57.578	58.163

Brands Hatch Indy

Circuit Length = 1.2079 miles

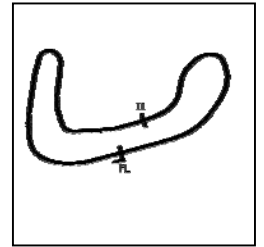
Start: 15:44 Flag 15:53 End: 15:54

Printed - 15:59 Saturday, 05 October 2019

BMCRC - MRO Championships 2019 - Rnd 9 @ Brands Hatch Indy

RKB-BMCRC F1 & F2 Sidecars

RACE 11 - SECTOR ANALYSIS



SECTOR 1 = FL to I1, SECTOR 2 = I1 to FL, DIFF = Difference To Personal Best Lap, P = Crossed Finish Line in Pit Lane, D = Time Disallowed

P1 991 F1 I GUY / R LAWRENCE		LCR SUZUKI -				
IDEAL LAP TIME : 52.188		BEST LAP TIME : 52.285		DIFFERENCE : 0.097		
LAP	SECTOR 1	SECTOR 2	LAP TIME	MPH	DIFF	TIME OF DAY
1 -		22.181	1:01.711	70.46	9.426	15:45:05.134
2 -	32.239	21.446	53.685	81.00	1.400	15:45:58.819
3 -	31.264	21.076	52.340 (3)	83.08	0.055	15:46:51.159
4 -	31.227	21.058	52.285 (1)	83.17		15:47:43.444
5 -	31.132	21.205	52.337 (2)	83.08	0.052	15:48:35.781
6 -	31.514	23.699	55.213	78.76	2.928	15:49:30.994
7 -	31.493	21.380	52.873	82.24	0.588	15:50:23.867
8 -	31.841	21.098	52.939	82.14	0.654	15:51:16.806
9 -	31.130	21.870	53.000	82.04	0.715	15:52:09.806
10 -	32.082	25.343	57.425	75.72	5.140	15:53:07.231

P2 137 F1 D KNIGHT / B HUGHES		LCR KAWASAKI -				
IDEAL LAP TIME : 53.125		BEST LAP TIME : 53.403		DIFFERENCE : 0.278		
LAP	SECTOR 1	SECTOR 2	LAP TIME	MPH	DIFF	TIME OF DAY
1 -		22.215	1:01.591	70.60	8.188	15:45:05.014
2 -	32.874	21.846	54.720	79.47	1.317	15:45:59.734
3 -	32.445	21.583	54.028	80.48	0.625	15:46:53.762
4 -	32.330	21.686	54.016	80.50	0.613	15:47:47.778
5 -	31.988	21.882	53.870	80.72	0.467	15:48:41.648
6 -	31.807	21.778	53.585 (3)	81.15	0.182	15:49:35.233
7 -	32.069	21.334	53.403 (1)	81.42		15:50:28.636
8 -	32.151	22.024	54.175	80.26	0.772	15:51:22.811
9 -	31.791	21.710	53.501 (2)	81.28	0.098	15:52:16.312
10 -	32.610	23.310	55.920	77.76	2.517	15:53:12.232

P3 155 F2 M DIX / S PARKER		Shelbourne HONDA - APACHE DEVELOPEMENTS				
IDEAL LAP TIME : 54.973		BEST LAP TIME : 55.081		DIFFERENCE : 0.108		
LAP	SECTOR 1	SECTOR 2	LAP TIME	MPH	DIFF	TIME OF DAY
1 -		22.999	1:03.923	68.02	8.842	15:45:07.346
2 -	33.625	22.677	56.302	77.23	1.221	15:46:03.648
3 -	33.419	22.365	55.784	77.95	0.703	15:46:59.432
4 -	32.911	22.170	55.081 (1)	78.94		15:47:54.513
5 -	33.426	22.218	55.644	78.15	0.563	15:48:50.157
6 -	33.174	22.320	55.494 (3)	78.36	0.413	15:49:45.651
7 -	33.262	22.249	55.511	78.33	0.430	15:50:41.162
8 -	33.026	22.062	55.088 (2)	78.93	0.007	15:51:36.250
9 -	34.052	22.345	56.397	77.10	1.316	15:52:32.647
10 -	33.422	22.092	55.514	78.33	0.433	15:53:28.161

P4 136 F1 S EDWARDS / L EDWARDS		BMR SUZUKI - ECONOMY HEATING SERVICES				
IDEAL LAP TIME : 54.482		BEST LAP TIME : 54.482		DIFFERENCE : 0.000		
LAP	SECTOR 1	SECTOR 2	LAP TIME	MPH	DIFF	TIME OF DAY
1 -		23.338	1:04.943	66.95	10.461	15:45:08.366
2 -	34.809	22.885	57.694	75.37	3.212	15:46:06.060
3 -	33.806	22.624	56.430	77.06	1.948	15:47:02.490
4 -	33.283	22.483	55.766	77.97	1.284	15:47:58.256
5 -	33.253	22.104	55.357	78.55	0.875	15:48:53.613
6 -	33.161	22.083	55.244	78.71	0.762	15:49:48.857
7 -	32.827	23.965	56.792	76.57	2.310	15:50:45.649
8 -	32.870	22.138	55.008 (3)	79.05	0.526	15:51:40.657
9 -	32.596	22.098	54.694 (2)	79.50	0.212	15:52:35.351
10 -	32.580	21.902	54.482 (1)	79.81		15:53:29.833

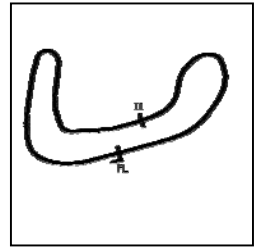
Weather / Track : Cloudy / Dry

Brands Hatch Indy
Circuit Length = 1.2079 miles
Start: 15:44 Flag 15:53 End: 15:54

BMCRC - MRO Championships 2019 - Rnd 9 @ Brands Hatch Indy

RKB-BMCRC F1 & F2 Sidecars

RACE 11 - SECTOR ANALYSIS



SECTOR 1 = FL to I1, SECTOR 2 = I1 to FL, DIFF = Difference To Personal Best Lap, P = Crossed Finish Line in Pit Lane, D = Time Disallowed

P5 44 F2 A KING / A SIGSWORTH		Lumley Ireson HONDA - The Bell on the Common				
IDEAL LAP TIME : 55.230		BEST LAP TIME : 55.306		DIFFERENCE : 0.076		
LAP	SECTOR 1	SECTOR 2	LAP TIME	MPH	DIFF	TIME OF DAY
1 -		22.649	1:05.286	66.60	9.980	15:45:08.709
2 -	34.432	22.717	57.149	76.09	1.843	15:46:05.858
3 -	33.397	22.749	56.146	77.45	0.840	15:47:02.004
4 -	33.555	22.523	56.078	77.54	0.772	15:47:58.082
5 -	33.605	22.727	56.332	77.19	1.026	15:48:54.414
6 -	33.208	22.542	55.750 (3)	78.00	0.444	15:49:50.164
7 -	33.274	22.847	56.121	77.48	0.815	15:50:46.285
8 -	33.862	22.531	56.393	77.11	1.087	15:51:42.678
9 -	33.084	22.222	55.306 (1)	78.62		15:52:37.984
10 -	33.008	22.454	55.462 (2)	78.40	0.156	15:53:33.446

P6 39 F2 B MOORE / A MOORE		Ireson HONDA - Lane Building Services Ltd				
IDEAL LAP TIME : 55.558		BEST LAP TIME : 55.621		DIFFERENCE : 0.063		
LAP	SECTOR 1	SECTOR 2	LAP TIME	MPH	DIFF	TIME OF DAY
1 -		22.982	1:05.081	66.81	9.460	15:45:08.504
2 -	34.354	22.895	57.249	75.95	1.628	15:46:05.753
3 -	33.889	23.032	56.921	76.39	1.300	15:47:02.674
4 -	33.894	22.862	56.756	76.61	1.135	15:47:59.430
5 -	33.551	22.530	56.081	77.54	0.460	15:48:55.511
6 -	33.061	22.753	55.814 (3)	77.91	0.193	15:49:51.325
7 -	33.044	22.577	55.621 (1)	78.18		15:50:46.946
8 -	33.624	22.743	56.367	77.14	0.746	15:51:43.313
9 -	33.255	22.514	55.769 (2)	77.97	0.148	15:52:39.082
10 -	33.166	22.798	55.964	77.70	0.343	15:53:35.046

P7 37 F2 C MORPHET/ A HAYNES		LCR SUZUKI -				
IDEAL LAP TIME : 55.432		BEST LAP TIME : 55.754		DIFFERENCE : 0.322		
LAP	SECTOR 1	SECTOR 2	LAP TIME	MPH	DIFF	TIME OF DAY
1 -		23.357	1:04.730	67.18	8.976	15:45:08.153
2 -	34.000	22.781	56.781	76.58	1.027	15:46:04.934
3 -	33.579	22.717	56.296	77.24	0.542	15:47:01.230
4 -	33.612	22.622	56.234	77.33	0.480	15:47:57.464
5 -	33.454	22.314	55.768 (3)	77.97	0.014	15:48:53.232
6 -	33.366	22.393	55.759 (2)	77.98	0.005	15:49:48.991
7 -	34.058	22.831	56.889	76.44	1.135	15:50:45.880
8 -	34.459	22.846	57.305	75.88	1.551	15:51:43.185
9 -	33.924	22.216	56.140	77.45	0.386	15:52:39.325
10 -	33.216	22.538	55.754 (1)	77.99		15:53:35.079

P8 35 F2 S REEVES / P THOMAS		LCR Honda - Reeves Water Services				
IDEAL LAP TIME : 55.968		BEST LAP TIME : 56.257		DIFFERENCE : 0.289		
LAP	SECTOR 1	SECTOR 2	LAP TIME	MPH	DIFF	TIME OF DAY
1 -		23.309	1:06.287	65.60	10.030	15:45:09.710
2 -	34.386	23.229	57.615	75.47	1.358	15:46:07.325
3 -	34.663	23.320	57.983	74.99	1.726	15:47:05.308
4 -	34.162	23.062	57.224	75.99	0.967	15:48:02.532
5 -	34.469	22.853	57.322	75.86	1.065	15:48:59.854
6 -	33.836	23.018	56.854 (3)	76.48	0.597	15:49:56.708
7 -	33.991	23.071	57.062	76.20	0.805	15:50:53.770
8 -	34.113	22.750	56.863	76.47	0.606	15:51:50.633
9 -	33.647	22.634	56.281 (2)	77.26	0.024	15:52:46.914
10 -	33.334	22.923	56.257 (1)	77.29		15:53:43.171

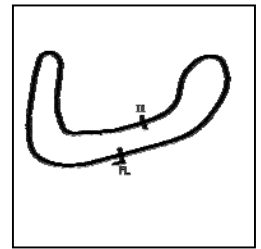
Weather / Track : Cloudy / Dry

Brands Hatch Indy
Circuit Length = 1.2079 miles
Start: 15:44 Flag 15:53 End: 15:54

BMCRC - MRO Championships 2019 - Rnd 9 @ Brands Hatch Indy

RKB-BMCRC F1 & F2 Sidecars

RACE 11 - SECTOR ANALYSIS



SECTOR 1 = FL to I1, SECTOR 2 = I1 to FL, DIFF = Difference To Personal Best Lap, P = Crossed Finish Line in Pit Lane, D = Time Disallowed

P9 31 F2		B MUNRO / O LAWRENCE		Shelbourne YAMAHA - Allbikes		
IDEAL LAP TIME : 56.101		BEST LAP TIME : 56.367		DIFFERENCE : 0.266		
LAP	SECTOR 1	SECTOR 2	LAP TIME	MPH	DIFF	TIME OF DAY
1 -		23.917	1:08.093	63.86	11.726	15:45:11.516
2 -	33.425	23.466	56.891	76.43	0.524	15:46:08.407
3 -	34.431	23.212	57.643	75.44	1.276	15:47:06.050
4 -	33.788	23.126	56.914	76.40	0.547	15:48:02.964
5 -	33.699	22.818	56.517 (2)	76.94	0.150	15:48:59.481
6 -	33.283	23.084	56.367 (1)	77.14		15:49:55.848
7 -	33.559	23.047	56.606	76.82	0.239	15:50:52.454
8 -	33.889	23.401	57.290	75.90	0.923	15:51:49.744
9 -	33.524	23.039	56.563 (3)	76.88	0.196	15:52:46.307
10 -	33.455	23.483	56.938	76.37	0.571	15:53:43.245

P10 73 F2		C GOODIER / M STONE		LCR SUZUKI - Rowtec Ltd		
IDEAL LAP TIME : 56.871		BEST LAP TIME : 56.982		DIFFERENCE : 0.111		
LAP	SECTOR 1	SECTOR 2	LAP TIME	MPH	DIFF	TIME OF DAY
1 -		23.658	1:06.715	65.18	9.733	15:45:10.138
2 -	34.592	23.148	57.740	75.31	0.758	15:46:07.878
3 -	34.336	23.408	57.744	75.30	0.762	15:47:05.622
4 -	34.505	23.093	57.598	75.49	0.616	15:48:03.220
5 -	34.533	22.948	57.481 (3)	75.65	0.499	15:49:00.701
6 -	33.923	23.059	56.982 (1)	76.31		15:49:57.683
7 -	34.363	23.288	57.651	75.42	0.669	15:50:55.334
8 -	34.214	22.965	57.179 (2)	76.05	0.197	15:51:52.513
9 -	34.867	23.196	58.063	74.89	1.081	15:52:50.576
10 -	34.423	23.078	57.501	75.62	0.519	15:53:48.077

P11 412 F1		G PETTIS / K PHILLIPS		RSR KTM 1190 - Performance technical		
IDEAL LAP TIME :		BEST LAP TIME : 57.625		DIFFERENCE :		
LAP	SECTOR 1	SECTOR 2	LAP TIME	MPH	DIFF	TIME OF DAY
1 -			1:08.140	63.81	10.515	15:45:11.563
2 -			59.117	73.55	1.492	15:46:10.680
3 -			59.080	73.60	1.455	15:47:09.760
4 -			58.750 (2)	74.01	1.125	15:48:08.510
5 -			59.348	73.27	1.723	15:49:07.858
6 -			59.258	73.38	1.633	15:50:07.116
7 -			59.010 (3)	73.69	1.385	15:51:06.126
8 -			59.084	73.60	1.459	15:52:05.210
9 -			59.035	73.66	1.410	15:53:04.245
10 -			57.625 (1)	75.46		15:54:01.870

P12 6 F2		M BELLABY / D GRISTWOOD		DDM SUZUKI - Gristwood & Toms		
IDEAL LAP TIME : 58.215		BEST LAP TIME : 58.481		DIFFERENCE : 0.266		
LAP	SECTOR 1	SECTOR 2	LAP TIME	MPH	DIFF	TIME OF DAY
1 -		24.910	1:09.293	62.75	10.812	15:45:12.716
2 -	35.352	23.815	59.167	73.49	0.686	15:46:11.883
3 -	34.981	23.897	58.878	73.85	0.397	15:47:10.761
4 -	35.192	24.047	59.239	73.40	0.758	15:48:10.000
5 -	36.022	23.961	59.983	72.49	1.502	15:49:09.983
6 -	34.650	23.983	58.633 (3)	74.16	0.152	15:50:08.616
7 -	34.916	23.565	58.481 (1)	74.35		15:51:07.097
8 -	35.240	23.817	59.057	73.63	0.576	15:52:06.154
9 -	35.330	24.055	59.385	73.22	0.904	15:53:05.539
10 -	34.951	23.676	58.627 (2)	74.17	0.146	15:54:04.166

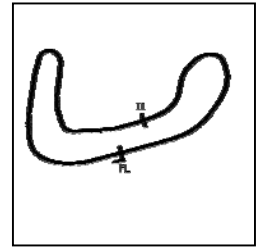
Weather / Track : Cloudy / Dry

Brands Hatch Indy
Circuit Length = 1.2079 miles
Start: 15:44 Flag 15:53 End: 15:54

BMCRC - MRO Championships 2019 - Rnd 9 @ Brands Hatch Indy

RKB-BMCRC F1 & F2 Sidecars

RACE 11 - SECTOR ANALYSIS



SECTOR 1 = FL to I1, SECTOR 2 = I1 to FL, DIFF = Difference To Personal Best Lap, P = Crossed Finish Line in Pit Lane, D = Time Disallowed

P13 76 F2		A STREET / K CHARLESWORTH		MRE SUZUKI600 -		
IDEAL LAP TIME : 57.708		BEST LAP TIME : 57.745		DIFFERENCE : 0.037		
LAP	SECTOR 1	SECTOR 2	LAP TIME	MPH	DIFF	TIME OF DAY
1 -		24.932	1:10.276	61.87	12.531	15:45:13.699
2 -	35.633	24.136	59.769	72.75	2.024	15:46:13.468
3 -	35.164	24.104	59.268	73.37	1.523	15:47:12.736
4 -	35.920	24.024	59.944	72.54	2.199	15:48:12.680
5 -	34.933	23.849	58.782	73.97	1.037	15:49:11.462
6 -	34.605	23.140	57.745 (1)	75.30		15:50:09.207
7 -	34.568	23.502	58.070 (2)	74.88	0.325	15:51:07.277
8 -	35.355	23.613	58.968	73.74	1.223	15:52:06.245
9 -	35.429	24.035	59.464	73.13	1.719	15:53:05.709
10 -	35.048	23.504	58.552 (3)	74.26	0.807	15:54:04.261

P14 5 F2		B TAYLOR / R HART		LCR - Velocity V1		
IDEAL LAP TIME : 58.123		BEST LAP TIME : 58.163		DIFFERENCE : 0.040		
LAP	SECTOR 1	SECTOR 2	LAP TIME	MPH	DIFF	TIME OF DAY
1 -		24.811	1:09.913	62.19	11.750	15:45:13.336
2 -	35.727	24.064	59.791	72.73	1.628	15:46:13.127
3 -	34.964	23.889	58.853	73.88	0.690	15:47:11.980
4 -	35.241	23.818	59.059	73.63	0.896	15:48:11.039
5 -	36.173	24.078	1:00.251	72.17	2.088	15:49:11.290
6 -	35.098	23.899	58.997	73.70	0.834	15:50:10.287
7 -	34.845	23.526	58.371 (2)	74.49	0.208	15:51:08.658
8 -	34.844	23.756	58.600 (3)	74.20	0.437	15:52:07.258
9 -	35.461	23.927	59.388	73.22	1.225	15:53:06.646
10 -	34.597	23.566	58.163 (1)	74.76		15:54:04.809

P15 46 F2		M SAUNDERS / D HODGSON		MS Racing HONDA -		
IDEAL LAP TIME : 58.556		BEST LAP TIME : 58.659		DIFFERENCE : 0.103		
LAP	SECTOR 1	SECTOR 2	LAP TIME	MPH	DIFF	TIME OF DAY
1 -		24.866	1:09.533	62.53	10.874	15:45:12.956
2 -	35.792	23.949	59.741 (3)	72.79	1.082	15:46:12.697
3 -	35.675	24.208	59.883	72.61	1.224	15:47:12.580
4 -	35.863	24.106	59.969	72.51	1.310	15:48:12.549
5 -	35.944	23.911	59.855	72.65	1.196	15:49:12.404
6 -	35.732	23.598	59.330 (2)	73.29	0.671	15:50:11.734
7 -	35.927	23.846	59.773	72.75	1.114	15:51:11.507
8 -	35.918	24.318	1:00.236	72.19	1.577	15:52:11.743
9 -	34.958	23.701	58.659 (1)	74.13		15:53:10.402

P16 167 F2		W PETTMAN / B ROBINSON		Windle YAMAHA -		
IDEAL LAP TIME : 58.911		BEST LAP TIME : 58.983		DIFFERENCE : 0.072		
LAP	SECTOR 1	SECTOR 2	LAP TIME	MPH	DIFF	TIME OF DAY
1 -		25.313	1:11.844	60.52	12.861	15:45:15.267
2 -	36.188	24.441	1:00.629	71.72	1.646	15:46:15.896
3 -	35.837	24.153	59.990	72.48	1.007	15:47:15.886
4 -	35.541	24.131	59.672	72.87	0.689	15:48:15.558
5 -	35.431	23.900	59.331	73.29	0.348	15:49:14.889
6 -	35.259	23.959	59.218 (2)	73.43	0.235	15:50:14.107
7 -	35.011	23.972	58.983 (1)	73.72		15:51:13.090
8 -	35.310	23.976	59.286 (3)	73.34	0.303	15:52:12.376
9 -	35.305	24.137	59.442	73.15	0.459	15:53:11.818

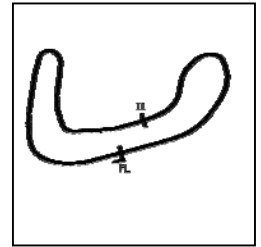
Weather / Track : Cloudy / Dry

Brands Hatch Indy
Circuit Length = 1.2079 miles
Start: 15:44 Flag 15:53 End: 15:54

BMCRC - MRO Championships 2019 - Rnd 9 @ Brands Hatch Indy

RKB-BMCRC F1 & F2 Sidecars

RACE 11 - SECTOR ANALYSIS



SECTOR 1 = FL to I1, SECTOR 2 = I1 to FL, DIFF = Difference To Personal Best Lap, P = Crossed Finish Line in Pit Lane, D = Time Disallowed

P17 74 F1		JON RESTALL / JACK RESTALL		RCN YAMAHA -		
IDEAL LAP TIME : 1:00.515		BEST LAP TIME : 1:00.626		DIFFERENCE : 0.111		
LAP	SECTOR 1	SECTOR 2	LAP TIME	MPH	DIFF	TIME OF DAY
1 -		24.766	1:12.021	60.37	11.395	15:45:15.444
2 -	37.466	24.121	1:01.587	70.60	0.961	15:46:17.031
3 -	37.152	24.301	1:01.453	70.76	0.827	15:47:18.484
4 -	37.571	24.335	1:01.906	70.24	1.280	15:48:20.390
5 -	37.334	24.278	1:01.612	70.58	0.986	15:49:22.002
6 -	36.535	24.091	1:00.626 (1)	71.72		15:50:22.628
7 -	36.437	24.547	1:00.984 (3)	71.30	0.358	15:51:23.612
8 -	37.506	24.078	1:01.584	70.61	0.958	15:52:25.196
9 -	36.760	24.125	1:00.885 (2)	71.42	0.259	15:53:26.081

P18 24 F2		H BOELSMA / T VAN DER BURG		HONDA -		
IDEAL LAP TIME : 1:00.613		BEST LAP TIME : 1:00.996		DIFFERENCE : 0.383		
LAP	SECTOR 1	SECTOR 2	LAP TIME	MPH	DIFF	TIME OF DAY
1 -		25.406	1:11.655	60.68	10.659	15:45:15.078
2 -	36.945	24.691	1:01.636 (3)	70.55	0.640	15:46:16.714
3 -	37.102	24.701	1:01.803	70.36	0.807	15:47:18.517
4 -	37.163	24.492	1:01.655	70.53	0.659	15:48:20.172
5 -	37.016	25.112	1:02.128	69.99	1.132	15:49:22.300
6 -	37.129	24.988	1:02.117	70.00	1.121	15:50:24.417
7 -	36.792	24.259	1:01.051 (2)	71.22	0.055	15:51:25.468
8 -	37.578	24.471	1:02.049	70.08	1.053	15:52:27.517
9 -	36.354	24.642	1:00.996 (1)	71.29		15:53:28.513

P19 118 F1		J BICKNELL / P ENSOR		LCR KAWASAKI -		
IDEAL LAP TIME : 55.901		BEST LAP TIME : 55.901		DIFFERENCE : 0.000		
LAP	SECTOR 1	SECTOR 2	LAP TIME	MPH	DIFF	TIME OF DAY
1 -		23.067	1:17.696	55.96	21.795	15:45:21.119
2 -	33.575	22.935	56.510 (2)	76.95	0.609	15:46:17.629
3 -	33.561	22.340	55.901 (1)	77.79		15:47:13.530
4 -	34.732	22.736	57.468 (3)	75.67	1.567	15:48:10.998
5 -	47.290	40.968	1:28.258	49.27	32.357	15:49:39.256
6 -	41.834	26.836	1:08.670	63.32	12.769	15:50:47.926

P20 67 F1		P JEFFREY / G WHEELER		Windle - MJP racing		
IDEAL LAP TIME : 1:02.076		BEST LAP TIME : 1:02.076		DIFFERENCE : 0.000		
LAP	SECTOR 1	SECTOR 2	LAP TIME	MPH	DIFF	TIME OF DAY
1 -		25.208	1:12.807	59.72	10.731	15:45:16.230
2 -	37.086	24.990	1:02.076 (1)	70.05		15:46:18.306
3 -	38.290	25.839	1:04.129 (2)	67.81	2.053	15:47:22.435

Weather / Track : Cloudy / Dry

Brands Hatch Indy
Circuit Length = 1.2079 miles
Start: 15:44 Flag 15:53 End: 15:54

BMCRC - MRO Championships 2019 - Rnd 9 @ Brands Hatch Indy

RKB-BMCRC F1 & F2 Sidecars

RACE 11 - BEST SECTORS

SECTOR 1			SECTOR 2			IDEAL / BEST COMPARISON						
POS	NO	NAME	TIME	NO	NAME	TIME	POS	NO	NAME	IDEAL	BEST	DIFF
									PERFECT LAP	52.188		
1	991	I GUY / R LAWRENCE	31.130	991	I GUY / R LAWRENCE	21.058	1	991	I GUY / R LAWRENCI	52.188	52.285	0.097
2	137	D KNIGHT / B HUGHES	31.791	137	D KNIGHT / B HUGHES	21.334	2	137	D KNIGHT / B HUGHI	53.125	53.403	0.278
3	136	S EDWARDS / L EDWARDS	32.580	136	S EDWARDS / L EDWARDS	21.902	3	136	S EDWARDS / L EDWA	54.482	54.482	0.000
4	155	M DIX / S PARKER	32.911	155	M DIX / S PARKER	22.062	4	155	M DIX / S PARKER	54.973	55.081	0.108
5	44	A KING / A SIGSWORTH	33.008	37	C MORPHET/ A HAYNES	22.216	5	44	A KING / A SIGSWORF	55.230	55.306	0.076
6	39	B MOORE / A MOORE	33.044	44	A KING / A SIGSWORTH	22.222	6	37	C MORPHET/ A HAYI	55.432	55.754	0.322
7	37	C MORPHET/ A HAYNES	33.216	118	J BICKNELL / P ENSOR	22.340	7	39	B MOORE / A MOORI	55.558	55.621	0.063
8	31	B MUNRO / O LAWRENCE	33.283	39	B MOORE / A MOORE	22.514	8	118	J BICKNELL / P ENSC	55.901	55.901	0.000
9	35	S REEVES / P THOMAS	33.334	35	S REEVES / P THOMAS	22.634	9	35	S REEVES / P THOM	55.968	56.257	0.289
10	118	J BICKNELL / P ENSOR	33.561	31	B MUNRO / O LAWRENCE	22.818	10	31	B MUNRO / O LAWRE	56.101	56.367	0.266
11	73	C GOODIER / M STONE	33.923	73	C GOODIER / M STONE	22.948	11	73	C GOODIER / M STO	56.871	56.982	0.111
12	76	A STREET / K CHARLESWOR	34.568	76	A STREET / K CHARLESWOR	23.140	12	76	A STREET / K CHARL	57.708	57.745	0.037
13	5	B TAYLOR / R HART	34.597	5	B TAYLOR / R HART	23.526	13	5	B TAYLOR / R HART	58.123	58.163	0.040
14	6	M BELLABY / D GRISTWOOD	34.650	6	M BELLABY / D GRISTWOOD	23.565	14	6	M BELLABY / D GRIS	58.215	58.481	0.266
15	46	M SAUNDERS / D HODGSON	34.958	46	M SAUNDERS / D HODGSON	23.598	15	46	M SAUNDERS / D HC	58.556	58.659	0.103
16	167	W PETTMAN / B ROBINSON	35.011	167	W PETTMAN / B ROBINSON	23.900	16	167	W PETTMAN / B ROE	58.911	58.983	0.072
17	24	H BOELSMA / T VAN DER BUF	36.354	74	JON RESTALL / JACK RESTAL	24.078	17	74	JON RESTALL / JAC	1:00.515	1:00.626	0.111
18	74	JON RESTALL / JACK RESTAL	36.437	24	H BOELSMA / T VAN DER BUF	24.259	18	24	H BOELSMA / T VAN	1:00.613	1:00.996	0.383
19	67	P JEFFREY / G WHEELER	37.086	67	P JEFFREY / G WHEELER	24.990	19	67	P JEFFREY / G WHEI	1:02.076	1:02.076	0.000
20							20	412	G PETTIS / K PHILLIF		57.625	

Weather / Track : Cloudy / Dry

Results can be found at www.tsl-timing.com

Brands Hatch Indy
 Circuit Length = 1.2079 miles
 Start: 15:44 Flag 15:53 End: 15:54

Printed - 15:59 Saturday, 05 October 2019

BMCRC - MRO Championships 2019 - Rnd 9 @ Brands Hatch Indy

RKB-BMCRC F1 & F2 Sidecars

RACE 11 - STATISTICS

Competitors Started 20
Planned Start 2019-10-05 @ 15:30:00.000
Actual Start 2019-10-05 @ 15:44:03.422
Finish Time 2019-10-05 @ 15:53:07.230
Track Length 1.2079mi.
Total Laps 185
Total Distance Covered 223.4699mi.

Session Fastest Lap History

NO	CL	NAME	LAP TIME	TIME OF DAY	LAP	VEHICLE
991	F1	I GUY / R LAWRENCE	53.685	15:45:58.833	2	LCR SUZUKI
991	F1	I GUY / R LAWRENCE	52.340	15:46:51.173	3	LCR SUZUKI
991	F1	I GUY / R LAWRENCE	52.285	15:47:43.459	4	LCR SUZUKI

Session Leader History

NO	CL	NAME	FROM LAP	LAPS LED	DISTANCE	VEHICLE
137	F1	D KNIGHT / B HUGHES	1	1	1.20 miles	LCR KAWASAKI
991	F1	I GUY / R LAWRENCE	2	9	10.87 miles	LCR SUZUKI

Flag History

TYPE	TIME OF DAY
GREEN	15:44:03.422
FINISH	15:53:07.230

Flag Statistics

TYPE	COUNT	TOTAL LAPS	TOTAL TIME
Green	1	10	10:24.418
Red	0	0	0.000
Safety Car	0	0	0.000
FCY	0	0	0.000

Weather / Track : Cloudy / Dry

These results are provisional until the conclusion of any judicial and technical matters.

Brands Hatch Indy
Circuit Length = 1.2079 miles
Start: 15:44 Flag 15:53 End: 15:54

Clerk Of Course :		Timekeeper :
-------------------	--	--------------

BMCRC - MRO Championships 2019 - Rnd 9 @ Brands Hatch Indy

RKB-BMCRC F1 & F2 Sidecars

RACE 11 - STATISTICS

CLASS : F1

7 Starters

Fastest Lap History

NO	NAME	LAP TIME	TIME OF DAY	LAP	VEHICLE
991	I GUY / R LAWRENCE	53.685	15:45:58.833	2	LCR SUZUKI
991	I GUY / R LAWRENCE	52.340	15:46:51.173	3	LCR SUZUKI
991	I GUY / R LAWRENCE	52.285	15:47:43.459	4	LCR SUZUKI

Leader History

NO	NAME	FROM LAP	LAPS LED	DISTANCE	VEHICLE
991	I GUY / R LAWRENCE	1	10	12.07 miles	LCR SUZUKI

Weather / Track : Cloudy / Dry

These results are provisional until the conclusion of any judicial and technical matters.

Brands Hatch Indy

Circuit Length = 1.2079 miles

Start: 15:44 Flag 15:53 End: 15:54

Clerk Of Course :

Timekeeper :

BMCRC - MRO Championships 2019 - Rnd 9 @ Brands Hatch Indy

RKB-BMCRC F1 & F2 Sidecars

RACE 11 - STATISTICS

CLASS : F2

13 Starters

Fastest Lap History

NO	NAME	LAP TIME	TIME OF DAY	LAP	VEHICLE
155	M DIX / S PARKER	56.302	15:46:03.674	2	Shelbourne HONDA
155	M DIX / S PARKER	55.784	15:46:59.459	3	Shelbourne HONDA
155	M DIX / S PARKER	55.081	15:47:54.539	4	Shelbourne HONDA

Leader History

NO	NAME	FROM LAP	LAPS LED	DISTANCE	VEHICLE
155	M DIX / S PARKER	1	10	12.07 miles	Shelbourne HONDA

Weather / Track : Cloudy / Dry

These results are provisional until the conclusion of any judicial and technical matters.

Brands Hatch Indy

Circuit Length = 1.2079 miles

Start: 15:44 Flag 15:53 End: 15:54

Clerk Of Course :

Timekeeper :

BMCRC - MRO Championships 2019 - Rnd 9 @ Brands Hatch Indy

RKB-BMCRC F1 & F2 Sidecars

RACE 21 - GRID (10 Laps)



ROW 11			21	121	A LAWRENCE / K HUGHES
ROW 10	1:02.076		20	67	P JEFFREY / G WHEELER
		1:00.996	19	24	H BOELSMA / T VAN DER BURG
ROW 9		1:00.626	18	74	JON RESTALL / JACK RESTALL
			17	167	W PETTMAN / B ROBINSON
ROW 8	58.659		16	46	M SAUNDERS / D HODGSON
		58.481	15	6	M BELLABY / D GRISTWOOD
ROW 7		58.163	14	5	B TAYLOR / R HART
			13	76	A STREET / K CHARLESWORTH
ROW 6	57.625		12	412	G PETTIS / K PHILLIPS
		56.982	11	73	C GOODIER / M STONE
ROW 5		56.367	10	31	B MUNRO / O LAWRENCE
			9	35	S REEVES / P THOMAS
ROW 4	55.901		8	118	J BICKNELL / P ENSOR
		55.754	7	37	C MORPHET / A HAYNES
ROW 3		55.621	6	39	B MOORE / A MOORE
			5	44	A KING / A SIGSWORTH
ROW 2	55.081		4	155	M DIX / S PARKER
		54.482	3	136	S EDWARDS / L EDWARDS
ROW 1		53.403	2	137	D KNIGHT / B HUGHES
			1	991	I GUY / R LAWRENCE
					Pole

Brands Hatch Indy
Circuit Length = 1.2079 miles

These results are provisional until the conclusion of any judicial and technical matters.

Clerk Of Course :	Steward :	Timekeeper :
-------------------	-----------	--------------

Results can be found at www.tsl-timing.com

Printed - 15:58 Saturday, 05 October 2019



BMCR - MRO Championships 2019 - Rnd 9 @ Brands Hatch Indy

RKB-BMCR F1 & F2 Sidecars

RACE 21 - CLASSIFICATION



POS	NO	CL	PIC NAME	ENTRY	LAPS	TIME	GAP	DIFF	MPH	BEST	ON
1	137	F1	1 D KNIGHT / B HUGHES	LCR KAWASAKI -	4	3:48.138			76.24	54.585	3
2	155	F2	1 M DIX / S PARKER	Shelbourne HONDA - APACHE DEVELOPEMENTS	4	3:51.349	3.211	3.211	75.18	55.861	2
3	44	F2	2 A KING / A SIGSWORTH	Lumley Ireson HONDA - The Bell on the Common	4	3:53.005	4.867	1.656	74.65	55.917	4
4	39	F2	3 B MOORE / A MOORE	Ireson HONDA - Lane Building Services Ltd	4	3:55.417	7.279	2.412	73.88	56.439	4
5	136	F1	2 S EDWARDS / L EDWARDS	BMR SUZUKI - ECONOMY HEATING SERVICES	4	3:55.640	7.502	0.223	73.81	56.539	4
6	37	F2	4 C MORPHET/ A HAYNES	LCR SUZUKI -	4	3:57.420	9.282	1.780	73.26	56.611	4
7	31	F2	5 B MUNRO / O LAWRENCE	Shelbourne YAMAHA - Allbikes	4	3:58.618	10.480	1.198	72.89	56.964	3
8	73	F2	6 C GOODIER / M STONE	LCR SUZUKI - Rowtec Ltd	4	3:59.232	11.094	0.614	72.70	56.960	3
9	76	F2	7 A STREET / K CHARLESWORTH	MRE SUZUKI600 -	4	3:59.729	11.591	0.497	72.55	57.047	3
10	118	F1	3 J BICKNELL / P ENSOR	LCR KAWASAKI -	4	4:02.333	14.195	2.604	71.77	57.171	2
11	412	F1	4 G PETTIS / K PHILLIPS	RSR KTM 1190 - Performance technical	4	4:04.236	16.098	1.903	71.21	58.656	4
12	121	F1	5 A LAWRENCE / K HUGHES	LCR YAMAHA -	4	4:04.847	16.709	0.611	71.04	57.054	4
13	46	F2	8 M SAUNDERS / D HODGSON	MS Racing HONDA -	4	4:08.755	20.617	3.908	69.92	59.750	4
14	6	F2	9 M BELLABY / D GRISTWOOD	DDM SUZUKI - Gristwood & Toms	4	4:10.472	22.334	1.717	69.44	1:00.020	4
15	167	F2	10 W PETTMAN / B ROBINSON	Windle YAMAHA -	4	4:12.782	24.644	2.310	68.81	1:00.051	4
16	5	F2	11 B TAYLOR / R HART	LCR - Velocity V1	4	4:13.666	25.528	0.884	68.57	59.661	4
17	74	F1	6 JON RESTALL / JACK RESTALL	RCN YAMAHA -	4	4:20.098	31.960	6.432	66.87	1:00.965	4
18	24	F2	12 H BOELSMA / T VAN DER BURG	HONDA -	4	4:23.100	34.962	3.002	66.11	1:02.682	4
19	67	F1	7 P JEFFREY / G WHEELER	Windle - MJP racing	4	4:31.093	42.955	7.993	64.16	1:04.667	2

NOT CLASSIFIED

DNF	35	F2	S REEVES / P THOMAS	LCR Honda - Reeves Water Services	3	3:00.508	1 Lap	1 Lap	72.27	57.022	2
DNF	991	F1	I GUY / R LAWRENCE	LCR SUZUKI -	1	1:16.931	3 Laps	2 Laps	56.52		

FASTEST LAP

	137	F1	D KNIGHT / B HUGHES	LCR KAWASAKI -	3	54.585			79.66 mph	128.21 kph	
	155	F2	M DIX / S PARKER	Shelbourne HONDA - APACHE DEVELOPEMENTS	2	55.861			77.84 mph	125.28 kph	

Class F1 - 92.5% of Race Speed = 70.52 mph

Class F2 - 92.5% of Race Speed = 69.54 mph

Brands Hatch Indy

Circuit Length = 1.2079 miles

Start: 18:28 Flag 18:32 End: 18:35

Weather / Track : Cloudy / Dry

These results are provisional until the conclusion of any judicial and technical matters.

Clerk Of Course :	Steward :	Timekeeper :

Results can be found at www.tsl-timing.com

Printed - 18:36 Saturday, 05 October 2019



BMCRC - MRO Championships 2019 - Rnd 9 @ Brands Hatch Indy

RKB-BMCRC F1 & F2 Sidecars

RACE 21 - LAP CHART

LAP 1 @ 18:29:49.300

NO	BEHIND	LAP TIME
155		1:02.880
137	0.572	1:03.452
44	1.516	1:04.396
136	2.103	1:04.983
39	2.273	1:05.153
35	3.469	1:06.349
37	3.549	1:06.429
73	3.863	1:06.743
31	4.012	1:06.892
76	4.454	1:07.334
412	5.092	1:07.972
46	6.397	1:09.277
6	6.926	1:09.806
118	6.951	1:09.831
121	8.545	1:11.425
167	8.630	1:11.510
5	9.807	1:12.687
74	11.035	1:13.915
24	11.139	1:14.019
67	13.247	1:16.127
991	14.051	1:16.931

LAP 2 @ 18:30:45.161

NO	BEHIND	LAP TIME
155		55.861
137	0.041	55.330
44	2.342	56.687
136	2.945	56.703
39	3.012	56.600
35	4.630	57.022
37	5.089	57.401
31	5.692	57.541
73	5.935	57.933
76	6.687	58.094
412	7.892	58.661
118	8.261	57.171
46	10.388	59.852
121	11.235	58.551
6	11.261	1:00.196
167	13.702	1:00.933
5	14.868	1:00.922
74	17.942	1:02.768
24	18.219	1:02.941
67	22.053	1:04.667

LAP 3 @ 18:31:39.787

NO	BEHIND	LAP TIME
137		54.585
155	1.949	56.575
44	3.721	56.005
39	5.611	57.225
136	5.734	57.415
35	7.141	57.137
37	7.442	56.979
31	8.030	56.964
73	8.269	56.960
76	9.108	57.047
118	11.244	57.609
412	12.213	58.947
121	14.426	57.817
46	15.638	59.876

6	17.085	1:00.450
167	19.364	1:00.288
5	20.638	1:00.396
74	25.766	1:02.450
24	27.051	1:03.458
67	32.703	1:05.276

LAP 4 @ 18:32:34.558

NO	BEHIND	LAP TIME
137		54.771
155	3.211	56.033
44	4.867	55.917
39	7.279	56.439
136	7.502	56.539
37	9.282	56.611
31	10.480	57.221
73	11.094	57.596
76	11.591	57.254
118	14.195	57.722
412	16.098	58.656
121	16.709	57.054
46	20.617	59.750
6	22.334	1:00.020
167	24.644	1:00.051
5	25.528	59.661
74	31.960	1:00.965
24	34.962	1:02.682
67	42.955	1:05.023

Weather / Track : Cloudy / Dry

Results can be found at www.tsl-timing.com

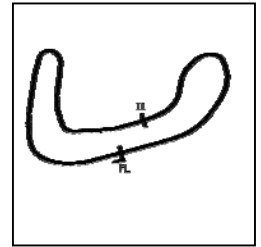
Brands Hatch Indy
Circuit Length = 1.2079 miles
Start: 18:28 Flag 18:32 End: 18:35

Printed - 18:41 Saturday, 05 October 2019

BMCRC - MRO Championships 2019 - Rnd 9 @ Brands Hatch Indy

RKB-BMCRC F1 & F2 Sidecars

RACE 21 - SECTOR ANALYSIS



SECTOR 1 = FL to I1, SECTOR 2 = I1 to FL, DIFF = Difference To Personal Best Lap, P = Crossed Finish Line in Pit Lane, D = Time Disallowed

P1 137 F1		D KNIGHT / B HUGHES		LCR KAWASAKI -		
IDEAL LAP TIME : 54.585		BEST LAP TIME : 54.585		DIFFERENCE : 0.000		
LAP	SECTOR 1	SECTOR 2	LAP TIME	MPH	DIFF	TIME OF DAY
1 -		22.489	1:03.452	68.53	8.867	18:29:49.872
2 -	32.867	22.463	55.330 (3)	78.59	0.745	18:30:45.202
3 -	32.762	21.823	54.585 (1)	79.66		18:31:39.787
4 -	32.851	21.920	54.771 (2)	79.39	0.186	18:32:34.558

P2 155 F2		M DIX / S PARKER		Shelbourne HONDA - APACHE DEVELOPEMENTS		
IDEAL LAP TIME : 55.747		BEST LAP TIME : 55.861		DIFFERENCE : 0.114		
LAP	SECTOR 1	SECTOR 2	LAP TIME	MPH	DIFF	TIME OF DAY
1 -		22.616	1:02.880	69.15	7.019	18:29:49.300
2 -	33.152	22.709	55.861 (1)	77.84		18:30:45.161
3 -	33.980	22.595	56.575 (3)	76.86	0.714	18:31:41.736
4 -	33.412	22.621	56.033 (2)	77.60	0.172	18:32:37.769

P3 44 F2		A KING / A SIGSWORTH		Lumley Ireson HONDA - The Bell on the Common		
IDEAL LAP TIME : 55.917		BEST LAP TIME : 55.917		DIFFERENCE : 0.000		
LAP	SECTOR 1	SECTOR 2	LAP TIME	MPH	DIFF	TIME OF DAY
1 -		22.846	1:04.396	67.52	8.479	18:29:50.816
2 -	33.843	22.844	56.687 (3)	76.71	0.770	18:30:47.503
3 -	33.490	22.515	56.005 (2)	77.64	0.088	18:31:43.508
4 -	33.447	22.470	55.917 (1)	77.76		18:32:39.425

P4 39 F2		B MOORE / A MOORE		Ireson HONDA - Lane Building Services Ltd		
IDEAL LAP TIME : 56.418		BEST LAP TIME : 56.439		DIFFERENCE : 0.021		
LAP	SECTOR 1	SECTOR 2	LAP TIME	MPH	DIFF	TIME OF DAY
1 -		22.984	1:05.153	66.74	8.714	18:29:51.573
2 -	33.475	23.125	56.600 (2)	76.83	0.161	18:30:48.173
3 -	33.992	23.233	57.225 (3)	75.99	0.786	18:31:45.398
4 -	33.496	22.943	56.439 (1)	77.04		18:32:41.837

P5 136 F1		S EDWARDS / L EDWARDS		BMR SUZUKI - ECONOMY HEATING SERVICES		
IDEAL LAP TIME : 56.512		BEST LAP TIME : 56.539		DIFFERENCE : 0.027		
LAP	SECTOR 1	SECTOR 2	LAP TIME	MPH	DIFF	TIME OF DAY
1 -		23.146	1:04.983	66.91	8.444	18:29:51.403
2 -	34.047	22.656	56.703 (2)	76.69	0.164	18:30:48.106
3 -	34.313	23.102	57.415 (3)	75.73	0.876	18:31:45.521
4 -	33.856	22.683	56.539 (1)	76.91		18:32:42.060

P6 37 F2		C MORPHET/ A HAYNES		LCR SUZUKI -		
IDEAL LAP TIME : 56.611		BEST LAP TIME : 56.611		DIFFERENCE : 0.000		
LAP	SECTOR 1	SECTOR 2	LAP TIME	MPH	DIFF	TIME OF DAY
1 -		23.460	1:06.429	65.46	9.818	18:29:52.849
2 -	34.507	22.894	57.401 (3)	75.75	0.790	18:30:50.250
3 -	34.097	22.882	56.979 (2)	76.31	0.368	18:31:47.229
4 -	33.902	22.709	56.611 (1)	76.81		18:32:43.840

P7 31 F2		B MUNRO / O LAWRENCE		Shelbourne YAMAHA - Allbikes		
IDEAL LAP TIME : 56.867		BEST LAP TIME : 56.964		DIFFERENCE : 0.097		
LAP	SECTOR 1	SECTOR 2	LAP TIME	MPH	DIFF	TIME OF DAY
1 -		23.390	1:06.892	65.00	9.928	18:29:53.312
2 -	34.486	23.055	57.541 (3)	75.57	0.577	18:30:50.853
3 -	33.871	23.093	56.964 (1)	76.33		18:31:47.817
4 -	34.225	22.996	57.221 (2)	75.99	0.257	18:32:45.038

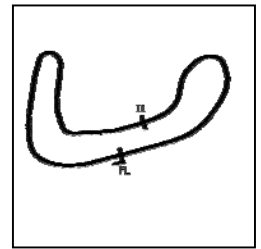
Weather / Track : Cloudy / Dry

Brands Hatch Indy
Circuit Length = 1.2079 miles
Start: 18:28 Flag 18:32 End: 18:35

BMCRC - MRO Championships 2019 - Rnd 9 @ Brands Hatch Indy

RKB-BMCRC F1 & F2 Sidecars

RACE 21 - SECTOR ANALYSIS



SECTOR 1 = FL to I1, SECTOR 2 = I1 to FL, DIFF = Difference To Personal Best Lap, P = Crossed Finish Line in Pit Lane, D = Time Disallowed

P8 73 F2		C GOODIER / M STONE		LCR SUZUKI - Rowtec Ltd		
IDEAL LAP TIME : 56.960		BEST LAP TIME : 56.960		DIFFERENCE : 0.000		
LAP	SECTOR 1	SECTOR 2	LAP TIME	MPH	DIFF	TIME OF DAY
1 -		23.705	1:06.743	65.15	9.783	18:29:53.163
2 -	34.915	23.018	57.933 (3)	75.06	0.973	18:30:51.096
3 -	33.974	22.986	56.960 (1)	76.34		18:31:48.056
4 -	34.491	23.105	57.596 (2)	75.50	0.636	18:32:45.652

P9 76 F2		A STREET / K CHARLESWORTH		MRE SUZUKI600 -		
IDEAL LAP TIME : 57.047		BEST LAP TIME : 57.047		DIFFERENCE : 0.000		
LAP	SECTOR 1	SECTOR 2	LAP TIME	MPH	DIFF	TIME OF DAY
1 -		23.657	1:07.334	64.58	10.287	18:29:53.754
2 -	34.882	23.212	58.094 (3)	74.85	1.047	18:30:51.848
3 -	33.877	23.170	57.047 (1)	76.22		18:31:48.895
4 -	33.971	23.283	57.254 (2)	75.95	0.207	18:32:46.149

P10 118 F1		J BICKNELL / P ENSOR		LCR KAWASAKI -		
IDEAL LAP TIME : 57.171		BEST LAP TIME : 57.171		DIFFERENCE : 0.000		
LAP	SECTOR 1	SECTOR 2	LAP TIME	MPH	DIFF	TIME OF DAY
1 -		23.642	1:09.831	62.27	12.660	18:29:56.251
2 -	34.467	22.704	57.171 (1)	76.06		18:30:53.422
3 -	34.663	22.946	57.609 (2)	75.48	0.438	18:31:51.031
4 -	34.593	23.129	57.722 (3)	75.33	0.551	18:32:48.753

P11 412 F1		G PETTIS / K PHILLIPS		RSR KTM 1190 - Performance technical		
IDEAL LAP TIME :		BEST LAP TIME : 58.656		DIFFERENCE :		
LAP	SECTOR 1	SECTOR 2	LAP TIME	MPH	DIFF	TIME OF DAY
1 -			1:07.972	63.97	9.316	18:29:54.392
2 -			58.661 (2)	74.13	0.005	18:30:53.053
3 -			58.947 (3)	73.77	0.291	18:31:52.000
4 -			58.656 (1)	74.13		18:32:50.656

P12 121 F1		A LAWRENCE / K HUGHES		LCR YAMAHA -		
IDEAL LAP TIME : 57.054		BEST LAP TIME : 57.054		DIFFERENCE : 0.000		
LAP	SECTOR 1	SECTOR 2	LAP TIME	MPH	DIFF	TIME OF DAY
1 -		24.658	1:11.425	60.88	14.371	18:29:57.845
2 -	34.923	23.628	58.551 (3)	74.27	1.497	18:30:56.396
3 -	34.784	23.033	57.817 (2)	75.21	0.763	18:31:54.213
4 -	34.031	23.023	57.054 (1)	76.21		18:32:51.267

P13 46 F2		M SAUNDERS / D HODGSON		MS Racing HONDA -		
IDEAL LAP TIME : 59.293		BEST LAP TIME : 59.750		DIFFERENCE : 0.457		
LAP	SECTOR 1	SECTOR 2	LAP TIME	MPH	DIFF	TIME OF DAY
1 -		24.103	1:09.277	62.77	9.527	18:29:55.697
2 -	36.239	23.613	59.852 (2)	72.65	0.102	18:30:55.549
3 -	35.680	24.196	59.876 (3)	72.62	0.126	18:31:55.425
4 -	35.916	23.834	59.750 (1)	72.77		18:32:55.175

P14 6 F2		M BELLABY / D GRISTWOOD		DDM SUZUKI - Gristwood & Toms		
IDEAL LAP TIME : 59.746		BEST LAP TIME : 1:00.020		DIFFERENCE : 0.274		
LAP	SECTOR 1	SECTOR 2	LAP TIME	MPH	DIFF	TIME OF DAY
1 -		24.332	1:09.806	62.29	9.786	18:29:56.226
2 -	36.257	23.939	1:00.196 (2)	72.24	0.176	18:30:56.422
3 -	36.435	24.015	1:00.450 (3)	71.93	0.430	18:31:56.872
4 -	35.807	24.213	1:00.020 (1)	72.45		18:32:56.892

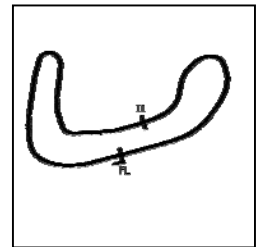
Weather / Track : Cloudy / Dry

Brands Hatch Indy
Circuit Length = 1.2079 miles
Start: 18:28 Flag 18:32 End: 18:35

BMCRC - MRO Championships 2019 - Rnd 9 @ Brands Hatch Indy

RKB-BMCRC F1 & F2 Sidecars

RACE 21 - SECTOR ANALYSIS



SECTOR 1 = FL to I1, SECTOR 2 = I1 to FL, DIFF = Difference To Personal Best Lap, P = Crossed Finish Line in Pit Lane, D = Time Disallowed

P15 167 F2		W PETTMAN / B ROBINSON		Windle YAMAHA -		
IDEAL LAP TIME : 1:00.051		BEST LAP TIME : 1:00.051		DIFFERENCE : 0.000		
LAP	SECTOR 1	SECTOR 2	LAP TIME	MPH	DIFF	TIME OF DAY
1 -		24.841	1:11.510	60.81	11.459	18:29:57.930
2 -	36.419	24.514	1:00.933 (3)	71.36	0.882	18:30:58.863
3 -	35.810	24.478	1:00.288 (2)	72.13	0.237	18:31:59.151
4 -	35.704	24.347	1:00.051 (1)	72.41		18:32:59.202

P16 5 F2		B TAYLOR / R HART		LCR - Velocity V1		
IDEAL LAP TIME : 59.586		BEST LAP TIME : 59.661		DIFFERENCE : 0.075		
LAP	SECTOR 1	SECTOR 2	LAP TIME	MPH	DIFF	TIME OF DAY
1 -		25.804	1:12.687	59.82	13.026	18:29:59.107
2 -	36.481	24.441	1:00.922 (3)	71.37	1.261	18:31:00.029
3 -	36.311	24.085	1:00.396 (2)	72.00	0.735	18:32:00.425
4 -	35.501	24.160	59.661 (1)	72.88		18:33:00.086

P17 74 F1		JON RESTALL / JACK RESTALL		RCN YAMAHA -		
IDEAL LAP TIME : 1:00.965		BEST LAP TIME : 1:00.965		DIFFERENCE : 0.000		
LAP	SECTOR 1	SECTOR 2	LAP TIME	MPH	DIFF	TIME OF DAY
1 -		25.189	1:13.915	58.83	12.950	18:30:00.335
2 -	38.081	24.687	1:02.768 (3)	69.28	1.803	18:31:03.103
3 -	37.827	24.623	1:02.450 (2)	69.63	1.485	18:32:05.553
4 -	36.870	24.095	1:00.965 (1)	71.32		18:33:06.518

P18 24 F2		H BOELSMA / T VAN DER BURG		HONDA -		
IDEAL LAP TIME : 1:02.546		BEST LAP TIME : 1:02.682		DIFFERENCE : 0.136		
LAP	SECTOR 1	SECTOR 2	LAP TIME	MPH	DIFF	TIME OF DAY
1 -		25.664	1:14.019	58.74	11.337	18:30:00.439
2 -	37.837	25.104	1:02.941 (2)	69.09	0.259	18:31:03.380
3 -	38.095	25.363	1:03.458 (3)	68.52	0.776	18:32:06.838
4 -	37.442	25.240	1:02.682 (1)	69.37		18:33:09.520

P19 67 F1		P JEFFREY / G WHEELER		Windle - MJP racing		
IDEAL LAP TIME : 1:04.567		BEST LAP TIME : 1:04.667		DIFFERENCE : 0.100		
LAP	SECTOR 1	SECTOR 2	LAP TIME	MPH	DIFF	TIME OF DAY
1 -		26.174	1:16.127	57.12	11.460	18:30:02.547
2 -	39.167	25.500	1:04.667 (1)	67.24		18:31:07.214
3 -	39.067	26.209	1:05.276 (3)	66.61	0.609	18:32:12.490
4 -	39.207	25.816	1:05.023 (2)	66.87	0.356	18:33:17.513

P20 35 F2		S REEVES / P THOMAS		LCR Honda - Reeves Water Services		
IDEAL LAP TIME : 56.935		BEST LAP TIME : 57.022		DIFFERENCE : 0.087		
LAP	SECTOR 1	SECTOR 2	LAP TIME	MPH	DIFF	TIME OF DAY
1 -		23.581	1:06.349	65.54	9.327	18:29:52.769
2 -	33.865	23.157	57.022 (1)	76.26		18:30:49.791
3 -	34.067	23.070	57.137 (2)	76.10	0.115	18:31:46.928

P21 991 F1		I GUY / R LAWRENCE		LCR SUZUKI -		
IDEAL LAP TIME : 1:06.638		BEST LAP TIME :		DIFFERENCE :		
LAP	SECTOR 1	SECTOR 2	LAP TIME	MPH	DIFF	TIME OF DAY
1 -		26.833	1:16.931	56.52		18:30:03.351

Weather / Track : Cloudy / Dry

Brands Hatch Indy
Circuit Length = 1.2079 miles
Start: 18:28 Flag 18:32 End: 18:35

BMCRC - MRO Championships 2019 - Rnd 9 @ Brands Hatch Indy

RKB-BMCRC F1 & F2 Sidecars

RACE 21 - BEST SECTORS

SECTOR 1			SECTOR 2			IDEAL / BEST COMPARISON						
POS	NO	NAME	TIME	NO	NAME	TIME	POS	NO	NAME	IDEAL	BEST	DIFF
									PERFECT LAP	54.585		
1	137	D KNIGHT / B HUGHES	32.762	137	D KNIGHT / B HUGHES	21.823	1	137	D KNIGHT / B HUGHES	54.585	54.585	0.000
2	155	M DIX / S PARKER	33.152	44	A KING / A SIGSWORTH	22.470	2	155	M DIX / S PARKER	55.747	55.861	0.114
3	44	A KING / A SIGSWORTH	33.447	155	M DIX / S PARKER	22.595	3	44	A KING / A SIGSWOF	55.917	55.917	0.000
4	39	B MOORE / A MOORE	33.475	136	S EDWARDS / L EDWARDS	22.656	4	39	B MOORE / A MOORI	56.418	56.439	0.021
5	136	S EDWARDS / L EDWARDS	33.856	118	J BICKNELL / P ENSOR	22.704	5	136	S EDWARDS / L EDW	56.512	56.539	0.027
6	35	S REEVES / P THOMAS	33.865	37	C MORPHET / A HAYNES	22.709	6	37	C MORPHET / A HAYI	56.611	56.611	0.000
7	31	B MUNRO / O LAWRENCE	33.871	39	B MOORE / A MOORE	22.943	7	31	B MUNRO / O LAWRE	56.867	56.964	0.097
8	76	A STREET / K CHARLESWOR	33.877	73	C GOODIER / M STONE	22.986	8	35	S REEVES / P THOM	56.935	57.022	0.087
9	37	C MORPHET / A HAYNES	33.902	31	B MUNRO / O LAWRENCE	22.996	9	73	C GOODIER / M STO	56.960	56.960	0.000
10	73	C GOODIER / M STONE	33.974	121	A LAWRENCE / K HUGHES	23.023	10	76	A STREET / K CHARL	57.047	57.047	0.000
11	121	A LAWRENCE / K HUGHES	34.031	35	S REEVES / P THOMAS	23.070	11	121	A LAWRENCE / K HU	57.054	57.054	0.000
12	118	J BICKNELL / P ENSOR	34.467	76	A STREET / K CHARLESWOR	23.170	12	118	J BICKNELL / P ENSC	57.171	57.171	0.000
13	5	B TAYLOR / R HART	35.501	46	M SAUNDERS / D HODGSON	23.613	13	46	M SAUNDERS / D HC	59.293	59.750	0.457
14	46	M SAUNDERS / D HODGSON	35.680	6	M BELLABY / D GRISTWOOD	23.939	14	5	B TAYLOR / R HART	59.586	59.661	0.075
15	167	W PETTMAN / B ROBINSON	35.704	5	B TAYLOR / R HART	24.085	15	6	M BELLABY / D GRIS	59.746	1:00.020	0.274
16	6	M BELLABY / D GRISTWOOD	35.807	74	JON RESTALL / JACK RESTAL	24.095	16	167	W PETTMAN / B ROE	1:00.051	1:00.051	0.000
17	74	JON RESTALL / JACK RESTAL	36.870	167	W PETTMAN / B ROBINSON	24.347	17	74	JON RESTALL / JAC	1:00.965	1:00.965	0.000
18	24	H BOELSMA / T VAN DER BUF	37.442	24	H BOELSMA / T VAN DER BUF	25.104	18	24	H BOELSMA / T VAN	1:02.546	1:02.682	0.136
19	67	P JEFFREY / G WHEELER	39.067	67	P JEFFREY / G WHEELER	25.500	19	67	P JEFFREY / G WHEI	1:04.567	1:04.667	0.100
20	991	I GUY / R LAWRENCE	39.805	991	I GUY / R LAWRENCE	26.833	20	991	I GUY / R LAWRENCI	1:06.638		
21							21	412	G PETTIS / K PHILLIF		58.656	

Weather / Track : Cloudy / Dry

Results can be found at www.tsl-timing.com

Brands Hatch Indy
 Circuit Length = 1.2079 miles
 Start: 18:28 Flag 18:32 End: 18:35

Printed - 18:41 Saturday, 05 October 2019

BMCRC - MRO Championships 2019 - Rnd 9 @ Brands Hatch Indy

RKB-BMCRC F1 & F2 Sidecars

RACE 21 - STATISTICS

Competitors Started 21
Planned Start 2019-10-05 @ 18:30:00.000
Actual Start 2019-10-05 @ 18:28:46.419
Finish Time 2019-10-05 @ 18:32:34.557
Track Length 1.2079mi.
Total Laps 80
Total Distance Covered 96.6356mi.

Session Fastest Lap History

NO	CL	NAME	LAP TIME	TIME OF DAY	LAP	VEHICLE
155	F2	M DIX / S PARKER	55.861	18:30:45.188	2	Shelbourne HONDA
137	F1	D KNIGHT / B HUGHES	55.330	18:30:45.202	2	LCR KAWASAKI
137	F1	D KNIGHT / B HUGHES	54.585	18:31:39.804	3	LCR KAWASAKI

Session Leader History

NO	CL	NAME	FROM LAP	LAPS LED	DISTANCE	VEHICLE
155	F2	M DIX / S PARKER	1	2	2.41 miles	Shelbourne HONDA
137	F1	D KNIGHT / B HUGHES	3	2	2.41 miles	LCR KAWASAKI

Flag History

TYPE	TIME OF DAY
GREEN	18:28:46.419
FINISH	18:32:34.557

Flag Statistics

TYPE	COUNT	TOTAL LAPS	TOTAL TIME
Green	1	4	6:28.358
Red	0	0	0.000
Safety Car	0	0	0.000
FCY	0	0	0.000

Weather / Track : Cloudy / Dry

These results are provisional until the conclusion of any judicial and technical matters.

Brands Hatch Indy
Circuit Length = 1.2079 miles
Start: 18:28 Flag 18:32 End: 18:35

Clerk Of Course :	Timekeeper :
-------------------	--------------

BMCRC - MRO Championships 2019 - Rnd 9 @ Brands Hatch Indy

RKB-BMCRC F1 & F2 Sidecars

RACE 21 - STATISTICS

CLASS : F1

8 Starters

Fastest Lap History

NO	NAME	LAP TIME	TIME OF DAY	LAP	VEHICLE
137	D KNIGHT / B HUGHES	55.330	18:30:45.202	2	LCR KAWASAKI
137	D KNIGHT / B HUGHES	54.585	18:31:39.804	3	LCR KAWASAKI

Leader History

NO	NAME	FROM LAP	LAPS LED	DISTANCE	VEHICLE
137	D KNIGHT / B HUGHES	1	4	4.83 miles	LCR KAWASAKI

Weather / Track : Cloudy / Dry

These results are provisional until the conclusion of any judicial and technical matters.

Brands Hatch Indy

Circuit Length = 1.2079 miles

Start: 18:28 Flag 18:32 End: 18:35

Clerk Of Course :

Timekeeper :

BMCRC - MRO Championships 2019 - Rnd 9 @ Brands Hatch Indy

RKB-BMCRC F1 & F2 Sidecars

RACE 21 - STATISTICS

CLASS : F2

13 Starters

Fastest Lap History

NO	NAME	LAP TIME	TIME OF DAY	LAP	VEHICLE
155	M DIX / S PARKER	55.861	18:30:45.188	2	Shelbourne HONDA

Leader History

NO	NAME	FROM LAP	LAPS LED	DISTANCE	VEHICLE
155	M DIX / S PARKER	1	4	4.83 miles	Shelbourne HONDA

Weather / Track : Cloudy / Dry

These results are provisional until the conclusion of any judicial and technical matters.

Brands Hatch Indy

Circuit Length = 1.2079 miles

Start: 18:28 Flag 18:32 End: 18:35

Clerk Of Course :

Timekeeper :

BMCRC - MRO Championships 2019 - Rnd 9 @ Brands Hatch Indy

RKB-BMCRC F1 & F2 Sidecars

RACE 12 - GRID (14 Laps)



ROW 11			21	991 I GUY / R LAWRENCE
ROW 10	1:04.667		19	24 H BOELSMA / T VAN DER BURG
	20	67 P JEFFREY / G WHEELER		
ROW 9		1:00.965	17	167 W PETTMAN / B ROBINSON
	18	74 JON RESTALL / JACK RESTALL		
ROW 8	1:00.020		15	46 M SAUNDERS / D HODGSON
	16	6 M BELLABY / D GRISTWOOD		
ROW 7		59.661	13	412 G PETTIS / K PHILLIPS
	14	5 B TAYLOR / R HART		
ROW 6	57.171		11	121 A LAWRENCE / K HUGHES
	12	118 J BICKNELL / P ENSOR		
ROW 5		57.047	9	35 S REEVES / P THOMAS
	10	76 A STREET / K CHARLESWORTH		
ROW 4	56.964		7	73 C GOODIER / M STONE
	8	31 B MUNRO / O LAWRENCE		
ROW 3		56.611	5	136 S EDWARDS / L EDWARDS
	6	37 C MORPHET/ A HAYNES		
ROW 2	56.439		3	44 A KING / A SIGSWORTH
	4	39 B MOORE / A MOORE		
ROW 1		55.861	1	137 D KNIGHT / B HUGHES
	2	155 M DIX / S PARKER		
				Pole

Brands Hatch Indy
Circuit Length = 1.2079 miles

These results are provisional until the conclusion of any judicial and technical matters.

Clerk Of Course :	Steward :	Timekeeper :
-------------------	-----------	--------------

Results can be found at www.tsl-timing.com

Printed - 18:40 Saturday, 05 October 2019



BMCRC - MRO Championships 2019 - Rnd 9 @ Brands Hatch Indy

RKB-BMCRC F1 & F2 Sidecars

RACE 12 - CLASSIFICATION



POS	NO	CL	PIC NAME	ENTRY	LAPS	TIME	GAP	DIFF	MPH	BEST	ON
1	991	F1	1 I GUY / R LAWRENCE	LCR SUZUKI -	12	10:45.519			80.83	51.682	5
2	137	F1	2 D KNIGHT / B HUGHES	LCR KAWASAKI -	12	10:59.403	13.884	13.884	79.13	53.373	4
3	44	F2	1 A KING / A SIGSWORTH	Lumley Ireson HONDA - The Bell on the Common	12	11:13.912	28.393	14.509	77.43	55.085	6
4	39	F2	2 B MOORE / A MOORE	Ireson HONDA - Lane Building Services Ltd	12	11:16.448	30.929	2.536	77.14	55.062	3
5	155	F2	3 M DIX / S PARKER	Shelbourne HONDA - APACHE DEVEOLPMENTS	12	11:17.920	32.401	1.472	76.97	54.795	3
6	37	F2	4 C MORPHET/ A HAYNES	LCR SUZUKI -	12	11:19.281	33.762	1.361	76.82	55.446	7
7	136	F1	3 S EDWARDS / L EDWARDS	BMR SUZUKI - ECONOMY HEATING SERVICES	12	11:19.738	34.219	0.457	76.76	55.073	7
8	31	F2	5 B MUNRO / O LAWRENCE	Shelbourne YAMAHA - Allbikes	12	11:24.791	39.272	5.053	76.20	55.896	6
9	6	F2	6 M BELLABY / D GRISTWOOD	DDM SUZUKI - Gristwood & Toms	11	11:03.443	1 Lap	1 Lap	72.10	58.333	2
10	167	F2	7 W PETTMAN / B ROBINSON	Windle YAMAHA -	11	11:03.891	1 Lap	0.448	72.05	58.548	3
11	67	F1	4 P JEFFREY / G WHEELER	Windle - MJP racing	11	11:08.959	1 Lap	5.068	71.50	59.115	10
12	74	F1	5 JON RESTALL / JACK RESTALL	RCN YAMAHA -	11	11:17.284	1 Lap	8.325	70.62	59.474	5
13	24	F2	8 H BOELSMA / T VAN DER BURG	HONDA -	11	11:18.660	1 Lap	1.376	70.48	59.325	6

NOT CLASSIFIED

DNF	76	F2	A STREET / K CHARLESWORTH	MRE SUZUKI600 -	10	9:37.560	2 Laps	1 Lap	75.29	56.404	8
DNF	412	F1	G PETTIS / K PHILLIPS	RSR KTM 1190 - Performance technical	7	7:04.309	5 Laps	3 Laps	71.74	55.944	2
DNF	5	F2	B TAYLOR / R HART	LCR - Velocity V1	7	7:06.513	5 Laps	2.204	71.36	58.154	2
DNF	46	F2	M SAUNDERS / D HODGSON	MS Racing HONDA -	4	4:02.713	8 Laps	3 Laps	71.66	58.053	2

FASTEST LAP

991	F1	I GUY / R LAWRENCE	LCR SUZUKI -	5	51.682	84.14 mph	135.41 kph
155	F2	M DIX / S PARKER	Shelbourne HONDA - APACHE DEVEOLPMENTS	3	54.795	79.36 mph	127.71 kph

Class F1 - 92.5% of Race Speed = 74.76 mph

Class F2 - 92.5% of Race Speed = 71.62 mph

Brands Hatch Indy
Circuit Length = 1.2079 miles
Start: 14:52 Flag 15:03 End: 15:04

Weather / Track : Cloudy / Drying

These results are provisional until the conclusion of any judicial and technical matters.

Clerk Of Course :	Steward :	Timekeeper :
-------------------	-----------	--------------

Results can be found at www.tsl-timing.com

Printed - 15:08 Sunday, 06 October 2019



BMCR - MRO Championships 2019 - Rnd 9 @ Brands Hatch Indy

RKB-BMCR F1 & F2 Sidecars

RACE 12 - LAP CHART

LAP 1 @ 14:53:53.397

NO	BEHIND	LAP TIME
155		1:02.091
44	0.532	1:02.623
136	0.696	1:02.787
137	0.774	1:02.865
39	1.525	1:03.616
991	1.969	1:04.060
37	1.982	1:04.073
31	2.614	1:04.705
76	4.287	1:06.378
46	4.769	1:06.860
5	5.000	1:07.091
6	6.373	1:08.464
167	7.208	1:09.299
412	7.958	1:10.049
67	8.109	1:10.200
24	8.888	1:10.979
74	9.191	1:11.282

LAP 2 @ 14:54:47.887

NO	BEHIND	LAP TIME
137		53.716
155	0.677	55.167
991	1.303	53.824
44	1.795	55.753
136	2.228	56.022
39	3.222	56.187
37	3.822	56.330
31	4.735	56.611
76	7.124	57.327
46	8.332	58.053
5	8.664	58.154
412	9.412	55.944
6	10.216	58.333
167	11.949	59.231
67	14.039	1:00.420
24	15.447	1:01.049
74	16.008	1:01.307

LAP 3 @ 14:55:41.501

NO	BEHIND	LAP TIME
137		53.614
991	0.101	52.412
155	1.858	54.795
44	3.645	55.464
136	3.853	55.239
39	4.670	55.062
37	6.164	55.956
31	7.526	56.405
76	10.153	56.643
46	14.009	59.291
412	14.423	58.625
6	15.519	58.917
5	16.250	1:01.200
167	16.883	58.548
67	20.584	1:00.159
24	21.898	1:00.065
74	22.491	1:00.097

LAP 4 @ 14:56:33.387

NO	BEHIND	LAP TIME
991		51.785
137	1.487	53.373
155	5.146	55.174
44	7.108	55.349
136	7.315	55.348
39	8.033	55.249
37	10.048	55.770
31	11.909	56.269
76	15.045	56.778
46	20.632	58.509
412	21.860	59.323
6	22.300	58.667
5	23.585	59.221
167	24.145	59.148
67	28.813	1:00.115
24	30.693	1:00.681
74	31.067	1:00.462

LAP 5 @ 14:57:25.069

NO	BEHIND	LAP TIME
991		51.682
137	3.281	53.476
155	9.261	55.797
44	10.588	55.162
136	10.940	55.307
39	11.678	55.327
37	14.292	55.926
31	16.573	56.346
76	20.184	56.821
6	29.909	59.291
412	30.523	1:00.345
5	31.267	59.364
167	32.096	59.633
67	36.538	59.407
24	38.461	59.450
74	38.859	59.474

LAP 6 @ 14:58:16.761

NO	BEHIND	LAP TIME
991		51.692
137	5.091	53.502
155	12.996	55.427
44	13.981	55.085
136	14.745	55.497
39	15.408	55.422
37	18.058	55.458
31	20.777	55.896
76	25.356	56.864
6	37.199	58.982
5	38.728	59.153
412	39.017	1:00.186
167	39.932	59.528
67	44.869	1:00.023
24	46.094	59.325
74	47.465	1:00.298

LAP 7 @ 14:59:08.523

NO	BEHIND	LAP TIME
991		51.762
137	7.567	54.238

155	17.627	56.393
44	17.784	55.565
136	18.056	55.073
39	19.253	55.607
37	21.742	55.446
31	25.452	56.437
76	30.024	56.430
6	44.817	59.380
412	47.092	59.837
167	48.648	1:00.478
5	49.296	1:02.330
67	52.401	59.294

LAP 8 @ 15:00:01.317

NO	BEHIND	LAP TIME
991		52.794
24	1 Lap	59.522
74	1 Lap	1:01.200
137	9.307	54.534
155	20.488	55.655
136	20.754	55.492
44	21.189	56.199
39	21.672	55.213
37	24.607	55.659
31	28.843	56.185
76	33.634	56.404
6	51.575	59.552

LAP 9 @ 15:00:55.189

NO	BEHIND	LAP TIME
991		53.872
167	1 Lap	59.955
67	1 Lap	1:00.069
24	1 Lap	1:00.734
137	9.937	54.502
74	1 Lap	1:01.209
155	23.078	56.462
44	23.759	56.442
39	24.847	57.047
136	25.044	58.162
37	26.405	55.670
31	31.749	56.778
76	36.586	56.824

LAP 10 @ 15:01:48.295

NO	BEHIND	LAP TIME
991		53.106
6	1 Lap	1:00.450
167	1 Lap	59.798
137	12.247	55.416
67	1 Lap	1:00.683
24	1 Lap	1:00.203
74	1 Lap	1:01.271
155	25.822	55.850
44	26.192	55.539
39	27.530	55.789
136	28.745	56.807
37	29.245	55.946
31	34.665	56.022
76	40.571	57.091

LAP 11 @ 15:02:40.875

NO	BEHIND	LAP TIME
991		52.580
6	1 Lap	1:00.221
137	14.430	54.763
167	1 Lap	58.774
67	1 Lap	59.115
24	1 Lap	59.690
74	1 Lap	59.668
44	28.958	55.346
155	29.644	56.402
39	30.061	55.111
136	32.353	56.188
37	32.906	56.241
31	38.528	56.443

LAP 12 @ 15:03:36.825

NO	BEHIND	LAP TIME
991		55.950
137	13.884	55.404
6	1 Lap	1:01.186
167	1 Lap	59.499
67	1 Lap	59.474
44	28.393	55.385
39	30.929	56.818
74	1 Lap	1:01.016
155	32.401	58.707
24	1 Lap	1:06.962
37	33.762	56.806
136	34.219	57.816
31	39.272	56.694

Brands Hatch Indy

Circuit Length = 1.2079 miles

Start: 14:52 Flag 15:03 End: 15:04

Weather / Track : Cloudy / Drying

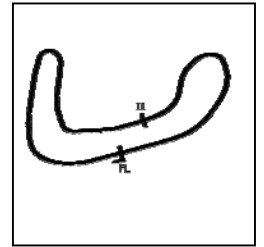
Results can be found at www.tsl-timing.com

Printed - 15:10 Sunday, 06 October 2019

BMCRC - MRO Championships 2019 - Rnd 9 @ Brands Hatch Indy

RKB-BMCRC F1 & F2 Sidecars

RACE 12 - SECTOR ANALYSIS



SECTOR 1 = FL to I1, SECTOR 2 = I1 to FL, DIFF = Difference To Personal Best Lap, P = Crossed Finish Line in Pit Lane, D = Time Disallowed

P1 991 F1 I GUY / R LAWRENCE			LCR SUZUKI -			
IDEAL LAP TIME : 51.626		BEST LAP TIME : 51.682	DIFFERENCE : 0.056			
LAP	SECTOR 1	SECTOR 2	LAP TIME	MPH	DIFF	TIME OF DAY
1 -		21.636	1:04.060	67.88	12.378	14:53:55.366
2 -	32.267	21.557	53.824	80.79	2.142	14:54:49.190
3 -	30.924	21.488	52.412	82.96	0.730	14:55:41.602
4 -	30.941	20.844	51.785	83.97	0.103	14:56:33.387
5 -	30.944	20.738	51.682 (1)	84.14		14:57:25.069
6 -	30.920	20.772	51.692 (2)	84.12	0.010	14:58:16.761
7 -	30.888	20.874	51.762 (3)	84.01	0.080	14:59:08.523
8 -	31.426	21.368	52.794	82.36	1.112	15:00:01.317
9 -	31.658	22.214	53.872	80.72	2.190	15:00:55.189
10 -	32.065	21.041	53.106	81.88	1.424	15:01:48.295
11 -	31.396	21.184	52.580	82.70	0.898	15:02:40.875
12 -	31.910	24.040	55.950	77.72	4.268	15:03:36.825

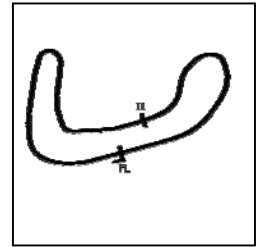
P2 137 F1 D KNIGHT / B HUGHES			LCR KAWASAKI -			
IDEAL LAP TIME : 53.267		BEST LAP TIME : 53.373	DIFFERENCE : 0.106			
LAP	SECTOR 1	SECTOR 2	LAP TIME	MPH	DIFF	TIME OF DAY
1 -		22.285	1:02.865	69.17	9.492	14:53:54.171
2 -	32.070	21.646	53.716	80.95	0.343	14:54:47.887
3 -	31.881	21.733	53.614	81.10	0.241	14:55:41.501
4 -	31.987	21.386	53.373 (1)	81.47		14:56:34.874
5 -	31.999	21.477	53.476 (2)	81.31	0.103	14:57:28.350
6 -	31.930	21.572	53.502 (3)	81.27	0.129	14:58:21.852
7 -	32.550	21.688	54.238	80.17	0.865	14:59:16.090
8 -	32.564	21.970	54.534	79.74	1.161	15:00:10.624
9 -	32.313	22.189	54.502	79.78	1.129	15:01:05.126
10 -	32.704	22.712	55.416	78.47	2.043	15:02:00.542
11 -	32.183	22.580	54.763	79.40	1.390	15:02:55.305
12 -	32.954	22.450	55.404	78.48	2.031	15:03:50.709

P3 44 F2 A KING / A SIGSWORTH			Lumley Ireson HONDA - The Bell on the Common			
IDEAL LAP TIME : 54.853		BEST LAP TIME : 55.085	DIFFERENCE : 0.232			
LAP	SECTOR 1	SECTOR 2	LAP TIME	MPH	DIFF	TIME OF DAY
1 -		22.452	1:02.623	69.44	7.538	14:53:53.929
2 -	33.598	22.155	55.753	77.99	0.668	14:54:49.682
3 -	33.240	22.224	55.464	78.40	0.379	14:55:45.146
4 -	32.983	22.366	55.349	78.56	0.264	14:56:40.495
5 -	32.960	22.202	55.162 (2)	78.83	0.077	14:57:35.657
6 -	32.698	22.387	55.085 (1)	78.94		14:58:30.742
7 -	33.261	22.304	55.565	78.26	0.480	14:59:26.307
8 -	33.616	22.583	56.199	77.37	1.114	15:00:22.506
9 -	33.927	22.515	56.442	77.04	1.357	15:01:18.948
10 -	33.114	22.425	55.539	78.29	0.454	15:02:14.487
11 -	33.063	22.283	55.346 (3)	78.57	0.261	15:03:09.833
12 -	33.130	22.255	55.385	78.51	0.300	15:04:05.218

BMCRC - MRO Championships 2019 - Rnd 9 @ Brands Hatch Indy

RKB-BMCRC F1 & F2 Sidecars

RACE 12 - SECTOR ANALYSIS



SECTOR 1 = FL to I1, SECTOR 2 = I1 to FL, DIFF = Difference To Personal Best Lap, P = Crossed Finish Line in Pit Lane, D = Time Disallowed

P4 39 F2		B MOORE / A MOORE		Ireson HONDA - Lane Building Services Ltd		
IDEAL LAP TIME : 54.656		BEST LAP TIME : 55.062		DIFFERENCE : 0.406		
LAP	SECTOR 1	SECTOR 2	LAP TIME	MPH	DIFF	TIME OF DAY
1 -		23.005	1:03.616	68.35	8.554	14:53:54.922
2 -	33.589	22.598	56.187	77.39	1.125	14:54:51.109
3 -	32.539	22.523	55.062 (1)	78.97		14:55:46.171
4 -	32.692	22.557	55.249	78.70	0.187	14:56:41.420
5 -	33.210	22.117	55.327	78.59	0.265	14:57:36.747
6 -	33.246	22.176	55.422	78.46	0.360	14:58:32.169
7 -	33.223	22.384	55.607	78.20	0.545	14:59:27.776
8 -	32.806	22.407	55.213 (3)	78.76	0.151	15:00:22.989
9 -	33.900	23.147	57.047	76.22	1.985	15:01:20.036
10 -	33.378	22.411	55.789	77.94	0.727	15:02:15.825
11 -	32.824	22.287	55.111 (2)	78.90	0.049	15:03:10.936
12 -	32.997	23.821	56.818	76.53	1.756	15:04:07.754

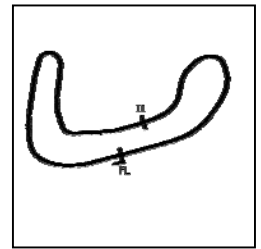
P5 155 F2		M DIX / S PARKER		Shelbourne HONDA - APACHE DEVELOPEMENTS		
IDEAL LAP TIME : 54.652		BEST LAP TIME : 54.795		DIFFERENCE : 0.143		
LAP	SECTOR 1	SECTOR 2	LAP TIME	MPH	DIFF	TIME OF DAY
1 -		22.408	1:02.091	70.03	7.296	14:53:53.397
2 -	32.741	22.426	55.167 (2)	78.82	0.372	14:54:48.564
3 -	32.884	21.911	54.795 (1)	79.36		14:55:43.359
4 -	33.038	22.136	55.174 (3)	78.81	0.379	14:56:38.533
5 -	33.536	22.261	55.797	77.93	1.002	14:57:34.330
6 -	33.051	22.376	55.427	78.45	0.632	14:58:29.757
7 -	33.653	22.740	56.393	77.11	1.598	14:59:26.150
8 -	33.280	22.375	55.655	78.13	0.860	15:00:21.805
9 -	34.116	22.346	56.462	77.01	1.667	15:01:18.267
10 -	33.269	22.581	55.850	77.86	1.055	15:02:14.117
11 -	34.076	22.326	56.402	77.10	1.607	15:03:10.519
12 -	34.324	24.383	58.707	74.07	3.912	15:04:09.226

P6 37 F2		C MORPHET/ A HAYNES		LCR SUZUKI -		
IDEAL LAP TIME :		BEST LAP TIME : 55.446		DIFFERENCE :		
LAP	SECTOR 1	SECTOR 2	LAP TIME	MPH	DIFF	TIME OF DAY
1 -			1:04.073	67.86	8.627	14:53:55.379
2 -			56.330	77.19	0.884	14:54:51.709
3 -			55.956	77.71	0.510	14:55:47.665
4 -			55.770	77.97	0.324	14:56:43.435
5 -			55.926	77.75	0.480	14:57:39.361
6 -			55.458 (2)	78.41	0.012	14:58:34.819
7 -			55.446 (1)	78.42		14:59:30.265
8 -			55.659 (3)	78.12	0.213	15:00:25.924
9 -			55.670	78.11	0.224	15:01:21.594
10 -			55.946	77.72	0.500	15:02:17.540
11 -			56.241	77.32	0.795	15:03:13.781
12 -			56.806	76.55	1.360	15:04:10.587

BMCR - MRO Championships 2019 - Rnd 9 @ Brands Hatch Indy

RKB-BMCR F1 & F2 Sidecars

RACE 12 - SECTOR ANALYSIS



SECTOR 1 = FL to I1, SECTOR 2 = I1 to FL, DIFF = Difference To Personal Best Lap, P = Crossed Finish Line in Pit Lane, D = Time Disallowed

P7 136 F1		S EDWARDS / L EDWARDS		BMR SUZUKI - ECONOMY HEATING SERVICES		
IDEAL LAP TIME : 54.873		BEST LAP TIME : 55.073		DIFFERENCE : 0.200		
LAP	SECTOR 1	SECTOR 2	LAP TIME	MPH	DIFF	TIME OF DAY
1 -		22.319	1:02.787	69.25	7.714	14:53:54.093
2 -	33.972	22.050	56.022	77.62	0.949	14:54:50.115
3 -	33.195	22.044	55.239 (2)	78.72	0.166	14:55:45.354
4 -	33.179	22.169	55.348	78.56	0.275	14:56:40.702
5 -	33.035	22.272	55.307 (3)	78.62	0.234	14:57:36.009
6 -	33.185	22.312	55.497	78.35	0.424	14:58:31.506
7 -	32.829	22.244	55.073 (1)	78.96		14:59:26.579
8 -	33.249	22.243	55.492	78.36	0.419	15:00:22.071
9 -	34.555	23.607	58.162	74.76	3.089	15:01:20.233
10 -	34.318	22.489	56.807	76.55	1.734	15:02:17.040
11 -	33.316	22.872	56.188	77.39	1.115	15:03:13.228
12 -	33.670	24.146	57.816	75.21	2.743	15:04:11.044

P8 31 F2		B MUNRO / O LAWRENCE		Shelbourne YAMAHA - Allbikes		
IDEAL LAP TIME : 55.663		BEST LAP TIME : 55.896		DIFFERENCE : 0.233		
LAP	SECTOR 1	SECTOR 2	LAP TIME	MPH	DIFF	TIME OF DAY
1 -		22.811	1:04.705	67.20	8.809	14:53:56.011
2 -	34.047	22.564	56.611	76.81	0.715	14:54:52.622
3 -	33.496	22.909	56.405	77.09	0.509	14:55:49.027
4 -	33.798	22.471	56.269	77.28	0.373	14:56:45.296
5 -	33.596	22.750	56.346	77.17	0.450	14:57:41.642
6 -	33.311	22.585	55.896 (1)	77.79		14:58:37.538
7 -	33.416	23.021	56.437	77.05	0.541	14:59:33.975
8 -	33.485	22.700	56.185 (3)	77.39	0.289	15:00:30.160
9 -	33.889	22.889	56.778	76.58	0.882	15:01:26.938
10 -	33.192	22.830	56.022 (2)	77.62	0.126	15:02:22.960
11 -	33.412	23.031	56.443	77.04	0.547	15:03:19.403
12 -	33.472	23.222	56.694	76.70	0.798	15:04:16.097

P9 6 F2		M BELLABY / D GRISTWOOD		DDM SUZUKI - Gristwood & Toms		
IDEAL LAP TIME : 57.857		BEST LAP TIME : 58.333		DIFFERENCE : 0.476		
LAP	SECTOR 1	SECTOR 2	LAP TIME	MPH	DIFF	TIME OF DAY
1 -		23.822	1:08.464	63.51	10.131	14:53:59.770
2 -	34.390	23.943	58.333 (1)	74.54		14:54:58.103
3 -	35.450	23.467	58.917 (3)	73.80	0.584	14:55:57.020
4 -	34.917	23.750	58.667 (2)	74.12	0.334	14:56:55.687
5 -	35.191	24.100	59.291	73.34	0.958	14:57:54.978
6 -	35.136	23.846	58.982	73.72	0.649	14:58:53.960
7 -	35.331	24.049	59.380	73.23	1.047	14:59:53.340
8 -	35.399	24.153	59.552	73.02	1.219	15:00:52.892
9 -	36.335	24.115	1:00.450	71.93	2.117	15:01:53.342
10 -	35.827	24.394	1:00.221	72.21	1.888	15:02:53.563
11 -	37.078	24.108	1:01.186	71.07	2.853	15:03:54.749

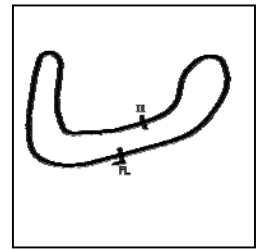
Weather / Track : Cloudy / Drying

Brands Hatch Indy
Circuit Length = 1.2079 miles
Start: 14:52 Flag 15:03 End: 15:04

BMCRC - MRO Championships 2019 - Rnd 9 @ Brands Hatch Indy

RKB-BMCRC F1 & F2 Sidecars

RACE 12 - SECTOR ANALYSIS



SECTOR 1 = FL to I1, SECTOR 2 = I1 to FL, DIFF = Difference To Personal Best Lap, P = Crossed Finish Line in Pit Lane, D = Time Disallowed

P10 167 F2		W PETTMAN / B ROBINSON		Windle YAMAHA -		
IDEAL LAP TIME : 58.486		BEST LAP TIME : 58.548		DIFFERENCE : 0.062		
LAP	SECTOR 1	SECTOR 2	LAP TIME	MPH	DIFF	TIME OF DAY
1 -		24.281	1:09.299	62.75	10.751	14:54:00.605
2 -	35.253	23.978	59.231	73.41	0.683	14:54:59.836
3 -	34.808	23.740	58.548 (1)	74.27		14:55:58.384
4 -	35.236	23.912	59.148 (3)	73.52	0.600	14:56:57.532
5 -	35.857	23.776	59.633	72.92	1.085	14:57:57.165
6 -	35.820	23.708	59.528	73.05	0.980	14:58:56.693
7 -	36.362	24.116	1:00.478	71.90	1.930	14:59:57.171
8 -	35.388	24.567	59.955	72.53	1.407	15:00:57.126
9 -	35.752	24.046	59.798	72.72	1.250	15:01:56.924
10 -	35.096	23.678	58.774 (2)	73.98	0.226	15:02:55.698
11 -	35.069	24.430	59.499	73.08	0.951	15:03:55.197

P11 67 F1		P JEFFREY / G WHEELER		Windle - MJP racing		
IDEAL LAP TIME : 58.689		BEST LAP TIME : 59.115		DIFFERENCE : 0.426		
LAP	SECTOR 1	SECTOR 2	LAP TIME	MPH	DIFF	TIME OF DAY
1 -		25.020	1:10.200	61.94	11.085	14:54:01.506
2 -	36.479	23.941	1:00.420	71.97	1.305	14:55:01.926
3 -	36.225	23.934	1:00.159	72.28	1.044	14:56:02.085
4 -	36.204	23.911	1:00.115	72.33	1.000	14:57:02.200
5 -	35.560	23.847	59.407 (3)	73.20	0.292	14:58:01.607
6 -	35.896	24.127	1:00.023	72.44	0.908	14:59:01.630
7 -	35.605	23.689	59.294 (2)	73.33	0.179	15:00:00.924
8 -	36.262	23.807	1:00.069	72.39	0.954	15:01:00.993
9 -	36.456	24.227	1:00.683	71.66	1.568	15:02:01.676
10 -	35.868	23.247	59.115 (1)	73.56		15:03:00.791
11 -	35.442	24.032	59.474	73.11	0.359	15:04:00.265

P12 74 F1		JON RESTALL / JACK RESTALL		RCN YAMAHA -		
IDEAL LAP TIME : 59.335		BEST LAP TIME : 59.474		DIFFERENCE : 0.139		
LAP	SECTOR 1	SECTOR 2	LAP TIME	MPH	DIFF	TIME OF DAY
1 -		24.418	1:11.282	61.00	11.808	14:54:02.588
2 -	37.246	24.061	1:01.307	70.93	1.833	14:55:03.895
3 -	36.239	23.858	1:00.097 (3)	72.35	0.623	14:56:03.992
4 -	36.711	23.751	1:00.462	71.92	0.988	14:57:04.454
5 -	35.912	23.562	59.474 (1)	73.11		14:58:03.928
6 -	36.273	24.025	1:00.298	72.11	0.824	14:59:04.226
7 -	36.255	24.945	1:01.200	71.05	1.726	15:00:05.426
8 -	36.813	24.396	1:01.209	71.04	1.735	15:01:06.635
9 -	36.916	24.355	1:01.271	70.97	1.797	15:02:07.906
10 -	35.773	23.895	59.668 (2)	72.88	0.194	15:03:07.574
11 -	35.783	25.233	1:01.016	71.26	1.542	15:04:08.590

P13 24 F2		H BOELSMA / T VAN DER BURG		HONDA -		
IDEAL LAP TIME : 59.325		BEST LAP TIME : 59.325		DIFFERENCE : 0.000		
LAP	SECTOR 1	SECTOR 2	LAP TIME	MPH	DIFF	TIME OF DAY
1 -		24.762	1:10.979	61.26	11.654	14:54:02.285
2 -	36.591	24.458	1:01.049	71.23	1.724	14:55:03.334
3 -	35.964	24.101	1:00.065	72.39	0.740	14:56:03.399
4 -	36.755	23.926	1:00.681	71.66	1.356	14:57:04.080
5 -	35.815	23.635	59.450 (2)	73.14	0.125	14:58:03.530
6 -	35.743	23.582	59.325 (1)	73.30		14:59:02.855
7 -	35.853	23.669	59.522 (3)	73.05	0.197	15:00:02.377
8 -	36.498	24.236	1:00.734	71.60	1.409	15:01:03.111
9 -	36.249	23.954	1:00.203	72.23	0.878	15:02:03.314
10 -	35.920	23.770	59.690	72.85	0.365	15:03:03.004
11 -	36.077	30.885	1:06.962	64.94	7.637	15:04:09.966

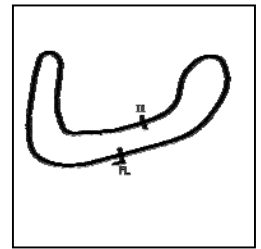
Weather / Track : Cloudy / Drying

Brands Hatch Indy
Circuit Length = 1.2079 miles
Start: 14:52 Flag 15:03 End: 15:04

BMCRC - MRO Championships 2019 - Rnd 9 @ Brands Hatch Indy

RKB-BMCRC F1 & F2 Sidecars

RACE 12 - SECTOR ANALYSIS



SECTOR 1 = FL to I1, SECTOR 2 = I1 to FL, DIFF = Difference To Personal Best Lap, P = Crossed Finish Line in Pit Lane, D = Time Disallowed

P14 76 F2		A STREET / K CHARLESWORTH		MRE SUZUKI600 -		
IDEAL LAP TIME : 56.353		BEST LAP TIME : 56.404		DIFFERENCE : 0.051		
LAP	SECTOR 1	SECTOR 2	LAP TIME	MPH	DIFF	TIME OF DAY
1 -		23.786	1:06.378	65.51	9.974	14:53:57.684
2 -	34.170	23.157	57.327	75.85	0.923	14:54:55.011
3 -	33.551	23.092	56.643 (3)	76.77	0.239	14:55:51.654
4 -	33.772	23.006	56.778	76.58	0.374	14:56:48.432
5 -	33.782	23.039	56.821	76.53	0.417	14:57:45.253
6 -	33.713	23.151	56.864	76.47	0.460	14:58:42.117
7 -	33.366	23.064	56.430 (2)	77.06	0.026	14:59:38.547
8 -	33.347	23.057	56.404 (1)	77.09		15:00:34.951
9 -	33.738	23.086	56.824	76.52	0.420	15:01:31.775
10 -	33.746	23.345	57.091	76.16	0.687	15:02:28.866

P15 412 F1		G PETTIS / K PHILLIPS		RSR KTM 1190 - Performance technical		
IDEAL LAP TIME :		BEST LAP TIME : 55.944		DIFFERENCE :		
LAP	SECTOR 1	SECTOR 2	LAP TIME	MPH	DIFF	TIME OF DAY
1 -			1:10.049	62.07	14.105	14:54:01.355
2 -			55.944 (1)	77.73		14:54:57.299
3 -			58.625 (2)	74.17	2.681	14:55:55.924
4 -			59.323 (3)	73.30	3.379	14:56:55.247
5 -			1:00.345	72.06	4.401	14:57:55.592
6 -			1:00.186	72.25	4.242	14:58:55.778
7 -			59.837	72.67	3.893	14:59:55.615

P16 5 F2		B TAYLOR / R HART		LCR - Velocity V1		
IDEAL LAP TIME : 58.120		BEST LAP TIME : 58.154		DIFFERENCE : 0.034		
LAP	SECTOR 1	SECTOR 2	LAP TIME	MPH	DIFF	TIME OF DAY
1 -		23.722	1:07.091	64.81	8.937	14:53:58.397
2 -	34.693	23.461	58.154 (1)	74.77		14:54:56.551
3 -	37.192	24.008	1:01.200	71.05	3.046	14:55:57.751
4 -	35.794	23.427	59.221 (3)	73.43	1.067	14:56:56.972
5 -	35.189	24.175	59.364	73.25	1.210	14:57:56.336
6 -	35.379	23.774	59.153 (2)	73.51	0.999	14:58:55.489
7 -	36.614	25.716	1:02.330	69.76	4.176	14:59:57.819

P17 46 F2		M SAUNDERS / D HODGSON		MS Racing HONDA -		
IDEAL LAP TIME : 58.053		BEST LAP TIME : 58.053		DIFFERENCE : 0.000		
LAP	SECTOR 1	SECTOR 2	LAP TIME	MPH	DIFF	TIME OF DAY
1 -		24.019	1:06.860	65.03	8.807	14:53:58.166
2 -	34.735	23.318	58.053 (1)	74.90		14:54:56.219
3 -	34.925	24.366	59.291 (3)	73.34	1.238	14:55:55.510
4 -	34.824	23.685	58.509 (2)	74.32	0.456	14:56:54.019

Weather / Track : Cloudy / Drying

Brands Hatch Indy
Circuit Length = 1.2079 miles
Start: 14:52 Flag 15:03 End: 15:04

BMCRC - MRO Championships 2019 - Rnd 9 @ Brands Hatch Indy

RKB-BMCRC F1 & F2 Sidecars

RACE 12 - BEST SECTORS

SECTOR 1			SECTOR 2			IDEAL / BEST COMPARISON						
POS	NO	NAME	TIME	NO	NAME	TIME	POS	NO	NAME	IDEAL	BEST	DIFF
									PERFECT LAP	51.626		
1	991	I GUY / R LAWRENCE	30.888	991	I GUY / R LAWRENCE	20.738	1	991	I GUY / R LAWRENCI	51.626	51.682	0.056
2	137	D KNIGHT / B HUGHES	31.881	137	D KNIGHT / B HUGHES	21.386	2	137	D KNIGHT / B HUGHI	53.267	53.373	0.106
3	39	B MOORE / A MOORE	32.539	155	M DIX / S PARKER	21.911	3	155	M DIX / S PARKER	54.652	54.795	0.143
4	44	A KING / A SIGSWORTH	32.698	136	S EDWARDS / L EDWARDS	22.044	4	39	B MOORE / A MOORI	54.656	55.062	0.406
5	155	M DIX / S PARKER	32.741	39	B MOORE / A MOORE	22.117	5	44	A KING / A SIGSWOF	54.853	55.085	0.232
6	136	S EDWARDS / L EDWARDS	32.829	44	A KING / A SIGSWORTH	22.155	6	136	S EDWARDS / L EDW	54.873	55.073	0.200
7	31	B MUNRO / O LAWRENCE	33.192	31	B MUNRO / O LAWRENCE	22.471	7	31	B MUNRO / O LAWRE	55.663	55.896	0.233
8	76	A STREET / K CHARLESWOR	33.347	76	A STREET / K CHARLESWOR	23.006	8	76	A STREET / K CHARL	56.353	56.404	0.051
9	6	M BELLABY / D GRISTWOOD	34.390	67	P JEFFREY / G WHEELER	23.247	9	6	M BELLABY / D GRIS	57.857	58.333	0.476
10	5	B TAYLOR / R HART	34.693	46	M SAUNDERS / D HODGSON	23.318	10	46	M SAUNDERS / D HC	58.053	58.053	0.000
11	46	M SAUNDERS / D HODGSON	34.735	5	B TAYLOR / R HART	23.427	11	5	B TAYLOR / R HART	58.120	58.154	0.034
12	167	W PETTMAN / B ROBINSON	34.808	6	M BELLABY / D GRISTWOOD	23.467	12	167	W PETTMAN / B ROE	58.486	58.548	0.062
13	67	P JEFFREY / G WHEELER	35.442	74	JON RESTALL / JACK RESTAL	23.562	13	67	P JEFFREY / G WHEI	58.689	59.115	0.426
14	24	H BOELSMA / T VAN DER BUF	35.743	24	H BOELSMA / T VAN DER BUF	23.582	14	24	H BOELSMA / T VAN	59.325	59.325	0.000
15	74	JON RESTALL / JACK RESTAL	35.773	167	W PETTMAN / B ROBINSON	23.678	15	74	JON RESTALL / JAC	59.335	59.474	0.139
16							16	412	G PETTIS / K PHILLIF		55.944	
17							17	37	C MORPHET/ A HAYI		55.446	

Weather / Track : Cloudy / Drying

Results can be found at www.tsl-timing.com

Brands Hatch Indy
Circuit Length = 1.2079 miles
Start: 14:52 Flag 15:03 End: 15:04

Printed - 15:10 Sunday, 06 October 2019

BMCRC - MRO Championships 2019 - Rnd 9 @ Brands Hatch Indy

RKB-BMCRC F1 & F2 Sidecars

RACE 12 - STATISTICS

Competitors Started 17
Planned Start 2019-10-06 @ 13:56:00.000
Actual Start 2019-10-06 @ 14:52:51.305
Finish Time 2019-10-06 @ 15:03:36.824
Track Length 1.2079mi.
Total Laps 179
Total Distance Covered 216.2222mi.

Session Fastest Lap History

NO	CL	NAME	LAP TIME	TIME OF DAY	LAP	VEHICLE
137	F1	D KNIGHT / B HUGHES	53.716	14:54:47.903	2	LCR KAWASAKI
137	F1	D KNIGHT / B HUGHES	53.614	14:55:41.517	3	LCR KAWASAKI
991	F1	I GUY / R LAWRENCE	52.412	14:55:41.602	3	LCR SUZUKI
991	F1	I GUY / R LAWRENCE	51.785	14:56:33.404	4	LCR SUZUKI
991	F1	I GUY / R LAWRENCE	51.682	14:57:25.084	5	LCR SUZUKI

Session Leader History

NO	CL	NAME	FROM LAP	LAPS LED	DISTANCE	VEHICLE
155	F2	M DIX / S PARKER	1	1	1.20 miles	Shelbourne HONDA
137	F1	D KNIGHT / B HUGHES	2	2	2.41 miles	LCR KAWASAKI
991	F1	I GUY / R LAWRENCE	4	9	10.87 miles	LCR SUZUKI

Flag History

TYPE	TIME OF DAY
GREEN	14:52:51.305
FINISH	15:03:36.824

Flag Statistics

TYPE	COUNT	TOTAL LAPS	TOTAL TIME
Green	1	12	11:33.597
Red	0	0	0.000
Safety Car	0	0	0.000
FCY	0	0	0.000

Weather / Track : Cloudy / Drying

These results are provisional until the conclusion of any judicial and technical matters.

Brands Hatch Indy

Circuit Length = 1.2079 miles

Start: 14:52 Flag 15:03 End: 15:04

Clerk Of Course :	Timekeeper :
-------------------	--------------

BMCRC - MRO Championships 2019 - Rnd 9 @ Brands Hatch Indy

RKB-BMCRC F1 & F2 Sidecars

RACE 12 - STATISTICS

CLASS : F1

6 Starters

Fastest Lap History

NO	NAME	LAP TIME	TIME OF DAY	LAP	VEHICLE
137	D KNIGHT / B HUGHES	53.716	14:54:47.903	2	LCR KAWASAKI
137	D KNIGHT / B HUGHES	53.614	14:55:41.517	3	LCR KAWASAKI
991	I GUY / R LAWRENCE	52.412	14:55:41.602	3	LCR SUZUKI
991	I GUY / R LAWRENCE	51.785	14:56:33.404	4	LCR SUZUKI
991	I GUY / R LAWRENCE	51.682	14:57:25.084	5	LCR SUZUKI

Leader History

NO	NAME	FROM LAP	LAPS LED	DISTANCE	VEHICLE
991	I GUY / R LAWRENCE	1	12	14.49 miles	LCR SUZUKI

Weather / Track : Cloudy / Drying

These results are provisional until the conclusion of any judicial and technical matters.

Brands Hatch Indy

Circuit Length = 1.2079 miles

Start: 14:52 Flag 15:03 End: 15:04

Clerk Of Course :

Timekeeper :

BMCRC - MRO Championships 2019 - Rnd 9 @ Brands Hatch Indy

RKB-BMCRC F1 & F2 Sidecars

RACE 12 - STATISTICS

CLASS : F2

11 Starters

Fastest Lap History

NO	NAME	LAP TIME	TIME OF DAY	LAP	VEHICLE
155	M DIX / S PARKER	55.167	14:54:48.590	2	Shelbourne HONDA
155	M DIX / S PARKER	54.795	14:55:43.385	3	Shelbourne HONDA

Leader History

NO	NAME	FROM LAP	LAPS LED	DISTANCE	VEHICLE
44	A KING / A SIGSWORTH	1	12	14.49 miles	Lumley Ireson HONDA

Weather / Track : Cloudy / Drying

These results are provisional until the conclusion of any judicial and technical matters.

Brands Hatch Indy

Circuit Length = 1.2079 miles

Start: 14:52 Flag 15:03 End: 15:04

Clerk Of Course :

Timekeeper :

BMCRC - MRO Championships 2019 - Rnd 9 @ Brands Hatch Indy

RKB-BMCRC F1 & F2 Sidecars

RACE 22 - GRID (14 Laps)



ROW 11			21	121	A LAWRENCE / K HUGHES				
ROW 10	20	118	J BICKNELL / P ENSOR	19	73	C GOODIER / M STONE			
ROW 9			18	35	S REEVES / P THOMAS	17	74	JON RESTALL / JACK RESTALL	59.474
ROW 8			16	24	H BOELSMA / T VAN DER BURG	15	67	P JEFFREY / G WHEELER	59.325 59.115
ROW 7			14	167	W PETTMAN / B ROBINSON	13	6	M BELLABY / D GRISTWOOD	58.548 58.333
ROW 6			12	5	B TAYLOR / R HART	11	46	M SAUNDERS / D HODGSON	58.154 58.053
ROW 5			10	76	A STREET / K CHARLESWORTH	9	412	G PETTIS / K PHILLIPS	56.404 55.944
ROW 4			8	31	B MUNRO / O LAWRENCE	7	37	C MORPHET / A HAYNES	55.896 55.446
ROW 3			6	44	A KING / A SIGSWORTH	5	136	S EDWARDS / L EDWARDS	55.085 55.073
ROW 2			4	39	B MOORE / A MOORE	3	155	M DIX / S PARKER	55.062 54.795
ROW 1			2	137	D KNIGHT / B HUGHES	1	991	I GUY / R LAWRENCE	53.373 51.682
									Pole

Brands Hatch Indy
Circuit Length = 1.2079 miles

These results are provisional until the conclusion of any judicial and technical matters.

Clerk Of Course :	Steward :	Timekeeper :
-------------------	-----------	--------------

Results can be found at www.tsl-timing.com

Printed - 15:09 Sunday, 06 October 2019



BMCRC - MRO Championships 2019 - Rnd 9 @ Brands Hatch Indy

RKB-BMCRC F1 & F2 Sidecars

RACE 22 - CLASSIFICATION



POS	NO	CL	PIC NAME	ENTRY	LAPS	TIME	GAP	DIFF	MPH	BEST	ON
1	155	F2	1 M DIX / S PARKER	Shelbourne HONDA - APACHE DEVELOPEMENTS	14	13:48.609			73.47	56.308	2
2	39	F2	2 B MOORE / A MOORE	Ireson HONDA - Lane Building Services Ltd	14	13:49.538	0.929	0.929	73.39	55.847	13
3	31	F2	3 B MUNRO / O LAWRENCE	Shelbourne YAMAHA - Allbikes	14	13:50.511	1.902	0.973	73.30	56.314	13
4	6	F2	4 M BELLABY / D GRISTWOOD	DDM SUZUKI - Gristwood & Toms	14	14:20.813	32.204	30.302	70.72	58.904	2
5	136	F1	1 S EDWARDS / L EDWARDS	BMR SUZUKI - ECONOMY HEATING SERVICES	14	14:39.712	51.103	18.899	69.20	57.035	2
6	167	F2	5 W PETTMAN / B ROBINSON	Windle YAMAHA -	13	14:09.617	1 Lap	1 Lap	66.53	1:01.336	12

NOT CLASSIFIED

DNF	137	F1	D KNIGHT / B HUGHES	LCR KAWASAKI -	3	3:17.429	11 Laps	10 Laps	66.07	55.664	2
DNF	37	F2	C MORPHET / A HAYNES	LCR SUZUKI -	2	2:02.432	12 Laps	1 Lap	71.03	57.194	2
DNF	991	F1	I GUY / R LAWRENCE	LCR SUZUKI -	0						

FASTEST LAP

137	F1	D KNIGHT / B HUGHES	LCR KAWASAKI -	2	55.664	78.12 mph	125.72 kph
39	F2	B MOORE / A MOORE	Ireson HONDA - Lane Building Services Ltd	13	55.847	77.86 mph	125.31 kph

Class F2 - 92.5% of Race Speed = 67.95 mph

Class F1 - 92.5% of Race Speed = 64.01 mph

Brands Hatch Indy

Circuit Length = 1.2079 miles

Start: 17:33 Flag 17:47 End: 17:47

Weather / Track : Drizzle / Damp

These results are provisional until the conclusion of any judicial and technical matters.

Clerk Of Course :	Steward :	Timekeeper :
-------------------	-----------	--------------

Results can be found at www.tsl-timing.com

Printed - 17:48 Sunday, 06 October 2019



BMCRC - MRO Championships 2019 - Rnd 9 @ Brands Hatch Indy

RKB-BMCRC F1 & F2 Sidecars

RACE 22 - LAP CHART

LAP 1 @ 17:34:17.134		
NO	BEHIND	LAP TIME

137		1:01.851
155	1.559	1:03.410
136	2.114	1:03.965
31	3.016	1:04.867
37	3.387	1:05.238
39	4.449	1:06.300
6	5.777	1:07.628
167	8.776	1:10.627

LAP 2 @ 17:35:12.798		
NO	BEHIND	LAP TIME

137		55.664
155	2.203	56.308
136	3.485	57.035
31	4.740	57.388
37	4.917	57.194
39	4.985	56.200
6	9.017	58.904
167	17.946	1:04.834

LAP 3 @ 17:36:17.257		
NO	BEHIND	LAP TIME

155		1:02.256
39	1.379	1:00.853
31	2.471	1:02.190
136	7.043	1:08.017
6	8.519	1:03.961
137	15.455	1:19.914
167	22.620	1:09.133

LAP 4 @ 17:37:24.360		
NO	BEHIND	LAP TIME

155		1:07.103
39	0.219	1:05.943
31	1.779	1:06.411
6	7.369	1:05.953
136	13.037	1:13.097
167	28.045	1:12.528

LAP 5 @ 17:38:27.357		
NO	BEHIND	LAP TIME

155		1:02.997
39	0.451	1:03.229
31	1.849	1:03.067
6	8.197	1:03.825
136	18.096	1:08.056
167	31.514	1:06.466

LAP 6 @ 17:39:27.451		
NO	BEHIND	LAP TIME

155		1:00.094
39	0.181	59.824
31	1.668	59.913
6	10.429	1:02.326
136	22.923	1:04.921
167	36.444	1:05.024

LAP 7 @ 17:40:25.728		
NO	BEHIND	LAP TIME

155		58.277
39	1.198	59.294
31	1.677	58.286
6	12.412	1:00.260
136	26.595	1:01.949
167	42.478	1:04.311

LAP 8 @ 17:41:22.754		
NO	BEHIND	LAP TIME

155		57.026
39	1.187	57.015
31	2.144	57.493
6	15.348	59.962
136	30.817	1:01.248
167	48.932	1:03.480

LAP 9 @ 17:42:19.737		
NO	BEHIND	LAP TIME

155		56.983
39	1.488	57.284
31	2.126	56.965
6	18.186	59.821
136	35.106	1:01.272

LAP 10 @ 17:43:16.459		
NO	BEHIND	LAP TIME

155		56.722
167	1 Lap	1:04.812
39	1.215	56.449
31	1.908	56.504
6	20.950	59.486
136	38.982	1:00.598

LAP 11 @ 17:44:13.239		
NO	BEHIND	LAP TIME

155		56.780
39	2.359	57.924
31	2.689	57.561
167	1 Lap	1:03.761
6	23.961	59.791
136	42.784	1:00.582

LAP 12 @ 17:45:10.006		
NO	BEHIND	LAP TIME

155		56.767
39	2.626	57.034
31	2.997	57.075
167	1 Lap	1:01.900
6	27.000	59.806
136	45.811	59.794

LAP 13 @ 17:46:06.876		
NO	BEHIND	LAP TIME

155		56.870
39	1.603	55.847
31	2.441	56.314
167	1 Lap	1:01.336

6	29.289	59.159
136	47.531	58.590

LAP 14 @ 17:47:03.892		
NO	BEHIND	LAP TIME

155		57.016
39	0.929	56.342
31	1.902	56.477
167	1 Lap	1:01.405
6	32.204	59.931
136	51.103	1:00.588

Weather / Track : Drizzle / Damp

Results can be found at www.tsl-timing.com

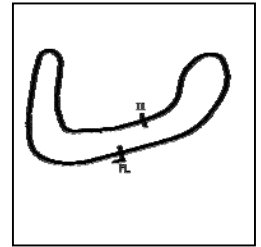
Brands Hatch Indy
Circuit Length = 1.2079 miles
Start: 17:33 Flag 17:47 End: 17:47

Printed - 17:49 Sunday, 06 October 2019

BMCRC - MRO Championships 2019 - Rnd 9 @ Brands Hatch Indy

RKB-BMCRC F1 & F2 Sidecars

RACE 22 - SECTOR ANALYSIS



SECTOR 1 = FL to I1, SECTOR 2 = I1 to FL, DIFF = Difference To Personal Best Lap, P = Crossed Finish Line in Pit Lane, D = Time Disallowed

P1 155 F2		M DIX / S PARKER		Shelbourne HONDA - APACHE DEVELOPEMENTS		
IDEAL LAP TIME : 56.308		BEST LAP TIME : 56.308		DIFFERENCE : 0.000		
LAP	SECTOR 1	SECTOR 2	LAP TIME	MPH	DIFF	TIME OF DAY
1 -		22.716	1:03.410	68.57	7.102	17:34:18.693
2 -	33.723	22.585	56.308 (1)	77.22		17:35:15.001
3 -	35.281	26.975	1:02.256	69.85	5.948	17:36:17.257
4 -	40.824	26.279	1:07.103	64.80	10.795	17:37:24.360
5 -	38.421	24.576	1:02.997	69.02	6.689	17:38:27.357
6 -	36.144	23.950	1:00.094	72.36	3.786	17:39:27.451
7 -	35.473	22.804	58.277	74.61	1.969	17:40:25.728
8 -	34.429	22.597	57.026	76.25	0.718	17:41:22.754
9 -	34.027	22.956	56.983	76.31	0.675	17:42:19.737
10 -	33.895	22.827	56.722 (2)	76.66	0.414	17:43:16.459
11 -	34.189	22.591	56.780	76.58	0.472	17:44:13.239
12 -	33.979	22.788	56.767 (3)	76.60	0.459	17:45:10.006
13 -	34.069	22.801	56.870	76.46	0.562	17:46:06.876
14 -	33.978	23.038	57.016	76.26	0.708	17:47:03.892

P2 39 F2		B MOORE / A MOORE		Ireson HONDA - Lane Building Services Ltd		
IDEAL LAP TIME : 55.847		BEST LAP TIME : 55.847		DIFFERENCE : 0.000		
LAP	SECTOR 1	SECTOR 2	LAP TIME	MPH	DIFF	TIME OF DAY
1 -		22.903	1:06.300	65.58	10.453	17:34:21.583
2 -	33.541	22.659	56.200 (2)	77.37	0.353	17:35:17.783
3 -	34.933	25.920	1:00.853	71.46	5.006	17:36:18.636
4 -	40.309	25.634	1:05.943	65.94	10.096	17:37:24.579
5 -	38.576	24.653	1:03.229	68.77	7.382	17:38:27.808
6 -	36.198	23.626	59.824	72.68	3.977	17:39:27.632
7 -	35.958	23.336	59.294	73.33	3.447	17:40:26.926
8 -	34.408	22.607	57.015	76.27	1.168	17:41:23.941
9 -	34.581	22.703	57.284	75.91	1.437	17:42:21.225
10 -	33.919	22.530	56.449	77.03	0.602	17:43:17.674
11 -	35.101	22.823	57.924	75.07	2.077	17:44:15.598
12 -	34.348	22.686	57.034	76.24	1.187	17:45:12.632
13 -	33.416	22.431	55.847 (1)	77.86		17:46:08.479
14 -	33.570	22.772	56.342 (3)	77.18	0.495	17:47:04.821

P3 31 F2		B MUNRO / O LAWRENCE		Shelbourne YAMAHA - Allbikes		
IDEAL LAP TIME : 56.249		BEST LAP TIME : 56.314		DIFFERENCE : 0.065		
LAP	SECTOR 1	SECTOR 2	LAP TIME	MPH	DIFF	TIME OF DAY
1 -		23.144	1:04.867	67.03	8.553	17:34:20.150
2 -	33.969	23.419	57.388	75.77	1.074	17:35:17.538
3 -	36.892	25.298	1:02.190	69.92	5.876	17:36:19.728
4 -	39.950	26.461	1:06.411	65.48	10.097	17:37:26.139
5 -	38.426	24.641	1:03.067	68.95	6.753	17:38:29.206
6 -	36.065	23.848	59.913	72.58	3.599	17:39:29.119
7 -	35.207	23.079	58.286	74.60	1.972	17:40:27.405
8 -	34.626	22.867	57.493	75.63	1.179	17:41:24.898
9 -	34.141	22.824	56.965	76.33	0.651	17:42:21.863
10 -	33.972	22.532	56.504 (3)	76.96	0.190	17:43:18.367
11 -	34.830	22.731	57.561	75.54	1.247	17:44:15.928
12 -	34.011	23.064	57.075	76.19	0.761	17:45:13.003
13 -	33.717	22.597	56.314 (1)	77.22		17:46:09.317
14 -	33.862	22.615	56.477 (2)	76.99	0.163	17:47:05.794

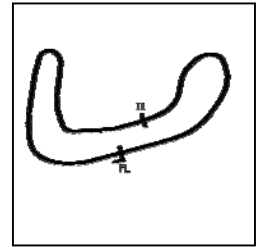
Weather / Track : Drizzle / Damp

Brands Hatch Indy
Circuit Length = 1.2079 miles
Start: 17:33 Flag 17:47 End: 17:47

BMCRC - MRO Championships 2019 - Rnd 9 @ Brands Hatch Indy

RKB-BMCRC F1 & F2 Sidecars

RACE 22 - SECTOR ANALYSIS



SECTOR 1 = FL to I1, SECTOR 2 = I1 to FL, DIFF = Difference To Personal Best Lap, P = Crossed Finish Line in Pit Lane, D = Time Disallowed

P4 6 F2		M BELLABY / D GRISTWOOD		DDM SUZUKI - Gristwood & Toms		
IDEAL LAP TIME : 58.904		BEST LAP TIME : 58.904		DIFFERENCE : 0.000		
LAP	SECTOR 1	SECTOR 2	LAP TIME	MPH	DIFF	TIME OF DAY
1 -		24.155	1:07.628	64.30	8.724	17:34:22.911
2 -	35.159	23.745	58.904 (1)	73.82		17:35:21.815
3 -	37.298	26.663	1:03.961	67.98	5.057	17:36:25.776
4 -	40.156	25.174	1:05.953	65.93	7.049	17:37:31.729
5 -	38.651	25.797	1:03.825	68.13	4.921	17:38:35.554
6 -	37.544	24.782	1:02.326	69.77	3.422	17:39:37.880
7 -	36.115	24.145	1:00.260	72.16	1.356	17:40:38.140
8 -	35.919	24.043	59.962	72.52	1.058	17:41:38.102
9 -	35.501	24.320	59.821	72.69	0.917	17:42:37.923
10 -	35.515	23.971	59.486 (3)	73.10	0.582	17:43:37.409
11 -	36.000	23.791	59.791	72.73	0.887	17:44:37.200
12 -	35.893	23.913	59.806	72.71	0.902	17:45:37.006
13 -	35.356	23.803	59.159 (2)	73.50	0.255	17:46:36.165
14 -	35.842	24.089	59.931	72.56	1.027	17:47:36.096

P5 136 F1		S EDWARDS / L EDWARDS		BMR SUZUKI - ECONOMY HEATING SERVICES		
IDEAL LAP TIME : 56.876		BEST LAP TIME : 57.035		DIFFERENCE : 0.159		
LAP	SECTOR 1	SECTOR 2	LAP TIME	MPH	DIFF	TIME OF DAY
1 -		22.851	1:03.965	67.98	6.930	17:34:19.248
2 -	34.025	23.010	57.035 (1)	76.24		17:35:16.283
3 -	38.731	29.286	1:08.017	63.93	10.982	17:36:24.300
4 -	44.870	28.227	1:13.097	59.49	16.062	17:37:37.397
5 -	42.124	25.932	1:08.056	63.89	11.021	17:38:45.453
6 -	39.340	25.581	1:04.921	66.98	7.886	17:39:50.374
7 -	37.511	24.438	1:01.949	70.19	4.914	17:40:52.323
8 -	36.557	24.691	1:01.248	70.99	4.213	17:41:53.571
9 -	36.588	24.684	1:01.272	70.97	4.237	17:42:54.843
10 -	36.204	24.394	1:00.598	71.76	3.563	17:43:55.441
11 -	36.545	24.037	1:00.582	71.78	3.547	17:44:56.023
12 -	35.714	24.080	59.794 (3)	72.72	2.759	17:45:55.817
13 -	35.035	23.555	58.590 (2)	74.22	1.555	17:46:54.407
14 -	35.951	24.637	1:00.588	71.77	3.553	17:47:54.995

P6 167 F2		W PETTMAN / B ROBINSON		Windle YAMAHA -		
IDEAL LAP TIME : 1:01.011		BEST LAP TIME : 1:01.336		DIFFERENCE : 0.325		
LAP	SECTOR 1	SECTOR 2	LAP TIME	MPH	DIFF	TIME OF DAY
1 -		25.491	1:10.627	61.57	9.291	17:34:25.910
2 -	38.412	26.422	1:04.834	67.07	3.498	17:35:30.744
3 -	40.668	28.465	1:09.133	62.90	7.797	17:36:39.877
4 -	43.148	29.380	1:12.528	59.95	11.192	17:37:52.405
5 -	40.506	25.960	1:06.466	65.42	5.130	17:38:58.871
6 -	39.178	25.846	1:05.024	66.87	3.688	17:40:03.895
7 -	38.886	25.425	1:04.311	67.61	2.975	17:41:08.206
8 -	38.160	25.320	1:03.480	68.50	2.144	17:42:11.686
9 -	38.500	26.312	1:04.812	67.09	3.476	17:43:16.498
10 -	38.784	24.977	1:03.761	68.20	2.425	17:44:20.259
11 -	36.959	24.941	1:01.900 (3)	70.25	0.564	17:45:22.159
12 -	36.801	24.535	1:01.336 (1)	70.89		17:46:23.495
13 -	36.476	24.929	1:01.405 (2)	70.81	0.069	17:47:24.900

P7 137 F1		D KNIGHT / B HUGHES		LCR KAWASAKI -		
IDEAL LAP TIME : 55.463		BEST LAP TIME : 55.664		DIFFERENCE : 0.201		
LAP	SECTOR 1	SECTOR 2	LAP TIME	MPH	DIFF	TIME OF DAY
1 -		22.228	1:01.851	70.30	6.187	17:34:17.134
2 -	33.235	22.429	55.664 (1)	78.12		17:35:12.798
3 -	36.849	43.065	1:19.914 (2)	54.41	24.250	17:36:32.712

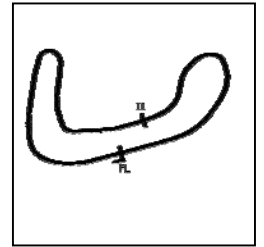
Weather / Track : Drizzle / Damp

Brands Hatch Indy
Circuit Length = 1.2079 miles
Start: 17:33 Flag 17:47 End: 17:47

BMCRC - MRO Championships 2019 - Rnd 9 @ Brands Hatch Indy

RKB-BMCRC F1 & F2 Sidecars

RACE 22 - SECTOR ANALYSIS



SECTOR 1 = FL to I1, SECTOR 2 = I1 to FL, DIFF = Difference To Personal Best Lap, P = Crossed Finish Line in Pit Lane, D = Time Disallowed

P8 37 F2 C MORPHET/ A HAYNES		LCR SUZUKI -				
IDEAL LAP TIME : 57.078		BEST LAP TIME : 57.194		DIFFERENCE : 0.116		
LAP	SECTOR 1	SECTOR 2	LAP TIME	MPH	DIFF	TIME OF DAY
1 -		23.015	1:05.238	66.65	8.044	17:34:20.521
2 -	34.063	23.131	57.194 (1)	76.03		17:35:17.715

Weather / Track : Drizzle / Damp

Results can be found at www.tsl-timing.com

Page 3 of 3

Brands Hatch Indy
Circuit Length = 1.2079 miles
Start: 17:33 Flag 17:47 End: 17:47

Printed - 17:49 Sunday, 06 October 2019

BMCRC - MRO Championships 2019 - Rnd 9 @ Brands Hatch Indy

RKB-BMCRC F1 & F2 Sidecars

RACE 22 - BEST SECTORS

SECTOR 1			SECTOR 2			IDEAL / BEST COMPARISON						
POS	NO	NAME	TIME	NO	NAME	TIME	POS	NO	NAME	IDEAL	BEST	DIFF
									PERFECT LAP	55.463		
1	137	D KNIGHT / B HUGHES	33.235	137	D KNIGHT / B HUGHES	22.228	1	137	D KNIGHT / B HUGHES	55.463	55.664	0.201
2	39	B MOORE / A MOORE	33.416	39	B MOORE / A MOORE	22.431	2	39	B MOORE / A MOORE	55.847	55.847	0.000
3	31	B MUNRO / O LAWRENCE	33.717	31	B MUNRO / O LAWRENCE	22.532	3	31	B MUNRO / O LAWRENCE	56.249	56.314	0.065
4	155	M DIX / S PARKER	33.723	155	M DIX / S PARKER	22.585	4	155	M DIX / S PARKER	56.308	56.308	0.000
5	136	S EDWARDS / L EDWARDS	34.025	136	S EDWARDS / L EDWARDS	22.851	5	136	S EDWARDS / L EDWARDS	56.876	57.035	0.159
6	37	C MORPHET / A HAYNES	34.063	37	C MORPHET / A HAYNES	23.015	6	37	C MORPHET / A HAYNES	57.078	57.194	0.116
7	6	M BELLABY / D GRISTWOOD	35.159	6	M BELLABY / D GRISTWOOD	23.745	7	6	M BELLABY / D GRISTWOOD	58.904	58.904	0.000
8	167	W PETTMAN / B ROBINSON	36.476	167	W PETTMAN / B ROBINSON	24.535	8	167	W PETTMAN / B ROBINSON	1:01.011	1:01.336	0.325
9												

Weather / Track : Drizzle / Damp

Results can be found at www.tsl-timing.com

Brands Hatch Indy
Circuit Length = 1.2079 miles
Start: 17:33 Flag 17:47 End: 17:47

Printed - 17:49 Sunday, 06 October 2019

BMCRC - MRO Championships 2019 - Rnd 9 @ Brands Hatch Indy

RKB-BMCRC F1 & F2 Sidecars

RACE 22 - STATISTICS

Competitors Started 8
Planned Start 2019-10-06 @ 17:15:00.000
Actual Start 2019-10-06 @ 17:33:15.282
Finish Time 2019-10-06 @ 17:47:03.891
Track Length 1.2079mi.
Total Laps 88
Total Distance Covered 106.2992mi.

Session Fastest Lap History

NO	CL	NAME	LAP TIME	TIME OF DAY	LAP	VEHICLE
137	F1	D KNIGHT / B HUGHES	55.664	17:35:12.814	2	LCR KAWASAKI

Session Leader History

NO	CL	NAME	FROM LAP	LAPS LED	DISTANCE	VEHICLE
137	F1	D KNIGHT / B HUGHES	1	2	2.41 miles	LCR KAWASAKI
155	F2	M DIX / S PARKER	3	12	14.49 miles	Shelbourne HONDA

Flag History

TYPE	TIME OF DAY
GREEN	17:33:15.282
FINISH	17:47:03.891

Flag Statistics

TYPE	COUNT	TOTAL LAPS	TOTAL TIME
Green	1	14	14:42.023
Red	0	0	0.000
Safety Car	0	0	0.000
FCY	0	0	0.000

Weather / Track : Drizzle / Damp

These results are provisional until the conclusion of any judicial and technical matters.

Brands Hatch Indy
Circuit Length = 1.2079 miles
Start: 17:33 Flag 17:47 End: 17:47

Clerk Of Course :		Timekeeper :
-------------------	--	--------------

BMCRC - MRO Championships 2019 - Rnd 9 @ Brands Hatch Indy

RKB-BMCRC F1 & F2 Sidecars

RACE 22 - STATISTICS

CLASS : F1

2 Starters

Fastest Lap History

NO	NAME	LAP TIME	TIME OF DAY	LAP	VEHICLE
137	D KNIGHT / B HUGHES	55.664	17:35:12.814	2	LCR KAWASAKI

Leader History

NO	NAME	FROM LAP	LAPS LED	DISTANCE	VEHICLE
137	D KNIGHT / B HUGHES	1	2	2.41 miles	LCR KAWASAKI
136	S EDWARDS / L EDWARDS	3	12	14.49 miles	BMR SUZUKI

Weather / Track : Drizzle / Damp

These results are provisional until the conclusion of any judicial and technical matters.

Brands Hatch Indy

Circuit Length = 1.2079 miles

Start: 17:33 Flag 17:47 End: 17:47

Clerk Of Course :

Timekeeper :

BMCRC - MRO Championships 2019 - Rnd 9 @ Brands Hatch Indy

RKB-BMCRC F1 & F2 Sidecars

RACE 22 - STATISTICS

CLASS : F2

6 Starters

Fastest Lap History

NO	NAME	LAP TIME	TIME OF DAY	LAP	VEHICLE
155	M DIX / S PARKER	56.308	17:35:15.027	2	Shelbourne HONDA
39	B MOORE / A MOORE	56.200	17:35:17.783	2	Ireson HONDA
39	B MOORE / A MOORE	55.847	17:46:08.497	13	Ireson HONDA

Leader History

NO	NAME	FROM LAP	LAPS LED	DISTANCE	VEHICLE
155	M DIX / S PARKER	1	14	16.91 miles	Shelbourne HONDA

Weather / Track : Drizzle / Damp

These results are provisional until the conclusion of any judicial and technical matters.

Brands Hatch Indy

Circuit Length = 1.2079 miles

Start: 17:33 Flag 17:47 End: 17:47

Clerk Of Course :

Timekeeper :

BMCRC-MRO Championships 2018



BMCRC THUNDERBIKE EXTREME & ULTRA

Brands Hatch Indy Circuit

5th / 6th October 2019



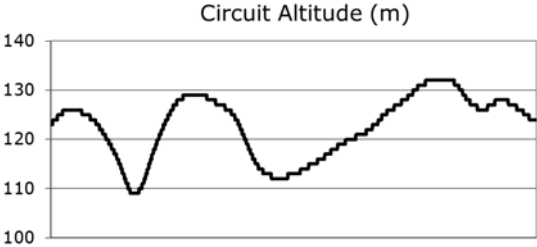
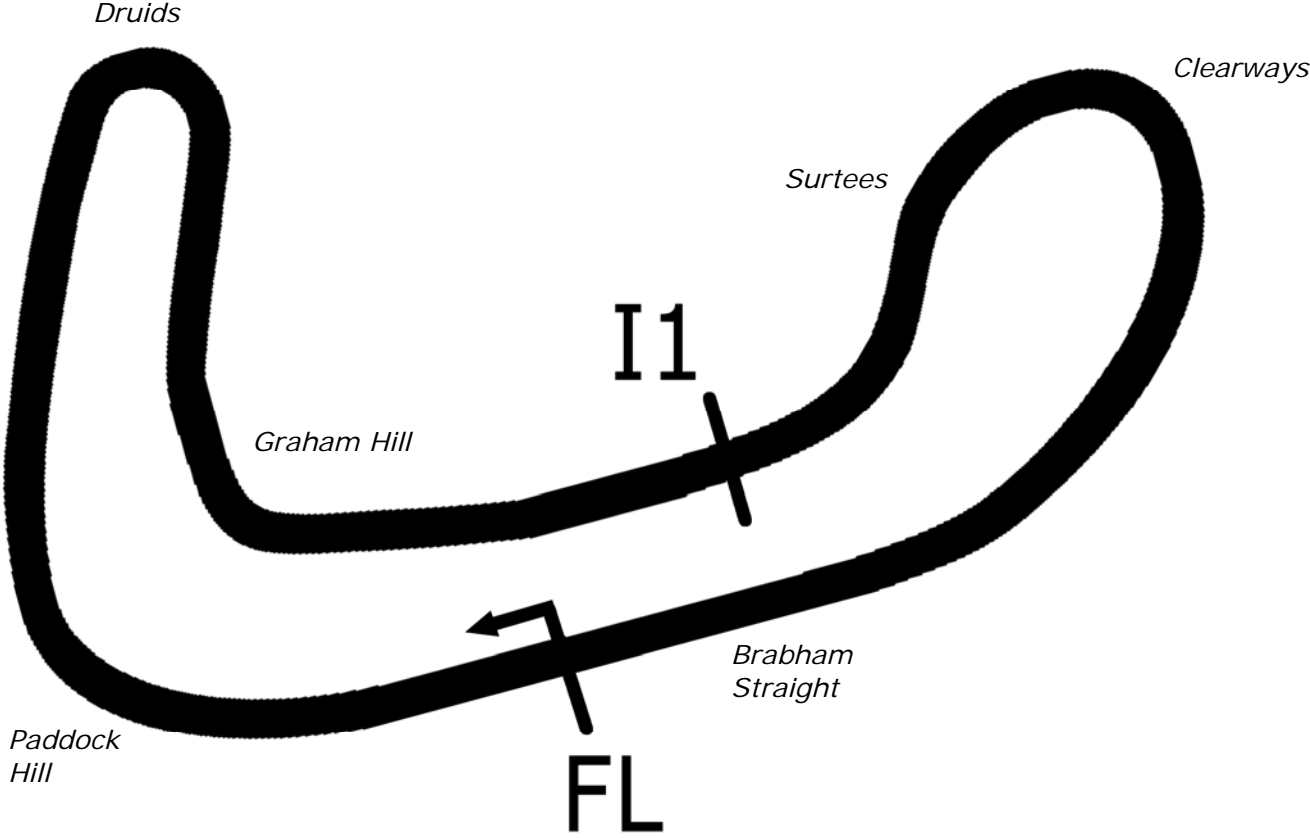
Results Provided by Timing Solutions Ltd
www.tsl-timing.com

Brands Hatch Indy



SPORTS TIMING

TIMING SOLUTIONS LTD



Length	1.2079 miles	1944.0 m	
FL		51.36032 N	0.26032 E
I1	1112m	51.35934 N	0.25955 E
Pit Entry	1669m	51.35911 N	0.25743 E
Pit Exit	26m after FL	51.36027 N	0.26078 E
Pit Entry–Pit Exit 277m, 16.6s @60kph, 12.4s @80kph			

BMCRC - MRO Championships 2019 - Rnd 9 @ Brands Hatch Indy

Team Respro MRO 600 inc MSS Performance Clubman 600 & Thunderbike Ultra

QUALIFYING - CLASSIFICATION



POS	NO	CL	PIC NAME	ENTRY	TIME	ON	LAPS	GAP	DIFF	MPH
1	86		1 Jamie KELMAN	Triumph DAYTONA 675 - Phased Out Racing /TSR vapor	49.417	9	12			87.99
2	121		2 Max SYMONDS	Kawasaki ZX6 - J&C Symonds LTD	49.529	10	12	0.112	0.112	87.79
3	14		3 Chris BURRAGE	Yamaha R6 - Seton tuning	49.613	12	12	0.196	0.084	87.65
4	56		4 Michael MILLS	Yamaha R6 - A51 Racing	49.749	8	13	0.332	0.136	87.41
5	912	C	1 Michael WHITE	Yamaha R6 - Race Lab Suspension	49.764	8	13	0.347	0.015	87.38
6	140	U	1 Aiden PATMORE	Yamaha R1 - TBR Performance/NW Roofing	50.020	6	8	0.603	0.256	86.93
7	173		5 Stephen DRAPER	Yamaha R6 -	50.136	13	13	0.719	0.116	86.73
8	21	C	2 Nick WHITCHER	Yamaha R6 -	50.282	13	14	0.865	0.146	86.48
9	111		6 Ryan FOLKES	Triumph DAYTONA 675 - Carl Harrison Motorcyle Service	50.416	10	12	0.999	0.134	86.25
10	29	C	3 Charlie STONE	Kawasaki ZX6R - Loveday auto repairs	50.622	10	11	1.205	0.206	85.90
11	188	C	4 Dawid KRAWIECKI	Yamaha R6 - Code Blue LTD & D A East Electrical	50.634	9	12	1.217	0.012	85.88
12	5	U	2 Stacey KILLWORTH	Ducati 1098 - BK/Everns	50.718	9	11	1.301	0.084	85.74
13	143	U	3 Steve PALMER	Suzuki GSXR1000 K6 - 4C8/Mk1 Transit racing	50.758	12	13	1.341	0.040	85.67
14	98	C	5 Lee ELLIS	Yamaha R6 - Steve Jordan Motorcycles	50.768	11	14	1.351	0.010	85.65
15	12	C	6 Cedric BLOCH	Kawasaki ZX6R - Brigit's Group & SDC Performance	50.862	5	5	1.445	0.094	85.49
16	44		7 Hayden PLATTON	Kawasaki ZX6R - NR Racing	50.873	13	14	1.456	0.011	85.47
17	34		8 Don GILBERT	Kawasaki ZX6R -	50.879	9	14	1.462	0.006	85.46
18	17		9 Andy GILL	Kawasaki ZX6 -	50.894	13	13	1.477	0.015	85.44
19	40		10 David SHELVEY	Suzuki GSXR 600 K1 - ymark.com	50.935	13	13	1.518	0.041	85.37
20	76	U	4 Jason BYARD	Suzuki GSXR 1000 - May Construction	51.117	3	5	1.700	0.182	85.07
21	258	U	5 Ande FRIEND	Kawasaki ZX10R - Flying colours Motorcycle Training	51.217	12	13	1.800	0.100	84.90
22	58	U	6 Michael ALLEN	Kawasaki ZX10R -	51.328	10	12	1.911	0.111	84.72
23	43	C	7 Jon CLARK	Triumph 675R - RJC Motor Services	51.474	9	12	2.057	0.146	84.48
24	519	C	8 Eric TELGER	Yamaha YZFR6 -	51.990	11	13	2.573	0.516	83.64
25	888		11 Hayden WOOD	Yamaha R6 -	52.037	10	14	2.620	0.047	83.56
26	78	U	7 Jamie THOMAS	Suzuki GSXR 1000 - Team RubyRacing	52.079	8	12	2.662	0.042	83.50
27	288	C	9 Toby REYNOLDS	Honda CBR600 -	52.127	11	12	2.710	0.048	83.42
28	16	C	10 Tom VAUGHAN	Yamaha R6 -	52.139	13	13	2.722	0.012	83.40
29	82	U	8 Matt HINNELLS	Yamaha R1 - Bears repairs/Jamie Vale Carpentry	52.144	8	13	2.727	0.005	83.39
30	3		12 Joey LAMBDEN	Yamaha R6 -	52.465	13	13	3.048	0.321	82.88
31	188	U	9 Cecil DINSMORE	Suzuki GSXR 1000 - KnC Racing	52.527	7	8	3.110	0.062	82.78
32	2	C	11 Toby TRUNDLE	Triumph DAYTONA 675 - Harris Motorcycles - Harlow	52.798	12	12	3.381	0.271	82.36
33	115	U	10 Sam MCFARLANE	Suzuki GSXR - Msg racing suzuki, performance technical	52.937	10	11	3.520	0.139	82.14
34	8	C	12 Dave SAUNDERS	Honda CBR600 -	53.318	9	13	3.901	0.381	81.55
35	464		13 Luke STONEMAN	Kawasaki ZX6R -	53.382	9	12	3.965	0.064	81.46
36	16	U	11 Matthew WREN	Suzuki GSXR - TBR performance	53.476	10	11	4.059	0.094	81.31
37	185		11 Steven HORNE	Kawasaki ZX6R - Bodylogic/SBS/Shirlaws/Keenan Recyc	53.558	11	13	4.141	0.082	81.19
38	624	C	13 Matthew FEDRICK	Yamaha R6 - Matthew Fedrick farriers ltd	53.736	9	11	4.319	0.178	80.92
39	83		15 Talan SKEELS-PIGGINS	Yamaha R6 - Talan Racing	54.331	4	4	4.914	0.595	80.03
40	33	C	14 Phillip MCMANAMON	Honda CBR600 -	55.532	11	12	6.115	1.201	78.30
41	138	C	15 Mike LONG	Yamaha R6 - True heroes racing	55.566	8	8	6.149	0.034	78.26
42	86	U	12 Jonathan LEFT	Suzuki GSXR 750 - JRL Design Solutions Ltd	55.667	11	11	6.250	0.101	78.11
43	103		16 Richard DUNCAN	Yamaha R6 - C forbes flooring	57.257	7	9	7.840	1.590	75.94

Brands Hatch Indy
Circuit Length = 1.2079 miles
Start: 09:21 Flag 09:35 End: 09:36

Weather / Track : Cloudy / Dry

These results are provisional until the conclusion of any judicial and technical matters.

Clerk Of Course :	Steward :	Timekeeper :
-------------------	-----------	--------------

Results can be found at www.tsl-timing.com

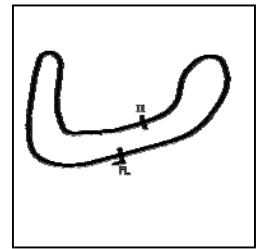
Printed - 09:47 Saturday, 05 October 2019



BMCRC - MRO Championships 2019 - Rnd 9 @ Brands Hatch Indy

Team Respro MRO 600 inc MSS Performance Clubman 600 & Thunderbike Ultra

QUALIFYING - SECTOR ANALYSIS



SECTOR 1 = FL to I1, SECTOR 2 = I1 to FL, DIFF = Difference To Personal Best Lap, P = Crossed Finish Line in Pit Lane, D = Time Disallowed

P1 86		Jamie KELMAN		Triumph DAYTONA 675 - Phased Out Racing /TSR vapour blas			
IDEAL LAP TIME : 49.145		BEST LAP TIME : 49.417		DIFFERENCE : 0.272			
LAP	SECTOR 1	SECTOR 2	LAP TIME	MPH	DIFF	TIME OF DAY	
1 -	33.869	21.341	55.210	78.76	5.793	09:22:51.613	
2 -	32.368	21.358	53.726	80.94	4.309	09:23:45.339	
3 -	30.569	20.624	51.193	84.94	1.776	09:24:36.532	
4 -	30.375	20.125	50.500	86.11	1.083	09:25:27.032	
5 -	40.071	IN PIT	2:59.687	P 24.20	2:10.270	09:28:26.719	
6 -	OUTLAP	20.451	53.007	82.03	3.590	09:29:19.726	
7 -	30.171	19.832	50.003	86.96	0.586	09:30:09.729	
8 -	29.637	19.790	49.427 (2)	87.98	0.010	09:30:59.156	
9 -	29.355	20.062	49.417 (1)	87.99		09:31:48.573	
10 -	29.870	19.991	49.861	87.21	0.444	09:32:38.434	
11 -	30.628	19.905	50.533	86.05	1.116	09:33:28.967	
12 -	29.833	19.943	49.776 (3)	87.36	0.359	09:34:18.743	

P2 121		Max SYMONDS		Kawasaki ZX6 - J&C Symonds LTD			
IDEAL LAP TIME : 49.494		BEST LAP TIME : 49.529		DIFFERENCE : 0.035			
LAP	SECTOR 1	SECTOR 2	LAP TIME	MPH	DIFF	TIME OF DAY	
1 -	33.132	21.337	54.469	79.83	4.940	09:22:38.384	
2 -	30.986	20.376	51.362	84.66	1.833	09:23:29.746	
3 -	30.564	20.009	50.573	85.98	1.044	09:24:20.319	
4 -	31.615	IN PIT	4:34.656	P 15.83	3:45.127	09:28:54.975	
5 -	OUTLAP	20.250	54.188	80.25	4.659	09:29:49.163	
6 -	30.557	20.222	50.779	85.63	1.250	09:30:39.942	
7 -	30.407	19.879	50.286	86.47	0.757	09:31:30.228	
8 -	30.054	19.793	49.847 (2)	87.23	0.318	09:32:20.075	
9 -	30.104	19.932	50.036	86.90	0.507	09:33:10.111	
10 -	29.783	19.746	49.529 (1)	87.79		09:33:59.640	
11 -	31.701	21.473	53.174	81.78	3.645	09:34:52.814	
12 -	29.748	20.189	49.937 (3)	87.08	0.408	09:35:42.751	

P3 14		Chris BURRAGE		Yamaha R6 - Seton tuning			
IDEAL LAP TIME : 49.248		BEST LAP TIME : 49.613		DIFFERENCE : 0.365			
LAP	SECTOR 1	SECTOR 2	LAP TIME	MPH	DIFF	TIME OF DAY	
1 -	33.821	21.150	54.971	79.10	5.358	09:22:26.159	
2 -	31.093	20.456	51.549	84.35	1.936	09:23:17.708	
3 -	30.985	20.787	51.772	83.99	2.159	09:24:09.480	
4 -	31.614	20.071	51.685	84.13	2.072	09:25:01.165	
5 -	30.192	20.021	50.213 (3)	86.60	0.600	09:25:51.378	
6 -	30.663	IN PIT	2:36.911	P 27.71	1:47.298	09:28:28.289	
7 -	OUTLAP	20.651	57.802	75.23	8.189	09:29:26.091	
8 -	30.578	19.952	50.530	86.05	0.917	09:30:16.621	
9 -	30.612	19.678	50.290	86.47	0.677	09:31:06.911	
10 -	30.601	19.681	50.282	86.48	0.669	09:31:57.193	
11 -	29.827	19.947	49.774 (2)	87.36	0.161	09:32:46.967	
12 -	29.570	20.043	49.613 (1)	87.65		09:33:36.580	

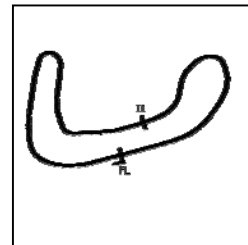
Weather / Track : Cloudy / Dry

Brands Hatch Indy
Circuit Length = 1.2079 miles
Start: 09:21 Flag 09:35 End: 09:36

BMCRC - MRO Championships 2019 - Rnd 9 @ Brands Hatch Indy

Team Respro MRO 600 inc MSS Performance Clubman 600 & Thunderbike Ultra

QUALIFYING - SECTOR ANALYSIS



SECTOR 1 = FL to I1, SECTOR 2 = I1 to FL, DIFF = Difference To Personal Best Lap, P = Crossed Finish Line in Pit Lane, D = Time Disallowed

P4 56 Michael MILLS		Yamaha R6 - A51 Racing				
IDEAL LAP TIME : 49.542		BEST LAP TIME : 49.749				
		DIFFERENCE : 0.207				
LAP	SECTOR 1	SECTOR 2	LAP TIME	MPH	DIFF	TIME OF DAY
1 -	31.629	21.605	53.234	81.68	3.485	09:22:52.574
2 -	32.339	21.653	53.992	80.54	4.243	09:23:46.566
3 -	33.267	20.876	54.143	80.31	4.394	09:24:40.709
4 -	30.127	20.802	50.929	85.38	1.180	09:25:31.638
5 -	52.297	IN PIT	3:07.972	P 23.13	2:18.223	09:28:39.610
6 -	OUTLAP	21.266	56.655	76.75	6.906	09:29:36.265
7 -	31.609	20.731	52.340	83.08	2.591	09:30:28.605
8 -	29.999	19.750	49.749 (1)	87.41		09:31:18.354
9 -	30.979	20.912	51.891	83.80	2.142	09:32:10.245
10 -	30.467	19.839	50.306	(3) 86.44	0.557	09:33:00.551
11 -	30.508	20.673	51.181	84.96	1.432	09:33:51.732
12 -	29.792	20.043	49.835	(2) 87.26	0.086	09:34:41.567
13 -	34.196	22.142	56.338	77.18	6.589	09:35:37.905

P5 912 C Michael WHITE		Yamaha R6 - Race Lab Suspension				
IDEAL LAP TIME : 49.764		BEST LAP TIME : 49.764				
		DIFFERENCE : 0.000				
LAP	SECTOR 1	SECTOR 2	LAP TIME	MPH	DIFF	TIME OF DAY
1 -	OUTLAP	21.170	58.418	74.43	8.654	09:23:33.287
2 -	31.239	20.145	51.384	84.62	1.620	09:24:24.671
3 -	30.455	20.601	51.056	85.17	1.292	09:25:15.727
4 -	30.091	20.261	50.352	(2) 86.36	0.588	09:26:06.079
5 -	45.010	IN PIT	2:34.818	P 28.08	1:45.054	09:28:40.897
6 -	OUTLAP	20.873	54.753	79.42	4.989	09:29:35.650
7 -	31.422	21.383	52.805	82.35	3.041	09:30:28.455
8 -	29.883	19.881	49.764 (1)	87.38		09:31:18.219
9 -	31.054	20.405	51.459	84.50	1.695	09:32:09.678
10 -	30.610	20.071	50.681	85.80	0.917	09:33:00.359
11 -	30.539	19.981	50.520	86.07	0.756	09:33:50.879
12 -	30.369	20.118	50.487	(3) 86.13	0.723	09:34:41.366
13 -	31.403	20.704	52.107	83.45	2.343	09:35:33.473

P6 140 U Aiden PATMORE		Yamaha R1 - TBR Performance/NW Roofing				
IDEAL LAP TIME : 50.020		BEST LAP TIME : 50.020				
		DIFFERENCE : 0.000				
LAP	SECTOR 1	SECTOR 2	LAP TIME	MPH	DIFF	TIME OF DAY
1 -	OUTLAP	22.641	1:03.421	68.56	13.401	09:23:59.093
2 -	32.969	21.016	53.985	80.55	3.965	09:24:53.078
3 -	31.709	20.994	52.703	(3) 82.51	2.683	09:25:45.781
4 -	31.216	IN PIT	3:02.206	P 23.86	2:12.186	09:28:47.987
5 -	OUTLAP	26.899	1:10.672	61.53	20.652	09:29:58.659
6 -	30.269	19.751	50.020 (1)	86.93		09:30:48.679
7 -	30.538	20.011	50.549	(2) 86.02	0.529	09:31:39.228
8 -	40.728	20.200	1:00.928	71.37	10.908	09:32:40.156

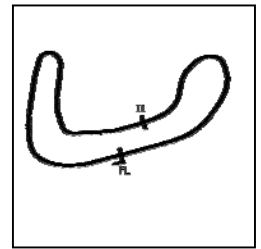
Weather / Track : Cloudy / Dry

Brands Hatch Indy
Circuit Length = 1.2079 miles
Start: 09:21 Flag 09:35 End: 09:36

BMCRC - MRO Championships 2019 - Rnd 9 @ Brands Hatch Indy

Team Respro MRO 600 inc MSS Performance Clubman 600 & Thunderbike Ultra

QUALIFYING - SECTOR ANALYSIS



SECTOR 1 = FL to I1, SECTOR 2 = I1 to FL, DIFF = Difference To Personal Best Lap, P = Crossed Finish Line in Pit Lane, D = Time Disallowed

P7 173		Stephen DRAPER		Yamaha R6 -		
IDEAL LAP TIME : 50.134		BEST LAP TIME : 50.136		DIFFERENCE : 0.002		
LAP	SECTOR 1	SECTOR 2	LAP TIME	MPH	DIFF	TIME OF DAY
1 -	OUTLAP	21.927	59.390	73.22	9.254	09:23:18.092
2 -	32.170	21.684	53.854	80.74	3.718	09:24:11.946
3 -	31.514	20.393	51.907	83.77	1.771	09:25:03.853
4 -	30.745	20.125	50.870	85.48	0.734	09:25:54.723
5 -	34.513	IN PIT	2:44.498	P 26.43	1:54.362	09:28:39.221
6 -	OUTLAP	21.029	56.252	77.30	6.116	09:29:35.473
7 -	31.490	20.679	52.169	83.35	2.033	09:30:27.642
8 -	30.455	19.980	50.435	(2) 86.22	0.299	09:31:18.077
9 -	30.857	20.638	51.495	84.44	1.359	09:32:09.572
10 -	30.518	20.029	50.547	(3) 86.03	0.411	09:33:00.119
11 -	30.470	20.087	50.557	86.01	0.421	09:33:50.676
12 -	30.471	20.087	50.558	86.01	0.422	09:34:41.234
13 -	30.154	19.982	50.136	(1) 86.73		09:35:31.370

P8 21 C		Nick WHITCHER		Yamaha R6 -		
IDEAL LAP TIME : 50.190		BEST LAP TIME : 50.282		DIFFERENCE : 0.092		
LAP	SECTOR 1	SECTOR 2	LAP TIME	MPH	DIFF	TIME OF DAY
1 -	32.919	21.789	54.708	79.48	4.426	09:22:28.515
2 -	32.666	21.156	53.822	80.79	3.540	09:23:22.337
3 -	31.308	21.429	52.737	82.45	2.455	09:24:15.074
4 -	32.381	20.703	53.084	81.91	2.802	09:25:08.158
5 -	36.664	21.124	57.788	75.25	7.506	09:26:05.946
6 -	41.750	IN PIT	2:18.288	P 31.44	1:28.006	09:28:24.234
7 -	OUTLAP	20.594	54.122	80.34	3.840	09:29:18.356
8 -	30.793	20.369	51.162	84.99	0.880	09:30:09.518
9 -	30.423	20.147	50.570	(3) 85.99	0.288	09:31:00.088
10 -	30.348	20.225	50.573	85.98	0.291	09:31:50.661
11 -	30.965	20.183	51.148	85.02	0.866	09:32:41.809
12 -	31.169	21.015	52.184	83.33	1.902	09:33:33.993
13 -	30.043	20.239	50.282	(1) 86.48		09:34:24.275
14 -	30.177	20.345	50.522	(2) 86.07	0.240	09:35:14.797

P9 111		Ryan FOLKES		Triumph DAYTONA 675 - Carl Harrison Motorcycle Services		
IDEAL LAP TIME : 50.416		BEST LAP TIME : 50.416		DIFFERENCE : 0.000		
LAP	SECTOR 1	SECTOR 2	LAP TIME	MPH	DIFF	TIME OF DAY
1 -	OUTLAP	22.605	1:01.340	70.89	10.924	09:23:50.950
2 -	34.174	21.901	56.075	77.54	5.659	09:24:47.025
3 -	31.870	20.666	52.536	82.77	2.120	09:25:39.561
4 -	31.748	IN PIT	3:15.179	P 22.28	2:24.763	09:28:54.740
5 -	OUTLAP	21.171	57.518	75.60	7.102	09:29:52.258
6 -	30.756	20.489	51.245	84.85	0.829	09:30:43.503
7 -	31.497	20.797	52.294	83.15	1.878	09:31:35.797
8 -	30.262	20.336	50.598	(2) 85.94	0.182	09:32:26.395
9 -	31.713	21.016	52.729	82.47	2.313	09:33:19.124
10 -	30.183	20.233	50.416	(1) 86.25		09:34:09.540
11 -	30.729	20.940	51.669	84.16	1.253	09:35:01.209
12 -	30.770	20.363	51.133	(3) 85.04	0.717	09:35:52.342

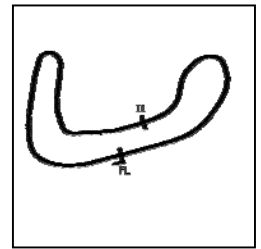
Weather / Track : Cloudy / Dry

Brands Hatch Indy
Circuit Length = 1.2079 miles
Start: 09:21 Flag 09:35 End: 09:36

BMCRC - MRO Championships 2019 - Rnd 9 @ Brands Hatch Indy

Team Respro MRO 600 inc MSS Performance Clubman 600 & Thunderbike Ultra

QUALIFYING - SECTOR ANALYSIS



SECTOR 1 = FL to I1, SECTOR 2 = I1 to FL, DIFF = Difference To Personal Best Lap, P = Crossed Finish Line in Pit Lane, D = Time Disallowed

P10 29 C Charlie STONE			Kawasaki ZX6R - Loveday auto repairs			
IDEAL LAP TIME : 50.612		BEST LAP TIME : 50.622	DIFFERENCE : 0.010			
LAP	SECTOR 1	SECTOR 2	LAP TIME	MPH	DIFF	TIME OF DAY
1 -	OUTLAP	22.492	1:03.000	69.02	12.378	09:25:03.876
2 -	32.768	21.020	53.788	80.84	3.166	09:25:57.664
3 -	33.274	IN PIT	2:38.442 P	27.44	1:47.820	09:28:36.106
4 -	OUTLAP	21.421	54.951	79.13	4.329	09:29:31.057
5 -	30.827	20.493	51.320	84.73	0.698	09:30:22.377
6 -	30.838	20.447	51.285	84.79	0.663	09:31:13.662
7 -	31.384	20.465	51.849	83.87	1.227	09:32:05.511
8 -	30.739	20.347	51.086	85.12	0.464	09:32:56.597
9 -	30.690	20.231	50.921 (3)	85.39	0.299	09:33:47.518
10 -	30.496	20.126	50.622 (1)	85.90		09:34:38.140
11 -	30.486	20.141	50.627 (2)	85.89	0.005	09:35:28.767

P11 188 C Dawid KRAWIECKI			Yamaha R6 - Code Blue LTD & D A East Electrical			
IDEAL LAP TIME : 50.332		BEST LAP TIME : 50.634	DIFFERENCE : 0.302			
LAP	SECTOR 1	SECTOR 2	LAP TIME	MPH	DIFF	TIME OF DAY
1 -	OUTLAP	22.423	59.649	72.90	9.015	09:23:07.799
2 -	33.721	21.798	55.519	78.32	4.885	09:24:03.318
3 -	32.251	21.619	53.870	80.72	3.236	09:24:57.188
4 -	33.286	21.118	54.404	79.93	3.770	09:25:51.592
5 -	31.988	IN PIT	2:48.971 P	25.73	1:58.337	09:28:40.563
6 -	OUTLAP	21.106	55.834	77.88	5.200	09:29:36.397
7 -	31.757	20.995	52.752	82.43	2.118	09:30:29.149
8 -	30.650	20.045	50.695 (2)	85.77	0.061	09:31:19.844
9 -	30.287	20.347	50.634 (1)	85.88		09:32:10.478
10 -	31.549	20.787	52.336 (3)	83.09	1.702	09:33:02.814
11 -	31.822	IN PIT	1:10.416 P	61.75	19.782	09:34:13.230
12 -	OUTLAP	20.460	57.538	75.57	6.904	09:35:10.768

P12 5 U Stacey KILLWORTH			Ducati 1098 - BK/Everns			
IDEAL LAP TIME : 50.687		BEST LAP TIME : 50.718	DIFFERENCE : 0.031			
LAP	SECTOR 1	SECTOR 2	LAP TIME	MPH	DIFF	TIME OF DAY
1 -	34.556	21.554	56.110	77.50	5.392	09:23:00.168
2 -	31.845	20.770	52.615	82.64	1.897	09:23:52.783
3 -	32.315	21.058	53.373	81.47	2.655	09:24:46.156
4 -	31.635	20.967	52.602	82.66	1.884	09:25:38.758
5 -	30.889	IN PIT	2:47.269 P	25.99	1:56.551	09:28:26.027
6 -	OUTLAP	20.283	54.551	79.71	3.833	09:29:20.578
7 -	30.480	20.271	50.751 (2)	85.68	0.033	09:30:11.329
8 -	30.758	20.211	50.969	85.31	0.251	09:31:02.298
9 -	30.476	20.242	50.718 (1)	85.74		09:31:53.016
10 -	30.595	20.278	50.873 (3)	85.47	0.155	09:32:43.889
11 -	31.225	20.274	51.499	84.44	0.781	09:33:35.388

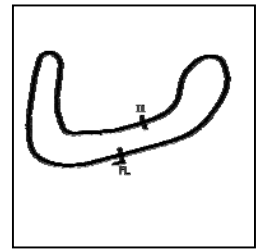
Weather / Track : Cloudy / Dry

Brands Hatch Indy
Circuit Length = 1.2079 miles
Start: 09:21 Flag 09:35 End: 09:36

BMCRC - MRO Championships 2019 - Rnd 9 @ Brands Hatch Indy

Team Respro MRO 600 inc MSS Performance Clubman 600 & Thunderbike Ultra

QUALIFYING - SECTOR ANALYSIS



SECTOR 1 = FL to I1, SECTOR 2 = I1 to FL, DIFF = Difference To Personal Best Lap, P = Crossed Finish Line in Pit Lane, D = Time Disallowed

P13 143 U Steve PALMER			Suzuki GSXR1000 K6 - 4C8/Mk1 Transit racing			
IDEAL LAP TIME : 50.715		BEST LAP TIME : 50.758	DIFFERENCE : 0.043			
LAP	SECTOR 1	SECTOR 2	LAP TIME	MPH	DIFF	TIME OF DAY
1 -	35.530	22.120	57.650	75.43	6.892	09:22:41.182
2 -	33.185	21.014	54.199	80.23	3.441	09:23:35.381
3 -	31.773	20.436	52.209	83.29	1.451	09:24:27.590
4 -	31.281	20.292	51.573	84.31	0.815	09:25:19.163
5 -	31.307	21.404	52.711	82.49	1.953	09:26:11.874
6 -	48.141	IN PIT	2:43.773	P 26.55	1:53.015	09:28:55.647
7 -	OUTLAP	22.525	1:00.150	72.29	9.392	09:29:55.797
8 -	32.165	20.418	52.583	82.69	1.825	09:30:48.380
9 -	31.504	20.571	52.075	83.50	1.317	09:31:40.455
10 -	31.189	21.033	52.222	83.27	1.464	09:32:32.677
11 -	30.778	20.245	51.023	(2) 85.22	0.265	09:33:23.700
12 -	30.470	20.288	50.758	(1) 85.67		09:34:14.458
13 -	31.251	20.303	51.554	(3) 84.35	0.796	09:35:06.012

P14 98 C Lee ELLIS			Yamaha R6 - Steve Jordan Motorcycles			
IDEAL LAP TIME : 50.723		BEST LAP TIME : 50.768	DIFFERENCE : 0.045			
LAP	SECTOR 1	SECTOR 2	LAP TIME	MPH	DIFF	TIME OF DAY
1 -	34.906	21.414	56.320	77.21	5.552	09:22:39.761
2 -	32.258	21.098	53.356	81.50	2.588	09:23:33.117
3 -	31.774	21.031	52.805	82.35	2.037	09:24:25.922
4 -	31.446	20.764	52.210	83.29	1.442	09:25:18.132
5 -	31.298	21.113	52.411	82.97	1.643	09:26:10.543
6 -	48.325	IN PIT	2:17.499	P 31.62	1:26.731	09:28:28.042
7 -	OUTLAP	20.814	55.847	77.86	5.079	09:29:23.889
8 -	31.586	20.833	52.419	82.95	1.651	09:30:16.308
9 -	31.941	20.939	52.880	82.23	2.112	09:31:09.188
10 -	31.193	20.434	51.627	84.23	0.859	09:32:00.815
11 -	30.506	20.262	50.768	(1) 85.65		09:32:51.583
12 -	30.802	20.450	51.252	84.84	0.484	09:33:42.835
13 -	30.602	20.217	50.819	(2) 85.57	0.051	09:34:33.654
14 -	30.566	20.624	51.190	(3) 84.95	0.422	09:35:24.844

P15 12 C Cedric BLOCH			Kawasaki ZX6R - Brigit's Group & SDC Performance			
IDEAL LAP TIME : 50.862		BEST LAP TIME : 50.862	DIFFERENCE : 0.000			
LAP	SECTOR 1	SECTOR 2	LAP TIME	MPH	DIFF	TIME OF DAY
1 -	32.662	21.685	54.347	80.01	3.485	09:22:30.488
2 -	31.935	21.201	53.136	(3) 81.83	2.274	09:23:23.624
3 -	33.573	22.195	55.768	77.97	4.906	09:24:19.392
4 -	31.122	20.848	51.970	(2) 83.67	1.108	09:25:11.362
5 -	30.401	20.461	50.862	(1) 85.49		09:26:02.224

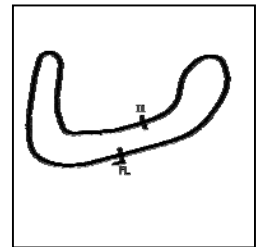
Weather / Track : Cloudy / Dry

Brands Hatch Indy
Circuit Length = 1.2079 miles
Start: 09:21 Flag 09:35 End: 09:36

BMCRC - MRO Championships 2019 - Rnd 9 @ Brands Hatch Indy

Team Respro MRO 600 inc MSS Performance Clubman 600 & Thunderbike Ultra

QUALIFYING - SECTOR ANALYSIS



SECTOR 1 = FL to I1, SECTOR 2 = I1 to FL, DIFF = Difference To Personal Best Lap, P = Crossed Finish Line in Pit Lane, D = Time Disallowed

P16 44		Hayden PLATTON		Kawasaki ZX6R - NR Racing			
IDEAL LAP TIME : 50.724		BEST LAP TIME : 50.873		DIFFERENCE : 0.149			
LAP	SECTOR 1	SECTOR 2	LAP TIME	MPH	DIFF	TIME OF DAY	
1 -	33.958	22.119	56.077	77.54	5.204	09:22:28.227	
2 -	32.804	21.449	54.253	80.15	3.380	09:23:22.480	
3 -	31.791	20.815	52.606	82.66	1.733	09:24:15.086	
4 -	31.791	20.577	52.368	83.03	1.495	09:25:07.454	
5 -	31.769	21.522	53.291	81.60	2.418	09:26:00.745	
6 -	35.087	IN PIT	2:42.646	P 26.73	1:51.773	09:28:43.391	
7 -	OUTLAP	21.185	56.244	77.31	5.371	09:29:39.635	
8 -	31.615	20.452	52.067	83.51	1.194	09:30:31.702	
9 -	32.346	20.950	53.296	81.59	2.423	09:31:24.998	
10 -	30.693	20.290	50.983	(2) 85.29	0.110	09:32:15.981	
11 -	30.967	20.031	50.998	(3) 85.27	0.125	09:33:06.979	
12 -	31.371	20.264	51.635	84.21	0.762	09:33:58.614	
13 -	30.840	20.033	50.873	(1) 85.47		09:34:49.487	
14 -	31.086	20.480	51.566	84.33	0.693	09:35:41.053	

P17 34		Don GILBERT		Kawasaki ZX6R -			
IDEAL LAP TIME : 50.796		BEST LAP TIME : 50.879		DIFFERENCE : 0.083			
LAP	SECTOR 1	SECTOR 2	LAP TIME	MPH	DIFF	TIME OF DAY	
1 -	33.375	21.557	54.932	79.16	4.053	09:22:38.528	
2 -	32.059	20.738	52.797	82.36	1.918	09:23:31.325	
3 -	31.823	20.509	52.332	83.09	1.453	09:24:23.657	
4 -	31.345	20.606	51.951	83.70	1.072	09:25:15.608	
5 -	31.276	20.527	51.803	83.94	0.924	09:26:07.411	
6 -	45.276	IN PIT	2:17.898	P 31.53	1:27.019	09:28:25.309	
7 -	OUTLAP	20.482	53.701	80.97	2.822	09:29:19.010	
8 -	31.109	20.234	51.343	(3) 84.69	0.464	09:30:10.353	
9 -	30.669	20.210	50.879	(1) 85.46		09:31:01.232	
10 -	30.917	20.127	51.044	(2) 85.19	0.165	09:31:52.276	
11 -	31.176	20.308	51.484	84.46	0.605	09:32:43.760	
12 -	31.092	20.560	51.652	84.19	0.773	09:33:35.412	
13 -	33.235	21.036	54.271	80.12	3.392	09:34:29.683	
14 -	31.061	20.458	51.519	84.40	0.640	09:35:21.202	

P18 17		Andy GILL		Kawasaki ZX6 -			
IDEAL LAP TIME : 50.791		BEST LAP TIME : 50.894		DIFFERENCE : 0.103			
LAP	SECTOR 1	SECTOR 2	LAP TIME	MPH	DIFF	TIME OF DAY	
1 -	36.676	23.195	59.871	72.63	8.977	09:22:47.418	
2 -	35.075	22.826	57.901	75.10	7.007	09:23:45.319	
3 -	32.430	21.349	53.779	80.86	2.885	09:24:39.098	
4 -	32.199	20.958	53.157	81.80	2.263	09:25:32.255	
5 -	51.597	IN PIT	3:05.157	P 23.48	2:14.263	09:28:37.412	
6 -	OUTLAP	21.011	55.719	78.04	4.825	09:29:33.131	
7 -	32.311	20.665	52.976	82.08	2.082	09:30:26.107	
8 -	31.214	20.434	51.648	(3) 84.19	0.754	09:31:17.755	
9 -	31.068	20.770	51.838	83.88	0.944	09:32:09.593	
10 -	31.480	20.267	51.747	84.03	0.853	09:33:01.340	
11 -	31.242	20.959	52.201	83.30	1.307	09:33:53.541	
12 -	30.743	20.317	51.060	(2) 85.16	0.166	09:34:44.601	
13 -	30.524	20.370	50.894	(1) 85.44		09:35:35.495	

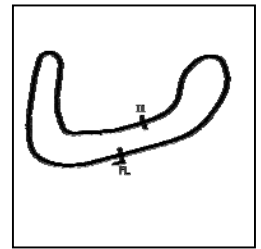
Weather / Track : Cloudy / Dry

Brands Hatch Indy
Circuit Length = 1.2079 miles
Start: 09:21 Flag 09:35 End: 09:36

BMCRC - MRO Championships 2019 - Rnd 9 @ Brands Hatch Indy

Team Respro MRO 600 inc MSS Performance Clubman 600 & Thunderbike Ultra

QUALIFYING - SECTOR ANALYSIS



SECTOR 1 = FL to I1, SECTOR 2 = I1 to FL, DIFF = Difference To Personal Best Lap, P = Crossed Finish Line in Pit Lane, D = Time Disallowed

P19 40		David SHELVEY		Suzuki GSXR 600 K1 - ymark.com			
IDEAL LAP TIME : 50.685		BEST LAP TIME : 50.935		DIFFERENCE : 0.250			
LAP	SECTOR 1	SECTOR 2	LAP TIME	MPH	DIFF	TIME OF DAY	
1 -	36.849	22.757	59.606	72.95	8.671	09:22:54.138	
2 -	34.182	22.470	56.652	76.75	5.717	09:23:50.790	
3 -	32.557	20.809	53.366	81.48	2.431	09:24:44.156	
4 -	31.215	20.102	51.317	84.74	0.382	09:25:35.473	
5 -	53.636	IN PIT	3:18.270	P 21.93	2:27.335	09:28:53.743	
6 -	OUTLAP	20.872	56.503	76.96	5.568	09:29:50.246	
7 -	31.622	20.432	52.054	83.54	1.119	09:30:42.300	
8 -	31.114	20.217	51.331	84.71	0.396	09:31:33.631	
9 -	31.072	20.246	51.318	84.73	0.383	09:32:24.949	
10 -	30.826	20.249	51.075	(2) 85.14	0.140	09:33:16.024	
11 -	30.583	20.742	51.325	84.72	0.390	09:34:07.349	
12 -	30.989	20.233	51.222	(3) 84.89	0.287	09:34:58.571	
13 -	30.806	20.129	50.935	(1) 85.37		09:35:49.506	

P20 76 U		Jason BYARD		Suzuki GSXR 1000 - May Construction			
IDEAL LAP TIME : 51.117		BEST LAP TIME : 51.117		DIFFERENCE : 0.000			
LAP	SECTOR 1	SECTOR 2	LAP TIME	MPH	DIFF	TIME OF DAY	
1 -	OUTLAP	21.538	1:01.377	70.85	10.260	09:23:43.269	
2 -	31.558	20.724	52.282	(2) 83.17	1.165	09:24:35.551	
3 -	30.945	20.172	51.117	(1) 85.07		09:25:26.668	
4 -	45.340	IN PIT	3:37.438	P 19.99	2:46.321	09:29:04.106	
5 -	OUTLAP	20.483	56.689	76.70	5.572	09:30:00.795	

P21 258 U		Ade FRIEND		Kawasaki ZX10R - Flying colours Motorcycle Training			
IDEAL LAP TIME : 51.112		BEST LAP TIME : 51.217		DIFFERENCE : 0.105			
LAP	SECTOR 1	SECTOR 2	LAP TIME	MPH	DIFF	TIME OF DAY	
1 -	35.599	23.477	59.076	73.61	7.859	09:23:07.475	
2 -	33.464	21.974	55.438	78.44	4.221	09:24:02.913	
3 -	32.379	21.687	54.066	80.43	2.849	09:24:56.979	
4 -	31.781	20.752	52.533	82.77	1.316	09:25:49.512	
5 -	32.691	IN PIT	2:36.825	P 27.72	1:45.608	09:28:26.337	
6 -	OUTLAP	20.932	56.312	77.22	5.095	09:29:22.649	
7 -	31.088	20.537	51.625	84.23	0.408	09:30:14.274	
8 -	31.039	21.099	52.138	83.40	0.921	09:31:06.412	
9 -	31.313	20.395	51.708	84.09	0.491	09:31:58.120	
10 -	31.026	20.596	51.622	(3) 84.23	0.405	09:32:49.742	
11 -	30.757	20.561	51.318	(2) 84.73	0.101	09:33:41.060	
12 -	30.717	20.500	51.217	(1) 84.90		09:34:32.277	
13 -	30.957	21.044	52.001	83.62	0.784	09:35:24.278	

P22 58 U		Michael ALLEN		Kawasaki ZX10R -			
IDEAL LAP TIME : 51.231		BEST LAP TIME : 51.328		DIFFERENCE : 0.097			
LAP	SECTOR 1	SECTOR 2	LAP TIME	MPH	DIFF	TIME OF DAY	
1 -	33.071	21.463	54.534	79.74	3.206	09:22:30.070	
2 -	32.194	20.923	53.117	81.86	1.789	09:23:23.187	
3 -	31.896	21.089	52.985	82.07	1.657	09:24:16.172	
4 -	32.260	20.542	52.802	82.35	1.474	09:25:08.974	
5 -	31.575	20.643	52.218	83.27	0.890	09:26:01.192	
6 -	43.839	IN PIT	2:23.857	P 30.22	1:32.529	09:28:25.049	
7 -	OUTLAP	20.957	54.812	79.33	3.484	09:29:19.861	
8 -	30.916	20.413	51.329	(2) 84.72	0.001	09:30:11.190	
9 -	31.874	20.749	52.623	82.63	1.295	09:31:03.813	
10 -	30.818	20.510	51.328	(1) 84.72		09:31:55.141	
11 -	31.060	20.850	51.910	83.77	0.582	09:32:47.051	
12 -	30.924	20.527	51.451	(3) 84.51	0.123	09:33:38.502	

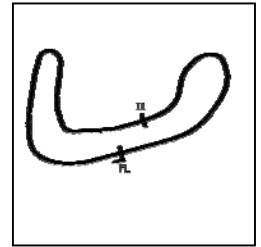
Weather / Track : Cloudy / Dry

Brands Hatch Indy
Circuit Length = 1.2079 miles
Start: 09:21 Flag 09:35 End: 09:36

BMCRC - MRO Championships 2019 - Rnd 9 @ Brands Hatch Indy

Team Respro MRO 600 inc MSS Performance Clubman 600 & Thunderbike Ultra

QUALIFYING - SECTOR ANALYSIS



SECTOR 1 = FL to I1, SECTOR 2 = I1 to FL, DIFF = Difference To Personal Best Lap, P = Crossed Finish Line in Pit Lane, D = Time Disallowed

P23 43 C		Jon CLARK		Triumph 675R - RJC Motor Services			
IDEAL LAP TIME : 51.474		BEST LAP TIME : 51.474		DIFFERENCE : 0.000			
LAP	SECTOR 1	SECTOR 2	LAP TIME	MPH	DIFF	TIME OF DAY	
1 -	OUTLAP	22.532	1:06.715	65.18	15.241	09:24:12.505	
2 -	33.237	21.497	54.734	79.44	3.260	09:25:07.239	
3 -	32.189	21.589	53.778	80.86	2.304	09:26:01.017	
4 -	37.255	IN PIT	2:28.481	P 29.28	1:37.007	09:28:29.498	
5 -	OUTLAP	21.284	57.810	75.22	6.336	09:29:27.308	
6 -	31.222	20.737	51.959	83.69	0.485	09:30:19.267	
7 -	30.973	20.556	51.529 (2)	84.39	0.055	09:31:10.796	
8 -	31.120	20.647	51.767 (3)	84.00	0.293	09:32:02.563	
9 -	30.952	20.522	51.474 (1)	84.48		09:32:54.037	
10 -	38.618	24.546	1:03.164	68.84	11.690	09:33:57.201	
11 -	31.250	20.656	51.906	83.77	0.432	09:34:49.107	
12 -	31.291	20.576	51.867	83.84	0.393	09:35:40.974	

P24 519 C		Eric TELGER		Yamaha YZFR6 -			
IDEAL LAP TIME : 51.912		BEST LAP TIME : 51.990		DIFFERENCE : 0.078			
LAP	SECTOR 1	SECTOR 2	LAP TIME	MPH	DIFF	TIME OF DAY	
1 -	38.250	22.321	1:00.571	71.79	8.581	09:22:45.217	
2 -	34.322	21.902	56.224	77.34	4.234	09:23:41.441	
3 -	33.472	21.787	55.259	78.69	3.269	09:24:36.700	
4 -	32.947	21.143	54.090	80.39	2.100	09:25:30.790	
5 -	46.239	IN PIT	3:07.653	P 23.17	2:15.663	09:28:38.443	
6 -	OUTLAP	21.431	56.697	76.69	4.707	09:29:35.140	
7 -	32.778	21.127	53.905	80.67	1.915	09:30:29.045	
8 -	31.944	20.717	52.661	82.57	0.671	09:31:21.706	
9 -	31.772	20.604	52.376	83.02	0.386	09:32:14.082	
10 -	31.854	20.630	52.484	82.85	0.494	09:33:06.566	
11 -	31.418	20.572	51.990 (1)	83.64		09:33:58.556	
12 -	31.621	20.494	52.115 (2)	83.44	0.125	09:34:50.671	
13 -	31.541	20.603	52.144 (3)	83.39	0.154	09:35:42.815	

P25 888		Hayden WOOD		Yamaha R6 -			
IDEAL LAP TIME : 51.979		BEST LAP TIME : 52.037		DIFFERENCE : 0.058			
LAP	SECTOR 1	SECTOR 2	LAP TIME	MPH	DIFF	TIME OF DAY	
1 -	36.311	22.533	58.844	73.90	6.807	09:22:39.653	
2 -	33.838	21.658	55.496	78.35	3.459	09:23:35.149	
3 -	32.647	21.044	53.691	80.99	1.654	09:24:28.840	
4 -	32.216	21.132	53.348	81.51	1.311	09:25:22.188	
5 -	31.737	21.259	52.996	82.05	0.959	09:26:15.184	
6 -	49.996	IN PIT	2:29.400	P 29.10	1:37.363	09:28:44.584	
7 -	OUTLAP	21.835	1:00.310	72.10	8.273	09:29:44.894	
8 -	32.283	21.453	53.736	80.92	1.699	09:30:38.630	
9 -	31.835	20.933	52.768	82.40	0.731	09:31:31.398	
10 -	31.308	20.729	52.037 (1)	83.56		09:32:23.435	
11 -	31.496	20.901	52.397 (2)	82.99	0.360	09:33:15.832	
12 -	31.759	20.997	52.756	82.42	0.719	09:34:08.588	
13 -	31.503	21.006	52.509	82.81	0.472	09:35:01.097	
14 -	31.823	20.671	52.494 (3)	82.84	0.457	09:35:53.591	

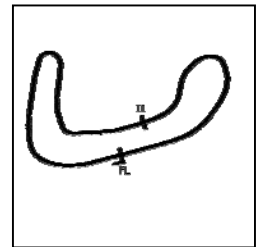
Weather / Track : Cloudy / Dry

Brands Hatch Indy
Circuit Length = 1.2079 miles
Start: 09:21 Flag 09:35 End: 09:36

BMCRC - MRO Championships 2019 - Rnd 9 @ Brands Hatch Indy

Team Respro MRO 600 inc MSS Performance Clubman 600 & Thunderbike Ultra

QUALIFYING - SECTOR ANALYSIS



SECTOR 1 = FL to I1, SECTOR 2 = I1 to FL, DIFF = Difference To Personal Best Lap, P = Crossed Finish Line in Pit Lane, D = Time Disallowed

P26 78 U		Jamie THOMAS		Suzuki GSXR 1000 - Team RubyRacing			
IDEAL LAP TIME : 52.079		BEST LAP TIME : 52.079		DIFFERENCE : 0.000			
LAP	SECTOR 1	SECTOR 2	LAP TIME	MPH	DIFF	TIME OF DAY	
1 -	OUTLAP	22.272	1:03.304	68.69	11.225	09:23:37.435	
2 -	33.290	21.129	54.419	79.90	2.340	09:24:31.854	
3 -	32.544	21.152	53.696	80.98	1.617	09:25:25.550	
4 -	45.631	IN PIT	3:13.389	P 22.48	2:21.310	09:28:38.939	
5 -	OUTLAP	21.203	58.027	74.94	5.948	09:29:36.966	
6 -	32.654	20.808	53.462	81.34	1.383	09:30:30.428	
7 -	32.272	20.619	52.891 (3)	82.21	0.812	09:31:23.319	
8 -	31.581	20.498	52.079 (1)	83.50		09:32:15.398	
9 -	31.893	20.686	52.579 (2)	82.70	0.500	09:33:07.977	
10 -	31.978	20.994	52.972	82.09	0.893	09:34:00.949	
11 -	31.714	21.199	52.913	82.18	0.834	09:34:53.862	
12 -	32.201	21.690	53.891	80.69	1.812	09:35:47.753	

P27 288 C		Toby REYNOLDS		Honda CBR600 -			
IDEAL LAP TIME : 52.127		BEST LAP TIME : 52.127		DIFFERENCE : 0.000			
LAP	SECTOR 1	SECTOR 2	LAP TIME	MPH	DIFF	TIME OF DAY	
1 -	OUTLAP	23.250	1:02.655	69.40	10.528	09:23:16.513	
2 -	34.514	21.754	56.268	77.28	4.141	09:24:12.781	
3 -	33.294	21.527	54.821	79.32	2.694	09:25:07.602	
4 -	32.368	21.343	53.711	80.96	1.584	09:26:01.313	
5 -	40.676	IN PIT	2:51.194	P 25.40	1:59.067	09:28:52.507	
6 -	OUTLAP	21.057	57.061	76.20	4.934	09:29:49.568	
7 -	33.037	20.969	54.006	80.52	1.879	09:30:43.574	
8 -	32.391	21.062	53.453	81.35	1.326	09:31:37.027	
9 -	32.262	20.808	53.070	81.94	0.943	09:32:30.097	
10 -	31.599	20.760	52.359 (2)	83.05	0.232	09:33:22.456	
11 -	31.499	20.628	52.127 (1)	83.42		09:34:14.583	
12 -	31.710	21.258	52.968 (3)	82.09	0.841	09:35:07.551	

P28 16 C		Tom VAUGHAN		Yamaha R6 -			
IDEAL LAP TIME : 52.064		BEST LAP TIME : 52.139		DIFFERENCE : 0.075			
LAP	SECTOR 1	SECTOR 2	LAP TIME	MPH	DIFF	TIME OF DAY	
1 -	38.596	23.890	1:02.486	69.59	10.347	09:22:46.875	
2 -	34.739	21.818	56.557	76.88	4.418	09:23:43.432	
3 -	32.552	21.110	53.662	81.03	1.523	09:24:37.094	
4 -	33.362	20.898	54.260	80.14	2.121	09:25:31.354	
5 -	53.173	IN PIT	3:10.775	P 22.79	2:18.636	09:28:42.129	
6 -	OUTLAP	21.515	58.146	74.78	6.007	09:29:40.275	
7 -	32.639	20.918	53.557	81.19	1.418	09:30:33.832	
8 -	32.202	20.826	53.028	82.00	0.889	09:31:26.860	
9 -	32.381	20.697	53.078	81.92	0.939	09:32:19.938	
10 -	32.348	21.143	53.491	81.29	1.352	09:33:13.429	
11 -	31.612	20.675	52.287 (2)	83.16	0.148	09:34:05.716	
12 -	31.629	20.825	52.454 (3)	82.90	0.315	09:34:58.170	
13 -	31.687	20.452	52.139 (1)	83.40		09:35:50.309	

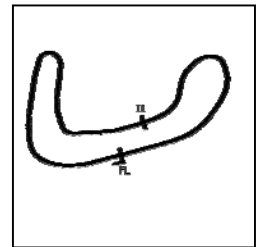
Weather / Track : Cloudy / Dry

Brands Hatch Indy
Circuit Length = 1.2079 miles
Start: 09:21 Flag 09:35 End: 09:36

BMCRC - MRO Championships 2019 - Rnd 9 @ Brands Hatch Indy

Team Respro MRO 600 inc MSS Performance Clubman 600 & Thunderbike Ultra

QUALIFYING - SECTOR ANALYSIS



SECTOR 1 = FL to I1, SECTOR 2 = I1 to FL, DIFF = Difference To Personal Best Lap, P = Crossed Finish Line in Pit Lane, D = Time Disallowed

P29 82 U		Matt HINNELLS		Yamaha R1 - Bears repairs/Jamie Vale Carpentry		
IDEAL LAP TIME : 52.144		BEST LAP TIME : 52.144		DIFFERENCE : 0.000		
LAP	SECTOR 1	SECTOR 2	LAP TIME	MPH	DIFF	TIME OF DAY
1 -	OUTLAP	21.846	1:01.014	71.27	8.870	09:23:24.998
2 -	32.936	21.951	54.887	79.22	2.743	09:24:19.885
3 -	32.544	21.278	53.822	80.79	1.678	09:25:13.707
4 -	32.415	20.962	53.377	81.46	1.233	09:26:07.084
5 -	46.697	IN PIT	2:25.932	29.79	1:33.788	09:28:33.016
6 -	OUTLAP	22.518	58.480	74.36	6.336	09:29:31.496
7 -	32.417	20.721	53.138	81.83	0.994	09:30:24.634
8 -	31.465	20.679	52.144 (1)	83.39		09:31:16.778
9 -	31.633	20.830	52.463 (3)	82.88	0.319	09:32:09.241
10 -	32.458	20.846	53.304	81.58	1.160	09:33:02.545
11 -	31.867	21.245	53.112	81.87	0.968	09:33:55.657
12 -	31.683	20.707	52.390 (2)	83.00	0.246	09:34:48.047
13 -	31.740	20.781	52.521	82.79	0.377	09:35:40.568

P30 3		Joey LAMB DEN		Yamaha R6 -		
IDEAL LAP TIME : 52.140		BEST LAP TIME : 52.465		DIFFERENCE : 0.325		
LAP	SECTOR 1	SECTOR 2	LAP TIME	MPH	DIFF	TIME OF DAY
1 -	36.216	22.233	58.449	74.39	5.984	09:22:47.522
2 -	35.617	23.208	58.825	73.92	6.360	09:23:46.347
3 -	33.928	21.342	55.270	78.67	2.805	09:24:41.617
4 -	31.699	20.810	52.509 (2)	82.81	0.044	09:25:34.126
5 -	51.561	IN PIT	3:07.421	23.20	2:14.956	09:28:41.547
6 -	OUTLAP	21.804	58.695	74.08	6.230	09:29:40.242
7 -	32.301	21.151	53.452	81.35	0.987	09:30:33.694
8 -	31.516	21.238	52.754 (3)	82.43	0.289	09:31:26.448
9 -	32.114	21.117	53.231	81.69	0.766	09:32:19.679
10 -	32.774	21.530	54.304	80.07	1.839	09:33:13.983
11 -	32.316	20.953	53.269	81.63	0.804	09:34:07.252
12 -	32.423	20.825	53.248	81.66	0.783	09:35:00.500
13 -	31.529	20.936	52.465 (1)	82.88		09:35:52.965

P31 188 U		Cecil DINSMORE		Suzuki GSXR 1000 - KnC Racing		
IDEAL LAP TIME : 52.479		BEST LAP TIME : 52.527		DIFFERENCE : 0.048		
LAP	SECTOR 1	SECTOR 2	LAP TIME	MPH	DIFF	TIME OF DAY
1 -	33.166	21.433	54.599	79.64	2.072	09:22:54.239
2 -	33.577	22.534	56.111	77.50	3.584	09:23:50.350
3 -	33.475	21.445	54.920	79.18	2.393	09:24:45.270
4 -	32.811	21.093	53.904 (3)	80.67	1.377	09:25:39.174
5 -	31.793	IN PIT	2:47.809	25.91	1:55.282	09:28:26.983
6 -	OUTLAP	20.966	56.404	77.09	3.877	09:29:23.387
7 -	31.754	20.773	52.527 (1)	82.78		09:30:15.914
8 -	31.991	20.725	52.716 (2)	82.49	0.189	09:31:08.630

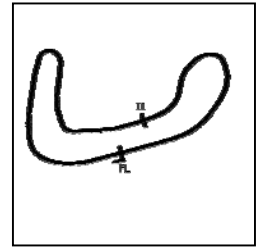
Weather / Track : Cloudy / Dry

Brands Hatch Indy
Circuit Length = 1.2079 miles
Start: 09:21 Flag 09:35 End: 09:36

BMCRC - MRO Championships 2019 - Rnd 9 @ Brands Hatch Indy

Team Respro MRO 600 inc MSS Performance Clubman 600 & Thunderbike Ultra

QUALIFYING - SECTOR ANALYSIS



SECTOR 1 = FL to I1, SECTOR 2 = I1 to FL, DIFF = Difference To Personal Best Lap, P = Crossed Finish Line in Pit Lane, D = Time Disallowed

P32 2 C Toby TRUNDLE			Triumph DAYTONA 675 - Harris Motorcycles - Harlow			
IDEAL LAP TIME : 52.759		BEST LAP TIME : 52.798	DIFFERENCE : 0.039			
LAP	SECTOR 1	SECTOR 2	LAP TIME	MPH	DIFF	TIME OF DAY
1 -	37.590	22.683	1:00.273	72.14	7.475	09:22:44.432
2 -	34.750	21.922	56.672	76.73	3.874	09:23:41.104
3 -	33.615	22.177	55.792	77.94	2.994	09:24:36.896
4 -	33.640	21.330	54.970	79.10	2.172	09:25:31.866
5 -	53.386	IN PIT	3:13.920 P	22.42	2:21.122	09:28:45.786
6 -	OUTLAP	21.603	59.269	73.37	6.471	09:29:45.055
7 -	32.714	21.160	53.874	80.71	1.076	09:30:38.929
8 -	32.655	20.889	53.544 (3)	81.21	0.746	09:31:32.473
9 -	32.752	20.901	53.653	81.05	0.855	09:32:26.126
10 -	32.372	21.228	53.600	81.13	0.802	09:33:19.726
11 -	32.250	20.826	53.076 (2)	81.93	0.278	09:34:12.802
12 -	31.933	20.865	52.798 (1)	82.36		09:35:05.600

P33 115 U Sam MCFARLANE			Suzuki GSXR - Msg racing suzuki, performance technical			
IDEAL LAP TIME : 52.937		BEST LAP TIME : 52.937	DIFFERENCE : 0.000			
LAP	SECTOR 1	SECTOR 2	LAP TIME	MPH	DIFF	TIME OF DAY
1 -	39.680	24.110	1:03.790	68.17	10.853	09:22:46.793
2 -	36.056	23.234	59.290	73.34	6.353	09:23:46.083
3 -	34.558	22.511	57.069	76.19	4.132	09:24:43.152
4 -	34.144	IN PIT	4:11.044 P	17.32	3:18.107	09:28:54.196
5 -	OUTLAP	22.504	1:01.508	70.69	8.571	09:29:55.704
6 -	33.473	21.745	55.218	78.75	2.281	09:30:50.922
7 -	32.711	21.577	54.288	80.10	1.351	09:31:45.210
8 -	32.341	21.378	53.719 (3)	80.95	0.782	09:32:38.929
9 -	33.473	21.664	55.137	78.86	2.200	09:33:34.066
10 -	31.756	21.181	52.937 (1)	82.14		09:34:27.003
11 -	31.857	21.348	53.205 (2)	81.73	0.268	09:35:20.208

P34 8 C Dave SAUNDERS			Honda CBR600 -			
IDEAL LAP TIME : 53.261		BEST LAP TIME : 53.318	DIFFERENCE : 0.057			
LAP	SECTOR 1	SECTOR 2	LAP TIME	MPH	DIFF	TIME OF DAY
1 -	37.327	23.796	1:01.123	71.14	7.805	09:23:07.526
2 -	34.314	22.381	56.695	76.70	3.377	09:24:04.221
3 -	33.422	22.138	55.560	78.26	2.242	09:24:59.781
4 -	32.413	21.546	53.959	80.59	0.641	09:25:53.740
5 -	34.661	IN PIT	2:33.727 P	28.28	1:40.409	09:28:27.467
6 -	OUTLAP	21.895	57.805	75.22	4.487	09:29:25.272
7 -	32.521	21.566	54.087	80.40	0.769	09:30:19.359
8 -	32.257	21.583	53.840	80.76	0.522	09:31:13.199
9 -	32.184	21.134	53.318 (1)	81.55		09:32:06.517
10 -	32.127	21.302	53.429 (2)	81.39	0.111	09:32:59.946
11 -	32.419	21.327	53.746 (3)	80.91	0.428	09:33:53.692
12 -	32.251	21.571	53.822	80.79	0.504	09:34:47.514
13 -	38.146	22.429	1:00.575	71.78	7.257	09:35:48.089

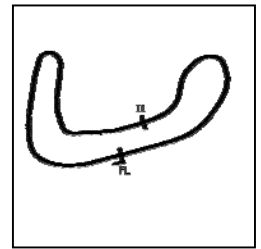
Weather / Track : Cloudy / Dry

Brands Hatch Indy
Circuit Length = 1.2079 miles
Start: 09:21 Flag 09:35 End: 09:36

BMCRC - MRO Championships 2019 - Rnd 9 @ Brands Hatch Indy

Team Respro MRO 600 inc MSS Performance Clubman 600 & Thunderbike Ultra

QUALIFYING - SECTOR ANALYSIS



SECTOR 1 = FL to I1, SECTOR 2 = I1 to FL, DIFF = Difference To Personal Best Lap, P = Crossed Finish Line in Pit Lane, D = Time Disallowed

P35 464		Luke STONEMAN		Kawasaki ZX6R -		
IDEAL LAP TIME : 53.064		BEST LAP TIME : 53.382		DIFFERENCE : 0.318		
LAP	SECTOR 1	SECTOR 2	LAP TIME	MPH	DIFF	TIME OF DAY
1 -	33.886	21.815	55.701	78.07	2.319	09:22:56.060
2 -	33.214	21.771	54.985	79.08	1.603	09:23:51.045
3 -	33.482	21.866	55.348	78.56	1.966	09:24:46.393
4 -	32.827	21.639	54.466	79.84	1.084	09:25:40.859
5 -	33.123	IN PIT	3:02.770	P 23.79	2:09.388	09:28:43.629
6 -	OUTLAP	22.498	1:00.003	72.47	6.621	09:29:43.632
7 -	33.324	21.651	54.975	79.10	1.593	09:30:38.607
8 -	32.647	21.159	53.806	(3) 80.82	0.424	09:31:32.413
9 -	32.339	21.043	53.382	(1) 81.46		09:32:25.795
10 -	32.021	21.934	53.955	80.59	0.573	09:33:19.750
11 -	32.648	21.254	53.902	80.67	0.520	09:34:13.652
12 -	32.551	21.118	53.669	(2) 81.02	0.287	09:35:07.321

P36 16 U		Matthew WREN		Suzuki GSXR - TBR performance		
IDEAL LAP TIME : 53.409		BEST LAP TIME : 53.476		DIFFERENCE : 0.067		
LAP	SECTOR 1	SECTOR 2	LAP TIME	MPH	DIFF	TIME OF DAY
1 -	OUTLAP	24.789	1:07.270	64.64	13.794	09:24:03.762
2 -	36.910	22.987	59.897	72.60	6.421	09:25:03.659
3 -	34.570	22.388	56.958	76.34	3.482	09:26:00.617
4 -	44.910	IN PIT	3:00.484	P 24.09	2:07.008	09:29:01.101
5 -	OUTLAP	22.349	58.762	74.00	5.286	09:29:59.863
6 -	32.918	22.271	55.189	78.79	1.713	09:30:55.052
7 -	32.886	21.711	54.597	79.64	1.121	09:31:49.649
8 -	32.457	21.163	53.620	(2) 81.10	0.144	09:32:43.269
9 -	32.778	21.075	53.853	(3) 80.74	0.377	09:33:37.122
10 -	32.354	21.122	53.476	(1) 81.31		09:34:30.598
11 -	32.334	21.760	54.094	80.38	0.618	09:35:24.692

P37 185		Steven HORNE		Kawasaki ZX6R - Bodylogic/SBS/Shirlaws/Keenan Recycling		
IDEAL LAP TIME : 53.558		BEST LAP TIME : 53.558		DIFFERENCE : 0.000		
LAP	SECTOR 1	SECTOR 2	LAP TIME	MPH	DIFF	TIME OF DAY
1 -	OUTLAP	22.286	1:01.613	70.57	8.055	09:23:11.008
2 -	34.505	21.371	55.876	77.82	2.318	09:24:06.884
3 -	34.580	22.547	57.127	76.12	3.569	09:25:04.011
4 -	34.531	22.396	56.927	76.38	3.369	09:26:00.938
5 -	46.397	IN PIT	2:36.651	P 27.75	1:43.093	09:28:37.589
6 -	OUTLAP	21.939	58.102	74.84	4.544	09:29:35.691
7 -	33.425	21.182	54.607	79.63	1.049	09:30:30.298
8 -	33.478	21.351	54.829	79.31	1.271	09:31:25.127
9 -	32.814	21.311	54.125	80.34	0.567	09:32:19.252
10 -	32.810	21.286	54.096	(3) 80.38	0.538	09:33:13.348
11 -	32.651	20.907	53.558	(1) 81.19		09:34:06.906
12 -	33.018	21.094	54.112	80.36	0.554	09:35:01.018
13 -	32.858	21.221	54.079	(2) 80.41	0.521	09:35:55.097

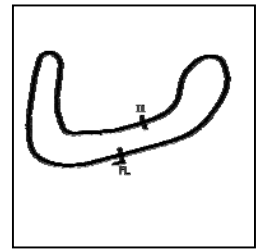
Weather / Track : Cloudy / Dry

Brands Hatch Indy
Circuit Length = 1.2079 miles
Start: 09:21 Flag 09:35 End: 09:36

BMCRC - MRO Championships 2019 - Rnd 9 @ Brands Hatch Indy

Team Respro MRO 600 inc MSS Performance Clubman 600 & Thunderbike Ultra

QUALIFYING - SECTOR ANALYSIS



SECTOR 1 = FL to I1, SECTOR 2 = I1 to FL, DIFF = Difference To Personal Best Lap, P = Crossed Finish Line in Pit Lane, D = Time Disallowed

P38 624 C		Matthew FEDRICK		Yamaha R6 - Matthew Fedrick farriers ltd		
IDEAL LAP TIME : 53.736		BEST LAP TIME : 53.736		DIFFERENCE : 0.000		
LAP	SECTOR 1	SECTOR 2	LAP TIME	MPH	DIFF	TIME OF DAY
1 -	OUTLAP	23.342	1:06.106	65.78	12.370	09:23:49.889
2 -	35.525	22.795	58.320	74.56	4.584	09:24:48.209
3 -	34.241	22.746	56.987	76.30	3.251	09:25:45.196
4 -	33.656	IN PIT	3:02.906	P 23.77	2:09.170	09:28:48.102
5 -	OUTLAP	22.417	1:00.340	72.06	6.604	09:29:48.442
6 -	32.941	21.864	54.805	79.34	1.069	09:30:43.247
7 -	33.696	21.862	55.558	78.27	1.822	09:31:38.805
8 -	32.352	21.734	54.086	(3) 80.40	0.350	09:32:32.891
9 -	32.235	21.501	53.736	(1) 80.92		09:33:26.627
10 -	32.484	21.596	54.080	(2) 80.41	0.344	09:34:20.707
11 -	32.796	21.627	54.423	79.90	0.687	09:35:15.130

P39 83		Talan SKEELS-PIGGINS		Yamaha R6 - Talan Racing		
IDEAL LAP TIME : 54.331		BEST LAP TIME : 54.331		DIFFERENCE : 0.000		
LAP	SECTOR 1	SECTOR 2	LAP TIME	MPH	DIFF	TIME OF DAY
1 -	OUTLAP	22.749	1:00.919	71.38	6.588	09:23:08.176
2 -	34.200	21.985	56.185	(3) 77.39	1.854	09:24:04.361
3 -	33.674	21.984	55.658	(2) 78.13	1.327	09:25:00.019
4 -	32.965	21.366	54.331	(1) 80.03		09:25:54.350

P40 33 C		Phillip MCMANAMON		Honda CBR600 -		
IDEAL LAP TIME : 55.290		BEST LAP TIME : 55.532		DIFFERENCE : 0.242		
LAP	SECTOR 1	SECTOR 2	LAP TIME	MPH	DIFF	TIME OF DAY
1 -	37.786	24.060	1:01.846	70.31	6.314	09:22:50.007
2 -	36.070	23.280	59.350	73.27	3.818	09:23:49.357
3 -	35.228	23.051	58.279	74.61	2.747	09:24:47.636
4 -	34.517	22.852	57.369	75.80	1.837	09:25:45.005
5 -	34.580	IN PIT	3:00.034	P 24.15	2:04.502	09:28:45.039
6 -	OUTLAP	23.457	1:03.550	68.42	8.018	09:29:48.589
7 -	34.791	22.489	57.280	75.91	1.748	09:30:45.869
8 -	33.679	22.223	55.902	(3) 77.78	0.370	09:31:41.771
9 -	33.693	22.529	56.222	77.34	0.690	09:32:37.993
10 -	33.989	22.285	56.274	77.27	0.742	09:33:34.267
11 -	33.391	22.141	55.532	(1) 78.30		09:34:29.799
12 -	33.149	22.692	55.841	(2) 77.87	0.309	09:35:25.640

P41 138 C		Mike LONG		Yamaha R6 - True heroes racing		
IDEAL LAP TIME : 55.566		BEST LAP TIME : 55.566		DIFFERENCE : 0.000		
LAP	SECTOR 1	SECTOR 2	LAP TIME	MPH	DIFF	TIME OF DAY
1 -	41.585	23.686	1:05.271	66.62	9.705	09:22:49.315
2 -	38.108	23.377	1:01.485	70.72	5.919	09:23:50.800
3 -	36.021	22.375	58.396	74.46	2.830	09:24:49.196
4 -	35.091	22.231	57.322	(3) 75.86	1.756	09:25:46.518
5 -	34.450	IN PIT	2:56.475	P 24.64	2:00.909	09:28:42.993
6 -	OUTLAP	22.243	1:00.213	72.22	4.647	09:29:43.206
7 -	34.865	22.246	57.111	(2) 76.14	1.545	09:30:40.317
8 -	33.742	21.824	55.566	(1) 78.26		09:31:35.883

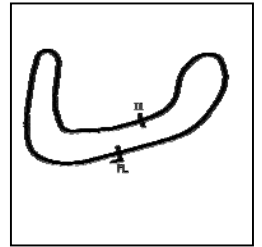
Weather / Track : Cloudy / Dry

Brands Hatch Indy
Circuit Length = 1.2079 miles
Start: 09:21 Flag 09:35 End: 09:36

BMCRC - MRO Championships 2019 - Rnd 9 @ Brands Hatch Indy

Team Respro MRO 600 inc MSS Performance Clubman 600 & Thunderbike Ultra

QUALIFYING - SECTOR ANALYSIS



SECTOR 1 = FL to I1, SECTOR 2 = I1 to FL, DIFF = Difference To Personal Best Lap, P = Crossed Finish Line in Pit Lane, D = Time Disallowed

P42 86 U Jonathan LEFT		Suzuki GSXR 750 - JRL Design Solutions Ltd				
IDEAL LAP TIME : 55.667		BEST LAP TIME : 55.667		DIFFERENCE : 0.000		
LAP	SECTOR 1	SECTOR 2	LAP TIME	MPH	DIFF	TIME OF DAY
1 -	OUTLAP	24.519	1:05.516	66.37	9.849	09:23:46.597
2 -	37.006	23.555	1:00.561	71.80	4.894	09:24:47.158
3 -	36.357	22.829	59.186	73.47	3.519	09:25:46.344
4 -	36.269	IN PIT	2:41.456	P 26.93	1:45.789	09:28:27.800
5 -	OUTLAP	23.435	1:03.725	68.24	8.058	09:29:31.525
6 -	35.094	22.685	57.779	75.26	2.112	09:30:29.304
7 -	34.783	22.502	57.285	75.91	1.618	09:31:26.589
8 -	34.302	22.273	56.575 (3)	76.86	0.908	09:32:23.164
9 -	34.083	22.407	56.490 (2)	76.98	0.823	09:33:19.654
10 -	34.802	22.327	57.129	76.11	1.462	09:34:16.783
11 -	33.721	21.946	55.667 (1)	78.11		09:35:12.450

P43 103 Richard DUNCAN		Yamaha R6 - C forbes flooring				
IDEAL LAP TIME : 57.173		BEST LAP TIME : 57.257		DIFFERENCE : 0.084		
LAP	SECTOR 1	SECTOR 2	LAP TIME	MPH	DIFF	TIME OF DAY
1 -	OUTLAP	23.999	1:05.923	65.96	8.666	09:23:16.121
2 -	37.016	22.523	59.539	73.03	2.282	09:24:15.660
3 -	35.503	22.456	57.959	75.02	0.702	09:25:13.619
4 -	35.831	22.587	58.418	74.43	1.161	09:26:12.037
5 -	47.595	IN PIT	2:30.966	P 28.80	1:33.709	09:28:43.003
6 -	OUTLAP	22.641	1:01.953	70.19	4.696	09:29:44.956
7 -	34.967	22.290	57.257 (1)	75.94		09:30:42.213
8 -	35.606	22.206	57.812 (3)	75.21	0.555	09:31:40.025
9 -	35.204	22.222	57.426 (2)	75.72	0.169	09:32:37.451

Weather / Track : Cloudy / Dry

Brands Hatch Indy
Circuit Length = 1.2079 miles
Start: 09:21 Flag 09:35 End: 09:36

BMCRC - MRO Championships 2019 - Rnd 9 @ Brands Hatch Indy

Team Respro MRO 600 inc MSS Performance Clubman 600 & Thunderbike Ultra

QUALIFYING - BEST SECTORS

SECTOR 1				SECTOR 2				IDEAL / BEST COMPARISON				
POS	NO	NAME	TIME	NO	NAME	TIME	POS	NO	NAME	IDEAL	BEST	DIFF
									PERFECT LAP	49.033		
1	86	KELMAN	29.355	14	BURRAGE	19.678	1	86	KELMAN	49.145	49.417	0.272
2	14	BURRAGE	29.570	121	SYMONDS	19.746	2	14	BURRAGE	49.248	49.613	0.365
3	121	SYMONDS	29.748	56	MILLS	19.750	3	121	SYMONDS	49.494	49.529	0.035
4	56	MILLS	29.792	140	PATMORE	19.751	4	56	MILLS	49.542	49.749	0.207
5	912	WHITE	29.883	86	KELMAN	19.790	5	912	WHITE	49.764	49.764	0.000
6	21	WHITCHER	30.043	912	WHITE	19.881	6	140	PATMORE	50.020	50.020	0.000
7	173	DRAPER	30.154	173	DRAPER	19.980	7	173	DRAPER	50.134	50.136	0.002
8	111	FOLKES	30.183	44	PLATTON	20.031	8	21	WHITCHER	50.190	50.282	0.092
9	140	PATMORE	30.269	188	KRAWIECKI	20.045	9	188	KRAWIECKI	50.332	50.634	0.302
10	188	KRAWIECKI	30.287	40	SHELVEY	20.102	10	111	FOLKES	50.416	50.416	0.000
11	12	BLOCH	30.401	29	STONE	20.126	11	29	STONE	50.612	50.622	0.010
12	143	PALMER	30.470	34	GILBERT	20.127	12	40	SHELVEY	50.685	50.935	0.250
13	5	KILLWORTH	30.476	21	WHITCHER	20.147	13	5	KILLWORTH	50.687	50.718	0.031
14	29	STONE	30.486	76	BYARD	20.172	14	143	PALMER	50.715	50.758	0.043
15	98	ELLIS	30.506	5	KILLWORTH	20.211	15	98	ELLIS	50.723	50.768	0.045
16	17	GILL	30.524	98	ELLIS	20.217	16	44	PLATTON	50.724	50.873	0.149
17	40	SHELVEY	30.583	111	FOLKES	20.233	17	17	GILL	50.791	50.894	0.103
18	34	GILBERT	30.669	143	PALMER	20.245	18	34	GILBERT	50.796	50.879	0.083
19	44	PLATTON	30.693	17	GILL	20.267	19	12	BLOCH	50.862	50.862	0.000
20	258	FRIEND	30.717	258	FRIEND	20.395	20	258	FRIEND	51.112	51.217	0.105
21	58	ALLEN	30.818	58	ALLEN	20.413	21	76	BYARD	51.117	51.117	0.000
22	76	BYARD	30.945	16	VAUGHAN	20.452	22	58	ALLEN	51.231	51.328	0.097
23	43	CLARK	30.952	12	BLOCH	20.461	23	43	CLARK	51.474	51.474	0.000
24	888	WOOD	31.308	519	TELGER	20.494	24	519	TELGER	51.912	51.990	0.078
25	3	LAMB DEN	31.330	78	THOMAS	20.498	25	888	WOOD	51.979	52.037	0.058
26	519	TELGER	31.418	43	CLARK	20.522	26	16	VAUGHAN	52.064	52.139	0.075
27	82	HINNELLS	31.465	288	REYNOLDS	20.628	27	78	THOMAS	52.079	52.079	0.000
28	288	REYNOLDS	31.499	888	WOOD	20.671	28	288	REYNOLDS	52.127	52.127	0.000
29	78	THOMAS	31.581	82	HINNELLS	20.679	29	3	LAMB DEN	52.140	52.465	0.325
30	16	VAUGHAN	31.612	188	DINSMORE	20.725	30	82	HINNELLS	52.144	52.144	0.000
31	188	DINSMORE	31.754	3	LAMB DEN	20.810	31	188	DINSMORE	52.479	52.527	0.048
32	115	MCFARLANE	31.756	2	TRUNDLE	20.826	32	2	TRUNDLE	52.759	52.798	0.039
33	2	TRUNDLE	31.933	185	HORNE	20.907	33	115	MCFARLANE	52.937	52.937	0.000
34	464	STONEMAN	32.021	464	STONEMAN	21.043	34	464	STONEMAN	53.064	53.382	0.318
35	8	SAUNDERS	32.127	16	WREN	21.075	35	8	SAUNDERS	53.261	53.318	0.057
36	624	FEDRICK	32.235	8	SAUNDERS	21.134	36	16	WREN	53.409	53.476	0.067
37	16	WREN	32.334	115	MCFARLANE	21.181	37	185	HORNE	53.558	53.558	0.000
38	185	HORNE	32.651	83	SKEELS-PIGGINS	21.366	38	624	FEDRICK	53.736	53.736	0.000
39	83	SKEELS-PIGGINS	32.965	624	FEDRICK	21.501	39	83	SKEELS-PIGGINS	54.331	54.331	0.000
40	33	MCMANAMON	33.149	138	LONG	21.824	40	33	MCMANAMON	55.290	55.532	0.242
41	86	LEFT	33.721	86	LEFT	21.946	41	138	LONG	55.566	55.566	0.000
42	138	LONG	33.742	33	MCMANAMON	22.141	42	86	LEFT	55.667	55.667	0.000
43	103	DUNCAN	34.967	103	DUNCAN	22.206	43	103	DUNCAN	57.173	57.257	0.084

Weather / Track : Cloudy / Dry

Results can be found at www.tsl-timing.com

Brands Hatch Indy

Circuit Length = 1.2079 miles

Start: 09:21 Flag 09:35 End: 09:36

Printed - 09:49 Saturday, 05 October 2019

BMCRC - MRO Championships 2019 - Rnd 9 @ Brands Hatch Indy

Team Respro MRO 600 inc MSS Performance Clubman 600 & Thunderbike Ultra

QUALIFYING - STATISTICS

Competitors Started 43
Planned Start 2019-10-05 @ 09:15:00.000
Actual Start 2019-10-05 @ 09:21:00.147
Finish Time 2019-10-05 @ 09:35:05.599
Track Length 1.2079mi.
Total Laps 496
Total Distance Covered 599.1410mi.

Session Fastest Lap History

NO	CL	NAME	LAP TIME	TIME OF DAY	LAP	VEHICLE
14		Chris BURRAGE	54.971	09:22:26.173	1	Yamaha R6
21	C	Nick WHITCHER	54.708	09:22:28.525	1	Yamaha R6
58	U	Michael ALLEN	54.534	09:22:30.093	1	Kawasaki ZX10R
12	C	Cedric BLOCH	54.347	09:22:30.495	1	Kawasaki ZX6R
56		Michael MILLS	53.234	09:22:52.584	1	Yamaha R6
14		Chris BURRAGE	51.549	09:23:17.722	2	Yamaha R6
121		Max SYMONDS	51.362	09:23:29.769	2	Kawasaki ZX6
121		Max SYMONDS	50.573	09:24:20.341	3	Kawasaki ZX6
86		Jamie KELMAN	50.500	09:25:27.045	4	Triumph DAYTONA 675
14		Chris BURRAGE	50.213	09:25:51.391	5	Yamaha R6
86		Jamie KELMAN	50.003	09:30:09.742	7	Triumph DAYTONA 675
86		Jamie KELMAN	49.427	09:30:59.169	8	Triumph DAYTONA 675
86		Jamie KELMAN	49.417	09:31:48.589	9	Triumph DAYTONA 675

Flag History

TYPE	TIME OF DAY
GREEN	09:21:00.147
RED	09:26:17.604
GREEN	09:28:18.035
FINISH	09:35:05.599

Flag Statistics

TYPE	COUNT	TOTAL LAPS	TOTAL TIME
Green	2	14	13:07.034
Red	1	0	2:00.431
Safety Car	0	0	0.000
FCY	0	0	0.000

Weather / Track : Cloudy / Dry

These results are provisional until the conclusion of any judicial and technical matters.

Brands Hatch Indy

Circuit Length = 1.2079 miles

Start: 09:21 Flag 09:35 End: 09:36

Clerk Of Course :

Timekeeper :

BMCRC - MRO Championships 2019 - Rnd 9 @ Brands Hatch Indy

Team Respro MRO 600 inc MSS Performance Clubman 600 & Thunderbike Ultra

QUALIFYING - STATISTICS

CLASS :

16 Starters

Fastest Lap History

NO	NAME	LAP TIME	TIME OF DAY	LAP	VEHICLE
14	Chris BURRAGE	54.971	09:22:26.173	1	Yamaha R6
121	Max SYMONDS	54.469	09:22:38.407	1	Kawasaki ZX6
56	Michael MILLS	53.234	09:22:52.584	1	Yamaha R6
14	Chris BURRAGE	51.549	09:23:17.722	2	Yamaha R6
121	Max SYMONDS	51.362	09:23:29.769	2	Kawasaki ZX6
121	Max SYMONDS	50.573	09:24:20.341	3	Kawasaki ZX6
86	Jamie KELMAN	50.500	09:25:27.045	4	Triumph DAYTONA 675
14	Chris BURRAGE	50.213	09:25:51.391	5	Yamaha R6
86	Jamie KELMAN	50.003	09:30:09.742	7	Triumph DAYTONA 675
86	Jamie KELMAN	49.427	09:30:59.169	8	Triumph DAYTONA 675
86	Jamie KELMAN	49.417	09:31:48.589	9	Triumph DAYTONA 675

Weather / Track : Cloudy / Dry

These results are provisional until the conclusion of any judicial and technical matters.

Brands Hatch Indy

Circuit Length = 1.2079 miles

Start: 09:21 Flag 09:35 End: 09:36

Clerk Of Course :

Timekeeper :

BMCRC - MRO Championships 2019 - Rnd 9 @ Brands Hatch Indy

Team Respro MRO 600 inc MSS Performance Clubman 600 & Thunderbike Ultra

QUALIFYING - STATISTICS

CLASS : C

15 Starters

Fastest Lap History

NO	NAME	LAP TIME	TIME OF DAY	LAP	VEHICLE
21	Nick WHITCHER	54.708	09:22:28.525	1	Yamaha R6
12	Cedric BLOCH	54.347	09:22:30.495	1	Kawasaki ZX6R
21	Nick WHITCHER	53.822	09:23:22.347	2	Yamaha R6
12	Cedric BLOCH	53.136	09:23:23.631	2	Kawasaki ZX6R
21	Nick WHITCHER	52.737	09:24:15.127	3	Yamaha R6
912	Michael WHITE	51.384	09:24:24.694	2	Yamaha R6
912	Michael WHITE	51.056	09:25:15.727	3	Yamaha R6
12	Cedric BLOCH	50.862	09:26:02.231	5	Kawasaki ZX6R
912	Michael WHITE	50.352	09:26:06.079	4	Yamaha R6
912	Michael WHITE	49.764	09:31:18.241	8	Yamaha R6

Weather / Track : Cloudy / Dry

These results are provisional until the conclusion of any judicial and technical matters.

Brands Hatch Indy

Circuit Length = 1.2079 miles

Start: 09:21 Flag 09:35 End: 09:36

Clerk Of Course :

Timekeeper :

BMCRC - MRO Championships 2019 - Rnd 9 @ Brands Hatch Indy

Team Respro MRO 600 inc MSS Performance Clubman 600 & Thunderbike Ultra

QUALIFYING - STATISTICS

CLASS : U

12 Starters

Fastest Lap History

NO	NAME	LAP TIME	TIME OF DAY	LAP	VEHICLE
58	Michael ALLEN	54.534	09:22:30.093	1	Kawasaki ZX10R
58	Michael ALLEN	53.117	09:23:23.211	2	Kawasaki ZX10R
5	Stacey KILLWORTH	52.615	09:23:52.795	2	Ducati 1098
143	Steve PALMER	52.209	09:24:27.613	3	Suzuki GSXR1000 K6
143	Steve PALMER	51.573	09:25:19.186	4	Suzuki GSXR1000 K6
76	Jason BYARD	51.117	09:25:26.696	3	Suzuki GSXR 1000
5	Stacey KILLWORTH	50.751	09:30:11.342	7	Ducati 1098
140	Aiden PATMORE	50.020	09:30:48.700	6	Yamaha R1

Weather / Track : Cloudy / Dry

These results are provisional until the conclusion of any judicial and technical matters.

Brands Hatch Indy

Circuit Length = 1.2079 miles

Start: 09:21 Flag 09:35 End: 09:36

Clerk Of Course :

Timekeeper :

BMCRC - MRO Championships 2019 - Rnd 9 @ Brands Hatch Indy



Thunderbike Extreme

QUALIFYING - CLASSIFICATION

POS	NO	CL	PIC NAME	ENTRY	TIME	ON	LAPS	GAP	DIFF	MPH
1	40	E	1 David SHELVEY	Suzuki GSXR 600 K1 - ymark.com	50.981	10	11			85.29
2	53	E	2 Patrick MILLS	Honda NC30 - Clague Architects	51.618	14	14	0.637	0.637	84.24
3	73	E	3 Luke MACRAE	Yamaha R6 - MacRae & Co Racing	52.048	13	14	1.067	0.430	83.54
4	90	E	4 Edward WATSON	Yamaha R6 - Motorsportdays.com TEA Time Racing	52.698	10	13	1.717	0.650	82.51
5	51	E	5 Michael HOGARTH	Honda SP1 RC-51 - WHR Racing	53.244	14	14	2.263	0.546	81.67
6	97	E	6 Edward ANSELL	Yamaha R6 - E a Ansell contractors	53.396	3	8	2.415	0.152	81.44
7	117	E	7 Raymond STAGG	Suzuki K2 750 -	53.733	4	12	2.752	0.337	80.92
8	55	E	8 Nick HODGINS	Suzuki GSXR 750 - Sam Saunders Racing	54.003	11	13	3.022	0.270	80.52
9	731	E	9 Vincent LEWIN	Honda CBR600F '93 - VINITWINRACING.CO.UK	54.549	10	12	3.568	0.546	79.71
10	12	E	10 Russell TAYLOR	Suzuki GSXR -	54.920	10	12	3.939	0.371	79.18
11	22	E	11 Matthew MAY	Honda CBR600F3 - Tliehurst Glass Racing	55.052	11	13	4.071	0.132	78.99
12	228	E	12 Clive EMERSON	Honda CBR900RRW -	55.844	6	12	4.863	0.792	77.87
13	31	E	13 Pete SANDERSON	Suzuki GSXR750 - #sellingeverythingtorace	56.920	13	13	5.939	1.076	76.39
14	171	E	14 Daniel GIBBS	Suzuki GSXR 750 Y - Thomas Racing	57.011	10	13	6.030	0.091	76.27
15	48	E	15 Peter FUNNELL	Honda 929 - Bear faced clothing	57.875	11	12	6.894	0.864	75.13
16	46	E	16 Adrian DRAPER	Suzuki GSXR 750 - droopy racing uk	58.322	6	12	7.341	0.447	74.56
17	24	E	17 Mark REYNOLDS	Aprilia MILLE -	59.565	9	12	8.584	1.243	73.00
18	133	E	18 Carlo BOTTIGLIERI	Yamaha YZF R1 - TMT RACING	59.697	5	7	8.716	0.132	72.84
19	526	E	19 Michael ARMANI	Honda CBR600 -	1:01.120	9	10	10.139	1.423	71.14
20	130	E	20 Fraser GRINSTEAD	Suzuki GSXR 750 SRAD - TRAPDOOR RACING	1:01.581	3	4	10.600	0.461	70.61
21	212	E	21 Tim BENNETT	Yamaha R1 - www.maxpowerracing.uk	1:03.043	10	11	12.062	1.462	68.97
22	18	E	22 Stuart ALBON	Honda 954 FIREBLADE -	1:04.512	10	11	13.531	1.469	67.40

Weather / Track : Cloudy / Dry

These results are provisional until the conclusion of any judicial and technical matters.

Brands Hatch Indy

Circuit Length = 1.2079 miles

Start: 10:33 Flag 10:46 End: 10:47

Clerk Of Course :

Steward :

Timekeeper :

Results can be found at www.tsl-timing.com

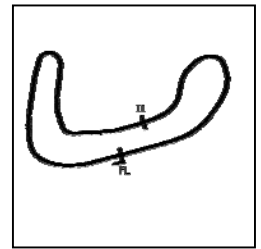
Printed - 13:24 Saturday, 05 October 2019



BMCRC - MRO Championships 2019 - Rnd 9 @ Brands Hatch Indy

Thunderbike Extreme

QUALIFYING - SECTOR ANALYSIS



SECTOR 1 = FL to I1, SECTOR 2 = I1 to FL, DIFF = Difference To Personal Best Lap, P = Crossed Finish Line in Pit Lane, D = Time Disallowed

P1		40 E		David SHELVEY		Suzuki GSXR 600 K1 - ymark.com	
IDEAL LAP TIME : 50.939		BEST LAP TIME : 50.981		DIFFERENCE : 0.042			
LAP	SECTOR 1	SECTOR 2	LAP TIME	MPH	DIFF	TIME OF DAY	
1 -	31.655	21.011	52.666	82.56	1.685	10:35:00.417	
2 -	31.872	21.013	52.885	82.22	1.904	10:35:53.302	
3 -	31.763	20.808	52.571	82.71	1.590	10:36:45.873	
4 -	31.764	22.009	53.773	80.86	2.792	10:37:39.646	
5 -	31.806	20.281	52.087	83.48	1.106	10:38:31.733	
6 -	31.011	20.570	51.581 (3)	84.30	0.600	10:39:23.314	
7 -	30.886	21.179	52.065	83.52	1.084	10:40:15.379	
8 -	31.109	20.390	51.499 (2)	84.44	0.518	10:41:06.878	
9 -	31.194	21.605	52.799	82.36	1.818	10:41:59.677	
10 -	30.658	20.323	50.981 (1)	85.29		10:42:50.658	
11 -	31.475	20.456	51.931	83.73	0.950	10:43:42.589	

P2		53 E		Patrick MILLS		Honda NC30 - Clague Architects	
IDEAL LAP TIME : 51.392		BEST LAP TIME : 51.618		DIFFERENCE : 0.226			
LAP	SECTOR 1	SECTOR 2	LAP TIME	MPH	DIFF	TIME OF DAY	
1 -	33.274	21.455	54.729	79.45	3.111	10:35:53.238	
2 -	32.759	20.618	53.377	81.46	1.759	10:36:46.615	
3 -	31.693	22.064	53.757	80.89	2.139	10:37:40.372	
4 -	31.761	20.732	52.493	82.84	0.875	10:38:32.865	
5 -	32.128	20.865	52.993	82.05	1.375	10:39:25.858	
6 -	31.429	20.608	52.037 (3)	83.56	0.419	10:40:17.895	
7 -	31.015	20.977	51.992 (2)	83.63	0.374	10:41:09.887	
8 -	31.723	20.893	52.616	82.64	0.998	10:42:02.503	
9 -	30.945	21.222	52.167	83.35	0.549	10:42:54.670	
10 -	30.964	21.651	52.615	82.64	0.997	10:43:47.285	
11 -	30.803	21.628	52.431	82.93	0.813	10:44:39.716	
12 -	31.302	21.053	52.355	83.05	0.737	10:45:32.071	
13 -	31.436	21.086	52.522	82.79	0.904	10:46:24.593	
14 -	30.784	20.834	51.618 (1)	84.24		10:47:16.211	

P3		73 E		Luke MACRAE		Yamaha R6 - MacRae & Co Racing	
IDEAL LAP TIME : 51.889		BEST LAP TIME : 52.048		DIFFERENCE : 0.159			
LAP	SECTOR 1	SECTOR 2	LAP TIME	MPH	DIFF	TIME OF DAY	
1 -	33.842	22.206	56.048	77.58	4.000	10:35:05.661	
2 -	32.138	21.638	53.776	80.86	1.728	10:35:59.437	
3 -	31.756	21.590	53.346	81.51	1.298	10:36:52.783	
4 -	32.451	21.366	53.817	80.80	1.769	10:37:46.600	
5 -	32.000	21.186	53.186	81.76	1.138	10:38:39.786	
6 -	32.075	21.085	53.160	81.80	1.112	10:39:32.946	
7 -	31.469	20.853	52.322	83.11	0.274	10:40:25.268	
8 -	32.676	21.404	54.080	80.41	2.032	10:41:19.348	
9 -	31.107	21.074	52.181 (3)	83.33	0.133	10:42:11.529	
10 -	31.773	21.158	52.931	82.15	0.883	10:43:04.460	
11 -	31.036	21.029	52.065 (2)	83.52	0.017	10:43:56.525	
12 -	31.388	20.866	52.254	83.22	0.206	10:44:48.779	
13 -	31.106	20.942	52.048 (1)	83.54		10:45:40.827	
14 -	31.854	20.958	52.812	82.34	0.764	10:46:33.639	

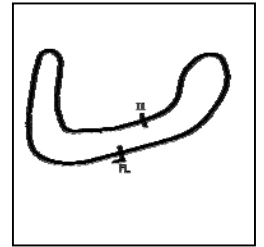
Weather / Track : Cloudy / Dry

Brands Hatch Indy
Circuit Length = 1.2079 miles
Start: 10:33 Flag 10:46 End: 10:47

BMCRC - MRO Championships 2019 - Rnd 9 @ Brands Hatch Indy

Thunderbike Extreme

QUALIFYING - SECTOR ANALYSIS



SECTOR 1 = FL to I1, SECTOR 2 = I1 to FL, DIFF = Difference To Personal Best Lap, P = Crossed Finish Line in Pit Lane, D = Time Disallowed

P4 90 E Edward WATSON		Yamaha R6 - Motorsportdays.com TEA Time Racing				
IDEAL LAP TIME : 52.647		BEST LAP TIME : 52.698		DIFFERENCE : 0.051		
LAP	SECTOR 1	SECTOR 2	LAP TIME	MPH	DIFF	TIME OF DAY
1 -	36.831	22.880	59.711	72.82	7.013	10:35:44.589
2 -	35.098	21.765	56.863	76.47	4.165	10:36:41.452
3 -	34.417	21.639	56.056	77.57	3.358	10:37:37.508
4 -	32.846	20.974	53.820	80.79	1.122	10:38:31.328
5 -	34.480	22.301	56.781	76.58	4.083	10:39:28.109
6 -	32.144	21.072	53.216	81.71	0.518	10:40:21.325
7 -	32.138	21.624	53.762	80.88	1.064	10:41:15.087
8 -	31.746	21.119	52.865 (2)	82.25	0.167	10:42:07.952
9 -	33.101	22.233	55.334	78.58	2.636	10:43:03.286
10 -	31.673	21.025	52.698 (1)	82.51		10:43:55.984
11 -	31.697	21.383	53.080 (3)	81.92	0.382	10:44:49.064
12 -	32.110	21.942	54.052	80.45	1.354	10:45:43.116
13 -	32.979	22.382	55.361	78.54	2.663	10:46:38.477

P5 51 E Michael HOGARTH		Honda SP1 RC-51 - WHR Racing				
IDEAL LAP TIME : 52.798		BEST LAP TIME : 53.244		DIFFERENCE : 0.446		
LAP	SECTOR 1	SECTOR 2	LAP TIME	MPH	DIFF	TIME OF DAY
1 -	34.703	22.559	57.262	75.94	4.018	10:35:09.623
2 -	34.941	21.984	56.925	76.39	3.681	10:36:06.548
3 -	33.694	21.960	55.654	78.13	2.410	10:37:02.202
4 -	32.985	22.509	55.494	78.36	2.250	10:37:57.696
5 -	32.382	21.941	54.323	80.05	1.079	10:38:52.019
6 -	32.377	22.039	54.416	79.91	1.172	10:39:46.435
7 -	32.836	21.331	54.167	80.28	0.923	10:40:40.602
8 -	32.120	21.254	53.374 (3)	81.47	0.130	10:41:33.976
9 -	32.624	21.910	54.534	79.74	1.290	10:42:28.510
10 -	34.010	22.138	56.148	77.44	2.904	10:43:24.658
11 -	32.950	21.967	54.917	79.18	1.673	10:44:19.575
12 -	32.270	21.675	53.945	80.61	0.701	10:45:13.520
13 -	31.973	21.353	53.326 (2)	81.54	0.082	10:46:06.846
14 -	31.544	21.700	53.244 (1)	81.67		10:47:00.090

P6 97 E Edward ANSELL		Yamaha R6 - E a Ansell contractors				
IDEAL LAP TIME : 53.230		BEST LAP TIME : 53.396		DIFFERENCE : 0.166		
LAP	SECTOR 1	SECTOR 2	LAP TIME	MPH	DIFF	TIME OF DAY
1 -	33.541	21.679	55.220	78.75	1.824	10:35:05.796
2 -	32.648	21.236	53.884 (3)	80.70	0.488	10:35:59.680
3 -	32.158	21.238	53.396 (1)	81.44		10:36:53.076
4 -	32.428	21.072	53.500 (2)	81.28	0.104	10:37:46.576
5 -	32.774	21.397	54.171	80.27	0.775	10:38:40.747
6 -	33.040	21.756	54.796	79.35	1.400	10:39:35.543
7 -	32.742	21.274	54.016	80.50	0.620	10:40:29.559
8 -	34.503	22.302	56.805	76.55	3.409	10:41:26.364

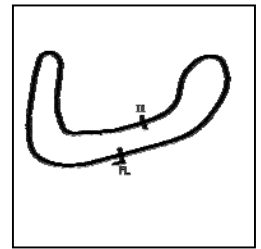
Weather / Track : Cloudy / Dry

Brands Hatch Indy
Circuit Length = 1.2079 miles
Start: 10:33 Flag 10:46 End: 10:47

BMCRC - MRO Championships 2019 - Rnd 9 @ Brands Hatch Indy

Thunderbike Extreme

QUALIFYING - SECTOR ANALYSIS



SECTOR 1 = FL to I1, SECTOR 2 = I1 to FL, DIFF = Difference To Personal Best Lap, P = Crossed Finish Line in Pit Lane, D = Time Disallowed

P7 117 E Raymond STAGG			Suzuki K2 750 -			
IDEAL LAP TIME : 53.086		BEST LAP TIME : 53.733	DIFFERENCE : 0.647			
LAP	SECTOR 1	SECTOR 2	LAP TIME	MPH	DIFF	TIME OF DAY
1 -	37.935	22.446	1:00.381	72.01	6.648	10:35:23.965
2 -	35.767	22.936	58.703	74.07	4.970	10:36:22.668
3 -	34.812	21.580	56.392	77.11	2.659	10:37:19.060
4 -	32.600	21.133	53.733 (1)	80.92		10:38:12.793
5 -	31.968	22.384	54.352	80.00	0.619	10:39:07.145
6 -	32.879	21.425	54.304	80.07	0.571	10:40:01.449
7 -	32.113	21.874	53.987 (3)	80.54	0.254	10:40:55.436
8 -	34.165	21.692	55.857	77.85	2.124	10:41:51.293
9 -	32.548	22.155	54.703	79.49	0.970	10:42:45.996
10 -	32.396	21.508	53.904 (2)	80.67	0.171	10:43:39.900
11 -	33.955	21.118	55.073	78.96	1.340	10:44:34.973
12 -	33.521	21.563	55.084	78.94	1.351	10:45:30.057

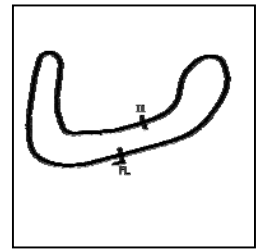
P8 55 E Nick HODGINS			Suzuki GSXR 750 - Sam Saunders Racing			
IDEAL LAP TIME : 53.635		BEST LAP TIME : 54.003	DIFFERENCE : 0.368			
LAP	SECTOR 1	SECTOR 2	LAP TIME	MPH	DIFF	TIME OF DAY
1 -	37.361	22.226	59.587	72.97	5.584	10:35:24.200
2 -	35.835	22.886	58.721	74.05	4.718	10:36:22.921
3 -	35.939	22.167	58.106	74.83	4.103	10:37:21.027
4 -	33.208	22.726	55.934	77.74	1.931	10:38:16.961
5 -	33.477	21.469	54.946	79.14	0.943	10:39:11.907
6 -	33.227	21.112	54.339 (2)	80.02	0.336	10:40:06.246
7 -	32.720	22.104	54.824	79.31	0.821	10:41:01.070
8 -	33.300	21.060	54.360 (3)	79.99	0.357	10:41:55.430
9 -	32.992	22.044	55.036	79.01	1.033	10:42:50.466
10 -	34.186	22.816	57.002	76.28	2.999	10:43:47.468
11 -	32.575	21.428	54.003 (1)	80.52		10:44:41.471
12 -	35.122	22.025	57.147	76.09	3.144	10:45:38.618
13 -	36.003	22.356	58.359	74.51	4.356	10:46:36.977

P9 731 E Vincent LEWIN			Honda CBR600F '93 - VINITWINRACING.CO.UK			
IDEAL LAP TIME : 54.507		BEST LAP TIME : 54.549	DIFFERENCE : 0.042			
LAP	SECTOR 1	SECTOR 2	LAP TIME	MPH	DIFF	TIME OF DAY
1 -	37.528	22.972	1:00.500	71.87	5.951	10:35:28.065
2 -	35.123	23.074	58.197	74.72	3.648	10:36:26.262
3 -	36.917	23.119	1:00.036	72.43	5.487	10:37:26.298
4 -	35.341	22.485	57.826	75.20	3.277	10:38:24.124
5 -	33.233	22.755	55.988	77.67	1.439	10:39:20.112
6 -	33.356	22.424	55.780	77.95	1.231	10:40:15.892
7 -	33.090	22.025	55.115	78.90	0.566	10:41:11.007
8 -	33.590	22.755	56.345	77.17	1.796	10:42:07.352
9 -	34.063	22.739	56.802	76.55	2.253	10:43:04.154
10 -	32.786	21.763	54.549 (1)	79.71		10:43:58.703
11 -	32.847	21.721	54.568 (2)	79.69	0.019	10:44:53.271
12 -	33.119	21.863	54.982 (3)	79.09	0.433	10:45:48.253

BMCRC - MRO Championships 2019 - Rnd 9 @ Brands Hatch Indy

Thunderbike Extreme

QUALIFYING - SECTOR ANALYSIS



SECTOR 1 = FL to I1, SECTOR 2 = I1 to FL, DIFF = Difference To Personal Best Lap, P = Crossed Finish Line in Pit Lane, D = Time Disallowed

P10 12 E Russell TAYLOR			Suzuki GSXR -			
IDEAL LAP TIME : 54.543		BEST LAP TIME : 54.920	DIFFERENCE : 0.377			
LAP	SECTOR 1	SECTOR 2	LAP TIME	MPH	DIFF	TIME OF DAY
1 -	36.571	22.730	59.301	73.33	4.381	10:35:17.692
2 -	34.592	22.048	56.640	76.77	1.720	10:36:14.332
3 -	35.315	22.060	57.375	75.79	2.455	10:37:11.707
4 -	33.272	21.807	55.079 (2)	78.95	0.159	10:38:06.786
5 -	33.990	21.749	55.739	78.01	0.819	10:39:02.525
6 -	33.758	22.128	55.886	77.81	0.966	10:39:58.411
7 -	34.690	22.051	56.741	76.63	1.821	10:40:55.152
8 -	34.257	21.839	56.096	77.52	1.176	10:41:51.248
9 -	33.201	22.272	55.473	78.39	0.553	10:42:46.721
10 -	33.332	21.588	54.920 (1)	79.18		10:43:41.641
11 -	33.911	21.484	55.395	78.50	0.475	10:44:37.036
12 -	33.059	22.072	55.131 (3)	78.87	0.211	10:45:32.167

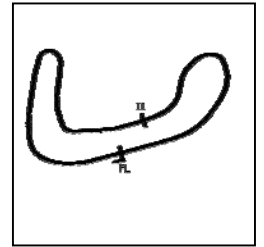
P11 22 E Matthew MAY			Honda CBR600F3 - Tliehurst Glass Racing			
IDEAL LAP TIME : 55.047		BEST LAP TIME : 55.052	DIFFERENCE : 0.005			
LAP	SECTOR 1	SECTOR 2	LAP TIME	MPH	DIFF	TIME OF DAY
1 -	36.081	23.071	59.152	73.51	4.100	10:35:15.964
2 -	34.849	22.822	57.671	75.40	2.619	10:36:13.635
3 -	36.482	22.971	59.453	73.14	4.401	10:37:13.088
4 -	34.496	22.643	57.139	76.10	2.087	10:38:10.227
5 -	33.994	22.597	56.591	76.84	1.539	10:39:06.818
6 -	34.245	22.718	56.963	76.34	1.911	10:40:03.781
7 -	33.356	22.204	55.560 (3)	78.26	0.508	10:40:59.341
8 -	33.684	22.131	55.815	77.91	0.763	10:41:55.156
9 -	33.129	22.109	55.238 (2)	78.72	0.186	10:42:50.394
10 -	33.923	22.256	56.179	77.40	1.127	10:43:46.573
11 -	32.938	22.114	55.052 (1)	78.99		10:44:41.625
12 -	35.372	22.632	58.004	74.97	2.952	10:45:39.629
13 -	34.195	22.115	56.310	77.22	1.258	10:46:35.939

P12 228 E Clive EMERSON			Honda CBR900RRW -			
IDEAL LAP TIME : 55.785		BEST LAP TIME : 55.844	DIFFERENCE : 0.059			
LAP	SECTOR 1	SECTOR 2	LAP TIME	MPH	DIFF	TIME OF DAY
1 -	35.785	22.834	58.619	74.18	2.775	10:35:14.331
2 -	34.711	22.205	56.916	76.40	1.072	10:36:11.247
3 -	34.404	22.292	56.696 (3)	76.70	0.852	10:37:07.943
4 -	33.867	22.357	56.224 (2)	77.34	0.380	10:38:04.167
5 -	36.165	22.094	58.259	74.64	2.415	10:39:02.426
6 -	33.691	22.153	55.844 (1)	77.87		10:39:58.270
7 -	34.461	22.463	56.924	76.39	1.080	10:40:55.194
8 -	35.096	22.797	57.893	75.11	2.049	10:41:53.087
9 -	34.399	22.348	56.747	76.63	0.903	10:42:49.834
10 -	34.927	23.754	58.681	74.10	2.837	10:43:48.515
11 -	34.656	22.382	57.038	76.24	1.194	10:44:45.553
12 -	34.148	22.974	57.122	76.12	1.278	10:45:42.675

BMCRC - MRO Championships 2019 - Rnd 9 @ Brands Hatch Indy

Thunderbike Extreme

QUALIFYING - SECTOR ANALYSIS



SECTOR 1 = FL to I1, SECTOR 2 = I1 to FL, DIFF = Difference To Personal Best Lap, P = Crossed Finish Line in Pit Lane, D = Time Disallowed

P13 31 E Pete SANDERSON			Suzuki GSXR750 - #sellingeverythingtorace			
IDEAL LAP TIME : 56.896		BEST LAP TIME : 56.920	DIFFERENCE : 0.024			
LAP	SECTOR 1	SECTOR 2	LAP TIME	MPH	DIFF	TIME OF DAY
1 -	39.783	24.840	1:04.623	67.29	7.703	10:35:30.122
2 -	36.700	23.599	1:00.299	72.11	3.379	10:36:30.421
3 -	36.827	24.757	1:01.584	70.61	4.664	10:37:32.005
4 -	35.613	23.278	58.891	73.84	1.971	10:38:30.896
5 -	36.886	23.396	1:00.282	72.13	3.362	10:39:31.178
6 -	35.132	22.951	58.083	74.86	1.163	10:40:29.261
7 -	35.970	23.314	59.284	73.35	2.364	10:41:28.545
8 -	35.762	22.590	58.352	74.52	1.432	10:42:26.897
9 -	37.433	24.999	1:02.432	69.65	5.512	10:43:29.329
10 -	35.072	23.000	58.072 (3)	74.88	1.152	10:44:27.401
11 -	34.826	22.887	57.713 (2)	75.34	0.793	10:45:25.114
12 -	36.119	23.090	59.209	73.44	2.289	10:46:24.323
13 -	34.306	22.614	56.920 (1)	76.39		10:47:21.243

P14 171 E Daniel GIBBS			Suzuki GSXR 750 Y - Thomas Racing			
IDEAL LAP TIME : 57.011		BEST LAP TIME : 57.011	DIFFERENCE : 0.000			
LAP	SECTOR 1	SECTOR 2	LAP TIME	MPH	DIFF	TIME OF DAY
1 -	38.896	23.983	1:02.879	69.15	5.868	10:35:37.006
2 -	37.736	23.302	1:01.038	71.24	4.027	10:36:38.044
3 -	36.273	23.122	59.395	73.21	2.384	10:37:37.439
4 -	36.217	22.757	58.974	73.73	1.963	10:38:36.413
5 -	35.441	22.803	58.244	74.66	1.233	10:39:34.657
6 -	35.326	22.653	57.979	75.00	0.968	10:40:32.636
7 -	34.624	22.575	57.199 (2)	76.02	0.188	10:41:29.835
8 -	34.723	22.488	57.211 (3)	76.00	0.200	10:42:27.046
9 -	36.949	23.908	1:00.857	71.45	3.846	10:43:27.903
10 -	34.606	22.405	57.011 (1)	76.27		10:44:24.914
11 -	35.087	23.884	58.971	73.74	1.960	10:45:23.885
12 -	35.966	22.831	58.797	73.95	1.786	10:46:22.682
13 -	34.972	22.516	57.488	75.64	0.477	10:47:20.170

P15 48 E Peter FUNNELL			Honda 929 - Bear faced clothing			
IDEAL LAP TIME : 57.741		BEST LAP TIME : 57.875	DIFFERENCE : 0.134			
LAP	SECTOR 1	SECTOR 2	LAP TIME	MPH	DIFF	TIME OF DAY
1 -	40.558	25.115	1:05.673	66.21	7.798	10:35:37.036
2 -	39.162	25.015	1:04.177	67.75	6.302	10:36:41.213
3 -	37.048	23.900	1:00.948	71.34	3.073	10:37:42.161
4 -	37.334	23.778	1:01.112	71.15	3.237	10:38:43.273
5 -	37.473	23.155	1:00.628	71.72	2.753	10:39:43.901
6 -	36.801	23.409	1:00.210	72.22	2.335	10:40:44.111
7 -	35.119	23.047	58.166 (2)	74.76	0.291	10:41:42.277
8 -	35.108	23.318	58.426 (3)	74.42	0.551	10:42:40.703
9 -	35.679	23.240	58.919	73.80	1.044	10:43:39.622
10 -	42.576	23.416	1:05.992	65.89	8.117	10:44:45.614
11 -	35.242	22.633	57.875 (1)	75.13		10:45:43.489
12 -	35.382	23.997	59.379	73.23	1.504	10:46:42.868

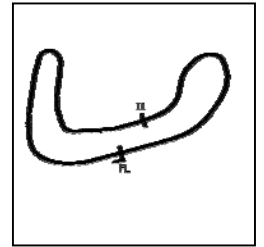
Weather / Track : Cloudy / Dry

Brands Hatch Indy
Circuit Length = 1.2079 miles
Start: 10:33 Flag 10:46 End: 10:47

BMCRC - MRO Championships 2019 - Rnd 9 @ Brands Hatch Indy

Thunderbike Extreme

QUALIFYING - SECTOR ANALYSIS



SECTOR 1 = FL to I1, SECTOR 2 = I1 to FL, DIFF = Difference To Personal Best Lap, P = Crossed Finish Line in Pit Lane, D = Time Disallowed

P16 46 E		Adrian DRAPER		Suzuki GSXR 750 - droopy racing uk			
IDEAL LAP TIME : 58.039		BEST LAP TIME : 58.322		DIFFERENCE : 0.283			
LAP	SECTOR 1	SECTOR 2	LAP TIME	MPH	DIFF	TIME OF DAY	
1 -	39.080	24.076	1:03.156	68.85	4.834	10:35:45.403	
2 -	36.305	24.069	1:00.374	72.02	2.052	10:36:45.777	
3 -	35.479	23.582	59.061	73.62	0.739	10:37:44.838	
4 -	35.368	23.875	59.243	73.40	0.921	10:38:44.081	
5 -	38.315	23.518	1:01.833	70.32	3.511	10:39:45.914	
6 -	35.285	23.037	58.322 (1)	74.56		10:40:44.236	
7 -	35.661	22.754	58.415 (2)	74.44	0.093	10:41:42.651	
8 -	35.316	23.214	58.530 (3)	74.29	0.208	10:42:41.181	
9 -	35.748	23.207	58.955	73.76	0.633	10:43:40.136	
10 -	37.272	23.672	1:00.944	71.35	2.622	10:44:41.080	
11 -	35.759	23.752	59.511	73.07	1.189	10:45:40.591	
12 -	35.897	23.714	59.611	72.94	1.289	10:46:40.202	

P17 24 E		Mark REYNOLDS		Aprilia MILLE -			
IDEAL LAP TIME : 59.565		BEST LAP TIME : 59.565		DIFFERENCE : 0.000			
LAP	SECTOR 1	SECTOR 2	LAP TIME	MPH	DIFF	TIME OF DAY	
1 -	41.769	24.908	1:06.677	65.21	7.112	10:35:30.821	
2 -	37.214	23.936	1:01.150	71.11	1.585	10:36:31.971	
3 -	38.033	24.382	1:02.415	69.67	2.850	10:37:34.386	
4 -	37.831	23.715	1:01.546	70.65	1.981	10:38:35.932	
5 -	37.651	23.551	1:01.202	71.05	1.637	10:39:37.134	
6 -	37.169	23.953	1:01.122	71.14	1.557	10:40:38.256	
7 -	37.451	23.646	1:01.097	71.17	1.532	10:41:39.353	
8 -	36.691	23.394	1:00.085 (2)	72.37	0.520	10:42:39.438	
9 -	36.232	23.333	59.565 (1)	73.00		10:43:39.003	
10 -	37.265	23.550	1:00.815	71.50	1.250	10:44:39.818	
11 -	36.493	24.008	1:00.501 (3)	71.87	0.936	10:45:40.319	
12 -	36.893	24.471	1:01.364	70.86	1.799	10:46:41.683	

P18 133 E		Carlo BOTTIGLIERI		Yamaha YZF R1 - TMT RACING			
IDEAL LAP TIME : 59.426		BEST LAP TIME : 59.697		DIFFERENCE : 0.271			
LAP	SECTOR 1	SECTOR 2	LAP TIME	MPH	DIFF	TIME OF DAY	
1 -	38.553	23.777	1:02.330	69.76	2.633	10:36:03.378	
2 -	37.269	23.310	1:00.579	71.78	0.882	10:37:03.957	
3 -	36.661	23.405	1:00.066 (2)	72.39	0.369	10:38:04.023	
4 -	37.051	23.350	1:00.401	71.99	0.704	10:39:04.424	
5 -	36.223	23.474	59.697 (1)	72.84		10:40:04.121	
6 -	36.966	23.233	1:00.199 (3)	72.23	0.502	10:41:04.320	
7 -	37.093	23.203	1:00.296	72.12	0.599	10:42:04.616	

P19 526 E		Michael ARMANI		Honda CBR600 -			
IDEAL LAP TIME : 1:01.120		BEST LAP TIME : 1:01.120		DIFFERENCE : 0.000			
LAP	SECTOR 1	SECTOR 2	LAP TIME	MPH	DIFF	TIME OF DAY	
1 -	39.914	25.701	1:05.615	66.27	4.495	10:36:10.667	
2 -	38.929	25.019	1:03.948	68.00	2.828	10:37:14.615	
3 -	38.658	25.131	1:03.789	68.17	2.669	10:38:18.404	
4 -	38.574	24.883	1:03.457	68.52	2.337	10:39:21.861	
5 -	39.049	24.730	1:03.779	68.18	2.659	10:40:25.640	
6 -	37.906	24.574	1:02.480 (3)	69.59	1.360	10:41:28.120	
7 -	38.134	24.571	1:02.705	69.35	1.585	10:42:30.825	
8 -	37.678	24.063	1:01.741 (2)	70.43	0.621	10:43:32.566	
9 -	37.388	23.732	1:01.120 (1)	71.14		10:44:33.686	
10 -	38.908	24.061	1:02.969	69.05	1.849	10:45:36.655	

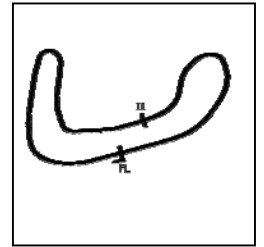
Weather / Track : Cloudy / Dry

Brands Hatch Indy
Circuit Length = 1.2079 miles
Start: 10:33 Flag 10:46 End: 10:47

BMCRC - MRO Championships 2019 - Rnd 9 @ Brands Hatch Indy

Thunderbike Extreme

QUALIFYING - SECTOR ANALYSIS



SECTOR 1 = FL to I1, SECTOR 2 = I1 to FL, DIFF = Difference To Personal Best Lap, P = Crossed Finish Line in Pit Lane, D = Time Disallowed

P20 130 E		Fraser GRINSTEAD		Suzuki GSXR 750 SRAD - TRAPDOOR RACING		
IDEAL LAP TIME : 1:01.344		BEST LAP TIME : 1:01.581		DIFFERENCE : 0.237		
LAP	SECTOR 1	SECTOR 2	LAP TIME	MPH	DIFF	TIME OF DAY
1 -	40.105	24.207	1:04.312	67.61	2.731	10:35:53.780
2 -	38.306	25.411	1:03.717 (3)	68.24	2.136	10:36:57.497
3 -	37.137	24.444	1:01.581 (1)	70.61		10:37:59.078
4 -	37.219	25.338	1:02.557 (2)	69.51	0.976	10:39:01.635

P21 212 E		Tim BENNETT		Yamaha R1 - www.maxpowerracing.uk		
IDEAL LAP TIME : 1:03.043		BEST LAP TIME : 1:03.043		DIFFERENCE : 0.000		
LAP	SECTOR 1	SECTOR 2	LAP TIME	MPH	DIFF	TIME OF DAY
1 -	44.350	27.428	1:11.778	60.58	8.735	10:35:49.420
2 -	40.620	25.773	1:06.393	65.49	3.350	10:36:55.813
3 -	40.714	26.373	1:07.087	64.82	4.044	10:38:02.900
4 -	40.096	26.286	1:06.382	65.50	3.339	10:39:09.282
5 -	39.320	25.921	1:05.241	66.65	2.198	10:40:14.523
6 -	39.239	25.320	1:04.559	67.35	1.516	10:41:19.082
7 -	39.619	25.382	1:05.001	66.90	1.958	10:42:24.083
8 -	38.348	25.664	1:04.012 (3)	67.93	0.969	10:43:28.095
9 -	38.843	25.544	1:04.387	67.53	1.344	10:44:32.482
10 -	38.032	25.011	1:03.043 (1)	68.97		10:45:35.525
11 -	38.425	25.279	1:03.704 (2)	68.26	0.661	10:46:39.229

P22 18 E		Stuart ALBON		Honda 954 FIREBLADE -		
IDEAL LAP TIME : 1:03.925		BEST LAP TIME : 1:04.512		DIFFERENCE : 0.587		
LAP	SECTOR 1	SECTOR 2	LAP TIME	MPH	DIFF	TIME OF DAY
1 -	OUTLAP	29.223	1:18.216	55.59	13.704	10:36:22.555
2 -	44.491	27.655	1:12.146	60.27	7.634	10:37:34.701
3 -	41.525	26.608	1:08.133	63.82	3.621	10:38:42.834
4 -	40.042	26.201	1:06.243	65.64	1.731	10:39:49.077
5 -	39.681	26.227	1:05.908	65.97	1.396	10:40:54.985
6 -	40.306	26.047	1:06.353	65.53	1.841	10:42:01.338
7 -	38.683	25.956	1:04.639 (3)	67.27	0.127	10:43:05.977
8 -	39.951	25.706	1:05.657	66.23	1.145	10:44:11.634
9 -	39.387	25.242	1:04.629 (2)	67.28	0.117	10:45:16.263
10 -	38.874	25.638	1:04.512 (1)	67.40		10:46:20.775
11 -	40.152	25.934	1:06.086	65.80	1.574	10:47:26.861

BMCRC - MRO Championships 2019 - Rnd 9 @ Brands Hatch Indy

Thunderbike Extreme

QUALIFYING - BEST SECTORS

SECTOR 1			SECTOR 2			IDEAL / BEST COMPARISON						
POS	NO	NAME	TIME	NO	NAME	TIME	POS	NO	NAME	IDEAL	BEST	DIFF
									PERFECT LAP	50.939		
1	40	SHELVEY	30.658	40	SHELVEY	20.281	1	40	SHELVEY	50.939	50.981	0.042
2	53	MILLS	30.784	53	MILLS	20.608	2	53	MILLS	51.392	51.618	0.226
3	73	MACRAE	31.036	73	MACRAE	20.853	3	73	MACRAE	51.889	52.048	0.159
4	51	HOGARTH	31.544	90	WATSON	20.974	4	90	WATSON	52.647	52.698	0.051
5	90	WATSON	31.673	55	HODGINS	21.060	5	51	HOGARTH	52.798	53.244	0.446
6	117	STAGG	31.968	97	ANSELL	21.072	6	117	STAGG	53.086	53.733	0.647
7	97	ANSELL	32.158	117	STAGG	21.118	7	97	ANSELL	53.230	53.396	0.166
8	55	HODGINS	32.575	51	HOGARTH	21.254	8	55	HODGINS	53.635	54.003	0.368
9	731	LEWIN	32.786	12	TAYLOR	21.484	9	731	LEWIN	54.507	54.549	0.042
10	22	MAY	32.938	731	LEWIN	21.721	10	12	TAYLOR	54.543	54.920	0.377
11	12	TAYLOR	33.059	228	EMERSON	22.094	11	22	MAY	55.047	55.052	0.005
12	228	EMERSON	33.691	22	MAY	22.109	12	228	EMERSON	55.785	55.844	0.059
13	31	SANDERSON	34.306	171	GIBBS	22.405	13	31	SANDERSON	56.896	56.920	0.024
14	171	GIBBS	34.606	31	SANDERSON	22.590	14	171	GIBBS	57.011	57.011	0.000
15	48	FUNNELL	35.108	48	FUNNELL	22.633	15	48	FUNNELL	57.741	57.875	0.134
16	46	DRAPER	35.285	46	DRAPER	22.754	16	46	DRAPER	58.039	58.322	0.283
17	133	BOTTIGLIERI	36.223	133	BOTTIGLIERI	23.203	17	133	BOTTIGLIERI	59.426	59.697	0.271
18	24	REYNOLDS	36.232	24	REYNOLDS	23.333	18	24	REYNOLDS	59.565	59.565	0.000
19	130	GRINSTEAD	37.137	526	ARMANI	23.732	19	526	ARMANI	1:01.120	1:01.120	0.000
20	526	ARMANI	37.388	130	GRINSTEAD	24.207	20	130	GRINSTEAD	1:01.344	1:01.581	0.237
21	212	BENNETT	38.032	212	BENNETT	25.011	21	212	BENNETT	1:03.043	1:03.043	0.000
22	18	ALBON	38.683	18	ALBON	25.242	22	18	ALBON	1:03.925	1:04.512	0.587

Weather / Track : Cloudy / Dry

Results can be found at www.tsl-timing.com

Brands Hatch Indy
 Circuit Length = 1.2079 miles
 Start: 10:33 Flag 10:46 End: 10:47

Printed - 13:24 Saturday, 05 October 2019

BMCRC - MRO Championships 2019 - Rnd 9 @ Brands Hatch Indy

Thunderbike Extreme

QUALIFYING - STATISTICS

Competitors Started 40
Planned Start 2019-10-05 @ 10:25:00.000
Actual Start 2019-10-05 @ 10:33:40.313
Finish Time 2019-10-05 @ 10:46:30.336
Track Length 1.2079mi.
Total Laps 459
Total Distance Covered 554.4470mi.

Session Fastest Lap History

NO	CL	NAME	LAP TIME	TIME OF DAY	LAP	VEHICLE
40	E	David SHELVEY	52.666	10:35:00.428	1	Suzuki GSXR 600 K1
40	E	David SHELVEY	52.571	10:36:45.873	3	Suzuki GSXR 600 K1
40	E	David SHELVEY	52.087	10:38:31.743	5	Suzuki GSXR 600 K1
40	E	David SHELVEY	51.581	10:39:23.325	6	Suzuki GSXR 600 K1
40	E	David SHELVEY	51.499	10:41:06.888	8	Suzuki GSXR 600 K1
40	E	David SHELVEY	50.981	10:42:50.668	10	Suzuki GSXR 600 K1

Flag History

TYPE	TIME OF DAY
GREEN	10:33:40.313
FINISH	10:46:30.336

Flag Statistics

TYPE	COUNT	TOTAL LAPS	TOTAL TIME
Green	1	14	13:59.180
Red	0	0	0.000
Safety Car	0	0	0.000
FCY	0	0	0.000

Weather / Track : Cloudy / Dry

These results are provisional until the conclusion of any judicial and technical matters.

Brands Hatch Indy
Circuit Length = 1.2079 miles
Start: 10:33 Flag 10:46 End: 10:47

Clerk Of Course :	Timekeeper :
-------------------	--------------

BMCRC - MRO Championships 2019 - Rnd 9 @ Brands Hatch Indy

Thunderbike Extreme

QUALIFYING - STATISTICS

CLASS : E

22 Starters

Fastest Lap History

NO	NAME	LAP TIME	TIME OF DAY	LAP	VEHICLE
40	David SHELVEY	52.666	10:35:00.428	1	Suzuki GSXR 600 K1
40	David SHELVEY	52.571	10:36:45.873	3	Suzuki GSXR 600 K1
40	David SHELVEY	52.087	10:38:31.743	5	Suzuki GSXR 600 K1
40	David SHELVEY	51.581	10:39:23.325	6	Suzuki GSXR 600 K1
40	David SHELVEY	51.499	10:41:06.888	8	Suzuki GSXR 600 K1
40	David SHELVEY	50.981	10:42:50.668	10	Suzuki GSXR 600 K1

Weather / Track : Cloudy / Dry

These results are provisional until the conclusion of any judicial and technical matters.

Brands Hatch Indy

Circuit Length = 1.2079 miles

Start: 10:33 Flag 10:46 End: 10:47

Clerk Of Course :

Timekeeper :

BMCRC - MRO Championships 2019 - Rnd 9 @ Brands Hatch Indy

Thunderbike Extreme

QUALIFYING - STATISTICS

CLASS : B

18 Starters

Fastest Lap History

NO	NAME	LAP TIME	TIME OF DAY	LAP	VEHICLE
17	Tommy DOWNES	55.310	10:35:06.779	1	Suzuki SV650
17	Tommy DOWNES	54.844	10:36:01.622	2	Suzuki SV650
17	Tommy DOWNES	54.237	10:37:50.993	4	Suzuki SV650
17	Tommy DOWNES	53.572	10:38:44.566	5	Suzuki SV650

Weather / Track : Cloudy / Dry

These results are provisional until the conclusion of any judicial and technical matters.

Brands Hatch Indy

Circuit Length = 1.2079 miles

Start: 10:33 Flag 10:46 End: 10:47

Clerk Of Course :

Timekeeper :

BMCRC - MRO Championships 2019 - Rnd 9 @ Brands Hatch Indy



Thunderbike Extreme & Ultra

QUALIFYING - COMBINED CLASSIFICATION - AMENDED

POS	NO	CL	PIC NAME	FIRST		SECOND		THIRD		GAP	DIFF
				TIME	LAPS	TIME	LAPS	TIME	LAPS		
1	140	U	1 Aiden PATMORE	50.020	8		0		0		
2	5	U	2 Stacey KILLWORTH	50.718	11		0		0	0.698	0.698
3	143	U	3 Steve PALMER	50.758	13		0		0	0.738	0.040
4	40	E	1 David SHELVEY		0	50.981	11		0	0.961	0.223
5	76	U	4 Jason BYARD	51.117	5		0		0	1.097	0.136
6	258	U	5 Ande FRIEND	51.217	13		0		0	1.197	0.100
7	58	U	6 Michael ALLEN	51.328	12		0		0	1.308	0.111
8	53	E	2 Patrick MILLS		0	51.618	14		0	1.598	0.290
9	73	E	3 Luke MACRAE		0	52.048	14		0	2.028	0.430
10	78	U	7 Jamie THOMAS	52.079	12		0		0	2.059	0.031
11	82	U	8 Matt HINNELLS	52.144	13		0		0	2.124	0.065
12	188	U	9 Cecil DINSMORE	52.527	8		0		0	2.507	0.383
13	90	E	4 Edward WATSON		0	52.698	13		0	2.678	0.171
14	115	U	10 Sam MCFARLANE	52.937	11		0		0	2.917	0.239
15	51	E	5 Michael HOGARTH		0	53.244	14		0	3.224	0.307
16	97	E	6 Edward ANSELL		0	53.396	8		0	3.376	0.152
17	16	U	11 Matthew WREN	53.476	11		0		0	3.456	0.080
18	117	E	7 Raymond STAGG		0	53.733	12		0	3.713	0.257
19	55	E	8 Nick HODGINS		0	54.003	13		0	3.983	0.270
20	731	E	9 Vincent LEWIN		0	54.549	12		0	4.529	0.546
21	12	E	10 Russell TAYLOR		0	54.920	12		0	4.900	0.371
22	22	E	11 Matthew MAY		0	55.052	13		0	5.032	0.132
23	86	U	12 Jonathan LEFT	55.667	11		0		0	5.647	0.615
24	228	E	12 Clive EMERSON		0	55.844	12		0	5.824	0.177
25	31	E	13 Pete SANDERSON		0	56.920	13		0	6.900	1.076
26	171	E	14 Daniel GIBBS		0	57.011	13		0	6.991	0.091
27	101	E	15 Glen TRIPP		0		0	57.579	13	7.559	0.568
28	48	E	16 Peter FUNNELL		0	57.875	12		0	7.855	0.296
29	46	E	17 Adrian DRAPER		0	58.322	12		0	8.302	0.447
30	24	E	18 Mark REYNOLDS		0	59.565	12		0	9.545	1.243
31	133	E	19 Carlo BOTTIGLIERI		0	59.697	7		0	9.677	0.132
32	526	E	20 Michael ARMANI		0	1:01.120	10		0	11.100	1.423
33	130	E	21 Fraser GRINSTEAD		0	1:01.581	4		0	11.561	0.461
34	212	E	22 Tim BENNETT		0	1:03.043	11		0	13.023	1.462
35	18	E	23 Stuart ALBON		0	1:04.512	11		0	14.492	1.469

Weather / Track : Cloudy / Dry

These results are provisional until the conclusion of any judicial and technical matters.

Brands Hatch Indy

Circuit Length = 1.2079 miles

Start: 11:12 Flag 11:25 End: 11:26

Clerk Of Course :	Timekeeper :
-------------------	--------------

Results can be found at www.tsl-timing.com

Printed - 11:45 Saturday, 05 October 2019



BMCRC - MRO Championships 2019 - Rnd 9 @ Brands Hatch Indy



BMCRC Thunderbike Extreme & Ultra

RACE 6 - GRID (10 Laps)

ROW 12	36	373	Robert PRICE	1:04.512	35	18	Stuart ALBON	1:03.043	34	212	Tim BENNETT	
ROW 11				1:01.581	33	130	Fraser GRINSTEAD	1:01.120	32	526	Michael ARMANI	59.697
ROW 10	30	24	Mark REYNOLDS	59.565	29	46	Adrian DRAPER	58.322	28	48	Peter FUNNELL	57.875
ROW 9				57.579	27	101	Glen TRIPP	57.011	26	171	Daniel GIBBS	56.920
ROW 8	24	228	Clive EMERSON	55.844	23	86	Jonathan LEFT	55.667	22	22	Matthew MAY	55.052
ROW 7				54.920	21	12	Russell TAYLOR	54.549	20	731	Vincent LEWIN	54.003
ROW 6	18	117	Raymond STAGG	53.733	17	16	Matthew WREN	53.476	16	97	Edward ANSELL	53.396
ROW 5				53.244	15	51	Michael HOGARTH	52.937	14	115	Sam MCFARLANE	52.698
ROW 4	12	188	Cecil DINSMORE	52.527	11	82	Matt HINNELLS	52.144	10	78	Jamie THOMAS	52.079
ROW 3				52.048	9	73	Luke MACRAE	51.618	8	53	Patrick MILLS	51.328
ROW 2	6	258	Ande FRIEND	51.217	5	76	Jason BYARD	51.117	4	40	David SHELVEY	50.981
ROW 1				50.758	3	143	Steve PALMER	50.718	2	5	Stacey KILLWORTH	50.020
					1	140	Aiden PATMORE					Pole

Brands Hatch Indy
Circuit Length = 1.2079 miles

These results are provisional until the conclusion of any judicial and technical matters.

Clerk Of Course :	Steward :	Timekeeper :
-------------------	-----------	--------------

Results can be found at www.tsl-timing.com

Printed - 11:47 Saturday, 05 October 2019



BMCRC - MRO Championships 2019 - Rnd 9 @ Brands Hatch Indy



BMCRC Thunderbike Extreme & Ultra

RACE 6 - CLASSIFICATION

POS	NO	CL	PIC NAME	ENTRY	LAPS	TIME	GAP	DIFF	MPH	BEST	ON
1	140	U	1 Aiden PATMORE	Yamaha R1 - TBR Performance/NW Roofing	10	8:25.396			86.04	49.136	6
2	143	U	2 Steve PALMER	Suzuki GSXR1000 K6 - 4C8/Mk1 Transit racing	10	8:32.598	7.202	7.202	84.83	49.670	5
3	258	U	3 Ande FRIEND	Kawasaki ZX10R - Flying colours Motorcycle Trainir	10	8:35.950	10.554	3.352	84.28	50.472	3
4	40	E	1 David SHELVEY	Suzuki GSXR 600 K1 - ymark.com	10	8:38.654	13.258	2.704	83.84	50.688	3
5	53	E	2 Patrick MILLS	Honda NC30 - Clague Architects	10	8:44.473	19.077	5.819	82.91	50.957	7
6	82	U	4 Matt HINNELLS	Yamaha R1 - Bears repairs/Jamie Vale Carpentry	10	8:52.982	27.586	8.509	81.59	51.953	6
7	5	U	5 Stacey KILLWORTH	Ducati 1098 - BK/Everns	10	8:56.815	31.419	3.833	81.00	50.663	10
8	188	U	6 Cecil DINSMORE	Suzuki GSXR 1000 - KnC Racing	10	8:58.259	32.863	1.444	80.79	52.228	10
9	78	U	7 Jamie THOMAS	Suzuki GSXR 1000 - Team RubyRacing	10	8:58.811	33.415	0.552	80.70	52.511	6
10	97	E	3 Edward ANSELL	Yamaha R6 - E a Ansell contractors	10	8:59.461	34.065	0.650	80.61	52.437	4
11	90	E	4 Edward WATSON	Yamaha R6 - Motorsportdays.com TEA Time Racing	10	9:00.049	34.653	0.588	80.52	52.138	8
12	16	U	8 Matthew WREN	Suzuki GSXR - TBR performance	10	9:06.278	40.882	6.229	79.60	53.198	7
13	55	E	5 Nick HODGINS	Suzuki GSXR 750 - Sam Saunders Racing	10	9:06.398	41.002	0.120	79.58	52.309	5
14	117	E	6 Raymond STAGG	Suzuki K2 750 -	10	9:07.230	41.834	0.832	79.46	53.146	4
15	731	E	7 Vincent LEWIN	Honda CBR600F '93 - VINITWINRACING.CO.UK	10	9:17.100	51.704	9.870	78.05	54.230	7
16	51	E	8 Michael HOGARTH	Honda SP1 RC-51 - WHR Racing	9	8:25.950	1 Lap	1 Lap	77.35	53.546	9
17	73	E	9 Luke MACRAE	Yamaha R6 - MacRae & Co Racing	9	8:26.926	1 Lap	0.976	77.20	51.472	8
18	115	U	9 Sam MCFARLANE	Suzuki GSXR - Msg racing suzuki, performance tecl	9	8:27.878	1 Lap	0.952	77.06	53.788	8
19	22	E	10 Matthew MAY	Honda CBR600F3 - Tliehurst Glass Racing	9	8:29.720	1 Lap	1.842	76.78	54.663	5
20	228	E	11 Clive EMERSON	Honda CBR900RRW -	9	8:32.729	1 Lap	3.009	76.33	55.607	8
21	171	E	12 Daniel GIBBS	Suzuki GSXR 750 Y - Thomas Racing	9	8:37.373	1 Lap	4.644	75.64	55.952	3
22	48	E	13 Peter FUNNELL	Honda 929 - Bear faced clothing	9	8:45.796	1 Lap	8.423	74.43	55.646	9
23	86	U	10 Jonathan LEFT	Suzuki GSXR 750 - JRL Design Solutions Ltd	9	8:47.519	1 Lap	1.723	74.19	56.655	7
24	46	E	14 Adrian DRAPER	Suzuki GSXR 750 - droopy racing uk	9	8:48.073	1 Lap	0.554	74.11	56.428	9
25	31	E	15 Pete SANDERSON	Suzuki GSXR750 - #sellingeverythingtorace	9	8:48.833	1 Lap	0.760	74.00	56.904	7
26	373	E	16 Robert PRICE	Suzuki GSXR -	9	8:54.076	1 Lap	5.243	73.28	57.228	8
27	24	E	17 Mark REYNOLDS	Aprilia MILLE -	9	8:56.925	1 Lap	2.849	72.89	57.620	8
28	133	E	18 Carlo BOTTIGLIERI	Yamaha YZF R1 - TMT RACING	9	9:18.991	1 Lap	22.066	70.01	1:00.728	5
29	526	E	19 Michael ARMANI	Honda CBR600 -	9	9:19.402	1 Lap	0.411	69.96	59.635	5
30	130	E	20 Fraser GRINSTEAD	Suzuki GSXR 750 SRAD - TRAPDOOR RACING	8	8:28.443	2 Laps	1 Lap	68.42	1:00.896	2
31	18	E	21 Stuart ALBON	Honda 954 FIREBLADE -	8	8:55.463	2 Laps	27.020	64.96	1:03.764	4
32	212	E	22 Tim BENNETT	Yamaha R1 - www.maxpowerracing.uk	8	9:19.454	2 Laps	23.991	62.18	1:05.739	6

NOT CLASSIFIED

DNF	101	E	Glen TRIPP	Honda CBR 600FW - yaki too racing any help would	5	5:04.649	5 Laps	3 Laps	71.37	58.347	2
DNF	76	U	Jason BYARD	Suzuki GSXR 1000 - May Construction	4	3:26.571	6 Laps	1 Lap	84.20	49.719	3
DNF	12	E	Russell TAYLOR	Suzuki GSXR -	4	3:53.683	6 Laps		74.43	55.085	3
DNF	58	U	Michael ALLEN	Kawasaki ZX10R -	0						

FASTEST LAP

140	U	Aiden PATMORE	Yamaha R1 - TBR Performance/NW Roofing	6	49.136	88.50 mph	142.42 kph
40	E	David SHELVEY	Suzuki GSXR 600 K1 - ymark.com	3	50.688	85.79 mph	138.06 kph

Class U - 92.5% of Race Speed = 79.58 mph

Class E - 92.5% of Race Speed = 77.55 mph

Brands Hatch Indy

Circuit Length = 1.2079 miles

Start: 13:58 Flag 14:06 End: 14:07

Weather / Track : Cloudy / Dry

These results are provisional until the conclusion of any judicial and technical matters.

Clerk Of Course :	Steward :	Timekeeper :

Results can be found at www.tsl-timing.com

Printed - 14:07 Saturday, 05 October 2019



BMCRC - MRO Championships 2019 - Rnd 9 @ Brands Hatch Indy

BMCRC Thunderbike Extreme & Ultra

RACE 6 - LAP CHART

LAP 1 @ 13:59:03.261

NO	BEHIND	LAP TIME
140		55.657
76	1.041	56.698
40	1.242	56.899
258	2.246	57.903
143	3.499	59.156
53	3.795	59.452
188	4.532	1:00.189
78	5.097	1:00.754
82	5.436	1:01.093
16	6.347	1:02.004
97	6.579	1:02.236
90	7.145	1:02.802
117	7.286	1:02.943
731	8.724	1:04.381
228	9.192	1:04.849
55	9.625	1:05.282
22	9.690	1:05.347
51	10.057	1:05.714
115	10.517	1:06.174
171	10.693	1:06.350
12	11.143	1:06.800
86	11.638	1:07.295
31	12.392	1:08.049
46	12.497	1:08.154
373	12.700	1:08.357
5	12.743	1:08.400
48	12.767	1:08.424
101	13.742	1:09.399
133	14.205	1:09.862
24	14.849	1:10.506
130	16.256	1:11.913
526	16.953	1:12.610
73	20.308	1:15.965
18	21.839	1:17.496
212	24.660	1:20.317

LAP 2 @ 13:59:54.200

NO	BEHIND	LAP TIME
140		50.939
76	0.133	50.031
40	1.629	51.326
258	2.509	51.202
143	2.647	50.087
53	4.585	51.729
188	6.812	53.219
82	7.112	52.615
78	7.409	53.251
16	9.096	53.688
97	9.449	53.809
90	10.244	54.038
117	10.425	54.078
731	13.332	55.547
228	14.450	56.197
55	14.855	56.169
22	15.177	56.426
5	15.305	53.501
51	15.314	56.196
115	15.906	56.328
12	16.233	56.029
171	16.242	56.488
86	18.340	57.641
46	19.160	57.602

31	19.928	58.475
48	20.741	58.913
373	20.896	59.135
101	21.150	58.347
24	23.253	59.343
133	24.145	1:00.879
130	26.213	1:00.896
526	26.968	1:00.954
73	32.952	1:03.583
18	37.424	1:06.524
212	41.091	1:07.370

LAP 3 @ 14:00:43.714

NO	BEHIND	LAP TIME
140		49.514
76	0.338	49.719
40	2.803	50.688
258	3.467	50.472
143	3.613	50.480
53	6.390	51.319
82	9.753	52.155
188	10.309	53.011
78	10.751	52.856
16	12.956	53.374
97	13.111	53.176
90	13.771	53.041
117	14.144	53.233
55	18.144	52.803
5	18.274	52.483
731	18.539	54.721
228	20.783	55.847
22	21.136	55.473
51	21.347	55.547
12	21.804	55.085
115	21.827	55.435
171	22.680	55.952
86	27.049	58.223
46	27.453	57.807
48	28.210	56.983
31	28.565	58.151
373	30.027	58.645
101	30.372	58.736
24	32.127	58.388
133	35.911	1:01.280
73	37.382	53.944
526	38.511	1:01.057
130	39.821	1:03.122

LAP 4 @ 14:01:33.812

NO	BEHIND	LAP TIME
140		50.098
76	0.363	50.123
18	1 Lap	1:05.949
143	3.927	50.412
258	4.122	50.753
40	4.190	51.485
53	7.860	51.568
212	1 Lap	1:06.514
82	11.699	52.044
188	13.382	53.171
78	13.823	53.170
97	15.450	52.437
16	16.145	53.287
90	16.923	53.250

117	17.192	53.146
5	19.187	51.011
55	20.458	52.412
731	23.010	54.569
228	26.546	55.861
51	26.697	55.448
22	27.144	56.106
12	27.475	55.769
115	27.903	56.174
171	28.733	56.151
86	34.752	57.801
46	35.290	57.935
48	35.551	57.439
31	35.717	57.250
373	38.851	58.922
101	38.994	58.720
73	40.000	52.716
24	40.629	58.600
133	46.750	1:00.937
526	49.120	1:00.707

LAP 5 @ 14:02:22.989

NO	BEHIND	LAP TIME
140		49.177
130	1 Lap	1:03.032
143	4.420	49.670
258	5.714	50.769
40	5.864	50.851
53	9.763	51.080
82	15.604	53.082
188	17.903	53.698
78	18.312	53.666
18	1 Lap	1:03.764
97	18.763	52.490
16	21.621	54.653
5	21.851	51.841
90	22.032	54.286
117	22.496	54.481
55	23.590	52.309
212	1 Lap	1:06.903
731	28.171	54.338
51	32.226	54.706
22	32.630	54.663
228	33.447	56.078
115	34.187	55.461
171	36.061	56.505
73	43.246	52.423
48	43.477	57.103
86	43.586	58.011
46	44.283	58.170
31	44.361	57.821
373	48.351	58.677

LAP 6 @ 14:03:12.125

NO	BEHIND	LAP TIME
140		49.136
101	1 Lap	59.447
24	1 Lap	58.136
143	5.994	50.710
258	7.587	51.009
40	8.497	51.769
133	1 Lap	1:00.728
526	1 Lap	59.635
53	11.722	51.095

130	1 Lap	1:02.333
82	18.421	51.953
188	21.141	52.374
78	21.687	52.511
97	22.158	52.531
5	24.747	52.032
90	26.048	53.152
16	26.544	54.059
117	27.145	53.785
55	27.275	52.821
731	33.626	54.591
18	1 Lap	1:05.781
51	37.948	54.858
22	38.599	55.105
228	40.637	56.326
115	40.977	55.926
212	1 Lap	1:05.898
171	43.357	56.432
73	46.368	52.258

LAP 7 @ 14:04:02.549

NO	BEHIND	LAP TIME
140		50.424
86	1 Lap	56.958
48	1 Lap	57.845
46	1 Lap	57.762
31	1 Lap	57.885
143	6.082	50.512
373	1 Lap	57.893
258	7.815	50.652
24	1 Lap	58.045
40	8.857	50.784
53	12.255	50.957
133	1 Lap	1:01.346
82	20.486	52.489
526	1 Lap	1:00.554
188	24.088	53.371
78	24.581	53.318
97	25.020	53.286
5	25.322	50.999
90	28.212	52.588
130	1 Lap	1:02.548
16	29.318	53.198
117	30.043	53.322
55	30.170	53.319
731	37.432	54.230
51	43.029	55.505
22	43.470	55.295
115	45.218	54.665
228	46.398	56.185
73	48.622	52.678
171	49.723	56.790

40	10.124	51.290
373	1 Lap	57.466
53	14.180	51.948
24	1 Lap	58.388
82	22.810	52.347
188	27.779	53.714
78	28.115	53.557
5	28.245	52.946
97	28.740	53.743
90	30.327	52.138
133	1 Lap	1:01.995
526	1 Lap	1:02.050
16	33.477	54.182
55	34.140	53.993
117	34.214	54.194
130	1 Lap	1:02.115
731	41.760	54.351
51	47.436	54.430
22	48.871	55.424
115	48.983	53.788

LAP 9 @ 14:05:42.342

NO	BEHIND	LAP TIME
140		49.770
73	1 Lap	51.472
228	1 Lap	55.607
171	1 Lap	56.307
143	7.508	49.976
258	10.708	51.778
40	12.694	52.340
86	1 Lap	57.257
48	1 Lap	56.826
18	2 Laps	1:05.758
53	16.894	52.484
46	1 Lap	57.360
31	1 Lap	57.376
373	1 Lap	57.228
24	1 Lap	57.620
82	25.036	51.996
188	31.293	53.284
78	31.337	52.992
5	31.414	52.939
97	32.233	53.263
90	33.032	52.475
16	37.978	54.271
212	2 Laps	1:20.075
55	38.190	53.820
117	38.878	54.434
133	1 Lap	1:00.773
526	1 Lap	1:00.517
731	46.675	54.685

LAP 10 @ 14:06:33.000

NO	BEHIND	LAP TIME
140		50.658
51	1 Lap	53.546
73	1 Lap	51.887
115	1 Lap	53.927
130	2 Laps	1:02.484
22	1 Lap	55.881
143	7.202	50.352
228	1 Lap	55.779
258	10.554	50.504
171	1 Lap	56.398

Weather / Track : Cloudy / Dry

Brands Hatch Indy

Circuit Length = 1.2079 miles

Start: 13:58 Flag 14:06 End: 14:07

BMCRC - MRO Championships 2019 - Rnd 9 @ Brands Hatch Indy

BMCRC Thunderbike Extreme & Ultra

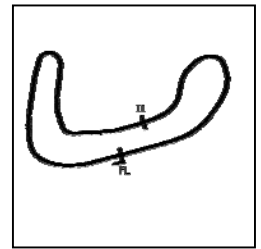
RACE 6 - LAP CHART

40	13.258	51.222
53	19.077	52.841
48	1 Lap	55.646
86	1 Lap	57.678
46	1 Lap	56.428
31	1 Lap	56.922
82	27.586	53.208
373	1 Lap	57.753
18	2 Laps	1:03.986
5	31.419	50.663
24	1 Lap	57.899
188	32.863	52.228
78	33.415	52.736
97	34.065	52.490
90	34.653	52.279
16	40.882	53.562
55	41.002	53.470
117	41.834	53.614
731	51.704	55.687
133	1 Lap	1:01.191
526	1 Lap	1:01.318
212	2 Laps	1:06.638

BMCRC - MRO Championships 2019 - Rnd 9 @ Brands Hatch Indy

BMCRC Thunderbike Extreme & Ultra

RACE 6 - SECTOR ANALYSIS



SECTOR 1 = FL to I1, SECTOR 2 = I1 to FL, DIFF = Difference To Personal Best Lap, P = Crossed Finish Line in Pit Lane, D = Time Disallowed

P1 140 U		Aiden PATMORE		Yamaha R1 - TBR Performance/NW Roofing			
IDEAL LAP TIME : 49.076		BEST LAP TIME : 49.136		DIFFERENCE : 0.060			
LAP	SECTOR 1	SECTOR 2	LAP TIME	MPH	DIFF	TIME OF DAY	
1 -		19.993	55.657	78.13	6.521	13:59:03.261	
2 -	30.956	19.983	50.939	85.36	1.803	13:59:54.200	
3 -	29.742	19.772	49.514 (3)	87.82	0.378	14:00:43.714	
4 -	30.177	19.921	50.098	86.80	0.962	14:01:33.812	
5 -	29.411	19.766	49.177 (2)	88.42	0.041	14:02:22.989	
6 -	29.471	19.665	49.136 (1)	88.50		14:03:12.125	
7 -	29.872	20.552	50.424	86.24	1.288	14:04:02.549	
8 -	29.848	20.175	50.023	86.93	0.887	14:04:52.572	
9 -	29.845	19.925	49.770	87.37	0.634	14:05:42.342	
10 -	29.791	20.867	50.658	85.84	1.522	14:06:33.000	

P2 143 U		Steve PALMER		Suzuki GSXR1000 K6 - 4C8/Mk1 Transit racing			
IDEAL LAP TIME : 49.608		BEST LAP TIME : 49.670		DIFFERENCE : 0.062			
LAP	SECTOR 1	SECTOR 2	LAP TIME	MPH	DIFF	TIME OF DAY	
1 -		20.289	59.156	73.51	9.486	13:59:06.760	
2 -	30.325	19.762	50.087 (3)	86.82	0.417	13:59:56.847	
3 -	30.291	20.189	50.480	86.14	0.810	14:00:47.327	
4 -	30.313	20.099	50.412	86.26	0.742	14:01:37.739	
5 -	29.969	19.701	49.670 (1)	87.54		14:02:27.409	
6 -	30.567	20.143	50.710	85.75	1.040	14:03:18.119	
7 -	30.174	20.338	50.512	86.09	0.842	14:04:08.631	
8 -	30.316	20.927	51.243	84.86	1.573	14:04:59.874	
9 -	30.337	19.639	49.976 (2)	87.01	0.306	14:05:49.850	
10 -	30.505	19.847	50.352	86.36	0.682	14:06:40.202	

P3 258 U		Ande FRIEND		Kawasaki ZX10R - Flying colours Motorcycle Training			
IDEAL LAP TIME : 50.164		BEST LAP TIME : 50.472		DIFFERENCE : 0.308			
LAP	SECTOR 1	SECTOR 2	LAP TIME	MPH	DIFF	TIME OF DAY	
1 -		20.374	57.903	75.10	7.431	13:59:05.507	
2 -	31.055	20.147	51.202	84.93	0.730	13:59:56.709	
3 -	30.290	20.182	50.472 (1)	86.15		14:00:47.181	
4 -	30.318	20.435	50.753	85.68	0.281	14:01:37.934	
5 -	30.731	20.038	50.769	85.65	0.297	14:02:28.703	
6 -	30.454	20.555	51.009	85.25	0.537	14:03:19.712	
7 -	30.501	20.151	50.652 (3)	85.85	0.180	14:04:10.364	
8 -	30.410	20.498	50.908	85.42	0.436	14:05:01.272	
9 -	31.489	20.289	51.778	83.98	1.306	14:05:53.050	
10 -	30.126	20.378	50.504 (2)	86.10	0.032	14:06:43.554	

P4 40 E		David SHELVEY		Suzuki GSXR 600 K1 - ymark.com			
IDEAL LAP TIME : 50.512		BEST LAP TIME : 50.688		DIFFERENCE : 0.176			
LAP	SECTOR 1	SECTOR 2	LAP TIME	MPH	DIFF	TIME OF DAY	
1 -		20.396	56.899	76.42	6.211	13:59:04.503	
2 -	31.019	20.307	51.326	84.72	0.638	13:59:55.829	
3 -	30.249	20.439	50.688 (1)	85.79		14:00:46.517	
4 -	30.610	20.875	51.485	84.46	0.797	14:01:38.002	
5 -	30.503	20.348	50.851 (3)	85.51	0.163	14:02:28.853	
6 -	30.734	21.035	51.769	84.00	1.081	14:03:20.622	
7 -	30.439	20.345	50.784 (2)	85.62	0.096	14:04:11.406	
8 -	31.027	20.263	51.290	84.78	0.602	14:05:02.696	
9 -	31.433	20.907	52.340	83.08	1.652	14:05:55.036	
10 -	30.824	20.398	51.222	84.89	0.534	14:06:46.258	

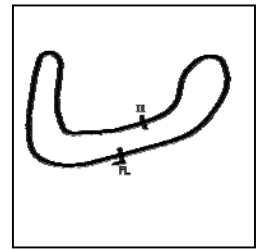
Weather / Track : Cloudy / Dry

Brands Hatch Indy
Circuit Length = 1.2079 miles
Start: 13:58 Flag 14:06 End: 14:07

BMCRC - MRO Championships 2019 - Rnd 9 @ Brands Hatch Indy

BMCRC Thunderbike Extreme & Ultra

RACE 6 - SECTOR ANALYSIS



SECTOR 1 = FL to I1, SECTOR 2 = I1 to FL, DIFF = Difference To Personal Best Lap, P = Crossed Finish Line in Pit Lane, D = Time Disallowed

P5 53 E Patrick MILLS			Honda NC30 - Clague Architects			
IDEAL LAP TIME : 50.938		BEST LAP TIME : 50.957	DIFFERENCE : 0.019			
LAP	SECTOR 1	SECTOR 2	LAP TIME	MPH	DIFF	TIME OF DAY
1 -		20.732	59.452	73.14	8.495	13:59:07.056
2 -	31.311	20.418	51.729	84.06	0.772	13:59:58.785
3 -	30.929	20.390	51.319	84.73	0.362	14:00:50.104
4 -	31.076	20.492	51.568	84.32	0.611	14:01:41.672
5 -	30.696	20.384	51.080 (2)	85.13	0.123	14:02:32.752
6 -	30.715	20.380	51.095 (3)	85.10	0.138	14:03:23.847
7 -	30.558	20.399	50.957 (1)	85.33		14:04:14.804
8 -	30.801	21.147	51.948	83.71	0.991	14:05:06.752
9 -	31.526	20.958	52.484	82.85	1.527	14:05:59.236
10 -	31.997	20.844	52.841	82.29	1.884	14:06:52.077

P6 82 U Matt HINNELLS			Yamaha R1 - Bears repairs/Jamie Vale Carpentry			
IDEAL LAP TIME : 51.711		BEST LAP TIME : 51.953	DIFFERENCE : 0.242			
LAP	SECTOR 1	SECTOR 2	LAP TIME	MPH	DIFF	TIME OF DAY
1 -		21.031	1:01.093	71.17	9.140	13:59:08.697
2 -	32.038	20.577	52.615	82.64	0.662	14:00:01.312
3 -	31.662	20.493	52.155	83.37	0.202	14:00:53.467
4 -	31.490	20.554	52.044 (3)	83.55	0.091	14:01:45.511
5 -	32.013	21.069	53.082	81.92	1.129	14:02:38.593
6 -	31.303	20.650	51.953 (1)	83.70		14:03:30.546
7 -	31.775	20.714	52.489	82.84	0.536	14:04:23.035
8 -	31.576	20.771	52.347	83.07	0.394	14:05:15.382
9 -	31.218	20.778	51.996 (2)	83.63	0.043	14:06:07.378
10 -	31.592	21.616	53.208	81.72	1.255	14:07:00.586

P7 5 U Stacey KILLWORTH			Ducati 1098 - BK/Everns			
IDEAL LAP TIME : 50.636		BEST LAP TIME : 50.663	DIFFERENCE : 0.027			
LAP	SECTOR 1	SECTOR 2	LAP TIME	MPH	DIFF	TIME OF DAY
1 -		22.109	1:08.400	63.57	17.737	13:59:16.004
2 -	32.888	20.613	53.501	81.28	2.838	14:00:09.505
3 -	31.674	20.809	52.483	82.85	1.820	14:01:01.988
4 -	30.644	20.367	51.011 (3)	85.24	0.348	14:01:52.999
5 -	30.564	21.277	51.841	83.88	1.178	14:02:44.840
6 -	31.598	20.434	52.032	83.57	1.369	14:03:36.872
7 -	30.447	20.552	50.999 (2)	85.26	0.336	14:04:27.871
8 -	32.188	20.758	52.946	82.13	2.283	14:05:20.817
9 -	32.034	20.905	52.939	82.14	2.276	14:06:13.756
10 -	30.474	20.189	50.663 (1)	85.83		14:07:04.419

P8 188 U Cecil DINSMORE			Suzuki GSXR 1000 - KnC Racing			
IDEAL LAP TIME : 52.228		BEST LAP TIME : 52.228	DIFFERENCE : 0.000			
LAP	SECTOR 1	SECTOR 2	LAP TIME	MPH	DIFF	TIME OF DAY
1 -		20.779	1:00.189	72.24	7.961	13:59:07.793
2 -	32.418	20.801	53.219	81.71	0.991	14:00:01.012
3 -	32.292	20.719	53.011 (3)	82.03	0.783	14:00:54.023
4 -	32.451	20.720	53.171	81.78	0.943	14:01:47.194
5 -	32.394	21.304	53.698	80.98	1.470	14:02:40.892
6 -	31.640	20.734	52.374 (2)	83.02	0.146	14:03:33.266
7 -	32.631	20.740	53.371	81.47	1.143	14:04:26.637
8 -	32.921	20.793	53.714	80.95	1.486	14:05:20.351
9 -	32.349	20.935	53.284	81.61	1.056	14:06:13.635
10 -	31.597	20.631	52.228 (1)	83.26		14:07:05.863

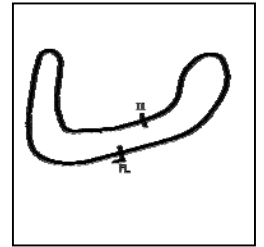
Weather / Track : Cloudy / Dry

Brands Hatch Indy
Circuit Length = 1.2079 miles
Start: 13:58 Flag 14:06 End: 14:07

BMCRC - MRO Championships 2019 - Rnd 9 @ Brands Hatch Indy

BMCRC Thunderbike Extreme & Ultra

RACE 6 - SECTOR ANALYSIS



SECTOR 1 = FL to I1, SECTOR 2 = I1 to FL, DIFF = Difference To Personal Best Lap, P = Crossed Finish Line in Pit Lane, D = Time Disallowed

P9 78 U		Jamie THOMAS		Suzuki GSXR 1000 - Team RubyRacing		
IDEAL LAP TIME : 52.352		BEST LAP TIME : 52.511		DIFFERENCE : 0.159		
LAP	SECTOR 1	SECTOR 2	LAP TIME	MPH	DIFF	TIME OF DAY
1 -		20.907	1:00.754	71.57	8.243	13:59:08.358
2 -	32.392	20.859	53.251	81.66	0.740	14:00:01.609
3 -	32.231	20.625	52.856 (3)	82.27	0.345	14:00:54.465
4 -	32.304	20.866	53.170	81.78	0.659	14:01:47.635
5 -	32.344	21.322	53.666	81.03	1.155	14:02:41.301
6 -	31.727	20.784	52.511 (1)	82.81		14:03:33.812
7 -	32.293	21.025	53.318	81.55	0.807	14:04:27.130
8 -	32.871	20.686	53.557	81.19	1.046	14:05:20.687
9 -	31.914	21.078	52.992	82.06	0.481	14:06:13.679
10 -	32.006	20.730	52.736 (2)	82.45	0.225	14:07:06.415

P10 97 E		Edward ANSELL		Yamaha R6 - E a Ansell contractors		
IDEAL LAP TIME : 52.131		BEST LAP TIME : 52.437		DIFFERENCE : 0.306		
LAP	SECTOR 1	SECTOR 2	LAP TIME	MPH	DIFF	TIME OF DAY
1 -		21.300	1:02.236	69.87	9.799	13:59:09.840
2 -	33.024	20.785	53.809	80.81	1.372	14:00:03.649
3 -	32.189	20.987	53.176	81.77	0.739	14:00:56.825
4 -	31.609	20.828	52.437 (1)	82.93		14:01:49.262
5 -	31.968	20.522	52.490 (2)	82.84	0.053	14:02:41.752
6 -	31.839	20.692	52.531	82.78	0.094	14:03:34.283
7 -	32.187	21.099	53.286	81.60	0.849	14:04:27.569
8 -	32.695	21.048	53.743	80.91	1.306	14:05:21.312
9 -	32.011	21.252	53.263	81.64	0.826	14:06:14.575
10 -	31.622	20.868	52.490 (2)	82.84	0.053	14:07:07.065

P11 90 E		Edward WATSON		Yamaha R6 - Motorsportdays.com TEA Time Racing		
IDEAL LAP TIME : 51.968		BEST LAP TIME : 52.138		DIFFERENCE : 0.170		
LAP	SECTOR 1	SECTOR 2	LAP TIME	MPH	DIFF	TIME OF DAY
1 -		21.766	1:02.802	69.24	10.664	13:59:10.406
2 -	32.764	21.274	54.038	80.47	1.900	14:00:04.444
3 -	31.860	21.181	53.041	81.98	0.903	14:00:57.485
4 -	31.975	21.275	53.250	81.66	1.112	14:01:50.735
5 -	32.038	22.248	54.286	80.10	2.148	14:02:45.021
6 -	32.195	20.957	53.152	81.81	1.014	14:03:38.173
7 -	31.542	21.046	52.588	82.69	0.450	14:04:30.761
8 -	31.021	21.117	52.138 (1)	83.40		14:05:22.899
9 -	31.457	21.018	52.475 (3)	82.87	0.337	14:06:15.374
10 -	31.332	20.947	52.279 (2)	83.18	0.141	14:07:07.653

P12 16 U		Matthew WREN		Suzuki GSXR - TBR performance		
IDEAL LAP TIME : 52.982		BEST LAP TIME : 53.198		DIFFERENCE : 0.216		
LAP	SECTOR 1	SECTOR 2	LAP TIME	MPH	DIFF	TIME OF DAY
1 -		21.311	1:02.004	70.13	8.806	13:59:09.608
2 -	32.666	21.022	53.688	80.99	0.490	14:00:03.296
3 -	32.088	21.286	53.374 (3)	81.47	0.176	14:00:56.670
4 -	32.393	20.894	53.287 (2)	81.60	0.089	14:01:49.957
5 -	32.558	22.095	54.653	79.56	1.455	14:02:44.610
6 -	33.113	20.946	54.059	80.44	0.861	14:03:38.669
7 -	32.222	20.976	53.198 (1)	81.74		14:04:31.867
8 -	32.960	21.222	54.182	80.25	0.984	14:05:26.049
9 -	33.089	21.182	54.271	80.12	1.073	14:06:20.320
10 -	32.569	20.993	53.562	81.18	0.364	14:07:13.882

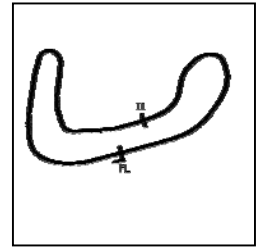
Weather / Track : Cloudy / Dry

Brands Hatch Indy
Circuit Length = 1.2079 miles
Start: 13:58 Flag 14:06 End: 14:07

BMCRC - MRO Championships 2019 - Rnd 9 @ Brands Hatch Indy

BMCRC Thunderbike Extreme & Ultra

RACE 6 - SECTOR ANALYSIS



SECTOR 1 = FL to I1, SECTOR 2 = I1 to FL, DIFF = Difference To Personal Best Lap, P = Crossed Finish Line in Pit Lane, D = Time Disallowed

P13 55 E		Nick HODGINS		Suzuki GSXR 750 - Sam Saunders Racing		
IDEAL LAP TIME : 52.301		BEST LAP TIME : 52.309		DIFFERENCE : 0.008		
LAP	SECTOR 1	SECTOR 2	LAP TIME	MPH	DIFF	TIME OF DAY
1 -		22.567	1:05.282	66.61	12.973	13:59:12.886
2 -	34.430	21.739	56.169	77.42	3.860	14:00:09.055
3 -	32.011	20.792	52.803 (3)	82.35	0.494	14:01:01.858
4 -	31.857	20.555	52.412 (2)	82.96	0.103	14:01:54.270
5 -	31.746	20.563	52.309 (1)	83.13		14:02:46.579
6 -	31.933	20.888	52.821	82.32	0.512	14:03:39.400
7 -	32.242	21.077	53.319	81.55	1.010	14:04:32.719
8 -	32.989	21.004	53.993	80.54	1.684	14:05:26.712
9 -	32.844	20.976	53.820	80.79	1.511	14:06:20.532
10 -	32.729	20.741	53.470	81.32	1.161	14:07:14.002

P14 117 E		Raymond STAGG		Suzuki K2 750 -		
IDEAL LAP TIME : 53.136		BEST LAP TIME : 53.146		DIFFERENCE : 0.010		
LAP	SECTOR 1	SECTOR 2	LAP TIME	MPH	DIFF	TIME OF DAY
1 -		21.715	1:02.943	69.08	9.797	13:59:10.547
2 -	32.832	21.246	54.078	80.41	0.932	14:00:04.625
3 -	32.170	21.063	53.233 (2)	81.69	0.087	14:00:57.858
4 -	32.086	21.060	53.146 (1)	81.82		14:01:51.004
5 -	32.397	22.084	54.481	79.81	1.335	14:02:45.485
6 -	32.710	21.075	53.785	80.85	0.639	14:03:39.270
7 -	32.112	21.210	53.322 (3)	81.55	0.176	14:04:32.592
8 -	32.869	21.325	54.194	80.24	1.048	14:05:26.786
9 -	33.323	21.111	54.434	79.88	1.288	14:06:21.220
10 -	32.564	21.050	53.614	81.10	0.468	14:07:14.834

P15 731 E		Vincent LEWIN		Honda CBR600F '93 - VINITWINRACING.CO.UK		
IDEAL LAP TIME : 54.047		BEST LAP TIME : 54.230		DIFFERENCE : 0.183		
LAP	SECTOR 1	SECTOR 2	LAP TIME	MPH	DIFF	TIME OF DAY
1 -		22.468	1:04.381	67.54	10.151	13:59:11.985
2 -	33.477	22.070	55.547	78.28	1.317	14:00:07.532
3 -	32.827	21.894	54.721	79.46	0.491	14:01:02.253
4 -	32.525	22.044	54.569	79.69	0.339	14:01:56.822
5 -	32.402	21.936	54.338 (2)	80.02	0.108	14:02:51.160
6 -	32.486	22.105	54.591	79.65	0.361	14:03:45.751
7 -	32.486	21.744	54.230 (1)	80.18		14:04:39.981
8 -	32.303	22.048	54.351 (3)	80.00	0.121	14:05:34.332
9 -	32.739	21.946	54.685	79.52	0.455	14:06:29.017
10 -	32.799	22.888	55.687	78.09	1.457	14:07:24.704

P16 51 E		Michael HOGARTH		Honda SP1 RC-51 - WHR Racing		
IDEAL LAP TIME : 53.393		BEST LAP TIME : 53.546		DIFFERENCE : 0.153		
LAP	SECTOR 1	SECTOR 2	LAP TIME	MPH	DIFF	TIME OF DAY
1 -		22.634	1:05.714	66.17	12.168	13:59:13.318
2 -	33.767	22.429	56.196	77.38	2.650	14:00:09.514
3 -	33.598	21.949	55.547	78.28	2.001	14:01:05.061
4 -	33.771	21.677	55.448	78.42	1.902	14:02:00.509
5 -	32.794	21.912	54.706 (3)	79.49	1.160	14:02:55.215
6 -	32.870	21.988	54.858	79.27	1.312	14:03:50.073
7 -	33.638	21.867	55.505	78.34	1.959	14:04:45.578
8 -	32.706	21.724	54.430 (2)	79.89	0.884	14:05:40.008
9 -	31.716	21.830	53.546 (1)	81.21		14:06:33.554

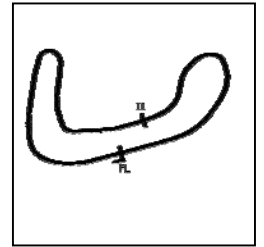
Weather / Track : Cloudy / Dry

Brands Hatch Indy
Circuit Length = 1.2079 miles
Start: 13:58 Flag 14:06 End: 14:07

BMCRC - MRO Championships 2019 - Rnd 9 @ Brands Hatch Indy

BMCRC Thunderbike Extreme & Ultra

RACE 6 - SECTOR ANALYSIS



SECTOR 1 = FL to I1, SECTOR 2 = I1 to FL, DIFF = Difference To Personal Best Lap, P = Crossed Finish Line in Pit Lane, D = Time Disallowed

P17 73 E		Luke MACRAE		Yamaha R6 - MacRae & Co Racing			
IDEAL LAP TIME : 51.472		BEST LAP TIME : 51.472		DIFFERENCE : 0.000			
LAP	SECTOR 1	SECTOR 2	LAP TIME	MPH	DIFF	TIME OF DAY	
1 -		24.600	1:15.965	57.24	24.493	13:59:23.569	
2 -	40.293	23.290	1:03.583	68.39	12.111	14:00:27.152	
3 -	32.563	21.381	53.944	80.61	2.472	14:01:21.096	
4 -	31.527	21.189	52.716	82.49	1.244	14:02:13.812	
5 -	30.907	21.516	52.423	82.95	0.951	14:03:06.235	
6 -	31.419	20.839	52.258 (3)	83.21	0.786	14:03:58.493	
7 -	31.334	21.344	52.678	82.55	1.206	14:04:51.171	
8 -	30.850	20.622	51.472 (1)	84.48		14:05:42.643	
9 -	31.180	20.707	51.887 (2)	83.80	0.415	14:06:34.530	

P18 115 U		Sam MCFARLANE		Suzuki GSXR - Msg racing suzuki, performance technical			
IDEAL LAP TIME : 53.677		BEST LAP TIME : 53.788		DIFFERENCE : 0.111			
LAP	SECTOR 1	SECTOR 2	LAP TIME	MPH	DIFF	TIME OF DAY	
1 -		23.236	1:06.174	65.71	12.386	13:59:13.778	
2 -	34.115	22.213	56.328	77.20	2.540	14:00:10.106	
3 -	33.203	22.232	55.435	78.44	1.647	14:01:05.541	
4 -	33.885	22.289	56.174	77.41	2.386	14:02:01.715	
5 -	33.429	22.032	55.461	78.40	1.673	14:02:57.176	
6 -	33.240	22.686	55.926	77.75	2.138	14:03:53.102	
7 -	33.067	21.598	54.665 (3)	79.55	0.877	14:04:47.767	
8 -	32.291	21.497	53.788 (1)	80.84		14:05:41.555	
9 -	32.180	21.747	53.927 (2)	80.63	0.139	14:06:35.482	

P19 22 E		Matthew MAY		Honda CBR600F3 - Tliehurst Glass Racing			
IDEAL LAP TIME : 54.663		BEST LAP TIME : 54.663		DIFFERENCE : 0.000			
LAP	SECTOR 1	SECTOR 2	LAP TIME	MPH	DIFF	TIME OF DAY	
1 -		22.958	1:05.347	66.54	10.684	13:59:12.951	
2 -	34.015	22.411	56.426	77.06	1.763	14:00:09.377	
3 -	33.488	21.985	55.473	78.39	0.810	14:01:04.850	
4 -	34.085	22.021	56.106	77.50	1.443	14:02:00.956	
5 -	32.964	21.699	54.663 (1)	79.55		14:02:55.619	
6 -	33.092	22.013	55.105 (2)	78.91	0.442	14:03:50.724	
7 -	33.400	21.895	55.295 (3)	78.64	0.632	14:04:46.019	
8 -	33.412	22.012	55.424	78.46	0.761	14:05:41.443	
9 -	33.501	22.380	55.881	77.81	1.218	14:06:37.324	

P20 228 E		Clive EMERSON		Honda CBR900RRW -			
IDEAL LAP TIME : 55.528		BEST LAP TIME : 55.607		DIFFERENCE : 0.079			
LAP	SECTOR 1	SECTOR 2	LAP TIME	MPH	DIFF	TIME OF DAY	
1 -		22.638	1:04.849	67.05	9.242	13:59:12.453	
2 -	34.054	22.143	56.197	77.38	0.590	14:00:08.650	
3 -	33.838	22.009	55.847 (3)	77.86	0.240	14:01:04.497	
4 -	33.750	22.111	55.861	77.84	0.254	14:02:00.358	
5 -	34.025	22.053	56.078	77.54	0.471	14:02:56.436	
6 -	33.908	22.418	56.326	77.20	0.719	14:03:52.762	
7 -	34.008	22.177	56.185	77.39	0.578	14:04:48.947	
8 -	33.829	21.778	55.607 (1)	78.20		14:05:44.554	
9 -	33.755	22.024	55.779 (2)	77.96	0.172	14:06:40.333	

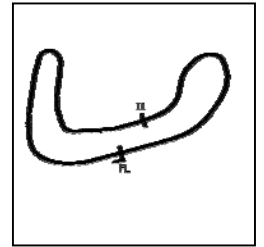
Weather / Track : Cloudy / Dry

Brands Hatch Indy
Circuit Length = 1.2079 miles
Start: 13:58 Flag 14:06 End: 14:07

BMCRC - MRO Championships 2019 - Rnd 9 @ Brands Hatch Indy

BMCRC Thunderbike Extreme & Ultra

RACE 6 - SECTOR ANALYSIS



SECTOR 1 = FL to I1, SECTOR 2 = I1 to FL, DIFF = Difference To Personal Best Lap, P = Crossed Finish Line in Pit Lane, D = Time Disallowed

P21 171 E Daniel GIBBS		Suzuki GSXR 750 Y - Thomas Racing				
IDEAL LAP TIME : 55.846		BEST LAP TIME : 55.952		DIFFERENCE : 0.106		
LAP	SECTOR 1	SECTOR 2	LAP TIME	MPH	DIFF	TIME OF DAY
1 -		22.964	1:06.350	65.54	10.398	13:59:13.954
2 -	34.363	22.125	56.488	76.98	0.536	14:00:10.442
3 -	33.942	22.010	55.952 (1)	77.72		14:01:06.394
4 -	34.211	21.940	56.151 (2)	77.44	0.199	14:02:02.545
5 -	33.906	22.599	56.505	76.95	0.553	14:02:59.050
6 -	34.144	22.288	56.432	77.05	0.480	14:03:55.482
7 -	34.350	22.440	56.790	76.57	0.838	14:04:52.272
8 -	34.077	22.230	56.307 (3)	77.23	0.355	14:05:48.579
9 -	34.205	22.193	56.398	77.10	0.446	14:06:44.977

P22 48 E Peter FUNNELL		Honda 929 - Bear faced clothing				
IDEAL LAP TIME : 55.646		BEST LAP TIME : 55.646		DIFFERENCE : 0.000		
LAP	SECTOR 1	SECTOR 2	LAP TIME	MPH	DIFF	TIME OF DAY
1 -		23.280	1:08.424	63.55	12.778	13:59:16.028
2 -	35.764	23.149	58.913	73.81	3.267	14:00:14.941
3 -	34.364	22.619	56.983	76.31	1.337	14:01:11.924
4 -	34.542	22.897	57.439	75.70	1.793	14:02:09.363
5 -	34.084	23.019	57.103	76.15	1.457	14:03:06.466
6 -	35.206	22.639	57.845	75.17	2.199	14:04:04.311
7 -	34.156	22.461	56.617 (2)	76.80	0.971	14:05:00.928
8 -	34.033	22.793	56.826 (3)	76.52	1.180	14:05:57.754
9 -	33.290	22.356	55.646 (1)	78.14		14:06:53.400

P23 86 U Jonathan LEFT		Suzuki GSXR 750 - JRL Design Solutions Ltd				
IDEAL LAP TIME : 56.553		BEST LAP TIME : 56.655		DIFFERENCE : 0.102		
LAP	SECTOR 1	SECTOR 2	LAP TIME	MPH	DIFF	TIME OF DAY
1 -		23.205	1:07.295	64.61	10.640	13:59:14.899
2 -	35.212	22.429	57.641	75.44	0.986	14:00:12.540
3 -	35.333	22.890	58.223	74.68	1.568	14:01:10.763
4 -	35.099	22.702	57.801	75.23	1.146	14:02:08.564
5 -	35.011	23.000	58.011	74.96	1.356	14:03:06.575
6 -	34.569	22.389	56.958 (2)	76.34	0.303	14:04:03.533
7 -	34.164	22.491	56.655 (1)	76.75		14:05:00.188
8 -	34.217	23.040	57.257 (3)	75.94	0.602	14:05:57.445
9 -	34.873	22.805	57.678	75.39	1.023	14:06:55.123

P24 46 E Adrian DRAPER		Suzuki GSXR 750 - droopy racing uk				
IDEAL LAP TIME : 56.428		BEST LAP TIME : 56.428		DIFFERENCE : 0.000		
LAP	SECTOR 1	SECTOR 2	LAP TIME	MPH	DIFF	TIME OF DAY
1 -		23.569	1:08.154	63.80	11.726	13:59:15.758
2 -	35.102	22.500	57.602	75.49	1.174	14:00:13.360
3 -	34.782	23.025	57.807	75.22	1.379	14:01:11.167
4 -	35.059	22.876	57.935	75.06	1.507	14:02:09.102
5 -	35.032	23.138	58.170	74.75	1.742	14:03:07.272
6 -	34.849	22.913	57.762	75.28	1.334	14:04:05.034
7 -	34.216	22.639	56.855 (2)	76.48	0.427	14:05:01.889
8 -	34.816	22.544	57.360 (3)	75.81	0.932	14:05:59.249
9 -	34.175	22.253	56.428 (1)	77.06		14:06:55.677

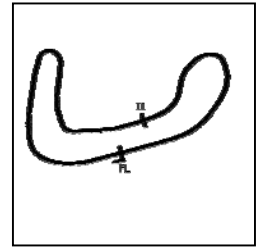
Weather / Track : Cloudy / Dry

Brands Hatch Indy
Circuit Length = 1.2079 miles
Start: 13:58 Flag 14:06 End: 14:07

BMCRC - MRO Championships 2019 - Rnd 9 @ Brands Hatch Indy

BMCRC Thunderbike Extreme & Ultra

RACE 6 - SECTOR ANALYSIS



SECTOR 1 = FL to I1, SECTOR 2 = I1 to FL, DIFF = Difference To Personal Best Lap, P = Crossed Finish Line in Pit Lane, D = Time Disallowed

P25 31 E		Pete SANDERSON		Suzuki GSXR750 - #sellingeverythingtorace			
IDEAL LAP TIME : 56.780		BEST LAP TIME : 56.904		DIFFERENCE : 0.124			
LAP	SECTOR 1	SECTOR 2	LAP TIME	MPH	DIFF	TIME OF DAY	
1 -		23.616	1:08.049	63.90	11.145	13:59:15.653	
2 -	35.422	23.053	58.475	74.36	1.571	14:00:14.128	
3 -	35.310	22.841	58.151	74.78	1.247	14:01:12.279	
4 -	34.803	22.447	57.250 (3)	75.95	0.346	14:02:09.529	
5 -	34.803	23.018	57.821	75.20	0.917	14:03:07.350	
6 -	35.199	22.686	57.885	75.12	0.981	14:04:05.235	
7 -	34.333	22.571	56.904 (1)	76.42		14:05:02.139	
8 -	34.788	22.588	57.376	75.79	0.472	14:05:59.515	
9 -	34.333	22.589	56.922 (2)	76.39	0.018	14:06:56.437	

P26 373 E		Robert PRICE		Suzuki GSXR -			
IDEAL LAP TIME : 57.228		BEST LAP TIME : 57.228		DIFFERENCE : 0.000			
LAP	SECTOR 1	SECTOR 2	LAP TIME	MPH	DIFF	TIME OF DAY	
1 -		23.654	1:08.357	63.61	11.129	13:59:15.961	
2 -	35.339	23.796	59.135	73.53	1.907	14:00:15.096	
3 -	35.301	23.344	58.645	74.15	1.417	14:01:13.741	
4 -	35.204	23.718	58.922	73.80	1.694	14:02:12.663	
5 -	34.981	23.696	58.677	74.11	1.449	14:03:11.340	
6 -	34.483	23.410	57.893	75.11	0.665	14:04:09.233	
7 -	34.195	23.271	57.466 (2)	75.67	0.238	14:05:06.699	
8 -	34.030	23.198	57.228 (1)	75.98		14:06:03.927	
9 -	34.347	23.406	57.753 (3)	75.29	0.525	14:07:01.680	

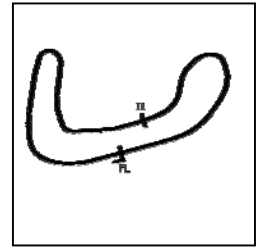
P27 24 E		Mark REYNOLDS		Aprilia MILLE -			
IDEAL LAP TIME : 57.211		BEST LAP TIME : 57.620		DIFFERENCE : 0.409			
LAP	SECTOR 1	SECTOR 2	LAP TIME	MPH	DIFF	TIME OF DAY	
1 -		23.518	1:10.506	61.67	12.886	13:59:18.110	
2 -	36.511	22.832	59.343	73.27	1.723	14:00:17.453	
3 -	35.681	22.707	58.388	74.47	0.768	14:01:15.841	
4 -	35.454	23.146	58.600	74.20	0.980	14:02:14.441	
5 -	35.442	22.694	58.136	74.80	0.516	14:03:12.577	
6 -	35.259	22.786	58.045 (3)	74.91	0.425	14:04:10.622	
7 -	34.993	23.395	58.388	74.47	0.768	14:05:09.010	
8 -	34.795	22.825	57.620 (1)	75.47		14:06:06.630	
9 -	35.483	22.416	57.899 (2)	75.10	0.279	14:07:04.529	

P28 133 E		Carlo BOTTIGLIERI		Yamaha YZF R1 - TMT RACING			
IDEAL LAP TIME : 1:00.166		BEST LAP TIME : 1:00.728		DIFFERENCE : 0.562			
LAP	SECTOR 1	SECTOR 2	LAP TIME	MPH	DIFF	TIME OF DAY	
1 -		23.459	1:09.862	62.24	9.134	13:59:17.466	
2 -	37.212	23.667	1:00.879 (3)	71.43	0.151	14:00:18.345	
3 -	37.412	23.868	1:01.280	70.96	0.552	14:01:19.625	
4 -	36.846	24.091	1:00.937	71.36	0.209	14:02:20.562	
5 -	36.958	23.770	1:00.728 (1)	71.60		14:03:21.290	
6 -	36.882	24.464	1:01.346	70.88	0.618	14:04:22.636	
7 -	37.447	24.548	1:01.995	70.14	1.267	14:05:24.631	
8 -	36.707	24.066	1:00.773 (2)	71.55	0.045	14:06:25.404	
9 -	37.200	23.991	1:01.191	71.06	0.463	14:07:26.595	

BMCRC - MRO Championships 2019 - Rnd 9 @ Brands Hatch Indy

BMCRC Thunderbike Extreme & Ultra

RACE 6 - SECTOR ANALYSIS



SECTOR 1 = FL to I1, SECTOR 2 = I1 to FL, DIFF = Difference To Personal Best Lap, P = Crossed Finish Line in Pit Lane, D = Time Disallowed

P29 526 E		Michael ARMANI		Honda CBR600 -		
IDEAL LAP TIME : 59.633		BEST LAP TIME : 59.635		DIFFERENCE : 0.002		
LAP	SECTOR 1	SECTOR 2	LAP TIME	MPH	DIFF	TIME OF DAY
1 -		24.708	1:12.610	59.88	12.975	13:59:20.214
2 -	36.908	24.046	1:00.954	71.34	1.319	14:00:21.168
3 -	36.822	24.235	1:01.057	71.22	1.422	14:01:22.225
4 -	36.552	24.155	1:00.707	71.63	1.072	14:02:22.932
5 -	35.832	23.803	59.635 (1)	72.92		14:03:22.567
6 -	35.830	24.724	1:00.554 (3)	71.81	0.919	14:04:23.121
7 -	37.033	25.017	1:02.050	70.08	2.415	14:05:25.171
8 -	36.496	24.021	1:00.517 (2)	71.85	0.882	14:06:25.688
9 -	37.128	24.190	1:01.318	70.91	1.683	14:07:27.006

P30 130 E		Fraser GRINSTEAD		Suzuki GSXR 750 SRAD - TRAPDOOR RACING		
IDEAL LAP TIME : 1:00.896		BEST LAP TIME : 1:00.896		DIFFERENCE : 0.000		
LAP	SECTOR 1	SECTOR 2	LAP TIME	MPH	DIFF	TIME OF DAY
1 -		24.308	1:11.913	60.47	11.017	13:59:19.517
2 -	36.976	23.920	1:00.896 (1)	71.41		14:00:20.413
3 -	37.873	25.249	1:03.122	68.89	2.226	14:01:23.535
4 -	38.168	24.864	1:03.032	68.99	2.136	14:02:26.567
5 -	37.693	24.640	1:02.333 (3)	69.76	1.437	14:03:28.900
6 -	37.872	24.676	1:02.548	69.52	1.652	14:04:31.448
7 -	37.550	24.565	1:02.115 (2)	70.00	1.219	14:05:33.563
8 -	37.631	24.853	1:02.484	69.59	1.588	14:06:36.047

P31 18 E		Stuart ALBON		Honda 954 FIREBLADE -		
IDEAL LAP TIME : 1:03.539		BEST LAP TIME : 1:03.764		DIFFERENCE : 0.225		
LAP	SECTOR 1	SECTOR 2	LAP TIME	MPH	DIFF	TIME OF DAY
1 -		26.245	1:17.496	56.11	13.732	13:59:25.100
2 -	40.391	26.133	1:06.524	65.36	2.760	14:00:31.624
3 -	40.299	25.650	1:05.949	65.93	2.185	14:01:37.573
4 -	38.834	24.930	1:03.764 (1)	68.19		14:02:41.337
5 -	39.846	25.935	1:05.781	66.10	2.017	14:03:47.118
6 -	40.425	25.780	1:06.205	65.68	2.441	14:04:53.323
7 -	39.652	26.106	1:05.758 (3)	66.13	1.994	14:05:59.081
8 -	39.281	24.705	1:03.986 (2)	67.96	0.222	14:07:03.067

P32 212 E		Tim BENNETT		Yamaha R1 - www.maxpowerracing.uk		
IDEAL LAP TIME : 1:04.880		BEST LAP TIME : 1:05.739		DIFFERENCE : 0.859		
LAP	SECTOR 1	SECTOR 2	LAP TIME	MPH	DIFF	TIME OF DAY
1 -		28.454	1:20.317	54.14	14.578	13:59:27.921
2 -	41.242	26.128	1:07.370	64.54	1.631	14:00:35.291
3 -	39.561	26.953	1:06.514 (3)	65.37	0.775	14:01:41.805
4 -	40.043	26.860	1:06.903	64.99	1.164	14:02:48.708
5 -	39.732	26.166	1:05.898 (2)	65.98	0.159	14:03:54.606
6 -	39.668	26.071	1:05.739 (1)	66.14		14:05:00.345
7 -	38.809	41.266	1:20.075	54.30	14.336	14:06:20.420
8 -	40.562	26.076	1:06.638	65.25	0.899	14:07:27.058

P33 101 E		Glen TRIPP		Honda CBR 600FW - yaki too racing any help would be great		
IDEAL LAP TIME : 58.095		BEST LAP TIME : 58.347		DIFFERENCE : 0.252		
LAP	SECTOR 1	SECTOR 2	LAP TIME	MPH	DIFF	TIME OF DAY
1 -		23.803	1:09.399	62.66	11.052	13:59:17.003
2 -	35.535	22.812	58.347 (1)	74.53		14:00:15.350
3 -	35.556	23.180	58.736 (3)	74.03	0.389	14:01:14.086
4 -	35.283	23.437	58.720 (2)	74.05	0.373	14:02:12.806
5 -	35.335	24.112	59.447	73.15	1.100	14:03:12.253

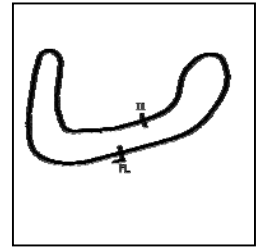
Weather / Track : Cloudy / Dry

Brands Hatch Indy
Circuit Length = 1.2079 miles
Start: 13:58 Flag 14:06 End: 14:07

BMCRC - MRO Championships 2019 - Rnd 9 @ Brands Hatch Indy

BMCRC Thunderbike Extreme & Ultra

RACE 6 - SECTOR ANALYSIS



SECTOR 1 = FL to I1, SECTOR 2 = I1 to FL, DIFF = Difference To Personal Best Lap, P = Crossed Finish Line in Pit Lane, D = Time Disallowed

P34 76 U Jason BYARD		Suzuki GSXR 1000 - May Construction				
IDEAL LAP TIME : 49.719		BEST LAP TIME : 49.719		DIFFERENCE : 0.000		
LAP	SECTOR 1	SECTOR 2	LAP TIME	MPH	DIFF	TIME OF DAY
1 -		19.943	56.698	76.69	6.979	13:59:04.302
2 -	30.132	19.899	50.031 (2)	86.91	0.312	13:59:54.333
3 -	29.999	19.720	49.719 (1)	87.46		14:00:44.052
4 -	30.065	20.058	50.123 (3)	86.75	0.404	14:01:34.175

P35 12 E Russell TAYLOR		Suzuki GSXR -				
IDEAL LAP TIME : 55.044		BEST LAP TIME : 55.085		DIFFERENCE : 0.041		
LAP	SECTOR 1	SECTOR 2	LAP TIME	MPH	DIFF	TIME OF DAY
1 -		23.020	1:06.800	65.09	11.715	13:59:14.404
2 -	34.153	21.876	56.029 (3)	77.61	0.944	14:00:10.433
3 -	33.168	21.917	55.085 (1)	78.94		14:01:05.518
4 -	33.806	21.963	55.769 (2)	77.97	0.684	14:02:01.287

BMCRC - MRO Championships 2019 - Rnd 9 @ Brands Hatch Indy

BMCRC Thunderbike Extreme & Ultra

RACE 6 - BEST SECTORS

SECTOR 1			SECTOR 2			IDEAL / BEST COMPARISON						
POS	NO	NAME	TIME	NO	NAME	TIME	POS	NO	NAME	IDEAL	BEST	DIFF
									PERFECT LAP	49.050		
1	140	PATMORE	29.411	143	PALMER	19.639	1	140	PATMORE	49.076	49.136	0.060
2	143	PALMER	29.969	140	PATMORE	19.665	2	143	PALMER	49.608	49.670	0.062
3	76	BYARD	29.999	76	BYARD	19.720	3	76	BYARD	49.719	49.719	0.000
4	258	FRIEND	30.126	258	FRIEND	20.038	4	258	FRIEND	50.164	50.472	0.308
5	40	SHELVEY	30.249	5	KILLWORTH	20.189	5	40	SHELVEY	50.512	50.688	0.176
6	5	KILLWORTH	30.447	40	SHELVEY	20.263	6	5	KILLWORTH	50.636	50.663	0.027
7	53	MILLS	30.558	53	MILLS	20.380	7	53	MILLS	50.938	50.957	0.019
8	73	MACRAE	30.850	82	HINNELLS	20.493	8	73	MACRAE	51.472	51.472	0.000
9	90	WATSON	31.021	97	ANSELL	20.522	9	82	HINNELLS	51.711	51.953	0.242
10	82	HINNELLS	31.218	55	HODGINS	20.555	10	90	WATSON	51.968	52.138	0.170
11	188	DINSMORE	31.597	73	MACRAE	20.622	11	97	ANSELL	52.131	52.437	0.306
12	97	ANSELL	31.609	78	THOMAS	20.625	12	188	DINSMORE	52.228	52.228	0.000
13	51	HOGARTH	31.716	188	DINSMORE	20.631	13	55	HODGINS	52.301	52.309	0.008
14	78	THOMAS	31.727	16	WREN	20.894	14	78	THOMAS	52.352	52.511	0.159
15	55	HODGINS	31.746	90	WATSON	20.947	15	16	WREN	52.982	53.198	0.216
16	117	STAGG	32.086	117	STAGG	21.050	16	117	STAGG	53.136	53.146	0.010
17	16	WREN	32.088	115	MCFARLANE	21.497	17	51	HOGARTH	53.393	53.546	0.153
18	115	MCFARLANE	32.180	51	HOGARTH	21.677	18	115	MCFARLANE	53.677	53.788	0.111
19	731	LEWIN	32.303	22	MAY	21.699	19	731	LEWIN	54.047	54.230	0.183
20	22	MAY	32.964	731	LEWIN	21.744	20	22	MAY	54.663	54.663	0.000
21	12	TAYLOR	33.168	228	EMERSON	21.778	21	12	TAYLOR	55.044	55.085	0.041
22	48	FUNNELL	33.290	12	TAYLOR	21.876	22	228	EMERSON	55.528	55.607	0.079
23	228	EMERSON	33.750	171	GIBBS	21.940	23	48	FUNNELL	55.646	55.646	0.000
24	171	GIBBS	33.906	46	DRAPER	22.253	24	171	GIBBS	55.846	55.952	0.106
25	373	PRICE	34.030	48	FUNNELL	22.356	25	46	DRAPER	56.428	56.428	0.000
26	86	LEFT	34.164	86	LEFT	22.389	26	86	LEFT	56.553	56.655	0.102
27	46	DRAPER	34.175	24	REYNOLDS	22.416	27	31	SANDERSON	56.780	56.904	0.124
28	31	SANDERSON	34.333	31	SANDERSON	22.447	28	24	REYNOLDS	57.211	57.620	0.409
29	24	REYNOLDS	34.795	101	TRIPP	22.812	29	373	PRICE	57.228	57.228	0.000
30	101	TRIPP	35.283	373	PRICE	23.198	30	101	TRIPP	58.095	58.347	0.252
31	526	ARMANI	35.830	133	BOTTIGLIERI	23.459	31	526	ARMANI	59.633	59.635	0.002
32	133	BOTTIGLIERI	36.707	526	ARMANI	23.803	32	133	BOTTIGLIERI	1:00.166	1:00.728	0.562
33	130	GRINSTEAD	36.976	130	GRINSTEAD	23.920	33	130	GRINSTEAD	1:00.896	1:00.896	0.000
34	212	BENNETT	38.809	18	ALBON	24.705	34	18	ALBON	1:03.539	1:03.764	0.225
35	18	ALBON	38.834	212	BENNETT	26.071	35	212	BENNETT	1:04.880	1:05.739	0.859
36												

Weather / Track : Cloudy / Dry

Results can be found at www.tsl-timing.com

Brands Hatch Indy
 Circuit Length = 1.2079 miles
 Start: 13:58 Flag 14:06 End: 14:07

Printed - 14:11 Saturday, 05 October 2019

BMCRC - MRO Championships 2019 - Rnd 9 @ Brands Hatch Indy

BMCRC Thunderbike Extreme & Ultra

RACE 6 - STATISTICS

Competitors Started 36
Planned Start 2019-10-05 @ 13:50:00.000
Actual Start 2019-10-05 @ 13:58:07.603
Finish Time 2019-10-05 @ 14:06:32.999
Track Length 1.2079mi.
Total Laps 313
Total Distance Covered 378.0869mi.

Session Fastest Lap History

NO	CL	NAME	LAP TIME	TIME OF DAY	LAP	VEHICLE
140	U	Aiden PATMORE	50.939	13:59:54.222	2	Yamaha R1
76	U	Jason BYARD	50.031	13:59:54.364	2	Suzuki GSXR 1000
140	U	Aiden PATMORE	49.514	14:00:43.735	3	Yamaha R1
140	U	Aiden PATMORE	49.177	14:02:22.989	5	Yamaha R1
140	U	Aiden PATMORE	49.136	14:03:12.147	6	Yamaha R1

Session Leader History

NO	CL	NAME	FROM LAP	LAPS LED	DISTANCE	VEHICLE
140	U	Aiden PATMORE	1	10	12.07 miles	Yamaha R1

Flag History

TYPE	TIME OF DAY
GREEN	13:58:07.603
FINISH	14:06:32.999

Flag Statistics

TYPE	COUNT	TOTAL LAPS	TOTAL TIME
Green	1	10	9:26.559
Red	0	0	0.000
Safety Car	0	0	0.000
FCY	0	0	0.000

Weather / Track : Cloudy / Dry

These results are provisional until the conclusion of any judicial and technical matters.

Brands Hatch Indy
Circuit Length = 1.2079 miles
Start: 13:58 Flag 14:06 End: 14:07

Clerk Of Course :	Timekeeper :
-------------------	--------------

BMCRC - MRO Championships 2019 - Rnd 9 @ Brands Hatch Indy

BMCRC Thunderbike Extreme & Ultra

RACE 6 - STATISTICS

CLASS : U

12 Starters

Fastest Lap History

NO	NAME	LAP TIME	TIME OF DAY	LAP	VEHICLE
140	Aiden PATMORE	50.939	13:59:54.222	2	Yamaha R1
76	Jason BYARD	50.031	13:59:54.364	2	Suzuki GSXR 1000
140	Aiden PATMORE	49.514	14:00:43.735	3	Yamaha R1
140	Aiden PATMORE	49.177	14:02:22.989	5	Yamaha R1
140	Aiden PATMORE	49.136	14:03:12.147	6	Yamaha R1

Leader History

NO	NAME	FROM LAP	LAPS LED	DISTANCE	VEHICLE
140	Aiden PATMORE	1	10	12.07 miles	Yamaha R1

Weather / Track : Cloudy / Dry

These results are provisional until the conclusion of any judicial and technical matters.

Brands Hatch Indy

Circuit Length = 1.2079 miles

Start: 13:58 Flag 14:06 End: 14:07

Clerk Of Course :

Timekeeper :

BMCRC - MRO Championships 2019 - Rnd 9 @ Brands Hatch Indy

BMCRC Thunderbike Extreme & Ultra

RACE 6 - STATISTICS

CLASS : E

24 Starters

Fastest Lap History

NO	NAME	LAP TIME	TIME OF DAY	LAP	VEHICLE
40	David SHELVEY	51.326	13:59:55.839	2	Suzuki GSXR 600 K1
40	David SHELVEY	50.688	14:00:46.528	3	Suzuki GSXR 600 K1

Leader History

NO	NAME	FROM LAP	LAPS LED	DISTANCE	VEHICLE
40	David SHELVEY	1	10	12.07 miles	Suzuki GSXR 600 K1

Weather / Track : Cloudy / Dry

These results are provisional until the conclusion of any judicial and technical matters.

Brands Hatch Indy

Circuit Length = 1.2079 miles

Start: 13:58 Flag 14:06 End: 14:07

Clerk Of Course :

Timekeeper :

BMCRC - MRO Championships 2019 - Rnd 9 @ Brands Hatch Indy

BMCRC Thunderbike Extreme & Ultra

RACE 18 - GRID (10 Laps)

ROW 12	36	58	Michael ALLEN	1:05.739	35	212	Tim BENNETT	1:03.764	34	18	Stuart ALBON	
ROW 11				1:00.896	33	130	Fraser GRINSTEAD	1:00.728		31	526	Michael ARMANI
ROW 10	30	101	Glen TRIPP	58.347	29	24	Mark REYNOLDS	57.620	28	373	Robert PRICE	
ROW 9				56.904	27	31	Pete SANDERSON	56.655		25	46	Adrian DRAPER
ROW 8	24	171	Daniel GIBBS	55.952	23	48	Peter FUNNELL	55.646	22	228	Clive EMERSON	
ROW 7				55.085	21	12	Russell TAYLOR	54.663		19	731	Vincent LEWIN
ROW 6	18	115	Sam MCFARLANE	53.788	17	51	Michael HOGARTH	53.546	16	16	Matthew WREN	
ROW 5				53.146	15	117	Raymond STAGG	52.511		13	97	Edward ANSELL
ROW 4	12	55	Nick HODGINS	52.309	11	188	Cecil DINSMORE	52.228	10	90	Edward WATSON	
ROW 3				51.953	9	82	Matt HINNELLS	51.472		7	53	Patrick MILLS
ROW 2	6	40	David SHELVEY	50.688	5	5	Stacey KILLWORTH	50.663	4	258	Ande FRIEND	
ROW 1				49.719	3	76	Jason BYARD	49.670		1	140	Aiden PATMORE

Pole

Brands Hatch Indy
Circuit Length = 1.2079 miles

These results are provisional until the conclusion of any judicial and technical matters.

Clerk Of Course :	Steward :	Timekeeper :
-------------------	-----------	--------------

Results can be found at www.tsl-timing.com

Printed - 14:10 Saturday, 05 October 2019



BMCRC - MRO Championships 2019 - Rnd 9 @ Brands Hatch Indy



BMCRC Thunderbike Extreme & Ultra

RACE 18 - CLASSIFICATION

POS	NO	CL	PIC NAME	ENTRY	LAPS	TIME	GAP	DIFF	MPH	BEST	ON
1	143	U	1 Steve PALMER	Suzuki GSXR1000 K6 - 4C8/Mk1 Transit racing	10	8:25.834			85.96	48.991	5
2	140	U	2 Aiden PATMORE	Yamaha R1 - TBR Performance/NW Roofing	10	8:33.684	7.850	7.850	84.65	48.928	9
3	76	U	3 Jason BYARD	Suzuki GSXR 1000 - May Construction	10	8:38.162	12.328	4.478	83.92	50.447	5
4	258	U	4 Ande FRIEND	Kawasaki ZX10R - Flying colours Motorcycle Trainir	10	8:38.363	12.529	0.201	83.89	50.358	5
5	5	U	5 Stacey KILLWORTH	Ducati 1098 - BK/Everns	10	8:40.671	14.837	2.308	83.51	50.599	6
6	40	E	1 David SHELVEY	Suzuki GSXR 600 K1 - ymark.com	10	8:42.281	16.447	1.610	83.26	50.788	4
7	53	E	2 Patrick MILLS	Honda NC30 - Clague Architects	10	8:48.444	22.610	6.163	82.29	51.382	10
8	82	U	6 Matt HINNELLS	Yamaha R1 - Bears repairs/Jamie Vale Carpentry	10	8:50.346	24.512	1.902	81.99	51.415	10
9	73	E	3 Luke MACRAE	Yamaha R6 - MacRae & Co Racing	10	8:54.239	28.405	3.893	81.39	51.831	2
10	188	U	7 Cecil DINSMORE	Suzuki GSXR 1000 - KnC Racing	10	8:58.376	32.542	4.137	80.77	52.713	10
11	90	E	4 Edward WATSON	Yamaha R6 - Motorsportdays.com TEA Time Racing	10	8:59.154	33.320	0.778	80.65	52.038	9
12	97	E	5 Edward ANSELL	Yamaha R6 - E a Ansell contractors	10	9:02.801	36.967	3.647	80.11	52.758	6
13	55	E	6 Nick HODGINS	Suzuki GSXR 750 - Sam Saunders Racing	10	9:02.906	37.072	0.105	80.09	52.633	9
14	78	U	8 Jamie THOMAS	Suzuki GSXR 1000 - Team RubyRacing	10	9:03.142	37.308	0.236	80.06	52.622	7
15	117	E	7 Raymond STAGG	Suzuki K2 750 -	10	9:05.500	39.666	2.358	79.71	52.965	6
16	16	U	9 Matthew WREN	Suzuki GSXR - TBR performance	10	9:05.825	39.991	0.325	79.67	52.778	4
17	115	U	10 Sam MCFARLANE	Suzuki GSXR - Msg racing suzuki, performance tecl	9	8:26.349	1 Lap	1 Lap	77.29	53.972	9
18	731	E	8 Vincent LEWIN	Honda CBR600F '93 - VINITWINRACING.CO.UK	9	8:30.361	1 Lap	4.012	76.68	53.822	9
19	22	E	9 Matthew MAY	Honda CBR600F3 - Tliehurst Glass Racing	9	8:31.834	1 Lap	1.473	76.46	53.848	8
20	228	E	10 Clive EMERSON	Honda CBR900RRW -	9	8:35.483	1 Lap	3.649	75.92	55.632	9
21	86	U	11 Jonathan LEFT	Suzuki GSXR 750 - JRL Design Solutions Ltd	9	8:42.788	1 Lap	7.305	74.86	56.075	4
22	171	E	11 Daniel GIBBS	Suzuki GSXR 750 Y - Thomas Racing	9	8:47.645	1 Lap	4.857	74.17	56.663	3
23	46	E	12 Adrian DRAPER	Suzuki GSXR 750 - droopy racing uk	9	8:50.386	1 Lap	2.741	73.79	57.652	9
24	31	E	13 Pete SANDERSON	Suzuki GSXR750 - #sellingeverythingtorace	9	8:50.425	1 Lap	0.039	73.78	56.361	9
25	48	E	14 Peter FUNNELL	Honda 929 - Bear faced clothing	9	8:52.654	1 Lap	2.229	73.47	56.874	9
26	373	E	15 Robert PRICE	Suzuki GSXR -	9	8:56.275	1 Lap	3.621	72.98	57.053	9
27	133	E	16 Carlo BOTTIGLIERI	Yamaha YZF R1 - TMT RACING	9	9:05.621	1 Lap	9.346	71.72	58.853	7
28	24	E	17 Mark REYNOLDS	Aprilia MILLE -	9	9:06.248	1 Lap	0.627	71.64	58.721	7
29	526	E	18 Michael ARMANI	Honda CBR600 -	9	9:18.451	1 Lap	12.203	70.08	1:00.240	3
30	130	E	19 Fraser GRINSTEAD	Suzuki GSXR 750 SRAD - TRAPDOOR RACING	9	9:19.331	1 Lap	0.880	69.97	1:00.428	2
31	18	E	20 Stuart ALBON	Honda 954 FIREBLADE -	8	9:04.497	2 Laps	1 Lap	63.89	1:05.428	8
32	212	E	21 Tim BENNETT	Yamaha R1 - www.maxpowerracing.uk	8	9:06.076	2 Laps	1.579	63.70	1:05.433	8

FASTEST LAP

140	U	Aiden PATMORE	Yamaha R1 - TBR Performance/NW Roofing	9	48.928	88.87 mph	143.03 kph
40	E	David SHELVEY	Suzuki GSXR 600 K1 - ymark.com	4	50.788	85.62 mph	137.79 kph

Class U - 92.5% of Race Speed = 79.51 mph

Class E - 92.5% of Race Speed = 77.01 mph

Brands Hatch Indy

Circuit Length = 1.2079 miles

Start: 17:50 Flag 17:58 End: 17:59

Weather / Track : Cloudy / Dry

These results are provisional until the conclusion of any judicial and technical matters.

Clerk Of Course :	Steward :	Timekeeper :

Results can be found at www.tsl-timing.com

Printed - 18:20 Saturday, 05 October 2019



BMCR - MRO Championships 2019 - Rnd 9 @ Brands Hatch Indy

BMCR Thunderbike Extreme & Ultra

RACE 18 - LAP CHART

LAP 1 @ 17:51:03.779

NO	BEHIND	LAP TIME
140		56.173
143	0.159	56.332
258	1.797	57.970
76	2.270	58.443
73	2.581	58.754
40	2.988	59.161
53	3.583	59.756
5	3.938	1:00.111
188	4.517	1:00.690
82	4.619	1:00.792
97	4.944	1:01.117
90	5.356	1:01.529
16	5.425	1:01.598
55	5.804	1:01.977
117	6.345	1:02.518
78	7.383	1:03.556
228	8.771	1:04.944
22	9.305	1:05.478
115	9.835	1:06.008
731	10.642	1:06.815
86	10.802	1:06.975
46	11.466	1:07.639
31	11.716	1:07.889
171	11.846	1:08.019
48	12.724	1:08.897
24	13.019	1:09.192
373	13.681	1:09.854
133	14.131	1:10.304
526	14.325	1:10.498
130	15.283	1:11.456
18	21.459	1:17.632
212	22.868	1:19.041

LAP 2 @ 17:51:53.551

NO	BEHIND	LAP TIME
140		49.772
143	0.298	49.911
258	3.442	51.417
76	3.533	51.035
73	4.640	51.831
40	4.769	51.553
5	5.484	51.318
53	6.238	52.427
188	7.902	53.157
82	8.124	53.277
90	8.795	53.211
97	8.958	53.786
16	9.385	53.732
55	9.697	53.665
117	10.933	54.360
78	11.638	54.027
228	15.258	56.259
22	16.246	56.713
115	16.301	56.238
86	18.509	57.479
731	18.953	58.083
46	19.624	57.930
171	19.838	57.764
31	20.090	58.146
48	21.110	58.158
24	22.444	59.197
373	23.817	59.908

LAP 3 @ 17:52:42.987

NO	BEHIND	LAP TIME
140		49.436
143	0.559	49.697
258	4.932	50.926
76	4.962	50.865
40	6.571	51.238
5	7.283	51.235
73	7.535	52.331
53	8.827	52.025
82	10.758	52.070
188	11.620	53.154
90	12.286	52.927
97	12.587	53.065
16	13.351	53.402
55	13.492	53.231
117	15.011	53.514
78	15.351	53.149
228	22.089	56.267
115	22.498	55.633
22	23.280	56.470
86	25.739	56.666
731	25.963	56.446
171	27.065	56.663
46	28.018	57.830
31	28.294	57.640
48	29.524	57.850
24	32.337	59.329
373	33.223	58.842
133	33.337	58.924
526	35.809	1:00.240
130	37.514	1:01.011

LAP 4 @ 17:53:32.925

NO	BEHIND	LAP TIME
140		49.938
143	0.696	50.075
76	5.685	50.661
258	6.604	51.610
40	7.421	50.788
212	1 Lap	1:06.201
5	8.390	51.045
18	1 Lap	1:07.541
73	9.679	52.082
53	10.501	51.612
82	13.148	52.328
188	14.671	52.989
90	15.411	53.063
97	15.524	52.875
16	16.191	52.778
55	16.522	52.968
117	18.568	53.495
78	18.688	53.275
115	28.193	55.633
228	29.084	56.933
22	29.706	56.364
731	30.834	54.809
86	31.876	56.075

LAP 5 @ 17:54:22.034

NO	BEHIND	LAP TIME
140		49.109
143	0.578	48.991
76	7.023	50.447
258	7.853	50.358
40	9.125	50.813
5	10.123	50.842
73	12.784	52.214
53	13.383	51.991
82	16.494	52.455
188	18.910	53.348
90	19.730	53.428
97	20.178	53.763
16	21.526	54.444
55	21.823	54.410
117	23.060	53.601
78	23.410	53.831
212	1 Lap	1:06.320
18	1 Lap	1:06.380
115	33.856	54.772
22	36.708	56.111
228	36.831	56.856
731	37.163	55.438
86	39.484	56.717
171	42.094	57.231
46	44.894	57.844
48	45.236	57.665
31	45.461	57.919

LAP 6 @ 17:55:12.049

NO	BEHIND	LAP TIME
140		50.015
143	0.832	50.269
373	1 Lap	58.066
133	1 Lap	59.375
24	1 Lap	1:00.969
76	8.414	51.406
258	8.766	50.928
526	1 Lap	1:00.924
40	10.122	51.012
5	10.707	50.599
130	1 Lap	1:01.533
73	15.096	52.327
53	15.291	51.923
82	18.387	51.908
188	22.076	53.181
90	22.720	53.005
97	22.921	52.758
16	24.826	53.315
55	24.950	53.142
117	26.010	52.965
78	26.123	52.728
115	38.880	55.039

LAP 7 @ 17:56:02.033

NO	BEHIND	LAP TIME
140		49.984
143	0.185	49.337
46	1 Lap	57.977
48	1 Lap	58.062
31	1 Lap	58.141
373	1 Lap	57.681
76	9.699	51.269
258	10.003	51.221
133	1 Lap	59.211
40	11.879	51.741
5	11.987	51.264
24	1 Lap	59.645
73	18.229	53.117
53	18.311	53.004
82	20.794	52.391
526	1 Lap	1:00.835
130	1 Lap	1:01.348
188	25.285	53.193
90	25.951	53.215
97	26.166	53.229
55	28.369	53.403
16	28.691	53.849
78	28.761	52.622
117	29.550	53.524
115	43.475	54.579
731	47.763	54.827
22	48.574	55.765
228	49.629	56.264

LAP 8 @ 17:56:51.700

NO	BEHIND	LAP TIME
140		49.667
143	0.833	50.315
86	1 Lap	56.390
171	1 Lap	58.194
18	2 Laps	1:06.985
212	2 Laps	1:08.620
46	1 Lap	57.756
76	11.136	51.104
48	1 Lap	57.978
31	1 Lap	57.785
258	11.739	51.403
40	13.380	51.168
5	13.401	51.081
373	1 Lap	57.591
53	20.878	52.234
133	1 Lap	58.853
73	21.363	52.801
24	1 Lap	58.721
82	22.940	51.813
188	28.847	53.229
90	29.651	53.367
97	30.603	54.104
55	32.540	53.838

LAP 9 @ 17:57:40.628

NO	BEHIND	LAP TIME
140		48.928
143	2.520	50.615
731	1 Lap	54.349
22	1 Lap	53.848
228	1 Lap	55.795
86	1 Lap	57.651
76	13.856	51.648
258	14.115	51.304
5	16.771	52.298
171	1 Lap	57.596
40	17.265	52.813
46	1 Lap	57.679
31	1 Lap	58.249
48	1 Lap	1:00.076
53	24.040	52.090
73	25.582	53.147
82	25.909	51.897
18	2 Laps	1:05.446
373	1 Lap	57.916
212	2 Laps	1:05.843
133	1 Lap	59.993
24	1 Lap	58.758
188	32.641	52.722
90	32.761	52.038
97	34.796	53.121
55	36.245	52.633
78	36.872	53.157
117	37.650	53.011
16	38.017	53.640
526	1 Lap	1:00.598
130	1 Lap	1:00.617

LAP 10 @ 17:58:33.440

NO	BEHIND	LAP TIME
143		50.292
115	1 Lap	53.972
731	1 Lap	53.822
22	1 Lap	54.985
140	7.850	1:00.662
228	1 Lap	55.632
76	12.328	51.284
258	12.529	51.226
5	14.837	50.878
40	16.447	51.994
86	1 Lap	57.752
171	1 Lap	57.699
53	22.610	51.382
82	24.512	51.415
46	1 Lap	57.652
31	1 Lap	56.361
48	1 Lap	56.874
73	28.405	55.635
373	1 Lap	57.053
188	32.542	52.713
90	33.320	53.371

Brands Hatch Indy

Circuit Length = 1.2079 miles

Start: 17:50 Flag 17:58 End: 17:59

Weather / Track : Cloudy / Dry

BMCRC - MRO Championships 2019 - Rnd 9 @ Brands Hatch Indy

BMCRC Thunderbike Extreme & Ultra

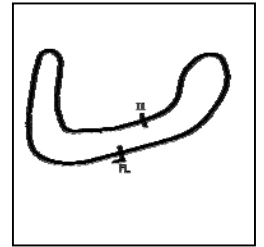
RACE 18 - LAP CHART

97	36.967	54.983
55	37.072	53.639
78	37.308	53.248
18	2 Laps	1:05.428
117	39.666	54.828
133	1 Lap	1:00.550
16	39.991	54.786
212	2 Laps	1:05.433
24	1 Lap	1:01.048
526	1 Lap	1:00.992
130	1 Lap	1:00.620

BMCRC - MRO Championships 2019 - Rnd 9 @ Brands Hatch Indy

BMCRC Thunderbike Extreme & Ultra

RACE 18 - SECTOR ANALYSIS



SECTOR 1 = FL to I1, SECTOR 2 = I1 to FL, DIFF = Difference To Personal Best Lap, P = Crossed Finish Line in Pit Lane, D = Time Disallowed

P1 143 U		Steve PALMER		Suzuki GSXR1000 K6 - 4C8/Mk1 Transit racing		
IDEAL LAP TIME : 48.962		BEST LAP TIME : 48.991		DIFFERENCE : 0.029		
LAP	SECTOR 1	SECTOR 2	LAP TIME	MPH	DIFF	TIME OF DAY
1 -		19.904	56.332	77.19	7.341	17:51:03.938
2 -	30.164	19.747	49.911	87.12	0.920	17:51:53.849
3 -	29.993	19.704	49.697 (3)	87.50	0.706	17:52:43.546
4 -	30.517	19.558	50.075	86.84	1.084	17:53:33.621
5 -	29.411	19.580	48.991 (1)	88.76		17:54:22.612
6 -	29.982	20.287	50.269	86.50	1.278	17:55:12.881
7 -	29.404	19.933	49.337 (2)	88.14	0.346	17:56:02.218
8 -	30.651	19.664	50.315	86.42	1.324	17:56:52.533
9 -	30.370	20.245	50.615	85.91	1.624	17:57:43.148
10 -	30.347	19.945	50.292	86.46	1.301	17:58:33.440

P2 140 U		Aiden PATMORE		Yamaha R1 - TBR Performance/NW Roofing		
IDEAL LAP TIME : 48.928		BEST LAP TIME : 48.928		DIFFERENCE : 0.000		
LAP	SECTOR 1	SECTOR 2	LAP TIME	MPH	DIFF	TIME OF DAY
1 -		20.366	56.173	77.41	7.245	17:51:03.779
2 -	29.967	19.805	49.772	87.37	0.844	17:51:53.551
3 -	29.708	19.728	49.436 (3)	87.96	0.508	17:52:42.987
4 -	30.268	19.670	49.938	87.08	1.010	17:53:32.925
5 -	29.538	19.571	49.109 (2)	88.55	0.181	17:54:22.034
6 -	29.884	20.131	50.015	86.94	1.087	17:55:12.049
7 -	29.719	20.265	49.984	86.99	1.056	17:56:02.033
8 -	30.103	19.564	49.667	87.55	0.739	17:56:51.700
9 -	29.438	19.490	48.928 (1)	88.87		17:57:40.628
10 -	40.327	20.335	1:00.662	71.68	11.734	17:58:41.290

P3 76 U		Jason BYARD		Suzuki GSXR 1000 - May Construction		
IDEAL LAP TIME : 50.447		BEST LAP TIME : 50.447		DIFFERENCE : 0.000		
LAP	SECTOR 1	SECTOR 2	LAP TIME	MPH	DIFF	TIME OF DAY
1 -		20.500	58.443	74.40	7.996	17:51:06.049
2 -	30.795	20.240	51.035	85.20	0.588	17:51:57.084
3 -	30.766	20.099	50.865 (3)	85.49	0.418	17:52:47.949
4 -	30.519	20.142	50.661 (2)	85.83	0.214	17:53:38.610
5 -	30.371	20.076	50.447 (1)	86.20		17:54:29.057
6 -	30.753	20.653	51.406	84.59	0.959	17:55:20.463
7 -	30.779	20.490	51.269	84.81	0.822	17:56:11.732
8 -	30.663	20.441	51.104	85.09	0.657	17:57:02.836
9 -	31.446	20.202	51.648	84.19	1.201	17:57:54.484
10 -	31.034	20.250	51.284	84.79	0.837	17:58:45.768

P4 258 U		Ande FRIEND		Kawasaki ZX10R - Flying colours Motorcycle Training		
IDEAL LAP TIME : 50.221		BEST LAP TIME : 50.358		DIFFERENCE : 0.137		
LAP	SECTOR 1	SECTOR 2	LAP TIME	MPH	DIFF	TIME OF DAY
1 -		20.670	57.970	75.01	7.612	17:51:05.576
2 -	30.892	20.525	51.417	84.57	1.059	17:51:56.993
3 -	30.609	20.317	50.926 (2)	85.39	0.568	17:52:47.919
4 -	30.899	20.711	51.610	84.25	1.252	17:53:39.529
5 -	30.246	20.112	50.358 (1)	86.35		17:54:29.887
6 -	30.425	20.503	50.928 (3)	85.38	0.570	17:55:20.815
7 -	30.589	20.632	51.221	84.89	0.863	17:56:12.036
8 -	30.594	20.809	51.403	84.59	1.045	17:57:03.439
9 -	31.329	19.975	51.304	84.76	0.946	17:57:54.743
10 -	30.940	20.286	51.226	84.89	0.868	17:58:45.969

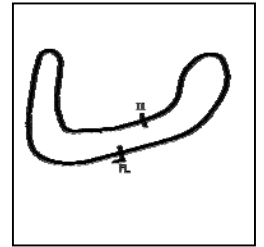
Weather / Track : Cloudy / Dry

Brands Hatch Indy
Circuit Length = 1.2079 miles
Start: 17:50 Flag 17:58 End: 17:59

BMCRC - MRO Championships 2019 - Rnd 9 @ Brands Hatch Indy

BMCRC Thunderbike Extreme & Ultra

RACE 18 - SECTOR ANALYSIS



SECTOR 1 = FL to I1, SECTOR 2 = I1 to FL, DIFF = Difference To Personal Best Lap, P = Crossed Finish Line in Pit Lane, D = Time Disallowed

P5 5 U Stacey KILLWORTH			Ducati 1098 - BK/Everns			
IDEAL LAP TIME : 50.534		BEST LAP TIME : 50.599	DIFFERENCE : 0.065			
LAP	SECTOR 1	SECTOR 2	LAP TIME	MPH	DIFF	TIME OF DAY
1 -		20.895	1:00.111	72.34	9.512	17:51:07.717
2 -	31.029	20.289	51.318	84.73	0.719	17:51:59.035
3 -	30.906	20.329	51.235	84.87	0.636	17:52:50.270
4 -	30.774	20.271	51.045	85.19	0.446	17:53:41.315
5 -	30.700	20.142	50.842 (2)	85.53	0.243	17:54:32.157
6 -	30.417	20.182	50.599 (1)	85.94		17:55:22.756
7 -	30.610	20.654	51.264	84.82	0.665	17:56:14.020
8 -	30.945	20.136	51.081	85.13	0.482	17:57:05.101
9 -	31.995	20.303	52.298	83.15	1.699	17:57:57.399
10 -	30.398	20.480	50.878 (3)	85.47	0.279	17:58:48.277

P6 40 E David SHELVEY			Suzuki GSXR 600 K1 - ymark.com			
IDEAL LAP TIME : 50.718		BEST LAP TIME : 50.788	DIFFERENCE : 0.070			
LAP	SECTOR 1	SECTOR 2	LAP TIME	MPH	DIFF	TIME OF DAY
1 -		20.707	59.161	73.50	8.373	17:51:06.767
2 -	30.939	20.614	51.553	84.35	0.765	17:51:58.320
3 -	30.902	20.336	51.238	84.87	0.450	17:52:49.558
4 -	30.474	20.314	50.788 (1)	85.62		17:53:40.346
5 -	30.569	20.244	50.813 (2)	85.58	0.025	17:54:31.159
6 -	30.540	20.472	51.012 (3)	85.24	0.224	17:55:22.171
7 -	30.757	20.984	51.741	84.04	0.953	17:56:13.912
8 -	30.754	20.414	51.168	84.98	0.380	17:57:05.080
9 -	32.143	20.670	52.813	82.33	2.025	17:57:57.893
10 -	31.057	20.937	51.994	83.63	1.206	17:58:49.887

P7 53 E Patrick MILLS			Honda NC30 - Clague Architects			
IDEAL LAP TIME : 51.153		BEST LAP TIME : 51.382	DIFFERENCE : 0.229			
LAP	SECTOR 1	SECTOR 2	LAP TIME	MPH	DIFF	TIME OF DAY
1 -		20.960	59.756	72.77	8.374	17:51:07.362
2 -	31.451	20.976	52.427	82.94	1.045	17:51:59.789
3 -	31.356	20.669	52.025	83.58	0.643	17:52:51.814
4 -	31.144	20.468	51.612 (2)	84.25	0.230	17:53:43.426
5 -	31.444	20.547	51.991	83.64	0.609	17:54:35.417
6 -	31.091	20.832	51.923 (3)	83.75	0.541	17:55:27.340
7 -	32.134	20.870	53.004	82.04	1.622	17:56:20.344
8 -	30.887	21.347	52.234	83.25	0.852	17:57:12.578
9 -	30.702	21.388	52.090	83.48	0.708	17:58:04.668
10 -	30.685	20.697	51.382 (1)	84.63		17:58:56.050

P8 82 U Matt HINNELLS			Yamaha R1 - Bears repairs/Jamie Vale Carpentry			
IDEAL LAP TIME : 51.415		BEST LAP TIME : 51.415	DIFFERENCE : 0.000			
LAP	SECTOR 1	SECTOR 2	LAP TIME	MPH	DIFF	TIME OF DAY
1 -		21.415	1:00.792	71.53	9.377	17:51:08.398
2 -	32.297	20.980	53.277	81.62	1.862	17:52:01.675
3 -	31.323	20.747	52.070	83.51	0.655	17:52:53.745
4 -	31.409	20.919	52.328	83.10	0.913	17:53:46.073
5 -	31.854	20.601	52.455	82.90	1.040	17:54:38.528
6 -	31.202	20.706	51.908	83.77	0.493	17:55:30.436
7 -	31.479	20.912	52.391	83.00	0.976	17:56:22.827
8 -	31.281	20.532	51.813 (2)	83.92	0.398	17:57:14.640
9 -	31.307	20.590	51.897 (3)	83.79	0.482	17:58:06.537
10 -	30.925	20.490	51.415 (1)	84.57		17:58:57.952

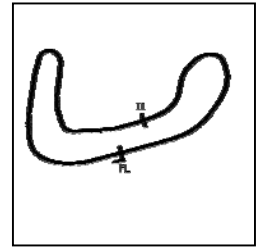
Weather / Track : Cloudy / Dry

Brands Hatch Indy
Circuit Length = 1.2079 miles
Start: 17:50 Flag 17:58 End: 17:59

BMCRC - MRO Championships 2019 - Rnd 9 @ Brands Hatch Indy

BMCRC Thunderbike Extreme & Ultra

RACE 18 - SECTOR ANALYSIS



SECTOR 1 = FL to I1, SECTOR 2 = I1 to FL, DIFF = Difference To Personal Best Lap, P = Crossed Finish Line in Pit Lane, D = Time Disallowed

P9 73 E		Luke MACRAE		Yamaha R6 - MacRae & Co Racing			
IDEAL LAP TIME : 51.831		BEST LAP TIME : 51.831		DIFFERENCE : 0.000			
LAP	SECTOR 1	SECTOR 2	LAP TIME	MPH	DIFF	TIME OF DAY	
1 -		21.098	58.754	74.01	6.923	17:51:06.360	
2 -	31.073	20.758	51.831 (1)	83.89		17:51:58.191	
3 -	31.406	20.925	52.331	83.09	0.500	17:52:50.522	
4 -	31.214	20.868	52.082 (2)	83.49	0.251	17:53:42.604	
5 -	31.344	20.870	52.214 (3)	83.28	0.383	17:54:34.818	
6 -	31.133	21.194	52.327	83.10	0.496	17:55:27.145	
7 -	31.603	21.514	53.117	81.86	1.286	17:56:20.262	
8 -	31.250	21.551	52.801	82.35	0.970	17:57:13.063	
9 -	31.364	21.783	53.147	81.82	1.316	17:58:06.210	
10 -	33.274	22.361	55.635	78.16	3.804	17:59:01.845	

P10 188 U		Cecil DINSMORE		Suzuki GSXR 1000 - KnC Racing			
IDEAL LAP TIME : 52.371		BEST LAP TIME : 52.713		DIFFERENCE : 0.342			
LAP	SECTOR 1	SECTOR 2	LAP TIME	MPH	DIFF	TIME OF DAY	
1 -		21.768	1:00.690	71.65	7.977	17:51:08.296	
2 -	32.161	20.996	53.157	81.80	0.444	17:52:01.453	
3 -	32.079	21.075	53.154	81.81	0.441	17:52:54.607	
4 -	32.249	20.740	52.989 (3)	82.06	0.276	17:53:47.596	
5 -	32.300	21.048	53.348	81.51	0.635	17:54:40.944	
6 -	32.035	21.146	53.181	81.76	0.468	17:55:34.125	
7 -	31.985	21.208	53.193	81.75	0.480	17:56:27.318	
8 -	32.494	20.735	53.229	81.69	0.516	17:57:20.547	
9 -	32.336	20.386	52.722 (2)	82.48	0.009	17:58:13.269	
10 -	32.225	20.488	52.713 (1)	82.49		17:59:05.982	

P11 90 E		Edward WATSON		Yamaha R6 - Motorsportdays.com TEA Time Racing			
IDEAL LAP TIME : 52.038		BEST LAP TIME : 52.038		DIFFERENCE : 0.000			
LAP	SECTOR 1	SECTOR 2	LAP TIME	MPH	DIFF	TIME OF DAY	
1 -		21.520	1:01.529	70.67	9.491	17:51:09.135	
2 -	32.222	20.989	53.211	81.72	1.173	17:52:02.346	
3 -	32.098	20.829	52.927 (2)	82.16	0.889	17:52:55.273	
4 -	32.094	20.969	53.063	81.95	1.025	17:53:48.336	
5 -	32.222	21.206	53.428	81.39	1.390	17:54:41.764	
6 -	31.712	21.293	53.005 (3)	82.04	0.967	17:55:34.769	
7 -	31.772	21.443	53.215	81.71	1.177	17:56:27.984	
8 -	32.206	21.161	53.367	81.48	1.329	17:57:21.351	
9 -	31.309	20.729	52.038 (1)	83.56		17:58:13.389	
10 -	32.411	20.960	53.371	81.47	1.333	17:59:06.760	

P12 97 E		Edward ANSELL		Yamaha R6 - E a Ansell contractors			
IDEAL LAP TIME : 52.670		BEST LAP TIME : 52.758		DIFFERENCE : 0.088			
LAP	SECTOR 1	SECTOR 2	LAP TIME	MPH	DIFF	TIME OF DAY	
1 -		21.336	1:01.117	71.15	8.359	17:51:08.723	
2 -	32.706	21.080	53.786	80.85	1.028	17:52:02.509	
3 -	32.197	20.868	53.065 (3)	81.94	0.307	17:52:55.574	
4 -	32.124	20.751	52.875 (2)	82.24	0.117	17:53:48.449	
5 -	32.779	20.984	53.763	80.88	1.005	17:54:42.212	
6 -	31.919	20.839	52.758 (1)	82.42		17:55:34.970	
7 -	31.966	21.263	53.229	81.69	0.471	17:56:28.199	
8 -	32.330	21.774	54.104	80.37	1.346	17:57:22.303	
9 -	32.144	20.977	53.121	81.86	0.363	17:58:15.424	
10 -	33.173	21.810	54.983	79.08	2.225	17:59:10.407	

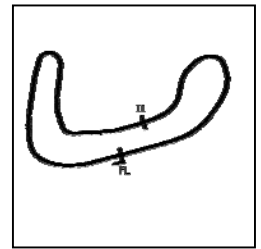
Weather / Track : Cloudy / Dry

Brands Hatch Indy
Circuit Length = 1.2079 miles
Start: 17:50 Flag 17:58 End: 17:59

BMCRC - MRO Championships 2019 - Rnd 9 @ Brands Hatch Indy

BMCRC Thunderbike Extreme & Ultra

RACE 18 - SECTOR ANALYSIS



SECTOR 1 = FL to I1, SECTOR 2 = I1 to FL, DIFF = Difference To Personal Best Lap, P = Crossed Finish Line in Pit Lane, D = Time Disallowed

P13 55 E		Nick HODGINS		Suzuki GSXR 750 - Sam Saunders Racing			
IDEAL LAP TIME : 52.616		BEST LAP TIME : 52.633		DIFFERENCE : 0.017			
LAP	SECTOR 1	SECTOR 2	LAP TIME	MPH	DIFF	TIME OF DAY	
1 -		21.463	1:01.977	70.16	9.344	17:51:09.583	
2 -	32.940	20.725	53.665	81.03	1.032	17:52:03.248	
3 -	32.346	20.885	53.231	81.69	0.598	17:52:56.479	
4 -	32.289	20.679	52.968 (2)	82.09	0.335	17:53:49.447	
5 -	32.540	21.870	54.410	79.92	1.777	17:54:43.857	
6 -	32.354	20.788	53.142 (3)	81.82	0.509	17:55:36.999	
7 -	32.454	20.949	53.403	81.42	0.770	17:56:30.402	
8 -	32.423	21.415	53.838	80.77	1.205	17:57:24.240	
9 -	31.937	20.696	52.633 (1)	82.62		17:58:16.873	
10 -	32.291	21.348	53.639	81.07	1.006	17:59:10.512	

P14 78 U		Jamie THOMAS		Suzuki GSXR 1000 - Team RubyRacing			
IDEAL LAP TIME : 52.334		BEST LAP TIME : 52.622		DIFFERENCE : 0.288			
LAP	SECTOR 1	SECTOR 2	LAP TIME	MPH	DIFF	TIME OF DAY	
1 -		21.665	1:03.556	68.42	10.934	17:51:11.162	
2 -	32.912	21.115	54.027	80.48	1.405	17:52:05.189	
3 -	32.263	20.886	53.149 (3)	81.81	0.527	17:52:58.338	
4 -	32.065	21.210	53.275	81.62	0.653	17:53:51.613	
5 -	32.448	21.383	53.831	80.78	1.209	17:54:45.444	
6 -	31.749	20.979	52.728 (2)	82.47	0.106	17:55:38.172	
7 -	31.712	20.910	52.622 (1)	82.63		17:56:30.794	
8 -	32.467	21.082	53.549	81.20	0.927	17:57:24.343	
9 -	32.535	20.622	53.157	81.80	0.535	17:58:17.500	
10 -	32.056	21.192	53.248	81.66	0.626	17:59:10.748	

P15 117 E		Raymond STAGG		Suzuki K2 750 -			
IDEAL LAP TIME : 52.762		BEST LAP TIME : 52.965		DIFFERENCE : 0.203			
LAP	SECTOR 1	SECTOR 2	LAP TIME	MPH	DIFF	TIME OF DAY	
1 -		21.359	1:02.518	69.55	9.553	17:51:10.124	
2 -	32.979	21.381	54.360	79.99	1.395	17:52:04.484	
3 -	32.438	21.076	53.514	81.26	0.549	17:52:57.998	
4 -	32.112	21.383	53.495 (3)	81.28	0.530	17:53:51.493	
5 -	32.067	21.534	53.601	81.12	0.636	17:54:45.094	
6 -	31.934	21.031	52.965 (1)	82.10		17:55:38.059	
7 -	32.435	21.089	53.524	81.24	0.559	17:56:31.583	
8 -	32.422	21.262	53.684	81.00	0.719	17:57:25.267	
9 -	32.101	20.910	53.011 (2)	82.03	0.046	17:58:18.278	
10 -	31.852	22.976	54.828	79.31	1.863	17:59:13.106	

P16 16 U		Matthew WREN		Suzuki GSXR - TBR performance			
IDEAL LAP TIME : 52.619		BEST LAP TIME : 52.778		DIFFERENCE : 0.159			
LAP	SECTOR 1	SECTOR 2	LAP TIME	MPH	DIFF	TIME OF DAY	
1 -		21.519	1:01.598	70.59	8.820	17:51:09.204	
2 -	32.560	21.172	53.732	80.93	0.954	17:52:02.936	
3 -	32.393	21.009	53.402 (3)	81.43	0.624	17:52:56.338	
4 -	31.842	20.936	52.778 (1)	82.39		17:53:49.116	
5 -	32.721	21.723	54.444	79.87	1.666	17:54:43.560	
6 -	32.360	20.955	53.315 (2)	81.56	0.537	17:55:36.875	
7 -	32.351	21.498	53.849	80.75	1.071	17:56:30.724	
8 -	32.941	21.340	54.281	80.11	1.503	17:57:25.005	
9 -	32.863	20.777	53.640	81.07	0.862	17:58:18.645	
10 -	32.079	22.707	54.786	79.37	2.008	17:59:13.431	

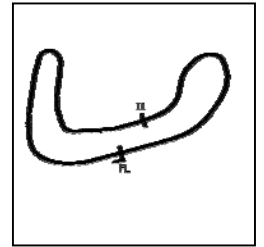
Weather / Track : Cloudy / Dry

Brands Hatch Indy
Circuit Length = 1.2079 miles
Start: 17:50 Flag 17:58 End: 17:59

BMCRC - MRO Championships 2019 - Rnd 9 @ Brands Hatch Indy

BMCRC Thunderbike Extreme & Ultra

RACE 18 - SECTOR ANALYSIS



SECTOR 1 = FL to I1, SECTOR 2 = I1 to FL, DIFF = Difference To Personal Best Lap, P = Crossed Finish Line in Pit Lane, D = Time Disallowed

P17 115 U		Sam MCFARLANE		Suzuki GSXR - Msg racing suzuki, performance technical		
IDEAL LAP TIME : 53.972		BEST LAP TIME : 53.972		DIFFERENCE : 0.000		
LAP	SECTOR 1	SECTOR 2	LAP TIME	MPH	DIFF	TIME OF DAY
1 -		22.746	1:06.008	65.87	12.036	17:51:13.614
2 -	33.965	22.273	56.238	77.32	2.266	17:52:09.852
3 -	33.658	21.975	55.633	78.16	1.661	17:53:05.485
4 -	33.712	21.921	55.633	78.16	1.661	17:54:01.118
5 -	33.014	21.758	54.772	79.39	0.800	17:54:55.890
6 -	32.847	22.192	55.039	79.00	1.067	17:55:50.929
7 -	32.582	21.997	54.579 (3)	79.67	0.607	17:56:45.508
8 -	32.738	21.737	54.475 (2)	79.82	0.503	17:57:39.983
9 -	32.353	21.619	53.972 (1)	80.57		17:58:33.955

P18 731 E		Vincent LEWIN		Honda CBR600F '93 - VINITWINRACING.CO.UK		
IDEAL LAP TIME : 53.736		BEST LAP TIME : 53.822		DIFFERENCE : 0.086		
LAP	SECTOR 1	SECTOR 2	LAP TIME	MPH	DIFF	TIME OF DAY
1 -		23.334	1:06.815	65.08	12.993	17:51:14.421
2 -	35.209	22.874	58.083	74.86	4.261	17:52:12.504
3 -	34.098	22.348	56.446	77.04	2.624	17:53:08.950
4 -	32.945	21.864	54.809 (3)	79.34	0.987	17:54:03.759
5 -	32.998	22.440	55.438	78.44	1.616	17:54:59.197
6 -	33.405	22.367	55.772	77.97	1.950	17:55:54.969
7 -	33.202	21.625	54.827	79.31	1.005	17:56:49.796
8 -	32.792	21.557	54.349 (2)	80.01	0.527	17:57:44.145
9 -	32.179	21.643	53.822 (1)	80.79		17:58:37.967

P19 22 E		Matthew MAY		Honda CBR600F3 - Tliehurst Glass Racing		
IDEAL LAP TIME : 53.848		BEST LAP TIME : 53.848		DIFFERENCE : 0.000		
LAP	SECTOR 1	SECTOR 2	LAP TIME	MPH	DIFF	TIME OF DAY
1 -		22.818	1:05.478	66.41	11.630	17:51:13.084
2 -	34.267	22.446	56.713	76.67	2.865	17:52:09.797
3 -	34.257	22.213	56.470	77.00	2.622	17:53:06.267
4 -	33.968	22.396	56.364	77.15	2.516	17:54:02.631
5 -	33.706	22.405	56.111	77.50	2.263	17:54:58.742
6 -	33.777	22.323	56.100	77.51	2.252	17:55:54.842
7 -	34.128	21.637	55.765 (3)	77.98	1.917	17:56:50.607
8 -	32.392	21.456	53.848 (1)	80.75		17:57:44.455
9 -	32.903	22.082	54.985 (2)	79.08	1.137	17:58:39.440

P20 228 E		Clive EMERSON		Honda CBR900RRW -		
IDEAL LAP TIME : 55.499		BEST LAP TIME : 55.632		DIFFERENCE : 0.133		
LAP	SECTOR 1	SECTOR 2	LAP TIME	MPH	DIFF	TIME OF DAY
1 -		22.351	1:04.944	66.95	9.312	17:51:12.550
2 -	34.241	22.018	56.259 (3)	77.29	0.627	17:52:08.809
3 -	34.211	22.056	56.267	77.28	0.635	17:53:05.076
4 -	34.781	22.152	56.933	76.38	1.301	17:54:02.009
5 -	34.592	22.264	56.856	76.48	1.224	17:54:58.865
6 -	34.252	22.281	56.533	76.92	0.901	17:55:55.398
7 -	34.403	21.861	56.264	77.28	0.632	17:56:51.662
8 -	33.769	22.026	55.795 (2)	77.93	0.163	17:57:47.457
9 -	33.902	21.730	55.632 (1)	78.16		17:58:43.089

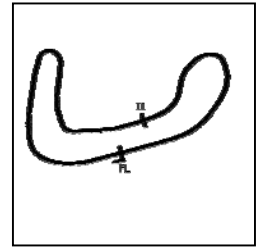
Weather / Track : Cloudy / Dry

Brands Hatch Indy
Circuit Length = 1.2079 miles
Start: 17:50 Flag 17:58 End: 17:59

BMCRC - MRO Championships 2019 - Rnd 9 @ Brands Hatch Indy

BMCRC Thunderbike Extreme & Ultra

RACE 18 - SECTOR ANALYSIS



SECTOR 1 = FL to I1, SECTOR 2 = I1 to FL, DIFF = Difference To Personal Best Lap, P = Crossed Finish Line in Pit Lane, D = Time Disallowed

P21 86 U Jonathan LEFT		Suzuki GSXR 750 - JRL Design Solutions Ltd				
IDEAL LAP TIME : 56.075		BEST LAP TIME : 56.075		DIFFERENCE : 0.000		
LAP	SECTOR 1	SECTOR 2	LAP TIME	MPH	DIFF	TIME OF DAY
1 -		22.987	1:06.975	64.92	10.900	17:51:14.581
2 -	34.924	22.555	57.479	75.65	1.404	17:52:12.060
3 -	34.317	22.349	56.666 (3)	76.74	0.591	17:53:08.726
4 -	33.882	22.193	56.075 (1)	77.54		17:54:04.801
5 -	34.127	22.590	56.717	76.67	0.642	17:55:01.518
6 -	34.125	22.958	57.083	76.18	1.008	17:55:58.601
7 -	34.171	22.219	56.390 (2)	77.11	0.315	17:56:54.991
8 -	34.683	22.968	57.651	75.42	1.576	17:57:52.642
9 -	34.884	22.868	57.752	75.29	1.677	17:58:50.394

P22 171 E Daniel GIBBS		Suzuki GSXR 750 Y - Thomas Racing				
IDEAL LAP TIME : 56.663		BEST LAP TIME : 56.663		DIFFERENCE : 0.000		
LAP	SECTOR 1	SECTOR 2	LAP TIME	MPH	DIFF	TIME OF DAY
1 -		23.327	1:08.019	63.93	11.356	17:51:15.625
2 -	34.905	22.859	57.764	75.28	1.101	17:52:13.389
3 -	34.417	22.246	56.663 (1)	76.74		17:53:10.052
4 -	34.518	22.327	56.845 (2)	76.49	0.182	17:54:06.897
5 -	34.711	22.520	57.231 (3)	75.98	0.568	17:55:04.128
6 -	35.041	22.593	57.634	75.45	0.971	17:56:01.762
7 -	34.817	23.377	58.194	74.72	1.531	17:56:59.956
8 -	35.347	22.249	57.596	75.50	0.933	17:57:57.552
9 -	34.738	22.961	57.699	75.36	1.036	17:58:55.251

P23 46 E Adrian DRAPER		Suzuki GSXR 750 - droopy racing uk				
IDEAL LAP TIME : 57.372		BEST LAP TIME : 57.652		DIFFERENCE : 0.280		
LAP	SECTOR 1	SECTOR 2	LAP TIME	MPH	DIFF	TIME OF DAY
1 -		23.568	1:07.639	64.29	9.987	17:51:15.245
2 -	35.014	22.916	57.930	75.06	0.278	17:52:13.175
3 -	34.714	23.116	57.830	75.19	0.178	17:53:11.005
4 -	34.976	23.103	58.079	74.87	0.427	17:54:09.084
5 -	35.046	22.798	57.844	75.17	0.192	17:55:06.928
6 -	34.951	23.026	57.977	75.00	0.325	17:56:04.905
7 -	34.829	22.927	57.756 (3)	75.29	0.104	17:57:02.661
8 -	35.021	22.658	57.679 (2)	75.39	0.027	17:58:00.340
9 -	34.745	22.907	57.652 (1)	75.42		17:58:57.992

P24 31 E Pete SANDERSON		Suzuki GSXR750 - #sellingeverythingtorace				
IDEAL LAP TIME : 56.248		BEST LAP TIME : 56.361		DIFFERENCE : 0.113		
LAP	SECTOR 1	SECTOR 2	LAP TIME	MPH	DIFF	TIME OF DAY
1 -		23.619	1:07.889	64.05	11.528	17:51:15.495
2 -	35.030	23.116	58.146	74.78	1.785	17:52:13.641
3 -	35.055	22.585	57.640 (2)	75.44	1.279	17:53:11.281
4 -	34.979	23.316	58.295	74.59	1.934	17:54:09.576
5 -	35.397	22.522	57.919	75.08	1.558	17:55:07.495
6 -	34.844	23.297	58.141	74.79	1.780	17:56:05.636
7 -	34.710	23.075	57.785 (3)	75.25	1.424	17:57:03.421
8 -	35.553	22.696	58.249	74.65	1.888	17:58:01.670
9 -	33.726	22.635	56.361 (1)	77.15		17:58:58.031

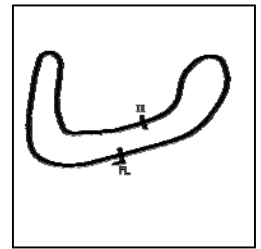
Weather / Track : Cloudy / Dry

Brands Hatch Indy
Circuit Length = 1.2079 miles
Start: 17:50 Flag 17:58 End: 17:59

BMCRC - MRO Championships 2019 - Rnd 9 @ Brands Hatch Indy

BMCRC Thunderbike Extreme & Ultra

RACE 18 - SECTOR ANALYSIS



SECTOR 1 = FL to I1, SECTOR 2 = I1 to FL, DIFF = Difference To Personal Best Lap, P = Crossed Finish Line in Pit Lane, D = Time Disallowed

P25 48 E		Peter FUNNELL		Honda 929 - Bear faced clothing		
IDEAL LAP TIME : 56.874		BEST LAP TIME : 56.874		DIFFERENCE : 0.000		
LAP	SECTOR 1	SECTOR 2	LAP TIME	MPH	DIFF	TIME OF DAY
1 -		24.117	1:08.897	63.11	12.023	17:51:16.503
2 -	35.158	23.000	58.158	74.77	1.284	17:52:14.661
3 -	34.878	22.972	57.850	75.17	0.976	17:53:12.511
4 -	34.313	22.781	57.094 (2)	76.16	0.220	17:54:09.605
5 -	34.792	22.873	57.665 (3)	75.41	0.791	17:55:07.270
6 -	34.846	23.216	58.062	74.89	1.188	17:56:05.332
7 -	34.727	23.251	57.978	75.00	1.104	17:57:03.310
8 -	36.871	23.205	1:00.076	72.38	3.202	17:58:03.386
9 -	34.120	22.754	56.874 (1)	76.46		17:59:00.260

P26 373 E		Robert PRICE		Suzuki GSXR -		
IDEAL LAP TIME : 57.053		BEST LAP TIME : 57.053		DIFFERENCE : 0.000		
LAP	SECTOR 1	SECTOR 2	LAP TIME	MPH	DIFF	TIME OF DAY
1 -		24.528	1:09.854	62.25	12.801	17:51:17.460
2 -	36.019	23.889	59.908	72.58	2.855	17:52:17.368
3 -	35.420	23.422	58.842	73.90	1.789	17:53:16.210
4 -	35.684	23.680	59.364	73.25	2.311	17:54:15.574
5 -	34.998	23.068	58.066	74.89	1.013	17:55:13.640
6 -	34.454	23.227	57.681 (3)	75.39	0.628	17:56:11.321
7 -	34.473	23.118	57.591 (2)	75.50	0.538	17:57:08.912
8 -	34.594	23.322	57.916	75.08	0.863	17:58:06.828
9 -	34.053	23.000	57.053 (1)	76.22		17:59:03.881

P27 133 E		Carlo BOTTIGLIERI		Yamaha YZF R1 - TMT RACING		
IDEAL LAP TIME : 58.362		BEST LAP TIME : 58.853		DIFFERENCE : 0.491		
LAP	SECTOR 1	SECTOR 2	LAP TIME	MPH	DIFF	TIME OF DAY
1 -		24.417	1:10.304	61.85	11.451	17:51:17.910
2 -	36.248	23.242	59.490	73.09	0.637	17:52:17.400
3 -	36.145	22.779	58.924 (3)	73.80	0.071	17:53:16.324
4 -	36.126	22.795	58.921 (2)	73.80	0.068	17:54:15.245
5 -	36.168	23.207	59.375	73.23	0.522	17:55:14.620
6 -	36.145	23.066	59.211	73.44	0.358	17:56:13.831
7 -	35.583	23.270	58.853 (1)	73.88		17:57:12.684
8 -	36.116	23.877	59.993	72.48	1.140	17:58:12.677
9 -	36.478	24.072	1:00.550	71.81	1.697	17:59:13.227

P28 24 E		Mark REYNOLDS		Aprilia MILLE -		
IDEAL LAP TIME : 58.573		BEST LAP TIME : 58.721		DIFFERENCE : 0.148		
LAP	SECTOR 1	SECTOR 2	LAP TIME	MPH	DIFF	TIME OF DAY
1 -		24.062	1:09.192	62.84	10.471	17:51:16.798
2 -	36.248	22.949	59.197 (3)	73.45	0.476	17:52:15.995
3 -	36.244	23.085	59.329	73.29	0.608	17:53:15.324
4 -	36.408	22.981	59.389	73.22	0.668	17:54:14.713
5 -	37.079	23.890	1:00.969	71.32	2.248	17:55:15.682
6 -	35.624	24.021	59.645	72.90	0.924	17:56:15.327
7 -	35.696	23.025	58.721 (1)	74.05		17:57:14.048
8 -	35.783	22.975	58.758 (2)	74.00	0.037	17:58:12.806
9 -	36.643	24.405	1:01.048	71.23	2.327	17:59:13.854

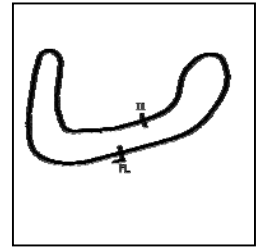
Weather / Track : Cloudy / Dry

Brands Hatch Indy
Circuit Length = 1.2079 miles
Start: 17:50 Flag 17:58 End: 17:59

BMCRC - MRO Championships 2019 - Rnd 9 @ Brands Hatch Indy

BMCRC Thunderbike Extreme & Ultra

RACE 18 - SECTOR ANALYSIS



SECTOR 1 = FL to I1, SECTOR 2 = I1 to FL, DIFF = Difference To Personal Best Lap, P = Crossed Finish Line in Pit Lane, D = Time Disallowed

P29 526 E		Michael ARMANI		Honda CBR600 -		
IDEAL LAP TIME : 59.823		BEST LAP TIME : 1:00.240		DIFFERENCE : 0.417		
LAP	SECTOR 1	SECTOR 2	LAP TIME	MPH	DIFF	TIME OF DAY
1 -		24.563	1:10.498	61.68	10.258	17:51:18.104
2 -	36.751	23.701	1:00.452 (2)	71.93	0.212	17:52:18.556
3 -	36.140	24.100	1:00.240 (1)	72.18		17:53:18.796
4 -	38.202	24.203	1:02.405	69.68	2.165	17:54:21.201
5 -	36.691	24.233	1:00.924	71.37	0.684	17:55:22.125
6 -	36.647	24.188	1:00.835	71.48	0.595	17:56:22.960
7 -	37.258	24.249	1:01.507	70.70	1.267	17:57:24.467
8 -	36.915	23.683	1:00.598 (3)	71.76	0.358	17:58:25.065
9 -	37.131	23.861	1:00.992	71.29	0.752	17:59:26.057

P30 130 E		Fraser GRINSTEAD		Suzuki GSXR 750 SRAD - TRAPDOOR RACING		
IDEAL LAP TIME : 1:00.338		BEST LAP TIME : 1:00.428		DIFFERENCE : 0.090		
LAP	SECTOR 1	SECTOR 2	LAP TIME	MPH	DIFF	TIME OF DAY
1 -		24.291	1:11.456	60.85	11.028	17:51:19.062
2 -	36.780	23.648	1:00.428 (1)	71.96		17:52:19.490
3 -	37.149	23.862	1:01.011	71.27	0.583	17:53:20.501
4 -	37.340	23.710	1:01.050	71.23	0.622	17:54:21.551
5 -	37.448	24.085	1:01.533	70.67	1.105	17:55:23.084
6 -	37.273	24.075	1:01.348	70.88	0.920	17:56:24.432
7 -	37.316	23.952	1:01.268	70.97	0.840	17:57:25.700
8 -	36.848	23.769	1:00.617 (2)	71.73	0.189	17:58:26.317
9 -	36.690	23.930	1:00.620 (3)	71.73	0.192	17:59:26.937

P31 18 E		Stuart ALBON		Honda 954 FIREBLADE -		
IDEAL LAP TIME : 1:04.965		BEST LAP TIME : 1:05.428		DIFFERENCE : 0.463		
LAP	SECTOR 1	SECTOR 2	LAP TIME	MPH	DIFF	TIME OF DAY
1 -		27.060	1:17.632	56.01	12.204	17:51:25.238
2 -	40.980	28.040	1:09.020	63.00	3.592	17:52:34.258
3 -	41.735	25.806	1:07.541	64.38	2.113	17:53:41.799
4 -	40.666	25.714	1:06.380	65.51	0.952	17:54:48.179
5 -	40.621	25.444	1:06.065 (3)	65.82	0.637	17:55:54.244
6 -	40.781	26.204	1:06.985	64.91	1.557	17:57:01.229
7 -	39.521	25.925	1:05.446 (2)	66.44	0.018	17:58:06.675
8 -	39.597	25.831	1:05.428 (1)	66.46		17:59:12.103

P32 212 E		Tim BENNETT		Yamaha R1 - www.maxpowerracing.uk		
IDEAL LAP TIME : 1:04.885		BEST LAP TIME : 1:05.433		DIFFERENCE : 0.548		
LAP	SECTOR 1	SECTOR 2	LAP TIME	MPH	DIFF	TIME OF DAY
1 -		27.620	1:19.041	55.01	13.608	17:51:26.647
2 -	40.889	27.130	1:08.019	63.93	2.586	17:52:34.666
3 -	39.990	26.211	1:06.201 (3)	65.68	0.768	17:53:40.867
4 -	39.679	26.641	1:06.320	65.57	0.887	17:54:47.187
5 -	40.034	26.565	1:06.599	65.29	1.166	17:55:53.786
6 -	41.205	27.415	1:08.620	63.37	3.187	17:57:02.406
7 -	40.032	25.811	1:05.843 (2)	66.04	0.410	17:58:08.249
8 -	39.074	26.359	1:05.433 (1)	66.45		17:59:13.682

Weather / Track : Cloudy / Dry

Brands Hatch Indy
Circuit Length = 1.2079 miles
Start: 17:50 Flag 17:58 End: 17:59

BMCRC - MRO Championships 2019 - Rnd 9 @ Brands Hatch Indy

BMCRC Thunderbike Extreme & Ultra

RACE 18 - BEST SECTORS

SECTOR 1			SECTOR 2			IDEAL / BEST COMPARISON						
POS	NO	NAME	TIME	NO	NAME	TIME	POS	NO	NAME	IDEAL	BEST	DIFF
1	143	PALMER	29.404	140	PATMORE	19.490	1	140	PATMORE	48.928	48.928	0.000
2	140	PATMORE	29.438	143	PALMER	19.558	2	143	PALMER	48.962	48.991	0.029
3	258	FRIEND	30.246	258	FRIEND	19.975	3	258	FRIEND	50.221	50.358	0.137
4	76	BYARD	30.371	76	BYARD	20.076	4	76	BYARD	50.447	50.447	0.000
5	5	KILLWORTH	30.398	5	KILLWORTH	20.136	5	5	KILLWORTH	50.534	50.599	0.065
6	40	SHELVEY	30.474	40	SHELVEY	20.244	6	40	SHELVEY	50.718	50.788	0.070
7	53	MILLS	30.685	188	DINSMORE	20.386	7	53	MILLS	51.153	51.382	0.229
8	82	HINNELLS	30.925	53	MILLS	20.468	8	82	HINNELLS	51.415	51.415	0.000
9	73	MACRAE	31.073	82	HINNELLS	20.490	9	73	MACRAE	51.831	51.831	0.000
10	90	WATSON	31.309	78	THOMAS	20.622	10	90	WATSON	52.038	52.038	0.000
11	78	THOMAS	31.712	55	HODGINS	20.679	11	78	THOMAS	52.334	52.622	0.288
12	16	WREN	31.842	90	WATSON	20.729	12	188	DINSMORE	52.371	52.713	0.342
13	117	STAGG	31.852	97	ANSELL	20.751	13	55	HODGINS	52.616	52.633	0.017
14	97	ANSELL	31.919	73	MACRAE	20.758	14	16	WREN	52.619	52.778	0.159
15	55	HODGINS	31.937	16	WREN	20.777	15	97	ANSELL	52.670	52.758	0.088
16	188	DINSMORE	31.985	117	STAGG	20.910	16	117	STAGG	52.762	52.965	0.203
17	731	LEWIN	32.179	22	MAY	21.456	17	731	LEWIN	53.736	53.822	0.086
18	115	MCFARLANE	32.353	731	LEWIN	21.557	18	22	MAY	53.848	53.848	0.000
19	22	MAY	32.392	115	MCFARLANE	21.619	19	115	MCFARLANE	53.972	53.972	0.000
20	31	SANDERSON	33.726	228	EMERSON	21.730	20	228	EMERSON	55.499	55.632	0.133
21	228	EMERSON	33.769	86	LEFT	22.193	21	86	LEFT	56.075	56.075	0.000
22	86	LEFT	33.882	171	GIBBS	22.246	22	31	SANDERSON	56.248	56.361	0.113
23	373	PRICE	34.053	31	SANDERSON	22.522	23	171	GIBBS	56.663	56.663	0.000
24	48	FUNNEL	34.120	46	DRAPER	22.658	24	48	FUNNEL	56.874	56.874	0.000
25	171	GIBBS	34.417	48	FUNNEL	22.754	25	373	PRICE	57.053	57.053	0.000
26	46	DRAPER	34.714	133	BOTTIGLIERI	22.779	26	46	DRAPER	57.372	57.652	0.280
27	133	BOTTIGLIERI	35.583	24	REYNOLDS	22.949	27	133	BOTTIGLIERI	58.362	58.853	0.491
28	24	REYNOLDS	35.624	373	PRICE	23.000	28	24	REYNOLDS	58.573	58.721	0.148
29	526	ARMANI	36.140	130	GRINSTEAD	23.648	29	526	ARMANI	59.823	1:00.240	0.417
30	130	GRINSTEAD	36.690	526	ARMANI	23.683	30	130	GRINSTEAD	1:00.338	1:00.428	0.090
31	212	BENNETT	39.074	18	ALBON	25.444	31	212	BENNETT	1:04.885	1:05.433	0.548
32	18	ALBON	39.521	212	BENNETT	25.811	32	18	ALBON	1:04.965	1:05.428	0.463

Weather / Track : Cloudy / Dry

Results can be found at www.tsl-timing.com

Brands Hatch Indy
Circuit Length = 1.2079 miles
Start: 17:50 Flag 17:58 End: 17:59

Printed - 18:23 Saturday, 05 October 2019

BMCRC - MRO Championships 2019 - Rnd 9 @ Brands Hatch Indy

BMCRC Thunderbike Extreme & Ultra

RACE 18 - STATISTICS

Competitors Started 32
Planned Start 2019-10-05 @ 17:50:00.000
Actual Start 2019-10-05 @ 17:50:07.605
Finish Time 2019-10-05 @ 17:58:33.439
Track Length 1.2079mi.
Total Laps 302
Total Distance Covered 364.7995mi.

Session Fastest Lap History

NO	CL	NAME	LAP TIME	TIME OF DAY	LAP	VEHICLE
140	U	Aiden PATMORE	49.772	17:51:53.573	2	Yamaha R1
140	U	Aiden PATMORE	49.436	17:52:43.008	3	Yamaha R1
140	U	Aiden PATMORE	49.109	17:54:22.055	5	Yamaha R1
143	U	Steve PALMER	48.991	17:54:22.634	5	Suzuki GSXR1000 K6
140	U	Aiden PATMORE	48.928	17:57:40.649	9	Yamaha R1

Session Leader History

NO	CL	NAME	FROM LAP	LAPS LED	DISTANCE	VEHICLE
140	U	Aiden PATMORE	1	9	10.87 miles	Yamaha R1
143	U	Steve PALMER	10	1	1.20 miles	Suzuki GSXR1000 K6

Flag History

TYPE	TIME OF DAY
GREEN	17:50:07.605
FINISH	17:58:33.439

Flag Statistics

TYPE	COUNT	TOTAL LAPS	TOTAL TIME
Green	1	10	9:29.389
Red	0	0	0.000
Safety Car	0	0	0.000
FCY	0	0	0.000

Weather / Track : Cloudy / Dry

These results are provisional until the conclusion of any judicial and technical matters.

Brands Hatch Indy

Circuit Length = 1.2079 miles

Start: 17:50 Flag 17:58 End: 17:59

Clerk Of Course :		Timekeeper :
-------------------	--	--------------

BMCRC - MRO Championships 2019 - Rnd 9 @ Brands Hatch Indy

BMCRC Thunderbike Extreme & Ultra

RACE 18 - STATISTICS

CLASS : U

11 Starters

Fastest Lap History

NO	NAME	LAP TIME	TIME OF DAY	LAP	VEHICLE
140	Aiden PATMORE	49.772	17:51:53.573	2	Yamaha R1
140	Aiden PATMORE	49.436	17:52:43.008	3	Yamaha R1
140	Aiden PATMORE	49.109	17:54:22.055	5	Yamaha R1
143	Steve PALMER	48.991	17:54:22.634	5	Suzuki GSXR1000 K6
140	Aiden PATMORE	48.928	17:57:40.649	9	Yamaha R1

Leader History

NO	NAME	FROM LAP	LAPS LED	DISTANCE	VEHICLE
143	Steve PALMER	1	10	12.07 miles	Suzuki GSXR1000 K6

Weather / Track : Cloudy / Dry

These results are provisional until the conclusion of any judicial and technical matters.

Brands Hatch Indy

Circuit Length = 1.2079 miles

Start: 17:50 Flag 17:58 End: 17:59

Clerk Of Course :

Timekeeper :

BMCRC - MRO Championships 2019 - Rnd 9 @ Brands Hatch Indy

BMCRC Thunderbike Extreme & Ultra

RACE 18 - STATISTICS

CLASS : E

21 Starters

Fastest Lap History

NO	NAME	LAP TIME	TIME OF DAY	LAP	VEHICLE
73	Luke MACRAE	51.831	17:51:58.214	2	Yamaha R6
40	David SHELVEY	51.553	17:51:58.330	2	Suzuki GSXR 600 K1
40	David SHELVEY	51.238	17:52:49.568	3	Suzuki GSXR 600 K1
40	David SHELVEY	50.788	17:53:40.356	4	Suzuki GSXR 600 K1

Leader History

NO	NAME	FROM LAP	LAPS LED	DISTANCE	VEHICLE
40	David SHELVEY	1	10	12.07 miles	Suzuki GSXR 600 K1

Weather / Track : Cloudy / Dry

These results are provisional until the conclusion of any judicial and technical matters.

Brands Hatch Indy

Circuit Length = 1.2079 miles

Start: 17:50 Flag 17:58 End: 17:59

Clerk Of Course :

Timekeeper :

BMCRC - MRO Championships 2019 - Rnd 9 @ Brands Hatch Indy



BMCRC Thunderbike Extreme & Ultra

RACE 7 - GRID (12 Laps)

ROW 12	36	101	Glen TRIPP	35	58	Michael ALLEN	34	51	Michael HOGARTH	
ROW 11		33	12	Russell TAYLOR	32	212	Tim BENNETT	31	18	Stuart ALBON
ROW 10		30	130	Fraser GRINSTEAD	29	526	Michael ARMANI	28	133	Carlo BOTTIGLIERI
ROW 9		27	24	Mark REYNOLDS	26	46	Adrian DRAPER	25	373	Robert PRICE
ROW 8		24	48	Peter FUNNELL	23	171	Daniel GIBBS	22	31	Pete SANDERSON
ROW 7		21	86	Jonathan LEFT	20	228	Clive EMERSON	19	115	Sam MCFARLANE
ROW 6		18	22	Matthew MAY	17	731	Vincent LEWIN	16	117	Raymond STAGG
ROW 5		15	16	Matthew WREN	14	97	Edward ANSELL	13	188	Cecil DINSMORE
ROW 4		12	55	Nick HODGINS	11	78	Jamie THOMAS	10	90	Edward WATSON
ROW 3		9	73	Luke MACRAE	8	82	Matt HINNELLS	7	53	Patrick MILLS
ROW 2		6	40	David SHELVEY	5	5	Stacey KILLWORTH	4	76	Jason BYARD
ROW 1		3	258	Ande FRIEND	2	143	Steve PALMER	1	140	Aiden PATMORE

Pole

Brands Hatch Indy
Circuit Length = 1.2079 miles

These results are provisional until the conclusion of any judicial and technical matters.

Clerk Of Course :	Steward :	Timekeeper :
-------------------	-----------	--------------

Results can be found at www.tsl-timing.com

Printed - 18:22 Saturday, 05 October 2019



BMCRC - MRO Championships 2019 - Rnd 9 @ Brands Hatch Indy

BMCRC Thunderbike Extreme & Ultra

RACE 7 - CLASSIFICATION

POS	NO	CL	PIC NAME	ENTRY	LAPS	TIME	GAP	DIFF	MPH	BEST	ON
1	143	U	1 Steve PALMER	Suzuki GSXR1000 K6 - 4C8/Mk1 Transit racing	9	7:46.498			83.89	50.067	5
2	140	U	2 Aiden PATMORE	Yamaha R1 - TBR Performance/NW Roofing	9	7:48.425	1.927	1.927	83.55	50.735	8
3	5	U	3 Stacey KILLWORTH	Ducati 1098 - BK/Evens	9	7:52.301	5.803	3.876	82.86	51.039	3
4	258	U	4 Ande FRIEND	Kawasaki ZX10R - Flying colours Motorcycle Trainir	9	8:08.855	22.357	16.554	80.05	53.072	7
5	78	U	5 Jamie THOMAS	Suzuki GSXR 1000 - Team RubyRacing	9	8:17.375	30.877	8.520	78.68	53.264	8
6	73	E	1 Luke MACRAE	Yamaha R6 - MacRae & Co Racing	9	8:18.602	32.104	1.227	78.49	54.196	8
7	97	E	2 Edward ANSELL	Yamaha R6 - E a Ansell contractors	9	8:19.860	33.362	1.258	78.29	53.646	7
8	188	U	6 Cecil DINSMORE	Suzuki GSXR 1000 - KnC Racing	9	8:23.405	36.907	3.545	77.74	53.918	9
9	117	E	3 Raymond STAGG	Suzuki K2 750 -	9	8:28.935	42.437	5.530	76.90	55.068	7
10	16	U	7 Matthew WREN	Suzuki GSXR - TBR performance	9	8:29.098	42.600	0.163	76.87	54.727	7
11	90	E	4 Edward WATSON	Yamaha R6 - Motorsportdays.com TEA Time Racinq	9	8:29.145	42.647	0.047	76.86	55.000	7
12	55	E	5 Nick HODGINS	Suzuki GSXR 750 - Sam Saunders Racing	9	8:36.098	49.600	6.953	75.83	55.308	8
13	86	U	8 Jonathan LEFT	Suzuki GSXR 750 - JRL Design Solutions Ltd	8	7:48.563	1 Lap	1 Lap	74.24	56.514	5
14	228	E	6 Clive EMERSON	Honda CBR900RRW -	8	7:49.912	1 Lap	1.349	74.03	57.327	3
15	31	E	7 Pete SANDERSON	Suzuki GSXR750 - #sellingeverythingtorace	8	7:53.838	1 Lap	3.926	73.41	57.406	6
16	22	E	8 Matthew MAY	Honda CBR600F3 - Tliehurst Glass Racing	8	8:06.104	1 Lap	12.266	71.56	58.654	7
17	171	E	9 Daniel GIBBS	Suzuki GSXR 750 Y - Thomas Racing	8	8:08.866	1 Lap	2.762	71.16	59.086	6
18	46	E	10 Adrian DRAPER	Suzuki GSXR 750 - droopy racing uk	8	8:09.624	1 Lap	0.758	71.05	59.311	6
19	24	E	11 Mark REYNOLDS	Aprilia MILLE -	8	8:09.772	1 Lap	0.148	71.03	58.508	7
20	6	U	9 Andrew FIRTH	Suzuki SV650 - LTRmotorcycles.co.uk	8	8:13.301	1 Lap	3.529	70.52	59.178	8
21	373	E	12 Robert PRICE	Suzuki GSXR -	8	8:15.865	1 Lap	2.564	70.15	59.265	5
22	48	E	13 Peter FUNNELL	Honda 929 - Bear faced clothing	8	8:16.274	1 Lap	0.409	70.10	59.926	5
23	133	E	14 Carlo BOTTIGLIERI	Yamaha YZF R1 - TMT RACING	8	8:35.370	1 Lap	19.096	67.50	1:02.284	3
24	101	E	15 Glen TRIPP	Honda CBR 600FW - yaki too racing any help would	8	8:43.432	1 Lap	8.062	66.46	1:02.443	4
25	18	E	16 Stuart ALBON	Honda 954 FIREBLADE -	7	7:58.838	2 Laps	1 Lap	63.57	1:05.041	7
26	212	E	17 Tim BENNETT	Yamaha R1 - www.maxpowerracing.uk	7	8:16.776	2 Laps	17.938	61.27	1:07.508	6

NOT CLASSIFIED

DNF	51	E	Michael HOGARTH	Honda SP1 RC-51 - WHR Racing	7	6:47.326	2 Laps		74.73	55.244	5
DNF	40	E	David SHELVEY	Suzuki GSXR 600 K1 - ymark.com	0						

FASTEST LAP

	143	U	Steve PALMER	Suzuki GSXR1000 K6 - 4C8/Mk1 Transit racing	5	50.067			86.85 mph	139.78 kph	
	97	E	Edward ANSELL	Yamaha R6 - E a Ansell contractors	7	53.646			81.06 mph	130.45 kph	

Class U - 92.5% of Race Speed = 77.59 mph

Class E - 92.5% of Race Speed = 72.60 mph

Brands Hatch Indy

Circuit Length = 1.2079 miles

Start: 12:52 Flag 13:00 End: 13:01

Weather / Track : Cloudy / Wet

These results are provisional until the conclusion of any judicial and technical matters.

Clerk Of Course :	Steward :	Timekeeper :

Results can be found at www.tsl-timing.com

Printed - 13:03 Sunday, 06 October 2019



BMCRC - MRO Championships 2019 - Rnd 9 @ Brands Hatch Indy

BMCRC Thunderbike Extreme & Ultra

RACE 7 - LAP CHART

LAP 1 @ 12:53:47.394

NO	BEHIND	LAP TIME
143		58.085
140	0.388	58.473
5	0.519	58.604
258	2.091	1:00.176
73	3.130	1:01.215
90	4.643	1:02.728
78	4.772	1:02.857
188	5.438	1:03.523
117	5.802	1:03.887
97	6.181	1:04.266
16	6.887	1:04.972
228	7.661	1:05.746
86	8.540	1:06.625
31	9.682	1:07.767
55	9.744	1:07.829
51	10.282	1:08.367
171	10.666	1:08.751
22	11.847	1:09.932
48	12.561	1:10.646
46	12.713	1:10.798
133	13.296	1:11.381
24	13.454	1:11.539
373	13.895	1:11.980
6	14.284	1:12.369
18	21.419	1:19.504
101	21.716	1:19.801
212	24.154	1:22.239

LAP 2 @ 12:54:38.290

NO	BEHIND	LAP TIME
143		50.896
140	0.565	51.073
5	0.988	51.365
258	4.636	53.441
73	7.141	54.907
78	9.208	55.332
90	9.338	55.591
188	10.207	55.665
117	10.542	55.636
97	10.901	55.616
16	12.236	56.245
228	14.666	57.901
86	15.228	57.584
55	16.024	57.176
51	16.798	57.412
31	17.019	58.233
171	19.517	59.747
22	21.411	1:00.460
46	21.834	1:00.017
48	22.647	1:00.982
24	25.240	1:02.682
133	25.662	1:03.262
6	25.780	1:02.392
373	26.120	1:03.121
101	35.912	1:05.092
18	38.417	1:07.894
212	44.674	1:11.416

LAP 3 @ 12:55:28.451

NO	BEHIND	LAP TIME
143		50.161

140	1.263	50.859
5	1.866	51.039
258	7.593	53.118
73	11.480	54.500
78	13.370	54.323
90	14.649	55.472
188	15.102	55.056
117	15.537	55.156
97	15.843	55.103
16	17.505	55.430
228	21.832	57.327
55	22.670	56.807
86	23.580	58.513
51	23.827	57.190
31	25.223	58.365
171	30.084	1:00.728
22	31.111	59.861
46	31.430	59.757
48	32.710	1:00.224
24	34.097	59.018
6	35.853	1:00.234
133	37.785	1:02.284
373	38.012	1:02.053
101	49.543	1:03.792

LAP 4 @ 12:56:19.375

NO	BEHIND	LAP TIME
143		50.924
140	1.457	51.118
5	3.026	52.084
18	1 Lap	1:06.845
258	10.399	53.730
212	1 Lap	1:09.489
73	14.999	54.443
78	16.281	53.835
188	19.329	55.151
90	19.352	55.627
97	19.634	54.715
117	20.722	56.109
16	21.395	54.814
55	28.621	56.875
228	28.940	58.032
51	29.724	56.821
86	30.327	57.671
31	32.316	58.017
171	39.901	1:00.741
22	40.447	1:00.260
46	40.933	1:00.427
48	42.380	1:00.594
24	43.045	59.872
6	44.717	59.788
373	47.329	1:00.241
133	49.153	1:02.292

LAP 5 @ 12:57:09.442

NO	BEHIND	LAP TIME
143		50.067
140	3.325	51.935
5	4.432	51.473
101	1 Lap	1:02.443
258	14.518	54.186
18	1 Lap	1:06.483
78	20.741	54.527
73	20.904	55.972

97	24.764	55.197
90	25.485	56.200
188	25.752	56.490
117	25.871	55.216
16	27.049	55.721
212	1 Lap	1:08.308
55	34.103	55.549
51	34.901	55.244
228	36.395	57.522
86	36.774	56.514
31	40.914	58.665
22	49.475	59.095
171	49.755	59.921
46	50.431	59.565

LAP 6 @ 12:58:01.155

NO	BEHIND	LAP TIME
143		51.713
48	1 Lap	59.926
24	1 Lap	1:00.170
6	1 Lap	59.411
140	3.026	51.414
5	4.652	51.933
373	1 Lap	59.265
133	1 Lap	1:02.561
258	16.406	53.601
101	1 Lap	1:02.489
78	22.887	53.859
73	23.487	54.296
97	26.765	53.714
188	29.049	55.010
90	29.768	55.996
117	30.422	56.264
16	31.180	55.844
18	1 Lap	1:06.345
55	37.798	55.408
51	38.848	55.660
228	42.181	57.499
86	42.536	57.475
31	46.607	57.406
212	1 Lap	1:10.169

LAP 7 @ 12:58:52.761

NO	BEHIND	LAP TIME
143		51.606
140	3.334	51.914
5	4.723	51.677
22	1 Lap	58.739
171	1 Lap	59.086
46	1 Lap	59.311
48	1 Lap	1:00.304
24	1 Lap	59.444
6	1 Lap	59.899
373	1 Lap	59.701
258	17.872	53.072
133	1 Lap	1:03.942
78	26.401	55.120
73	26.622	54.741
97	28.805	53.646
188	31.879	54.436
101	1 Lap	1:02.923
90	33.162	55.000
117	33.884	55.068
16	34.301	54.727

55	41.732	55.540
51	43.874	56.632
228	48.342	57.767
86	48.547	57.617
18	1 Lap	1:06.726

LAP 8 @ 12:59:43.825

NO	BEHIND	LAP TIME
143		51.064
31	1 Lap	57.578
140	3.005	50.735
5	5.401	51.742
22	1 Lap	58.654
171	1 Lap	59.652
212	2 Laps	1:07.508
46	1 Lap	59.317
24	1 Lap	58.508
6	1 Lap	1:00.030
258	19.889	53.081
48	1 Lap	1:01.832
373	1 Lap	59.901
78	28.601	53.264
73	29.754	54.196
97	31.539	53.798
188	34.971	54.156
133	1 Lap	1:04.396
90	37.520	55.422
117	38.025	55.205
16	38.441	55.204
101	1 Lap	1:02.749
55	45.976	55.308

LAP 9 @ 13:00:35.807

NO	BEHIND	LAP TIME
143		51.982
140	1.927	50.904
86	1 Lap	56.564
228	1 Lap	58.118
5	5.803	52.384
31	1 Lap	57.807
18	2 Laps	1:05.041
22	1 Lap	59.103
258	22.357	54.450
171	1 Lap	1:00.240
46	1 Lap	1:00.432
24	1 Lap	58.539
6	1 Lap	59.178
373	1 Lap	59.603
48	1 Lap	1:01.766
212	2 Laps	1:07.647
78	30.877	54.258
73	32.104	54.332
97	33.362	53.805
188	36.907	53.918
117	42.437	56.394
16	42.600	56.141
90	42.647	57.109
133	1 Lap	1:05.252
55	49.600	55.606
101	1 Lap	1:04.143

Brands Hatch Indy

Circuit Length = 1.2079 miles

Start: 12:52 Flag 13:00 End: 13:01

Weather / Track : Cloudy / Wet

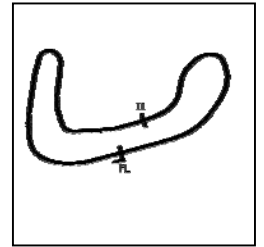
Results can be found at www.tsl-timing.com

Printed - 13:07 Sunday, 06 October 2019

BMCRC - MRO Championships 2019 - Rnd 9 @ Brands Hatch Indy

BMCRC Thunderbike Extreme & Ultra

RACE 7 - SECTOR ANALYSIS



SECTOR 1 = FL to I1, SECTOR 2 = I1 to FL, DIFF = Difference To Personal Best Lap, P = Crossed Finish Line in Pit Lane, D = Time Disallowed

P1 143 U		Steve PALMER		Suzuki GSXR1000 K6 - 4C8/Mk1 Transit racing		
IDEAL LAP TIME : 50.048		BEST LAP TIME : 50.067		DIFFERENCE : 0.019		
LAP	SECTOR 1	SECTOR 2	LAP TIME	MPH	DIFF	TIME OF DAY
1 -		20.207	58.085	74.86	8.018	12:53:47.394
2 -	31.091	19.805	50.896 (3)	85.44	0.829	12:54:38.290
3 -	30.438	19.723	50.161 (2)	86.69	0.094	12:55:28.451
4 -	30.895	20.029	50.924	85.39	0.857	12:56:19.375
5 -	30.457	19.610	50.067 (1)	86.85		12:57:09.442
6 -	31.423	20.290	51.713	84.09	1.646	12:58:01.155
7 -	31.678	19.928	51.606	84.26	1.539	12:58:52.761
8 -	31.185	19.879	51.064	85.15	0.997	12:59:43.825
9 -	32.066	19.916	51.982	83.65	1.915	13:00:35.807

P2 140 U		Aiden PATMORE		Yamaha R1 - TBR Performance/NW Roofing		
IDEAL LAP TIME : 50.508		BEST LAP TIME : 50.735		DIFFERENCE : 0.227		
LAP	SECTOR 1	SECTOR 2	LAP TIME	MPH	DIFF	TIME OF DAY
1 -		20.352	58.473	74.36	7.738	12:53:47.782
2 -	31.349	19.724	51.073	85.14	0.338	12:54:38.855
3 -	30.815	20.044	50.859 (2)	85.50	0.124	12:55:29.714
4 -	30.929	20.189	51.118	85.06	0.383	12:56:20.832
5 -	32.002	19.933	51.935	83.73	1.200	12:57:12.767
6 -	31.308	20.106	51.414	84.58	0.679	12:58:04.181
7 -	31.678	20.236	51.914	83.76	1.179	12:58:56.095
8 -	30.784	19.951	50.735 (1)	85.71		12:59:46.830
9 -	31.135	19.769	50.904 (3)	85.42	0.169	13:00:37.734

P3 5 U		Stacey KILLWORTH		Ducati 1098 - BK/Everns		
IDEAL LAP TIME : 50.813		BEST LAP TIME : 51.039		DIFFERENCE : 0.226		
LAP	SECTOR 1	SECTOR 2	LAP TIME	MPH	DIFF	TIME OF DAY
1 -		20.321	58.604	74.20	7.565	12:53:47.913
2 -	31.574	19.791	51.365 (2)	84.66	0.326	12:54:39.278
3 -	31.022	20.017	51.039 (1)	85.20		12:55:30.317
4 -	31.729	20.355	52.084	83.49	1.045	12:56:22.401
5 -	31.390	20.083	51.473 (3)	84.48	0.434	12:57:13.874
6 -	31.789	20.144	51.933	83.73	0.894	12:58:05.807
7 -	31.611	20.066	51.677	84.14	0.638	12:58:57.484
8 -	31.547	20.195	51.742	84.04	0.703	12:59:49.226
9 -	31.873	20.511	52.384	83.01	1.345	13:00:41.610

P4 258 U		Ande FRIEND		Kawasaki ZX10R - Flying colours Motorcycle Training		
IDEAL LAP TIME : 52.684		BEST LAP TIME : 53.072		DIFFERENCE : 0.388		
LAP	SECTOR 1	SECTOR 2	LAP TIME	MPH	DIFF	TIME OF DAY
1 -		20.938	1:00.176	72.26	7.104	12:53:49.485
2 -	32.669	20.772	53.441	81.37	0.369	12:54:42.926
3 -	32.488	20.630	53.118 (3)	81.86	0.046	12:55:36.044
4 -	32.219	21.511	53.730	80.93	0.658	12:56:29.774
5 -	33.273	20.913	54.186	80.25	1.114	12:57:23.960
6 -	32.961	20.640	53.601	81.12	0.529	12:58:17.561
7 -	32.182	20.890	53.072 (1)	81.93		12:59:10.633
8 -	32.054	21.027	53.081 (2)	81.92	0.009	13:00:03.714
9 -	33.399	21.051	54.450	79.86	1.378	13:00:58.164

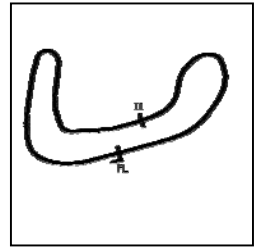
Weather / Track : Cloudy / Wet

Brands Hatch Indy
Circuit Length = 1.2079 miles
Start: 12:52 Flag 13:00 End: 13:01

BMCRC - MRO Championships 2019 - Rnd 9 @ Brands Hatch Indy

BMCRC Thunderbike Extreme & Ultra

RACE 7 - SECTOR ANALYSIS



SECTOR 1 = FL to I1, SECTOR 2 = I1 to FL, DIFF = Difference To Personal Best Lap, P = Crossed Finish Line in Pit Lane, D = Time Disallowed

P5 78 U		Jamie THOMAS		Suzuki GSXR 1000 - Team RubyRacing			
IDEAL LAP TIME : 53.264		BEST LAP TIME : 53.264		DIFFERENCE : 0.000			
LAP	SECTOR 1	SECTOR 2	LAP TIME	MPH	DIFF	TIME OF DAY	
1 -		21.324	1:02.857	69.18	9.593	12:53:52.166	
2 -	34.135	21.197	55.332	78.59	2.068	12:54:47.498	
3 -	33.247	21.076	54.323	80.05	1.059	12:55:41.821	
4 -	32.882	20.953	53.835 (2)	80.77	0.571	12:56:35.656	
5 -	33.361	21.166	54.527	79.75	1.263	12:57:30.183	
6 -	32.839	21.020	53.859 (3)	80.74	0.595	12:58:24.042	
7 -	34.073	21.047	55.120	78.89	1.856	12:59:19.162	
8 -	32.492	20.772	53.264 (1)	81.64		13:00:12.426	
9 -	33.130	21.128	54.258	80.14	0.994	13:01:06.684	

P6 73 E		Luke MACRAE		Yamaha R6 - MacRae & Co Racing			
IDEAL LAP TIME : 53.997		BEST LAP TIME : 54.196		DIFFERENCE : 0.199			
LAP	SECTOR 1	SECTOR 2	LAP TIME	MPH	DIFF	TIME OF DAY	
1 -		21.479	1:01.215	71.03	7.019	12:53:50.524	
2 -	33.235	21.672	54.907	79.19	0.711	12:54:45.431	
3 -	32.868	21.632	54.500	79.79	0.304	12:55:39.931	
4 -	32.952	21.491	54.443	79.87	0.247	12:56:34.374	
5 -	34.415	21.557	55.972	77.69	1.776	12:57:30.346	
6 -	32.937	21.359	54.296 (2)	80.09	0.100	12:58:24.642	
7 -	33.300	21.441	54.741	79.43	0.545	12:59:19.383	
8 -	33.030	21.166	54.196 (1)	80.23		13:00:13.579	
9 -	32.831	21.501	54.332 (3)	80.03	0.136	13:01:07.911	

P7 97 E		Edward ANSELL		Yamaha R6 - E a Ansell contractors			
IDEAL LAP TIME : 53.404		BEST LAP TIME : 53.646		DIFFERENCE : 0.242			
LAP	SECTOR 1	SECTOR 2	LAP TIME	MPH	DIFF	TIME OF DAY	
1 -		21.679	1:04.266	67.66	10.620	12:53:53.575	
2 -	34.293	21.323	55.616	78.18	1.970	12:54:49.191	
3 -	34.054	21.049	55.103	78.91	1.457	12:55:44.294	
4 -	33.958	20.757	54.715	79.47	1.069	12:56:39.009	
5 -	34.046	21.151	55.197	78.78	1.551	12:57:34.206	
6 -	32.980	20.734	53.714 (2)	80.95	0.068	12:58:27.920	
7 -	32.937	20.709	53.646 (1)	81.06		12:59:21.566	
8 -	32.695	21.103	53.798 (3)	80.83	0.152	13:00:15.364	
9 -	32.858	20.947	53.805	80.82	0.159	13:01:09.169	

P8 188 U		Cecil DINSMORE		Suzuki GSXR 1000 - KnC Racing			
IDEAL LAP TIME : 53.756		BEST LAP TIME : 53.918		DIFFERENCE : 0.162			
LAP	SECTOR 1	SECTOR 2	LAP TIME	MPH	DIFF	TIME OF DAY	
1 -		21.766	1:03.523	68.45	9.605	12:53:52.832	
2 -	34.168	21.497	55.665	78.12	1.747	12:54:48.497	
3 -	33.943	21.113	55.056	78.98	1.138	12:55:43.553	
4 -	34.012	21.139	55.151	78.84	1.233	12:56:38.704	
5 -	33.830	22.660	56.490	76.98	2.572	12:57:35.194	
6 -	33.963	21.047	55.010	79.05	1.092	12:58:30.204	
7 -	32.877	21.559	54.436 (3)	79.88	0.518	12:59:24.640	
8 -	32.782	21.374	54.156 (2)	80.29	0.238	13:00:18.796	
9 -	32.709	21.209	53.918 (1)	80.65		13:01:12.714	

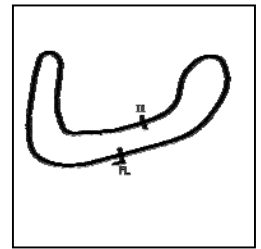
Weather / Track : Cloudy / Wet

Brands Hatch Indy
Circuit Length = 1.2079 miles
Start: 12:52 Flag 13:00 End: 13:01

BMCRC - MRO Championships 2019 - Rnd 9 @ Brands Hatch Indy

BMCRC Thunderbike Extreme & Ultra

RACE 7 - SECTOR ANALYSIS



SECTOR 1 = FL to I1, SECTOR 2 = I1 to FL, DIFF = Difference To Personal Best Lap, P = Crossed Finish Line in Pit Lane, D = Time Disallowed

P9 117 E		Raymond STAGG		Suzuki K2 750 -		
IDEAL LAP TIME : 55.038		BEST LAP TIME : 55.068		DIFFERENCE : 0.030		
LAP	SECTOR 1	SECTOR 2	LAP TIME	MPH	DIFF	TIME OF DAY
1 -		21.916	1:03.887	68.06	8.819	12:53:53.196
2 -	34.105	21.531	55.636	78.16	0.568	12:54:48.832
3 -	33.828	21.328	55.156 (2)	78.84	0.088	12:55:43.988
4 -	34.444	21.665	56.109	77.50	1.041	12:56:40.097
5 -	33.910	21.306	55.216	78.75	0.148	12:57:35.313
6 -	34.371	21.893	56.264	77.28	1.196	12:58:31.577
7 -	33.858	21.210	55.068 (1)	78.96		12:59:26.645
8 -	33.985	21.220	55.205 (3)	78.77	0.137	13:00:21.850
9 -	34.533	21.861	56.394	77.11	1.326	13:01:18.244

P10 16 U		Matthew WREN		Suzuki GSXR - TBR performance		
IDEAL LAP TIME : 54.545		BEST LAP TIME : 54.727		DIFFERENCE : 0.182		
LAP	SECTOR 1	SECTOR 2	LAP TIME	MPH	DIFF	TIME OF DAY
1 -		21.964	1:04.972	66.93	10.245	12:53:54.281
2 -	35.041	21.204	56.245	77.31	1.518	12:54:50.526
3 -	34.428	21.002	55.430	78.45	0.703	12:55:45.956
4 -	34.170	20.644	54.814 (2)	79.33	0.087	12:56:40.770
5 -	33.992	21.729	55.721	78.04	0.994	12:57:36.491
6 -	34.297	21.547	55.844	77.87	1.117	12:58:32.335
7 -	33.901	20.826	54.727 (1)	79.45		12:59:27.062
8 -	34.449	20.755	55.204 (3)	78.77	0.477	13:00:22.266
9 -	34.458	21.683	56.141	77.45	1.414	13:01:18.407

P11 90 E		Edward WATSON		Yamaha R6 - Motorsportdays.com TEA Time Racing		
IDEAL LAP TIME : 55.000		BEST LAP TIME : 55.000		DIFFERENCE : 0.000		
LAP	SECTOR 1	SECTOR 2	LAP TIME	MPH	DIFF	TIME OF DAY
1 -		21.780	1:02.728	69.32	7.728	12:53:52.037
2 -	33.920	21.671	55.591	78.22	0.591	12:54:47.628
3 -	33.944	21.528	55.472 (3)	78.39	0.472	12:55:43.100
4 -	34.177	21.450	55.627	78.17	0.627	12:56:38.727
5 -	34.603	21.597	56.200	77.37	1.200	12:57:34.927
6 -	34.590	21.406	55.996	77.65	0.996	12:58:30.923
7 -	33.685	21.315	55.000 (1)	79.06		12:59:25.923
8 -	33.873	21.549	55.422 (2)	78.46	0.422	13:00:21.345
9 -	34.565	22.544	57.109	76.14	2.109	13:01:18.454

P12 55 E		Nick HODGINS		Suzuki GSXR 750 - Sam Saunders Racing		
IDEAL LAP TIME : 55.296		BEST LAP TIME : 55.308		DIFFERENCE : 0.012		
LAP	SECTOR 1	SECTOR 2	LAP TIME	MPH	DIFF	TIME OF DAY
1 -		22.326	1:07.829	64.11	12.521	12:53:57.138
2 -	35.497	21.679	57.176	76.05	1.868	12:54:54.314
3 -	35.336	21.471	56.807	76.55	1.499	12:55:51.121
4 -	35.108	21.767	56.875	76.45	1.567	12:56:47.996
5 -	34.359	21.190	55.549	78.28	0.241	12:57:43.545
6 -	34.395	21.013	55.408 (2)	78.48	0.100	12:58:38.953
7 -	34.461	21.079	55.540 (3)	78.29	0.232	12:59:34.493
8 -	34.371	20.937	55.308 (1)	78.62		13:00:29.801
9 -	34.515	21.091	55.606	78.20	0.298	13:01:25.407

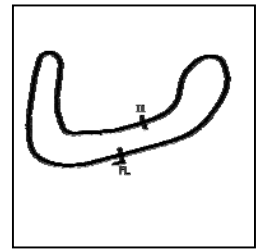
Weather / Track : Cloudy / Wet

Brands Hatch Indy
Circuit Length = 1.2079 miles
Start: 12:52 Flag 13:00 End: 13:01

BMCRC - MRO Championships 2019 - Rnd 9 @ Brands Hatch Indy

BMCRC Thunderbike Extreme & Ultra

RACE 7 - SECTOR ANALYSIS



SECTOR 1 = FL to I1, SECTOR 2 = I1 to FL, DIFF = Difference To Personal Best Lap, P = Crossed Finish Line in Pit Lane, D = Time Disallowed

P13 86 U Jonathan LEFT		Suzuki GSXR 750 - JRL Design Solutions Ltd				
IDEAL LAP TIME : 56.364		BEST LAP TIME : 56.514		DIFFERENCE : 0.150		
LAP	SECTOR 1	SECTOR 2	LAP TIME	MPH	DIFF	TIME OF DAY
1 -		22.202	1:06.625	65.26	10.111	12:53:55.934
2 -	35.518	22.066	57.584	75.51	1.070	12:54:53.518
3 -	36.362	22.151	58.513	74.31	1.999	12:55:52.031
4 -	35.886	21.785	57.671	75.40	1.157	12:56:49.702
5 -	34.677	21.837	56.514 (1)	76.94		12:57:46.216
6 -	35.564	21.911	57.475 (3)	75.66	0.961	12:58:43.691
7 -	35.194	22.423	57.617	75.47	1.103	12:59:41.308
8 -	34.877	21.687	56.564 (2)	76.87	0.050	13:00:37.872

P14 228 E Clive EMERSON		Honda CBR900RRW -				
IDEAL LAP TIME : 57.054		BEST LAP TIME : 57.327		DIFFERENCE : 0.273		
LAP	SECTOR 1	SECTOR 2	LAP TIME	MPH	DIFF	TIME OF DAY
1 -		22.371	1:05.746	66.14	8.419	12:53:55.055
2 -	35.806	22.095	57.901	75.10	0.574	12:54:52.956
3 -	35.386	21.941	57.327 (1)	75.85		12:55:50.283
4 -	35.511	22.521	58.032	74.93	0.705	12:56:48.315
5 -	35.595	21.927	57.522 (3)	75.59	0.195	12:57:45.837
6 -	35.365	22.134	57.499 (2)	75.62	0.172	12:58:43.336
7 -	35.127	22.640	57.767	75.27	0.440	12:59:41.103
8 -	35.915	22.203	58.118	74.82	0.791	13:00:39.221

P15 31 E Pete SANDERSON		Suzuki GSXR750 - #sellingeverythingtorace				
IDEAL LAP TIME : 57.273		BEST LAP TIME : 57.406		DIFFERENCE : 0.133		
LAP	SECTOR 1	SECTOR 2	LAP TIME	MPH	DIFF	TIME OF DAY
1 -		22.794	1:07.767	64.16	10.361	12:53:57.076
2 -	35.608	22.625	58.233	74.67	0.827	12:54:55.309
3 -	35.832	22.533	58.365	74.50	0.959	12:55:53.674
4 -	35.555	22.462	58.017	74.95	0.611	12:56:51.691
5 -	36.040	22.625	58.665	74.12	1.259	12:57:50.356
6 -	34.973	22.433	57.406 (1)	75.75		12:58:47.762
7 -	35.027	22.551	57.578 (2)	75.52	0.172	12:59:45.340
8 -	35.507	22.300	57.807 (3)	75.22	0.401	13:00:43.147

P16 22 E Matthew MAY		Honda CBR600F3 - Tliehurst Glass Racing				
IDEAL LAP TIME : 58.569		BEST LAP TIME : 58.654		DIFFERENCE : 0.085		
LAP	SECTOR 1	SECTOR 2	LAP TIME	MPH	DIFF	TIME OF DAY
1 -		24.296	1:09.932	62.18	11.278	12:53:59.241
2 -	36.746	23.714	1:00.460	71.92	1.806	12:54:59.701
3 -	36.319	23.542	59.861	72.64	1.207	12:55:59.562
4 -	36.873	23.387	1:00.260	72.16	1.606	12:56:59.822
5 -	35.857	23.238	59.095 (3)	73.58	0.441	12:57:58.917
6 -	35.542	23.197	58.739 (2)	74.03	0.085	12:58:57.656
7 -	35.372	23.282	58.654 (1)	74.13		12:59:56.310
8 -	35.609	23.494	59.103	73.57	0.449	13:00:55.413

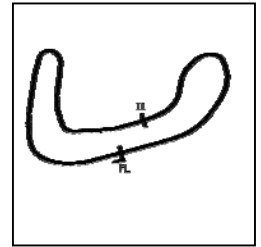
Weather / Track : Cloudy / Wet

Brands Hatch Indy
Circuit Length = 1.2079 miles
Start: 12:52 Flag 13:00 End: 13:01

BMCRC - MRO Championships 2019 - Rnd 9 @ Brands Hatch Indy

BMCRC Thunderbike Extreme & Ultra

RACE 7 - SECTOR ANALYSIS



SECTOR 1 = FL to I1, SECTOR 2 = I1 to FL, DIFF = Difference To Personal Best Lap, P = Crossed Finish Line in Pit Lane, D = Time Disallowed

P17 171 E Daniel GIBBS		Suzuki GSXR 750 Y - Thomas Racing				
IDEAL LAP TIME : 58.977		BEST LAP TIME : 59.086		DIFFERENCE : 0.109		
LAP	SECTOR 1	SECTOR 2	LAP TIME	MPH	DIFF	TIME OF DAY
1 -		23.226	1:08.751	63.25	9.665	12:53:58.060
2 -	36.635	23.112	59.747 (3)	72.78	0.661	12:54:57.807
3 -	37.154	23.574	1:00.728	71.60	1.642	12:55:58.535
4 -	37.684	23.057	1:00.741	71.59	1.655	12:56:59.276
5 -	36.835	23.086	59.921	72.57	0.835	12:57:59.197
6 -	36.236	22.850	59.086 (1)	73.59		12:58:58.283
7 -	36.127	23.525	59.652 (2)	72.89	0.566	12:59:57.935
8 -	36.758	23.482	1:00.240	72.18	1.154	13:00:58.175

P18 46 E Adrian DRAPER		Suzuki GSXR 750 - droopy racing uk				
IDEAL LAP TIME : 58.927		BEST LAP TIME : 59.311		DIFFERENCE : 0.384		
LAP	SECTOR 1	SECTOR 2	LAP TIME	MPH	DIFF	TIME OF DAY
1 -		24.211	1:10.798	61.42	11.487	12:54:00.107
2 -	36.635	23.382	1:00.017	72.45	0.706	12:55:00.124
3 -	36.618	23.139	59.757	72.77	0.446	12:55:59.881
4 -	36.975	23.452	1:00.427	71.96	1.116	12:57:00.308
5 -	36.221	23.344	59.565 (3)	73.00	0.254	12:57:59.873
6 -	36.394	22.917	59.311 (1)	73.31		12:58:59.184
7 -	36.010	23.307	59.317 (2)	73.31	0.006	12:59:58.501
8 -	36.952	23.480	1:00.432	71.95	1.121	13:00:58.933

P19 24 E Mark REYNOLDS		Aprilia MILLE -				
IDEAL LAP TIME : 58.315		BEST LAP TIME : 58.508		DIFFERENCE : 0.193		
LAP	SECTOR 1	SECTOR 2	LAP TIME	MPH	DIFF	TIME OF DAY
1 -		24.321	1:11.539	60.78	13.031	12:54:00.848
2 -	38.564	24.118	1:02.682	69.37	4.174	12:55:03.530
3 -	36.382	22.636	59.018 (3)	73.68	0.510	12:56:02.548
4 -	37.205	22.667	59.872	72.63	1.364	12:57:02.420
5 -	37.046	23.124	1:00.170	72.27	1.662	12:58:02.590
6 -	36.711	22.733	59.444	73.15	0.936	12:59:02.034
7 -	36.171	22.337	58.508 (1)	74.32		13:00:00.542
8 -	35.978	22.561	58.539 (2)	74.28	0.031	13:00:59.081

P20 6 U Andrew FIRTH		Suzuki SV650 - LTRmotorcycles.co.uk				
IDEAL LAP TIME : 59.129		BEST LAP TIME : 59.178		DIFFERENCE : 0.049		
LAP	SECTOR 1	SECTOR 2	LAP TIME	MPH	DIFF	TIME OF DAY
1 -		24.520	1:12.369	60.08	13.191	12:54:01.678
2 -	38.051	24.341	1:02.392	69.69	3.214	12:55:04.070
3 -	36.997	23.237	1:00.234	72.19	1.056	12:56:04.304
4 -	36.712	23.076	59.788 (3)	72.73	0.610	12:57:04.092
5 -	36.350	23.061	59.411 (2)	73.19	0.233	12:58:03.503
6 -	36.679	23.220	59.899	72.59	0.721	12:59:03.402
7 -	36.260	23.770	1:00.030	72.44	0.852	13:00:03.432
8 -	36.068	23.110	59.178 (1)	73.48		13:01:02.610

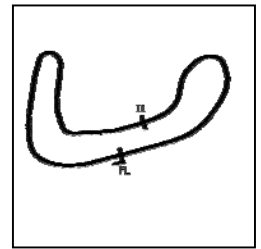
Weather / Track : Cloudy / Wet

Brands Hatch Indy
Circuit Length = 1.2079 miles
Start: 12:52 Flag 13:00 End: 13:01

BMCRC - MRO Championships 2019 - Rnd 9 @ Brands Hatch Indy

BMCRC Thunderbike Extreme & Ultra

RACE 7 - SECTOR ANALYSIS



SECTOR 1 = FL to I1, SECTOR 2 = I1 to FL, DIFF = Difference To Personal Best Lap, P = Crossed Finish Line in Pit Lane, D = Time Disallowed

P21 373 E		Robert PRICE		Suzuki GSXR -			
IDEAL LAP TIME : 59.146		BEST LAP TIME : 59.265		DIFFERENCE : 0.119			
LAP	SECTOR 1	SECTOR 2	LAP TIME	MPH	DIFF	TIME OF DAY	
1 -		24.390	1:11.980	60.41	12.715	12:54:01.289	
2 -	38.950	24.171	1:03.121	68.89	3.856	12:55:04.410	
3 -	38.215	23.838	1:02.053	70.07	2.788	12:56:06.463	
4 -	37.029	23.212	1:00.241	72.18	0.976	12:57:06.704	
5 -	36.018	23.247	59.265 (1)	73.37		12:58:05.969	
6 -	36.372	23.329	59.701 (3)	72.83	0.436	12:59:05.670	
7 -	36.412	23.489	59.901	72.59	0.636	13:00:05.571	
8 -	35.934	23.669	59.603 (2)	72.95	0.338	13:01:05.174	

P22 48 E		Peter FUNNELL		Honda 929 - Bear faced clothing			
IDEAL LAP TIME : 59.926		BEST LAP TIME : 59.926		DIFFERENCE : 0.000			
LAP	SECTOR 1	SECTOR 2	LAP TIME	MPH	DIFF	TIME OF DAY	
1 -		24.251	1:10.646	61.55	10.720	12:53:59.955	
2 -	37.062	23.920	1:00.982	71.30	1.056	12:55:00.937	
3 -	36.472	23.752	1:00.224 (2)	72.20	0.298	12:56:01.161	
4 -	36.758	23.836	1:00.594	71.76	0.668	12:57:01.755	
5 -	36.235	23.691	59.926 (1)	72.56		12:58:01.681	
6 -	36.287	24.017	1:00.304 (3)	72.11	0.378	12:59:01.985	
7 -	37.502	24.330	1:01.832	70.32	1.906	13:00:03.817	
8 -	36.991	24.775	1:01.766	70.40	1.840	13:01:05.583	

P23 133 E		Carlo BOTTIGLIERI		Yamaha YZF R1 - TMT RACING			
IDEAL LAP TIME : 1:02.026		BEST LAP TIME : 1:02.284		DIFFERENCE : 0.258			
LAP	SECTOR 1	SECTOR 2	LAP TIME	MPH	DIFF	TIME OF DAY	
1 -		24.407	1:11.381	60.92	9.097	12:54:00.690	
2 -	38.586	24.676	1:03.262	68.73	0.978	12:55:03.952	
3 -	38.498	23.786	1:02.284 (1)	69.81		12:56:06.236	
4 -	38.348	23.944	1:02.292 (2)	69.80	0.008	12:57:08.528	
5 -	38.240	24.321	1:02.561 (3)	69.50	0.277	12:58:11.089	
6 -	38.663	25.279	1:03.942	68.00	1.658	12:59:15.031	
7 -	39.028	25.368	1:04.396	67.52	2.112	13:00:19.427	
8 -	39.530	25.722	1:05.252	66.64	2.968	13:01:24.679	

P24 101 E		Glen TRIPP		Honda CBR 600FW - yaki too racing any help would be great			
IDEAL LAP TIME : 1:02.255		BEST LAP TIME : 1:02.443		DIFFERENCE : 0.188			
LAP	SECTOR 1	SECTOR 2	LAP TIME	MPH	DIFF	TIME OF DAY	
1 -		26.958	1:19.801	54.49	17.358	12:54:09.110	
2 -	40.404	24.688	1:05.092	66.80	2.649	12:55:14.202	
3 -	39.416	24.376	1:03.792	68.16	1.349	12:56:17.994	
4 -	38.379	24.064	1:02.443 (1)	69.64		12:57:20.437	
5 -	38.191	24.298	1:02.489 (2)	69.58	0.046	12:58:22.926	
6 -	38.294	24.629	1:02.923	69.10	0.480	12:59:25.849	
7 -	38.320	24.429	1:02.749 (3)	69.30	0.306	13:00:28.598	
8 -	38.873	25.270	1:04.143	67.79	1.700	13:01:32.741	

P25 18 E		Stuart ALBON		Honda 954 FIREBLADE -			
IDEAL LAP TIME : 1:05.041		BEST LAP TIME : 1:05.041		DIFFERENCE : 0.000			
LAP	SECTOR 1	SECTOR 2	LAP TIME	MPH	DIFF	TIME OF DAY	
1 -		26.934	1:19.504	54.69	14.463	12:54:08.813	
2 -	41.777	26.117	1:07.894	64.04	2.853	12:55:16.707	
3 -	40.930	25.915	1:06.845	65.05	1.804	12:56:23.552	
4 -	40.432	26.051	1:06.483 (3)	65.40	1.442	12:57:30.035	
5 -	39.968	26.377	1:06.345 (2)	65.54	1.304	12:58:36.380	
6 -	40.371	26.355	1:06.726	65.17	1.685	12:59:43.106	
7 -	39.831	25.210	1:05.041 (1)	66.85		13:00:48.147	

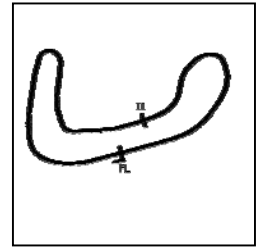
Weather / Track : Cloudy / Wet

Brands Hatch Indy
Circuit Length = 1.2079 miles
Start: 12:52 Flag 13:00 End: 13:01

BMCRC - MRO Championships 2019 - Rnd 9 @ Brands Hatch Indy

BMCRC Thunderbike Extreme & Ultra

RACE 7 - SECTOR ANALYSIS



SECTOR 1 = FL to I1, SECTOR 2 = I1 to FL, DIFF = Difference To Personal Best Lap, P = Crossed Finish Line in Pit Lane, D = Time Disallowed

P26 212 E		Tim BENNETT		Yamaha R1 - www.maxpowerracing.uk		
IDEAL LAP TIME : 1:06.962		BEST LAP TIME : 1:07.508		DIFFERENCE : 0.546		
LAP	SECTOR 1	SECTOR 2	LAP TIME	MPH	DIFF	TIME OF DAY
1 -		28.922	1:22.239	52.87	14.731	12:54:11.548
2 -	43.426	27.990	1:11.416	60.89	3.908	12:55:22.964
3 -	42.415	27.074	1:09.489	62.57	1.981	12:56:32.453
4 -	41.839	26.469	1:08.308 (3)	63.66	0.800	12:57:40.761
5 -	43.211	26.958	1:10.169	61.97	2.661	12:58:50.930
6 -	40.493	27.015	1:07.508 (1)	64.41		12:59:58.438
7 -	41.167	26.480	1:07.647 (2)	64.28	0.139	13:01:06.085

P27 51 E		Michael HOGARTH		Honda SP1 RC-51 - WHR Racing		
IDEAL LAP TIME : 55.244		BEST LAP TIME : 55.244		DIFFERENCE : 0.000		
LAP	SECTOR 1	SECTOR 2	LAP TIME	MPH	DIFF	TIME OF DAY
1 -		22.705	1:08.367	63.60	13.123	12:53:57.676
2 -	35.409	22.003	57.412	75.74	2.168	12:54:55.088
3 -	35.188	22.002	57.190	76.03	1.946	12:55:52.278
4 -	35.210	21.611	56.821	76.53	1.577	12:56:49.099
5 -	33.998	21.246	55.244 (1)	78.71		12:57:44.343
6 -	34.342	21.318	55.660 (2)	78.12	0.416	12:58:40.003
7 -	34.566	22.066	56.632 (3)	76.78	1.388	12:59:36.635

BMCRC - MRO Championships 2019 - Rnd 9 @ Brands Hatch Indy

BMCRC Thunderbike Extreme & Ultra

RACE 7 - BEST SECTORS

SECTOR 1			SECTOR 2			IDEAL / BEST COMPARISON						
POS	NO	NAME	TIME	NO	NAME	TIME	POS	NO	NAME	IDEAL	BEST	DIFF
									PERFECT LAP	50.048		
1	143	PALMER	30.438	143	PALMER	19.610	1	143	PALMER	50.048	50.067	0.019
2	140	PATMORE	30.784	140	PATMORE	19.724	2	140	PATMORE	50.508	50.735	0.227
3	5	KILLWORTH	31.022	5	KILLWORTH	19.791	3	5	KILLWORTH	50.813	51.039	0.226
4	258	FRIEND	32.054	258	FRIEND	20.630	4	258	FRIEND	52.684	53.072	0.388
5	78	THOMAS	32.492	16	WREN	20.644	5	78	THOMAS	53.264	53.264	0.000
6	97	ANSELL	32.695	97	ANSELL	20.709	6	97	ANSELL	53.404	53.646	0.242
7	188	DINSMORE	32.709	78	THOMAS	20.772	7	188	DINSMORE	53.756	53.918	0.162
8	73	MACRAE	32.831	55	HODGINS	20.937	8	73	MACRAE	53.997	54.196	0.199
9	90	WATSON	33.685	188	DINSMORE	21.047	9	16	WREN	54.545	54.727	0.182
10	117	STAGG	33.828	73	MACRAE	21.166	10	90	WATSON	55.000	55.000	0.000
11	16	WREN	33.901	117	STAGG	21.210	11	117	STAGG	55.038	55.068	0.030
12	51	HOGARTH	33.998	51	HOGARTH	21.246	12	51	HOGARTH	55.244	55.244	0.000
13	55	HODGINS	34.359	90	WATSON	21.315	13	55	HODGINS	55.296	55.308	0.012
14	86	LEFT	34.677	86	LEFT	21.687	14	86	LEFT	56.364	56.514	0.150
15	31	SANDERSON	34.973	228	EMERSON	21.927	15	228	EMERSON	57.054	57.327	0.273
16	228	EMERSON	35.127	31	SANDERSON	22.300	16	31	SANDERSON	57.273	57.406	0.133
17	22	MAY	35.372	24	REYNOLDS	22.337	17	24	REYNOLDS	58.315	58.508	0.193
18	373	PRICE	35.934	171	GIBBS	22.850	18	22	MAY	58.569	58.654	0.085
19	24	REYNOLDS	35.978	46	DRAPER	22.917	19	46	DRAPER	58.927	59.311	0.384
20	46	DRAPER	36.010	6	FIRTH	23.061	20	171	GIBBS	58.977	59.086	0.109
21	6	FIRTH	36.068	22	MAY	23.197	21	6	FIRTH	59.129	59.178	0.049
22	171	GIBBS	36.127	373	PRICE	23.212	22	373	PRICE	59.146	59.265	0.119
23	48	FUNNELL	36.235	48	FUNNELL	23.691	23	48	FUNNELL	59.926	59.926	0.000
24	101	TRIPP	38.191	133	BOTTIGLIERI	23.786	24	133	BOTTIGLIERI	1:02.026	1:02.284	0.258
25	133	BOTTIGLIERI	38.240	101	TRIPP	24.064	25	101	TRIPP	1:02.255	1:02.443	0.188
26	18	ALBON	39.831	18	ALBON	25.210	26	18	ALBON	1:05.041	1:05.041	0.000
27	212	BENNETT	40.493	212	BENNETT	26.469	27	212	BENNETT	1:06.962	1:07.508	0.546
28												

Weather / Track : Cloudy / Wet

Results can be found at www.tsl-timing.com

Brands Hatch Indy
Circuit Length = 1.2079 miles
Start: 12:52 Flag 13:00 End: 13:01

Printed - 13:07 Sunday, 06 October 2019

BMCRC - MRO Championships 2019 - Rnd 9 @ Brands Hatch Indy

BMCRC Thunderbike Extreme & Ultra

RACE 7 - STATISTICS

Competitors Started 27
Planned Start 2019-10-06 @ 12:16:00.000
Actual Start 2019-10-06 @ 12:52:49.308
Finish Time 2019-10-06 @ 13:00:35.806
Track Length 1.2079mi.
Total Laps 225
Total Distance Covered 271.7877mi.

Session Fastest Lap History

NO	CL	NAME	LAP TIME	TIME OF DAY	LAP	VEHICLE
143	U	Steve PALMER	50.896	12:54:38.312	2	Suzuki GSXR1000 K6
143	U	Steve PALMER	50.161	12:55:28.474	3	Suzuki GSXR1000 K6
143	U	Steve PALMER	50.067	12:57:09.465	5	Suzuki GSXR1000 K6

Session Leader History

NO	CL	NAME	FROM LAP	LAPS LED	DISTANCE	VEHICLE
143	U	Steve PALMER	1	9	10.87 miles	Suzuki GSXR1000 K6

Flag History

TYPE	TIME OF DAY
GREEN	12:52:49.308
FINISH	13:00:35.806

Flag Statistics

TYPE	COUNT	TOTAL LAPS	TOTAL TIME
Green	1	9	8:47.947
Red	0	0	0.000
Safety Car	0	0	0.000
FCY	0	0	0.000

Weather / Track : Cloudy / Wet

These results are provisional until the conclusion of any judicial and technical matters.

Brands Hatch Indy
Circuit Length = 1.2079 miles
Start: 12:52 Flag 13:00 End: 13:01

Clerk Of Course :	Timekeeper :
-------------------	--------------

BMCRC - MRO Championships 2019 - Rnd 9 @ Brands Hatch Indy

BMCRC Thunderbike Extreme & Ultra

RACE 7 - STATISTICS

CLASS : U

9 Starters

Fastest Lap History

NO	NAME	LAP TIME	TIME OF DAY	LAP	VEHICLE
143	Steve PALMER	50.896	12:54:38.312	2	Suzuki GSXR1000 K6
143	Steve PALMER	50.161	12:55:28.474	3	Suzuki GSXR1000 K6
143	Steve PALMER	50.067	12:57:09.465	5	Suzuki GSXR1000 K6

Leader History

NO	NAME	FROM LAP	LAPS LED	DISTANCE	VEHICLE
143	Steve PALMER	1	9	10.87 miles	Suzuki GSXR1000 K6

Weather / Track : Cloudy / Wet

These results are provisional until the conclusion of any judicial and technical matters.

Brands Hatch Indy

Circuit Length = 1.2079 miles

Start: 12:52 Flag 13:00 End: 13:01

Clerk Of Course :

Timekeeper :

BMCRC - MRO Championships 2019 - Rnd 9 @ Brands Hatch Indy

BMCRC Thunderbike Extreme & Ultra

RACE 7 - STATISTICS

CLASS : E

18 Starters

Fastest Lap History

NO	NAME	LAP TIME	TIME OF DAY	LAP	VEHICLE
73	Luke MACRAE	54.907	12:54:45.454	2	Yamaha R6
73	Luke MACRAE	54.500	12:55:39.954	3	Yamaha R6
73	Luke MACRAE	54.443	12:56:34.396	4	Yamaha R6
73	Luke MACRAE	54.296	12:58:24.663	6	Yamaha R6
97	Edward ANSELL	53.714	12:58:27.929	6	Yamaha R6
97	Edward ANSELL	53.646	12:59:21.576	7	Yamaha R6

Leader History

NO	NAME	FROM LAP	LAPS LED	DISTANCE	VEHICLE
73	Luke MACRAE	1	9	10.87 miles	Yamaha R6

Weather / Track : Cloudy / Wet

These results are provisional until the conclusion of any judicial and technical matters.

Brands Hatch Indy

Circuit Length = 1.2079 miles

Start: 12:52 Flag 13:00 End: 13:01

Clerk Of Course :

Timekeeper :

BMCRC - MRO Championships 2019 - Rnd 9 @ Brands Hatch Indy



BMCRC Thunderbike Extreme & Ultra

RACE 18 - GRID (12 Laps)

ROW 13				37	731 Vincent LEWIN		
ROW 12	36	526 Michael ARMANI	35	130 Fraser GRINSTEAD	34	115 Sam MCFARLANE	
ROW 11	33		82 Matt HINNELLS	32	76 Jason BYARD	31	58 Michael ALLEN
ROW 10	30	53 Patrick MILLS	29	12 Russell TAYLOR	28	40 David SHELVEY	
ROW 9	27		212 Tim BENNETT	26	18 Stuart ALBON	25	101 Glen TRIPP
ROW 8	24	133 Carlo BOTTIGLIERI	23	48 Peter FUNNELL	22	46 Adrian DRAPER	
ROW 7	21		373 Robert PRICE	20	6 Andrew FIRTH	19	171 Daniel GIBBS
ROW 6	18	22 Matthew MAY	17	24 Mark REYNOLDS	16	31 Pete SANDERSON	
ROW 5	15		228 Clive EMERSON	14	86 Jonathan LEFT	13	55 Nick HODGINS
ROW 4	12	51 Michael HOGARTH	11	117 Raymond STAGG	10	90 Edward WATSON	
ROW 3	9		16 Matthew WREN	8	73 Luke MACRAE	7	188 Cecil DINSMORE
ROW 2	6	97 Edward ANSELL	5	78 Jamie THOMAS	4	258 Ande FRIEND	
ROW 1	3		5 Stacey KILLWORTH	2	140 Aiden PATMORE	1	143 Steve PALMER
Pole							

Brands Hatch Indy
Circuit Length = 1.2079 miles

These results are provisional until the conclusion of any judicial and technical matters.

Clerk Of Course :	Steward :	Timekeeper :
-------------------	-----------	--------------

Results can be found at www.tsl-timing.com

Printed - 13:05 Sunday, 06 October 2019



BMCRC - MRO Championships 2019 - Rnd 9 @ Brands Hatch Indy



BMCRC Thunderbike Extreme & Ultra

RACE 18 - CLASSIFICATION

POS	NO	CL	PIC NAME	ENTRY	LAPS	TIME	GAP	DIFF	MPH	BEST	ON
1	143	U	1 Steve PALMER	Suzuki GSXR1000 K6 - 4C8/Mk1 Transit racing	12	9:59.435			87.05	48.924	11
2	140	U	2 Aiden PATMORE	Yamaha R1 - TBR Performance/NW Roofing	12	9:59.594	0.159	0.159	87.03	48.543	12
3	258	U	3 Ande FRIEND	Kawasaki ZX10R - Flying colours Motorcycle Trainir	12	10:16.885	17.450	17.291	84.59	50.348	12
4	5	U	4 Stacey KILLWORTH	Ducati 1098 - BK/Everns	12	10:16.965	17.530	0.080	84.58	50.097	12
5	53	E	1 Patrick MILLS	Honda NC30 - Clague Architects	12	10:30.476	31.041	13.511	82.76	51.359	9
6	73	E	2 Luke MACRAE	Yamaha R6 - MacRae & Co Racing	12	10:36.841	37.406	6.365	81.94	51.518	10
7	16	U	5 Matthew WREN	Suzuki GSXR - TBR performance	12	10:38.611	39.176	1.770	81.71	51.821	10
8	188	U	6 Cecil DINSMORE	Suzuki GSXR 1000 - KnC Racing	12	10:39.274	39.839	0.663	81.62	51.806	12
9	97	E	3 Edward ANSELL	Yamaha R6 - E a Ansell contractors	12	10:40.238	40.803	0.964	81.50	52.101	9
10	55	E	4 Nick HODGINS	Suzuki GSXR 750 - Sam Saunders Racing	12	10:40.463	41.028	0.225	81.47	52.050	12
11	78	U	7 Jamie THOMAS	Suzuki GSXR 1000 - Team RubyRacing	12	10:47.707	48.272	7.244	80.56	52.524	4
12	117	E	5 Raymond STAGG	Suzuki K2 750 -	12	10:52.421	52.986	4.714	79.98	52.755	9
13	115	U	8 Sam MCFARLANE	Suzuki GSXR - Msg racing suzuki, performance tecl	11	10:10.578	1 Lap	1 Lap	78.34	53.432	9
14	228	E	6 Clive EMERSON	Honda CBR900RRW -	11	10:22.887	1 Lap	12.309	76.79	55.155	11
15	22	E	7 Matthew MAY	Honda CBR600F3 - Tliehurst Glass Racing	11	10:34.213	1 Lap	11.326	75.42	56.184	10
16	171	E	8 Daniel GIBBS	Suzuki GSXR 750 Y - Thomas Racing	11	10:34.991	1 Lap	0.778	75.33	55.682	10
17	31	E	9 Pete SANDERSON	Suzuki GSXR750 - #sellingeverythingtorace	11	10:35.682	1 Lap	0.691	75.24	55.793	11
18	86	U	9 Jonathan LEFT	Suzuki GSXR 750 - JRL Design Solutions Ltd	11	10:37.624	1 Lap	1.942	75.02	56.269	10
19	6	U	10 Andrew FIRTH	Suzuki SV650 - LTRmotorcycles.co.uk	11	10:39.314	1 Lap	1.690	74.82	56.573	11
20	46	E	10 Adrian DRAPER	Suzuki GSXR 750 - droopy racing uk	11	10:45.301	1 Lap	5.987	74.12	56.861	9
21	48	E	11 Peter FUNNELL	Honda 929 - Bear faced clothing	11	10:46.938	1 Lap	1.637	73.94	57.055	9
22	24	E	12 Mark REYNOLDS	Aprilia MILLE -	11	10:57.916	1 Lap	10.978	72.70	57.851	7
23	133	E	13 Carlo BOTTIGLIERI	Yamaha YZF R1 - TMT RACING	10	10:12.415	2 Laps	1 Lap	71.00	58.624	2
24	130	E	14 Fraser GRINSTEAD	Suzuki GSXR 750 SRAD - TRAPDOOR RACING	10	10:37.206	2 Laps	24.791	68.24	1:02.030	2
25	18	E	15 Stuart ALBON	Honda 954 FIREBLADE -	10	10:52.723	2 Laps	15.517	66.62	1:03.129	3
26	212	E	16 Tim BENNETT	Yamaha R1 - www.maxpowerracing.uk	10	10:52.793	2 Laps	0.070	66.61	1:02.991	7

NOT CLASSIFIED

DNF	40	E	David SHELVEY	Suzuki GSXR 600 K1 - ymark.com	0
-----	----	---	---------------	--------------------------------	---

FASTEST LAP

140	U	Aiden PATMORE	Yamaha R1 - TBR Performance/NW Roofing	12	48.543	89.58 mph	144.16 kph
53	E	Patrick MILLS	Honda NC30 - Clague Architects	9	51.359	84.67 mph	136.26 kph

Class U - 92.5% of Race Speed = 80.52 mph

Class E - 92.5% of Race Speed = 76.55 mph

Brands Hatch Indy
Circuit Length = 1.2079 miles
Start: 16:31 Flag 16:41 End: 16:42

Weather / Track : Cloudy / Dry

These results are provisional until the conclusion of any judicial and technical matters.

Clerk Of Course :	Steward :	Timekeeper :
-------------------	-----------	--------------

Results can be found at www.tsl-timing.com

Printed - 16:42 Sunday, 06 October 2019



BMCRC - MRO Championships 2019 - Rnd 9 @ Brands Hatch Indy

BMCRC Thunderbike Extreme & Ultra

RACE 18 - LAP CHART

LAP 1 @ 16:32:16.674

NO	BEHIND	LAP TIME
140		56.049
143	0.316	56.365
5	0.737	56.786
258	1.486	57.535
97	2.620	58.669
73	3.095	59.144
16	3.408	59.457
188	4.322	1:00.371
53	5.128	1:01.177
78	5.254	1:01.303
55	5.530	1:01.579
117	6.175	1:02.224
228	8.041	1:04.090
171	8.881	1:04.930
86	9.732	1:05.781
22	10.538	1:06.587
24	11.379	1:07.428
6	11.700	1:07.749
115	12.014	1:08.063
31	12.133	1:08.182
46	12.736	1:08.785
48	13.166	1:09.215
133	13.405	1:09.454
130	19.842	1:15.891
18	19.940	1:15.989
212	19.974	1:16.023

LAP 2 @ 16:33:06.428

NO	BEHIND	LAP TIME
140		49.754
143	0.341	49.779
5	1.667	50.684
258	2.606	50.874
97	6.437	53.571
73	6.805	53.464
16	6.923	53.269
53	7.292	51.918
188	8.100	53.532
78	9.122	53.622
55	9.452	53.676
117	10.223	53.802
228	14.616	56.329
171	17.108	57.981
86	17.746	57.768
115	18.245	55.985
22	18.335	57.551
6	19.562	57.616
31	19.810	57.431
24	21.396	59.771
46	21.711	58.729
133	22.275	58.624
48	22.422	59.010
130	32.118	1:02.030
18	34.901	1:04.715
212	35.714	1:05.494

LAP 3 @ 16:33:55.886

NO	BEHIND	LAP TIME
140		49.458
143	0.224	49.341
5	2.845	50.636

258	3.796	50.648
73	9.661	52.314
97	9.895	52.916
53	10.106	52.272
16	10.173	52.708
188	11.595	52.953
78	12.284	52.620
55	12.727	52.733
117	13.781	53.016
228	21.116	55.958
115	22.789	54.002
171	25.067	57.417
22	25.745	56.868
86	26.371	58.083
31	26.489	56.137
6	27.575	57.471
46	30.240	57.987
48	30.780	57.816
133	32.503	59.686
24	32.991	1:01.053
130	44.917	1:02.257
18	48.572	1:03.129

LAP 4 @ 16:34:45.229

NO	BEHIND	LAP TIME
140		49.343
143	0.166	49.285
212	1 Lap	1:04.233
5	4.633	51.131
258	4.905	50.452
73	12.604	52.286
53	12.747	51.984
97	12.882	52.330
16	13.247	52.417
188	14.761	52.509
78	15.465	52.524
55	15.879	52.495
117	17.727	53.289
228	27.440	55.667
115	27.516	54.070
171	32.699	56.975
22	33.148	56.746
86	34.316	57.288
31	34.884	57.738
6	35.713	57.481
46	39.029	58.132
48	39.289	57.852
133	44.072	1:00.912
24	44.357	1:00.709

LAP 5 @ 16:35:34.824

NO	BEHIND	LAP TIME
140		49.595
143	0.215	49.644
5	6.111	51.073
258	6.497	51.187
130	1 Lap	1:02.071
18	1 Lap	1:04.197
53	14.733	51.581
212	1 Lap	1:03.237
73	15.275	52.266
97	16.098	52.811
16	16.187	52.535
188	17.491	52.325

78	18.483	52.613
55	18.652	52.368
117	21.571	53.439
115	31.906	53.985
228	33.832	55.987
22	40.242	56.689
171	40.498	57.394
31	41.978	56.689
86	42.228	57.507
6	44.401	58.283
46	47.309	57.875
48	47.781	58.087

LAP 6 @ 16:36:23.991

NO	BEHIND	LAP TIME
140		49.167
143	0.214	49.166
24	1 Lap	59.187
133	1 Lap	1:01.029
5	7.896	50.952
258	8.063	50.733
53	17.160	51.594
73	19.724	53.616
97	20.026	53.095
16	20.200	53.180
188	21.354	53.030
130	1 Lap	1:02.600
55	22.673	53.188
78	22.859	53.543
117	27.502	55.098
18	1 Lap	1:05.362
212	1 Lap	1:05.030
115	36.588	53.849
228	40.324	55.659
22	47.680	56.605
171	48.624	57.293
31	49.323	56.512

LAP 7 @ 16:37:13.474

NO	BEHIND	LAP TIME
140		49.483
143	0.256	49.525
86	1 Lap	57.182
6	1 Lap	57.115
46	1 Lap	57.453
48	1 Lap	57.655
258	9.633	51.053
5	9.758	51.345
24	1 Lap	58.102
133	1 Lap	59.373
53	19.507	51.830
97	22.739	52.196
73	23.206	52.965
16	23.389	52.672
188	24.180	52.309
55	25.538	52.348
78	26.685	53.309
117	32.178	54.159
130	1 Lap	1:02.690
115	42.737	55.632
212	1 Lap	1:04.225
18	1 Lap	1:05.263
228	46.524	55.683

LAP 8 @ 16:38:03.111

NO	BEHIND	LAP TIME
140		49.637
143	0.546	49.927
22	1 Lap	57.117
171	1 Lap	56.859
31	1 Lap	56.385
86	1 Lap	57.052
6	1 Lap	56.699
258	11.016	51.020
5	11.038	50.917
46	1 Lap	57.171
48	1 Lap	57.811
53	21.438	51.568
24	1 Lap	57.851
97	25.710	52.608
73	26.141	52.572
16	26.266	52.514
133	1 Lap	59.936
188	26.936	52.393
55	28.005	52.104
78	29.797	52.749
117	35.746	53.205
115	46.734	53.634
130	1 Lap	1:02.135

LAP 9 @ 16:38:53.101

NO	BEHIND	LAP TIME
143		49.444
140	0.330	50.320
228	1 Lap	56.606
212	2 Laps	1:02.991
18	2 Laps	1:03.441
22	1 Lap	56.501
258	12.319	51.293
5	12.368	51.320
31	1 Lap	55.942
171	1 Lap	56.631
86	1 Lap	56.870
6	1 Lap	56.827
46	1 Lap	56.944
48	1 Lap	57.223
53	22.807	51.359
97	27.821	52.101
73	28.119	51.968
16	28.345	52.069
188	29.459	52.513
24	1 Lap	58.917
55	30.659	52.644
78	32.682	52.875
133	1 Lap	1:00.850
117	38.511	52.755

LAP 10 @ 16:39:42.062

NO	BEHIND	LAP TIME
143		48.961
140	0.739	49.370
115	1 Lap	53.432
228	1 Lap	55.879
130	2 Laps	1:02.469
258	14.410	51.052
5	14.656	51.249
22	1 Lap	56.689

171	1 Lap	57.887
31	1 Lap	58.720
86	1 Lap	57.520
18	2 Laps	1:03.667
212	2 Laps	1:04.665
6	1 Lap	56.882
53	25.348	51.502
46	1 Lap	56.861
48	1 Lap	57.055
73	30.676	51.518
16	31.205	51.821
97	32.080	53.220
188	32.463	51.965
55	34.034	52.336
78	37.209	53.488
24	1 Lap	58.170
117	43.569	54.019

LAP 11 @ 16:40:30.986

NO	BEHIND	LAP TIME
143		48.924
133	2 Laps	1:01.068
140	0.690	48.875
115	1 Lap	53.766
258	16.176	50.690
5	16.507	50.775
228	1 Lap	55.874
130	2 Laps	1:02.196
22	1 Lap	56.184
53	28.557	52.133
171	1 Lap	55.682
31	1 Lap	56.153
86	1 Lap	56.269
6	1 Lap	56.618
73	34.321	52.569
16	35.486	53.205
97	36.948	53.792
188	37.107	53.568
46	1 Lap	58.277
55	38.052	52.942
212	2 Laps	1:03.137
18	2 Laps	1:03.744
48	1 Lap	57.855
78	42.629	54.344
117	48.588	53.943
24	1 Lap	57.898

LAP 12 @ 16:41:20.060

NO	BEHIND	LAP TIME
143		49.074
140	0.159	48.543
115	1 Lap	54.160
133	2 Laps	1:01.483
258	17.450	50.348
5	17.530	50.097
228	1 Lap	55.155
53	31.041	51.558
22	1 Lap	56.676
171	1 Lap	55.942
31	1 Lap	55.793
73	37.406	52.159
130	2 Laps	1:02.867
86	1 Lap	56.304
16	39.176	52.764

Brands Hatch Indy
Circuit Length = 1.2079 miles
Start: 16:31 Flag 16:41 End: 16:42

Weather / Track : Cloudy / Dry

BMCRC - MRO Championships 2019 - Rnd 9 @ Brands Hatch Indy

BMCRC Thunderbike Extreme & Ultra

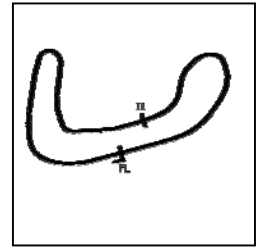
RACE 18 - LAP CHART

188	39.839	51.806
6	1 Lap	56.573
97	40.803	52.929
55	41.028	52.050
46	1 Lap	57.087
48	1 Lap	57.359
78	48.272	54.717
117	52.986	53.472
18	2 Laps	1:03.216
212	2 Laps	1:03.758
24	1 Lap	58.830

BMCRC - MRO Championships 2019 - Rnd 9 @ Brands Hatch Indy

BMCRC Thunderbike Extreme & Ultra

RACE 18 - SECTOR ANALYSIS



SECTOR 1 = FL to I1, SECTOR 2 = I1 to FL, DIFF = Difference To Personal Best Lap, P = Crossed Finish Line in Pit Lane, D = Time Disallowed

P1 143 U		Steve PALMER		Suzuki GSXR1000 K6 - 4C8/Mk1 Transit racing		
IDEAL LAP TIME : 48.712		BEST LAP TIME : 48.924		DIFFERENCE : 0.212		
LAP	SECTOR 1	SECTOR 2	LAP TIME	MPH	DIFF	TIME OF DAY
1 -		19.942	56.365	77.15	7.441	16:32:16.990
2 -	29.912	19.867	49.779	87.35	0.855	16:33:06.769
3 -	29.592	19.749	49.341	88.13	0.417	16:33:56.110
4 -	29.552	19.733	49.285	88.23	0.361	16:34:45.395
5 -	30.044	19.600	49.644	87.59	0.720	16:35:35.039
6 -	29.647	19.519	49.166	88.44	0.242	16:36:24.205
7 -	29.764	19.761	49.525	87.80	0.601	16:37:13.730
8 -	30.535	19.392	49.927	87.09	1.003	16:38:03.657
9 -	29.881	19.563	49.444	87.95	0.520	16:38:53.101
10 -	29.320	19.641	48.961 (2)	88.81	0.037	16:39:42.062
11 -	29.454	19.470	48.924 (1)	88.88		16:40:30.986
12 -	29.599	19.475	49.074 (3)	88.61	0.150	16:41:20.060

P2 140 U		Aiden PATMORE		Yamaha R1 - TBR Performance/NW Roofing		
IDEAL LAP TIME : 48.543		BEST LAP TIME : 48.543		DIFFERENCE : 0.000		
LAP	SECTOR 1	SECTOR 2	LAP TIME	MPH	DIFF	TIME OF DAY
1 -		19.926	56.049	77.58	7.506	16:32:16.674
2 -	30.003	19.751	49.754	87.40	1.211	16:33:06.428
3 -	29.791	19.667	49.458	87.92	0.915	16:33:55.886
4 -	29.638	19.705	49.343	88.13	0.800	16:34:45.229
5 -	29.888	19.707	49.595	87.68	1.052	16:35:34.824
6 -	29.664	19.503	49.167 (3)	88.44	0.624	16:36:23.991
7 -	29.669	19.814	49.483	87.88	0.940	16:37:13.474
8 -	29.997	19.640	49.637	87.60	1.094	16:38:03.111
9 -	30.405	19.915	50.320	86.41	1.777	16:38:53.431
10 -	29.715	19.655	49.370	88.08	0.827	16:39:42.801
11 -	29.439	19.436	48.875 (2)	88.97	0.332	16:40:31.676
12 -	29.187	19.356	48.543 (1)	89.58		16:41:20.219

P3 258 U		Ande FRIEND		Kawasaki ZX10R - Flying colours Motorcycle Training		
IDEAL LAP TIME : 50.348		BEST LAP TIME : 50.348		DIFFERENCE : 0.000		
LAP	SECTOR 1	SECTOR 2	LAP TIME	MPH	DIFF	TIME OF DAY
1 -		20.306	57.535	75.58	7.187	16:32:18.160
2 -	30.558	20.316	50.874	85.47	0.526	16:33:09.034
3 -	30.398	20.250	50.648 (3)	85.85	0.300	16:33:59.682
4 -	30.369	20.083	50.452 (2)	86.19	0.104	16:34:50.134
5 -	31.091	20.096	51.187	84.95	0.839	16:35:41.321
6 -	30.465	20.268	50.733	85.71	0.385	16:36:32.054
7 -	30.899	20.154	51.053	85.17	0.705	16:37:23.107
8 -	30.807	20.213	51.020	85.23	0.672	16:38:14.127
9 -	30.754	20.539	51.293	84.77	0.945	16:39:05.420
10 -	30.959	20.093	51.052	85.17	0.704	16:39:56.472
11 -	30.518	20.172	50.690	85.78	0.342	16:40:47.162
12 -	30.358	19.990	50.348 (1)	86.37		16:41:37.510

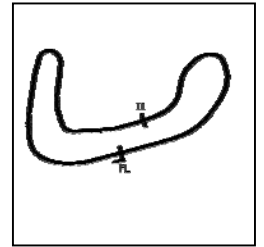
Weather / Track : Cloudy / Dry

Brands Hatch Indy
Circuit Length = 1.2079 miles
Start: 16:31 Flag 16:41 End: 16:42

BMCRC - MRO Championships 2019 - Rnd 9 @ Brands Hatch Indy

BMCRC Thunderbike Extreme & Ultra

RACE 18 - SECTOR ANALYSIS



SECTOR 1 = FL to I1, SECTOR 2 = I1 to FL, DIFF = Difference To Personal Best Lap, P = Crossed Finish Line in Pit Lane, D = Time Disallowed

P4 5 U Stacey KILLWORTH			Ducati 1098 - BK/Everns			
IDEAL LAP TIME : 50.097		BEST LAP TIME : 50.097	DIFFERENCE : 0.000			
LAP	SECTOR 1	SECTOR 2	LAP TIME	MPH	DIFF	TIME OF DAY
1 -		19.975	56.786	76.57	6.689	16:32:17.411
2 -	30.515	20.169	50.684 (3)	85.79	0.587	16:33:08.095
3 -	30.434	20.202	50.636 (2)	85.87	0.539	16:33:58.731
4 -	30.814	20.317	51.131	85.04	1.034	16:34:49.862
5 -	30.889	20.184	51.073	85.14	0.976	16:35:40.935
6 -	30.811	20.141	50.952	85.34	0.855	16:36:31.887
7 -	31.289	20.056	51.345	84.69	1.248	16:37:23.232
8 -	30.856	20.061	50.917	85.40	0.820	16:38:14.149
9 -	30.859	20.461	51.320	84.73	1.223	16:39:05.469
10 -	31.113	20.136	51.249	84.85	1.152	16:39:56.718
11 -	30.420	20.355	50.775	85.64	0.678	16:40:47.493
12 -	30.155	19.942	50.097 (1)	86.80		16:41:37.590

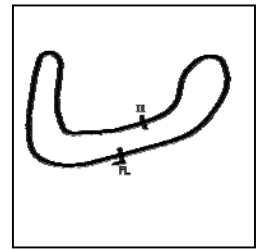
P5 53 E Patrick MILLS			Honda NC30 - Clague Architects			
IDEAL LAP TIME : 51.297		BEST LAP TIME : 51.359	DIFFERENCE : 0.062			
LAP	SECTOR 1	SECTOR 2	LAP TIME	MPH	DIFF	TIME OF DAY
1 -		20.766	1:01.177	71.08	9.818	16:32:21.802
2 -	31.551	20.367	51.918	83.75	0.559	16:33:13.720
3 -	31.321	20.951	52.272	83.19	0.913	16:34:05.992
4 -	31.028	20.956	51.984	83.65	0.625	16:34:57.976
5 -	31.153	20.428	51.581	84.30	0.222	16:35:49.557
6 -	31.032	20.562	51.594	84.28	0.235	16:36:41.151
7 -	31.219	20.611	51.830	83.90	0.471	16:37:32.981
8 -	31.094	20.474	51.568	84.32	0.209	16:38:24.549
9 -	30.990	20.369	51.359 (1)	84.67		16:39:15.908
10 -	31.193	20.309	51.502 (2)	84.43	0.143	16:40:07.410
11 -	31.271	20.862	52.133	83.41	0.774	16:40:59.543
12 -	30.988	20.570	51.558 (3)	84.34	0.199	16:41:51.101

P6 73 E Luke MACRAE			Yamaha R6 - MacRae & Co Racing			
IDEAL LAP TIME :		BEST LAP TIME : 51.518	DIFFERENCE :			
LAP	SECTOR 1	SECTOR 2	LAP TIME	MPH	DIFF	TIME OF DAY
1 -			59.144	73.52	7.626	16:32:19.769
2 -			53.464	81.33	1.946	16:33:13.233
3 -			52.314	83.12	0.796	16:34:05.547
4 -			52.286	83.16	0.768	16:34:57.833
5 -			52.266	83.20	0.748	16:35:50.099
6 -			53.616	81.10	2.098	16:36:43.715
7 -			52.965	82.10	1.447	16:37:36.680
8 -			52.572	82.71	1.054	16:38:29.252
9 -			51.968 (2)	83.67	0.450	16:39:21.220
10 -			51.518 (1)	84.40		16:40:12.738
11 -			52.569	82.72	1.051	16:41:05.307
12 -			52.159 (3)	83.37	0.641	16:41:57.466

BMCRC - MRO Championships 2019 - Rnd 9 @ Brands Hatch Indy

BMCRC Thunderbike Extreme & Ultra

RACE 18 - SECTOR ANALYSIS



SECTOR 1 = FL to I1, SECTOR 2 = I1 to FL, DIFF = Difference To Personal Best Lap, P = Crossed Finish Line in Pit Lane, D = Time Disallowed

P7 16 U Matthew WREN			Suzuki GSXR - TBR performance			
IDEAL LAP TIME : 51.515		BEST LAP TIME : 51.821	DIFFERENCE : 0.306			
LAP	SECTOR 1	SECTOR 2	LAP TIME	MPH	DIFF	TIME OF DAY
1 -		20.970	59.457	73.13	7.636	16:32:20.082
2 -	32.054	21.215	53.269	81.63	1.448	16:33:13.351
3 -	31.773	20.935	52.708	82.50	0.887	16:34:06.059
4 -	31.561	20.856	52.417 (3)	82.96	0.596	16:34:58.476
5 -	31.491	21.044	52.535	82.77	0.714	16:35:51.011
6 -	32.396	20.784	53.180	81.77	1.359	16:36:44.191
7 -	31.638	21.034	52.672	82.56	0.851	16:37:36.863
8 -	31.332	21.182	52.514	82.80	0.693	16:38:29.377
9 -	31.065	21.004	52.069 (2)	83.51	0.248	16:39:21.446
10 -	31.371	20.450	51.821 (1)	83.91		16:40:13.267
11 -	31.718	21.487	53.205	81.73	1.384	16:41:06.472
12 -	31.250	21.514	52.764	82.41	0.943	16:41:59.236

P8 188 U Cecil DINSMORE			Suzuki GSXR 1000 - KnC Racing			
IDEAL LAP TIME : 51.806		BEST LAP TIME : 51.806	DIFFERENCE : 0.000			
LAP	SECTOR 1	SECTOR 2	LAP TIME	MPH	DIFF	TIME OF DAY
1 -		21.074	1:00.371	72.03	8.565	16:32:20.996
2 -	32.460	21.072	53.532	81.23	1.726	16:33:14.528
3 -	31.980	20.973	52.953	82.12	1.147	16:34:07.481
4 -	31.769	20.740	52.509	82.81	0.703	16:34:59.990
5 -	31.573	20.752	52.325	83.10	0.519	16:35:52.315
6 -	32.392	20.638	53.030	82.00	1.224	16:36:45.345
7 -	31.620	20.689	52.309 (3)	83.13	0.503	16:37:37.654
8 -	31.832	20.561	52.393	82.99	0.587	16:38:30.047
9 -	31.358	21.155	52.513	82.81	0.707	16:39:22.560
10 -	31.369	20.596	51.965 (2)	83.68	0.159	16:40:14.525
11 -	31.874	21.694	53.568	81.17	1.762	16:41:08.093
12 -	31.311	20.495	51.806 (1)	83.94		16:41:59.899

P9 97 E Edward ANSELL			Yamaha R6 - E a Ansell contractors			
IDEAL LAP TIME : 52.031		BEST LAP TIME : 52.101	DIFFERENCE : 0.070			
LAP	SECTOR 1	SECTOR 2	LAP TIME	MPH	DIFF	TIME OF DAY
1 -		20.803	58.669	74.12	6.568	16:32:19.294
2 -	32.405	21.166	53.571	81.17	1.470	16:33:12.865
3 -	31.764	21.152	52.916	82.17	0.815	16:34:05.781
4 -	31.625	20.705	52.330 (3)	83.09	0.229	16:34:58.111
5 -	31.646	21.165	52.811	82.34	0.710	16:35:50.922
6 -	32.197	20.898	53.095	81.90	0.994	16:36:44.017
7 -	31.584	20.612	52.196 (2)	83.31	0.095	16:37:36.213
8 -	31.588	21.020	52.608	82.66	0.507	16:38:28.821
9 -	31.422	20.679	52.101 (1)	83.46		16:39:20.922
10 -	32.611	20.609	53.220	81.70	1.119	16:40:14.142
11 -	31.619	22.173	53.792	80.84	1.691	16:41:07.934
12 -	32.018	20.911	52.929	82.15	0.828	16:42:00.863

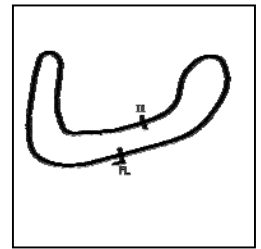
Weather / Track : Cloudy / Dry

Brands Hatch Indy
Circuit Length = 1.2079 miles
Start: 16:31 Flag 16:41 End: 16:42

BMCRC - MRO Championships 2019 - Rnd 9 @ Brands Hatch Indy

BMCRC Thunderbike Extreme & Ultra

RACE 18 - SECTOR ANALYSIS



SECTOR 1 = FL to I1, SECTOR 2 = I1 to FL, DIFF = Difference To Personal Best Lap, P = Crossed Finish Line in Pit Lane, D = Time Disallowed

P10 55 E		Nick HODGINS		Suzuki GSXR 750 - Sam Saunders Racing		
IDEAL LAP TIME : 51.910		BEST LAP TIME : 52.050		DIFFERENCE : 0.140		
LAP	SECTOR 1	SECTOR 2	LAP TIME	MPH	DIFF	TIME OF DAY
1 -		21.227	1:01.579	70.61	9.529	16:32:22.204
2 -	32.778	20.898	53.676	81.01	1.626	16:33:15.880
3 -	32.154	20.579	52.733	82.46	0.683	16:34:08.613
4 -	31.998	20.497	52.495	82.83	0.445	16:35:01.108
5 -	31.959	20.409	52.368	83.03	0.318	16:35:53.476
6 -	32.604	20.584	53.188	81.75	1.138	16:36:46.664
7 -	31.946	20.402	52.348	83.07	0.298	16:37:39.012
8 -	31.798	20.306	52.104 (2)	83.46	0.054	16:38:31.116
9 -	32.025	20.619	52.644	82.60	0.594	16:39:23.760
10 -	31.831	20.505	52.336 (3)	83.09	0.286	16:40:16.096
11 -	31.651	21.291	52.942	82.13	0.892	16:41:09.038
12 -	31.604	20.446	52.050 (1)	83.54		16:42:01.088

P11 78 U		Jamie THOMAS		Suzuki GSXR 1000 - Team RubyRacing		
IDEAL LAP TIME : 52.415		BEST LAP TIME : 52.524		DIFFERENCE : 0.109		
LAP	SECTOR 1	SECTOR 2	LAP TIME	MPH	DIFF	TIME OF DAY
1 -		21.218	1:01.303	70.93	8.779	16:32:21.928
2 -	32.694	20.928	53.622	81.09	1.098	16:33:15.550
3 -	32.058	20.562	52.620 (3)	82.64	0.096	16:34:08.170
4 -	31.853	20.671	52.524 (1)	82.79		16:35:00.694
5 -	31.974	20.639	52.613 (2)	82.65	0.089	16:35:53.307
6 -	32.785	20.758	53.543	81.21	1.019	16:36:46.850
7 -	32.657	20.652	53.309	81.57	0.785	16:37:40.159
8 -	32.085	20.664	52.749	82.43	0.225	16:38:32.908
9 -	32.106	20.769	52.875	82.24	0.351	16:39:25.783
10 -	32.665	20.823	53.488	81.30	0.964	16:40:19.271
11 -	32.899	21.445	54.344	80.01	1.820	16:41:13.615
12 -	33.331	21.386	54.717	79.47	2.193	16:42:08.332

P12 117 E		Raymond STAGG		Suzuki K2 750 -		
IDEAL LAP TIME : 52.686		BEST LAP TIME : 52.755		DIFFERENCE : 0.069		
LAP	SECTOR 1	SECTOR 2	LAP TIME	MPH	DIFF	TIME OF DAY
1 -		21.439	1:02.224	69.88	9.469	16:32:22.849
2 -	32.495	21.307	53.802	80.82	1.047	16:33:16.651
3 -	31.850	21.166	53.016 (2)	82.02	0.261	16:34:09.667
4 -	31.914	21.375	53.289	81.60	0.534	16:35:02.956
5 -	32.043	21.396	53.439	81.37	0.684	16:35:56.395
6 -	32.439	22.659	55.098	78.92	2.343	16:36:51.493
7 -	31.950	22.209	54.159	80.29	1.404	16:37:45.652
8 -	32.046	21.159	53.205 (3)	81.73	0.450	16:38:38.857
9 -	31.658	21.097	52.755 (1)	82.43		16:39:31.612
10 -	32.991	21.028	54.019	80.50	1.264	16:40:25.631
11 -	32.053	21.890	53.943	80.61	1.188	16:41:19.574
12 -	32.120	21.352	53.472	81.32	0.717	16:42:13.046

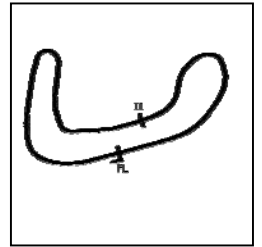
Weather / Track : Cloudy / Dry

Brands Hatch Indy
Circuit Length = 1.2079 miles
Start: 16:31 Flag 16:41 End: 16:42

BMCRC - MRO Championships 2019 - Rnd 9 @ Brands Hatch Indy

BMCRC Thunderbike Extreme & Ultra

RACE 18 - SECTOR ANALYSIS



SECTOR 1 = FL to I1, SECTOR 2 = I1 to FL, DIFF = Difference To Personal Best Lap, P = Crossed Finish Line in Pit Lane, D = Time Disallowed

P13 115 U		Sam MCFARLANE		Suzuki GSXR - Msg racing suzuki, performance technical		
IDEAL LAP TIME : 53.321		BEST LAP TIME : 53.432		DIFFERENCE : 0.111		
LAP	SECTOR 1	SECTOR 2	LAP TIME	MPH	DIFF	TIME OF DAY
1 -		22.968	1:08.063	63.89	14.631	16:32:28.688
2 -	34.219	21.766	55.985	77.67	2.553	16:33:24.673
3 -	32.428	21.574	54.002	80.52	0.570	16:34:18.675
4 -	32.477	21.593	54.070	80.42	0.638	16:35:12.745
5 -	32.566	21.419	53.985	80.55	0.553	16:36:06.730
6 -	32.325	21.524	53.849	80.75	0.417	16:37:00.579
7 -	32.740	22.892	55.632	78.16	2.200	16:37:56.211
8 -	32.182	21.452	53.634 (2)	81.07	0.202	16:38:49.845
9 -	31.973	21.459	53.432 (1)	81.38		16:39:43.277
10 -	32.418	21.348	53.766 (3)	80.88	0.334	16:40:37.043
11 -	32.227	21.933	54.160	80.29	0.728	16:41:31.203

P14 228 E		Clive EMERSON		Honda CBR900RRW -		
IDEAL LAP TIME : 55.155		BEST LAP TIME : 55.155		DIFFERENCE : 0.000		
LAP	SECTOR 1	SECTOR 2	LAP TIME	MPH	DIFF	TIME OF DAY
1 -		22.431	1:04.090	67.85	8.935	16:32:24.715
2 -	34.450	21.879	56.329	77.20	1.174	16:33:21.044
3 -	33.929	22.029	55.958	77.71	0.803	16:34:17.002
4 -	33.633	22.034	55.667 (3)	78.11	0.512	16:35:12.669
5 -	34.078	21.909	55.987	77.67	0.832	16:36:08.656
6 -	33.889	21.770	55.659 (2)	78.12	0.504	16:37:04.315
7 -	33.892	21.791	55.683	78.09	0.528	16:37:59.998
8 -	34.836	21.770	56.606	76.82	1.451	16:38:56.604
9 -	33.806	22.073	55.879	77.82	0.724	16:39:52.483
10 -	33.881	21.993	55.874	77.82	0.719	16:40:48.357
11 -	33.532	21.623	55.155 (1)	78.84		16:41:43.512

P15 22 E		Matthew MAY		Honda CBR600F3 - Tliehurst Glass Racing		
IDEAL LAP TIME : 56.184		BEST LAP TIME : 56.184		DIFFERENCE : 0.000		
LAP	SECTOR 1	SECTOR 2	LAP TIME	MPH	DIFF	TIME OF DAY
1 -		22.827	1:06.587	65.30	10.403	16:32:27.212
2 -	34.995	22.556	57.551	75.56	1.367	16:33:24.763
3 -	34.219	22.649	56.868	76.46	0.684	16:34:21.631
4 -	34.336	22.410	56.746	76.63	0.562	16:35:18.377
5 -	33.969	22.720	56.689	76.70	0.505	16:36:15.066
6 -	34.247	22.358	56.605 (3)	76.82	0.421	16:37:11.671
7 -	34.338	22.779	57.117	76.13	0.933	16:38:08.788
8 -	33.947	22.554	56.501 (2)	76.96	0.317	16:39:05.289
9 -	34.136	22.553	56.689	76.70	0.505	16:40:01.978
10 -	33.830	22.354	56.184 (1)	77.39		16:40:58.162
11 -	33.993	22.683	56.676	76.72	0.492	16:41:54.838

P16 171 E		Daniel GIBBS		Suzuki GSXR 750 Y - Thomas Racing		
IDEAL LAP TIME : 55.421		BEST LAP TIME : 55.682		DIFFERENCE : 0.261		
LAP	SECTOR 1	SECTOR 2	LAP TIME	MPH	DIFF	TIME OF DAY
1 -		22.629	1:04.930	66.97	9.248	16:32:25.555
2 -	35.087	22.894	57.981	75.00	2.299	16:33:23.536
3 -	34.983	22.434	57.417	75.73	1.735	16:34:20.953
4 -	34.420	22.555	56.975	76.32	1.293	16:35:17.928
5 -	34.703	22.691	57.394	75.76	1.712	16:36:15.322
6 -	34.729	22.564	57.293	75.90	1.611	16:37:12.615
7 -	34.113	22.746	56.859	76.48	1.177	16:38:09.474
8 -	34.217	22.414	56.631 (3)	76.78	0.949	16:39:06.105
9 -	34.738	23.149	57.887	75.12	2.205	16:40:03.992
10 -	33.824	21.858	55.682 (1)	78.09		16:40:59.674
11 -	33.563	22.379	55.942 (2)	77.73	0.260	16:41:55.616

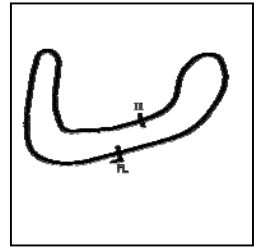
Weather / Track : Cloudy / Dry

Brands Hatch Indy
Circuit Length = 1.2079 miles
Start: 16:31 Flag 16:41 End: 16:42

BMCRC - MRO Championships 2019 - Rnd 9 @ Brands Hatch Indy

BMCRC Thunderbike Extreme & Ultra

RACE 18 - SECTOR ANALYSIS



SECTOR 1 = FL to I1, SECTOR 2 = I1 to FL, DIFF = Difference To Personal Best Lap, P = Crossed Finish Line in Pit Lane, D = Time Disallowed

P17 31 E Pete SANDERSON			Suzuki GSXR750 - #sellingeverythingtorace			
IDEAL LAP TIME : 55.580		BEST LAP TIME : 55.793	DIFFERENCE : 0.213			
LAP	SECTOR 1	SECTOR 2	LAP TIME	MPH	DIFF	TIME OF DAY
1 -		23.617	1:08.182	63.77	12.389	16:32:28.807
2 -	34.511	22.920	57.431	75.71	1.638	16:33:26.238
3 -	33.869	22.268	56.137 (3)	77.46	0.344	16:34:22.375
4 -	34.887	22.851	57.738	75.31	1.945	16:35:20.113
5 -	34.385	22.304	56.689	76.70	0.896	16:36:16.802
6 -	34.163	22.349	56.512	76.95	0.719	16:37:13.314
7 -	34.229	22.156	56.385	77.12	0.592	16:38:09.699
8 -	33.836	22.106	55.942 (2)	77.73	0.149	16:39:05.641
9 -	35.756	22.964	58.720	74.05	2.927	16:40:04.361
10 -	33.963	22.190	56.153	77.44	0.360	16:41:00.514
11 -	33.474	22.319	55.793 (1)	77.94		16:41:56.307

P18 86 U Jonathan LEFT			Suzuki GSXR 750 - JRL Design Solutions Ltd			
IDEAL LAP TIME : 55.920		BEST LAP TIME : 56.269	DIFFERENCE : 0.349			
LAP	SECTOR 1	SECTOR 2	LAP TIME	MPH	DIFF	TIME OF DAY
1 -		22.587	1:05.781	66.10	9.512	16:32:26.406
2 -	35.091	22.677	57.768	75.27	1.499	16:33:24.174
3 -	35.209	22.874	58.083	74.86	1.814	16:34:22.257
4 -	34.772	22.516	57.288	75.90	1.019	16:35:19.545
5 -	35.142	22.365	57.507	75.61	1.238	16:36:17.052
6 -	34.860	22.322	57.182	76.04	0.913	16:37:14.234
7 -	34.351	22.701	57.052	76.22	0.783	16:38:11.286
8 -	34.518	22.352	56.870 (3)	76.46	0.601	16:39:08.156
9 -	34.653	22.867	57.520	75.60	1.251	16:40:05.676
10 -	34.353	21.916	56.269 (1)	77.28		16:41:01.945
11 -	34.004	22.300	56.304 (2)	77.23	0.035	16:41:58.249

P19 6 U Andrew FIRTH			Suzuki SV650 - LTRmotorcycles.co.uk			
IDEAL LAP TIME : 56.181		BEST LAP TIME : 56.573	DIFFERENCE : 0.392			
LAP	SECTOR 1	SECTOR 2	LAP TIME	MPH	DIFF	TIME OF DAY
1 -		23.192	1:07.749	64.18	11.176	16:32:28.374
2 -	34.656	22.960	57.616	75.47	1.043	16:33:25.990
3 -	34.655	22.816	57.471	75.66	0.898	16:34:23.461
4 -	34.698	22.783	57.481	75.65	0.908	16:35:20.942
5 -	34.902	23.381	58.283	74.61	1.710	16:36:19.225
6 -	34.468	22.647	57.115	76.13	0.542	16:37:16.340
7 -	34.120	22.579	56.699 (3)	76.69	0.126	16:38:13.039
8 -	34.319	22.508	56.827	76.52	0.254	16:39:09.866
9 -	34.385	22.497	56.882	76.44	0.309	16:40:06.748
10 -	34.345	22.273	56.618 (2)	76.80	0.045	16:41:03.366
11 -	33.908	22.665	56.573 (1)	76.86		16:41:59.939

P20 46 E Adrian DRAPER			Suzuki GSXR 750 - droopy racing uk			
IDEAL LAP TIME : 56.814		BEST LAP TIME : 56.861	DIFFERENCE : 0.047			
LAP	SECTOR 1	SECTOR 2	LAP TIME	MPH	DIFF	TIME OF DAY
1 -		23.915	1:08.785	63.22	11.924	16:32:29.410
2 -	35.628	23.101	58.729	74.04	1.868	16:33:28.139
3 -	35.127	22.860	57.987	74.99	1.126	16:34:26.126
4 -	35.164	22.968	58.132	74.80	1.271	16:35:24.258
5 -	34.973	22.902	57.875	75.13	1.014	16:36:22.133
6 -	34.933	22.520	57.453	75.68	0.592	16:37:19.586
7 -	34.669	22.502	57.171	76.06	0.310	16:38:16.757
8 -	34.450	22.494	56.944 (2)	76.36	0.083	16:39:13.701
9 -	34.497	22.364	56.861 (1)	76.47		16:40:10.562
10 -	34.627	23.650	58.277	74.61	1.416	16:41:08.839
11 -	34.507	22.580	57.087 (3)	76.17	0.226	16:42:05.926

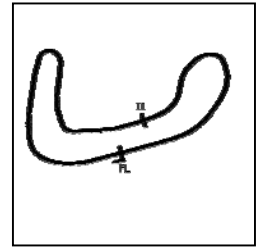
Weather / Track : Cloudy / Dry

Brands Hatch Indy
Circuit Length = 1.2079 miles
Start: 16:31 Flag 16:41 End: 16:42

BMCRC - MRO Championships 2019 - Rnd 9 @ Brands Hatch Indy

BMCRC Thunderbike Extreme & Ultra

RACE 18 - SECTOR ANALYSIS



SECTOR 1 = FL to I1, SECTOR 2 = I1 to FL, DIFF = Difference To Personal Best Lap, P = Crossed Finish Line in Pit Lane, D = Time Disallowed

P21 48 E		Peter FUNNELL		Honda 929 - Bear faced clothing		
IDEAL LAP TIME : 57.027		BEST LAP TIME : 57.055		DIFFERENCE : 0.028		
LAP	SECTOR 1	SECTOR 2	LAP TIME	MPH	DIFF	TIME OF DAY
1 -		24.122	1:09.215	62.82	12.160	16:32:29.840
2 -	35.125	23.885	59.010	73.69	1.955	16:33:28.850
3 -	34.786	23.030	57.816	75.21	0.761	16:34:26.666
4 -	34.933	22.919	57.852	75.16	0.797	16:35:24.518
5 -	35.082	23.005	58.087	74.86	1.032	16:36:22.605
6 -	34.756	22.899	57.655	75.42	0.600	16:37:20.260
7 -	34.769	23.042	57.811	75.22	0.756	16:38:18.071
8 -	34.348	22.875	57.223 (2)	75.99	0.168	16:39:15.294
9 -	34.215	22.840	57.055 (1)	76.21		16:40:12.349
10 -	34.691	23.164	57.855	75.16	0.800	16:41:10.204
11 -	34.547	22.812	57.359 (3)	75.81	0.304	16:42:07.563

P22 24 E		Mark REYNOLDS		Aprilia MILLE -		
IDEAL LAP TIME : 57.676		BEST LAP TIME : 57.851		DIFFERENCE : 0.175		
LAP	SECTOR 1	SECTOR 2	LAP TIME	MPH	DIFF	TIME OF DAY
1 -		23.305	1:07.428	64.49	9.577	16:32:28.053
2 -	36.464	23.307	59.771	72.75	1.920	16:33:27.824
3 -	37.239	23.814	1:01.053	71.22	3.202	16:34:28.877
4 -	36.915	23.794	1:00.709	71.63	2.858	16:35:29.586
5 -	36.626	22.561	59.187	73.47	1.336	16:36:28.773
6 -	35.463	22.639	58.102 (3)	74.84	0.251	16:37:26.875
7 -	35.165	22.686	57.851 (1)	75.16		16:38:24.726
8 -	35.573	23.344	58.917	73.80	1.066	16:39:23.643
9 -	35.414	22.756	58.170	74.75	0.319	16:40:21.813
10 -	35.387	22.511	57.898 (2)	75.10	0.047	16:41:19.711
11 -	36.290	22.540	58.830	73.91	0.979	16:42:18.541

P23 133 E		Carlo BOTTIGLIERI		Yamaha YZF R1 - TMT RACING		
IDEAL LAP TIME : 58.624		BEST LAP TIME : 58.624		DIFFERENCE : 0.000		
LAP	SECTOR 1	SECTOR 2	LAP TIME	MPH	DIFF	TIME OF DAY
1 -		23.438	1:09.454	62.61	10.830	16:32:30.079
2 -	35.681	22.943	58.624 (1)	74.17		16:33:28.703
3 -	36.058	23.628	59.686 (3)	72.85	1.062	16:34:28.389
4 -	37.155	23.757	1:00.912	71.39	2.288	16:35:29.301
5 -	37.801	23.228	1:01.029	71.25	2.405	16:36:30.330
6 -	36.023	23.350	59.373 (2)	73.24	0.749	16:37:29.703
7 -	36.325	23.611	59.936	72.55	1.312	16:38:29.639
8 -	36.812	24.038	1:00.850	71.46	2.226	16:39:30.489
9 -	37.154	23.914	1:01.068	71.20	2.444	16:40:31.557
10 -	37.379	24.104	1:01.483	70.72	2.859	16:41:33.040

P24 130 E		Fraser GRINSTEAD		Suzuki GSXR 750 SRAD - TRAPDOOR RACING		
IDEAL LAP TIME : 1:01.812		BEST LAP TIME : 1:02.030		DIFFERENCE : 0.218		
LAP	SECTOR 1	SECTOR 2	LAP TIME	MPH	DIFF	TIME OF DAY
1 -		26.253	1:15.891	57.30	13.861	16:32:36.516
2 -	37.266	24.764	1:02.030 (1)	70.10		16:33:38.546
3 -	37.450	24.807	1:02.257	69.84	0.227	16:34:40.803
4 -	37.464	24.607	1:02.071 (2)	70.05	0.041	16:35:42.874
5 -	37.773	24.827	1:02.600	69.46	0.570	16:36:45.474
6 -	37.529	25.161	1:02.690	69.36	0.660	16:37:48.164
7 -	37.320	24.815	1:02.135 (3)	69.98	0.105	16:38:50.299
8 -	37.923	24.546	1:02.469	69.61	0.439	16:39:52.768
9 -	37.396	24.800	1:02.196	69.91	0.166	16:40:54.964
10 -	38.214	24.653	1:02.867	69.17	0.837	16:41:57.831

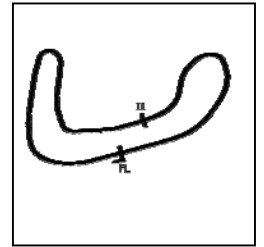
Weather / Track : Cloudy / Dry

Brands Hatch Indy
Circuit Length = 1.2079 miles
Start: 16:31 Flag 16:41 End: 16:42

BMCRC - MRO Championships 2019 - Rnd 9 @ Brands Hatch Indy

BMCRC Thunderbike Extreme & Ultra

RACE 18 - SECTOR ANALYSIS



SECTOR 1 = FL to I1, SECTOR 2 = I1 to FL, DIFF = Difference To Personal Best Lap, P = Crossed Finish Line in Pit Lane, D = Time Disallowed

P25 18 E		Stuart ALBON		Honda 954 FIREBLADE -		
IDEAL LAP TIME : 1:02.295		BEST LAP TIME : 1:03.129		DIFFERENCE : 0.834		
LAP	SECTOR 1	SECTOR 2	LAP TIME	MPH	DIFF	TIME OF DAY
1 -		26.925	1:15.989	57.22	12.860	16:32:36.614
2 -	39.296	25.419	1:04.715	67.19	1.586	16:33:41.329
3 -	38.155	24.974	1:03.129 (1)	68.88		16:34:44.458
4 -	39.016	25.181	1:04.197	67.73	1.068	16:35:48.655
5 -	39.258	26.104	1:05.362	66.53	2.233	16:36:54.017
6 -	39.118	26.145	1:05.263	66.63	2.134	16:37:59.280
7 -	39.091	24.350	1:03.441 (3)	68.54	0.312	16:39:02.721
8 -	38.877	24.790	1:03.667	68.30	0.538	16:40:06.388
9 -	38.680	25.064	1:03.744	68.21	0.615	16:41:10.132
10 -	39.076	24.140	1:03.216 (2)	68.78	0.087	16:42:13.348

P26 212 E		Tim BENNETT		Yamaha R1 - www.maxpowerracing.uk		
IDEAL LAP TIME : 1:02.729		BEST LAP TIME : 1:02.991		DIFFERENCE : 0.262		
LAP	SECTOR 1	SECTOR 2	LAP TIME	MPH	DIFF	TIME OF DAY
1 -		26.984	1:16.023	57.20	13.032	16:32:36.648
2 -	39.313	26.181	1:05.494	66.39	2.503	16:33:42.142
3 -	38.114	26.119	1:04.233	67.70	1.242	16:34:46.375
4 -	38.472	24.765	1:03.237 (3)	68.76	0.246	16:35:49.612
5 -	38.673	26.357	1:05.030	66.87	2.039	16:36:54.642
6 -	38.419	25.806	1:04.225	67.70	1.234	16:37:58.867
7 -	38.067	24.924	1:02.991 (1)	69.03		16:39:01.858
8 -	38.406	26.259	1:04.665	67.24	1.674	16:40:06.523
9 -	38.087	25.050	1:03.137 (2)	68.87	0.146	16:41:09.660
10 -	39.096	24.662	1:03.758	68.20	0.767	16:42:13.418

BMCRC - MRO Championships 2019 - Rnd 9 @ Brands Hatch Indy

BMCRC Thunderbike Extreme & Ultra

RACE 18 - BEST SECTORS

SECTOR 1			SECTOR 2			IDEAL / BEST COMPARISON						
POS	NO	NAME	TIME	NO	NAME	TIME	POS	NO	NAME	IDEAL	BEST	DIFF
									PERFECT LAP	48.543		
1	140	PATMORE	29.187	140	PATMORE	19.356	1	140	PATMORE	48.543	48.543	0.000
2	143	PALMER	29.320	143	PALMER	19.392	2	143	PALMER	48.712	48.924	0.212
3	5	KILLWORTH	30.155	5	KILLWORTH	19.942	3	5	KILLWORTH	50.097	50.097	0.000
4	258	FRIEND	30.358	258	FRIEND	19.990	4	258	FRIEND	50.348	50.348	0.000
5	53	MILLS	30.988	55	HODGINS	20.306	5	53	MILLS	51.297	51.359	0.062
6	16	WREN	31.065	53	MILLS	20.309	6	16	WREN	51.515	51.821	0.306
7	188	DINSMORE	31.311	16	WREN	20.450	7	188	DINSMORE	51.806	51.806	0.000
8	97	ANSELL	31.422	188	DINSMORE	20.495	8	55	HODGINS	51.910	52.050	0.140
9	55	HODGINS	31.604	78	THOMAS	20.562	9	97	ANSELL	52.031	52.101	0.070
10	117	STAGG	31.658	97	ANSELL	20.609	10	78	THOMAS	52.415	52.524	0.109
11	78	THOMAS	31.853	117	STAGG	21.028	11	117	STAGG	52.686	52.755	0.069
12	115	MCFARLANE	31.973	115	MCFARLANE	21.348	12	115	MCFARLANE	53.321	53.432	0.111
13	31	SANDERSON	33.474	228	EMERSON	21.623	13	228	EMERSON	55.155	55.155	0.000
14	228	EMERSON	33.532	171	GIBBS	21.858	14	171	GIBBS	55.421	55.682	0.261
15	171	GIBBS	33.563	86	LEFT	21.916	15	31	SANDERSON	55.580	55.793	0.213
16	22	MAY	33.830	31	SANDERSON	22.106	16	86	LEFT	55.920	56.269	0.349
17	6	FIRTH	33.908	6	FIRTH	22.273	17	6	FIRTH	56.181	56.573	0.392
18	86	LEFT	34.004	22	MAY	22.354	18	22	MAY	56.184	56.184	0.000
19	48	FUNNELL	34.215	46	DRAPER	22.364	19	46	DRAPER	56.814	56.861	0.047
20	46	DRAPER	34.450	24	REYNOLDS	22.511	20	48	FUNNELL	57.027	57.055	0.028
21	24	REYNOLDS	35.165	48	FUNNELL	22.812	21	24	REYNOLDS	57.676	57.851	0.175
22	133	BOTTIGLIERI	35.681	133	BOTTIGLIERI	22.943	22	133	BOTTIGLIERI	58.624	58.624	0.000
23	130	GRINSTEAD	37.266	18	ALBON	24.140	23	130	GRINSTEAD	1:01.812	1:02.030	0.218
24	212	BENNETT	38.067	130	GRINSTEAD	24.546	24	18	ALBON	1:02.295	1:03.129	0.834
25	18	ALBON	38.155	212	BENNETT	24.662	25	212	BENNETT	1:02.729	1:02.991	0.262
26							26	73	MACRAE		51.518	
27												

Weather / Track : Cloudy / Dry

Results can be found at www.tsl-timing.com

Brands Hatch Indy
 Circuit Length = 1.2079 miles
 Start: 16:31 Flag 16:41 End: 16:42

Printed - 16:43 Sunday, 06 October 2019

BMCRC - MRO Championships 2019 - Rnd 9 @ Brands Hatch Indy

BMCRC Thunderbike Extreme & Ultra

RACE 18 - STATISTICS

Competitors Started 26
Planned Start 2019-10-06 @ 15:55:00.000
Actual Start 2019-10-06 @ 16:31:20.625
Finish Time 2019-10-06 @ 16:41:20.059
Track Length 1.2079mi.
Total Laps 294
Total Distance Covered 355.1360mi.

Session Fastest Lap History

NO	CL	NAME	LAP TIME	TIME OF DAY	LAP	VEHICLE
140	U	Aiden PATMORE	49.754	16:33:06.449	2	Yamaha R1
140	U	Aiden PATMORE	49.458	16:33:55.906	3	Yamaha R1
143	U	Steve PALMER	49.341	16:33:56.131	3	Suzuki GSXR1000 K6
143	U	Steve PALMER	49.285	16:34:45.417	4	Suzuki GSXR1000 K6
140	U	Aiden PATMORE	49.167	16:36:24.011	6	Yamaha R1
143	U	Steve PALMER	49.166	16:36:24.226	6	Suzuki GSXR1000 K6
143	U	Steve PALMER	48.961	16:39:42.084	10	Suzuki GSXR1000 K6
143	U	Steve PALMER	48.924	16:40:31.008	11	Suzuki GSXR1000 K6
140	U	Aiden PATMORE	48.875	16:40:31.676	11	Yamaha R1
140	U	Aiden PATMORE	48.543	16:41:20.239	12	Yamaha R1

Session Leader History

NO	CL	NAME	FROM LAP	LAPS LED	DISTANCE	VEHICLE
140	U	Aiden PATMORE	1	8	9.66 miles	Yamaha R1
143	U	Steve PALMER	9	4	4.83 miles	Suzuki GSXR1000 K6

Flag History

TYPE	TIME OF DAY
GREEN	16:31:20.625
FINISH	16:41:20.059

Flag Statistics

TYPE	COUNT	TOTAL LAPS	TOTAL TIME
Green	1	12	11:02.294
Red	0	0	0.000
Safety Car	0	0	0.000
FCY	0	0	0.000

Weather / Track : Cloudy / Dry

These results are provisional until the conclusion of any judicial and technical matters.

Brands Hatch Indy

Circuit Length = 1.2079 miles

Start: 16:31 Flag 16:41 End: 16:42

Clerk Of Course :		Timekeeper :
-------------------	--	--------------

BMCRC - MRO Championships 2019 - Rnd 9 @ Brands Hatch Indy

BMCRC Thunderbike Extreme & Ultra

RACE 18 - STATISTICS

CLASS : U

10 Starters

Fastest Lap History

NO	NAME	LAP TIME	TIME OF DAY	LAP	VEHICLE
140	Aiden PATMORE	49.754	16:33:06.449	2	Yamaha R1
140	Aiden PATMORE	49.458	16:33:55.906	3	Yamaha R1
143	Steve PALMER	49.341	16:33:56.131	3	Suzuki GSXR1000 K6
143	Steve PALMER	49.285	16:34:45.417	4	Suzuki GSXR1000 K6
140	Aiden PATMORE	49.167	16:36:24.011	6	Yamaha R1
143	Steve PALMER	49.166	16:36:24.226	6	Suzuki GSXR1000 K6
143	Steve PALMER	48.961	16:39:42.084	10	Suzuki GSXR1000 K6
143	Steve PALMER	48.924	16:40:31.008	11	Suzuki GSXR1000 K6
140	Aiden PATMORE	48.875	16:40:31.676	11	Yamaha R1
140	Aiden PATMORE	48.543	16:41:20.239	12	Yamaha R1

Leader History

NO	NAME	FROM LAP	LAPS LED	DISTANCE	VEHICLE
140	Aiden PATMORE	1	8	9.66 miles	Yamaha R1
143	Steve PALMER	9	4	4.83 miles	Suzuki GSXR1000 K6

Weather / Track : Cloudy / Dry

These results are provisional until the conclusion of any judicial and technical matters.

Brands Hatch Indy

Circuit Length = 1.2079 miles

Start: 16:31 Flag 16:41 End: 16:42

Clerk Of Course :

Timekeeper :

BMCRC - MRO Championships 2019 - Rnd 9 @ Brands Hatch Indy

BMCRC Thunderbike Extreme & Ultra

RACE 18 - STATISTICS

CLASS : E

16 Starters

Fastest Lap History

NO	NAME	LAP TIME	TIME OF DAY	LAP	VEHICLE
97	Edward ANSELL	53.571	16:33:12.874	2	Yamaha R6
73	Luke MACRAE	53.464	16:33:13.233	2	Yamaha R6
53	Patrick MILLS	51.918	16:33:13.742	2	Honda NC30
53	Patrick MILLS	51.581	16:35:49.579	5	Honda NC30
53	Patrick MILLS	51.568	16:38:24.571	8	Honda NC30
53	Patrick MILLS	51.359	16:39:15.930	9	Honda NC30

Leader History

NO	NAME	FROM LAP	LAPS LED	DISTANCE	VEHICLE
97	Edward ANSELL	1	2	2.41 miles	Yamaha R6
73	Luke MACRAE	3	2	2.41 miles	Yamaha R6
53	Patrick MILLS	5	8	9.66 miles	Honda NC30

Weather / Track : Cloudy / Dry

These results are provisional until the conclusion of any judicial and technical matters.

Brands Hatch Indy

Circuit Length = 1.2079 miles

Start: 16:31 Flag 16:41 End: 16:42

Clerk Of Course :

Timekeeper :

BMCRC-MRO Championships 2019



BMCRC THUNDERBIKE SPORT

Brands Hatch Indy Circuit

5th / 6th October 2019



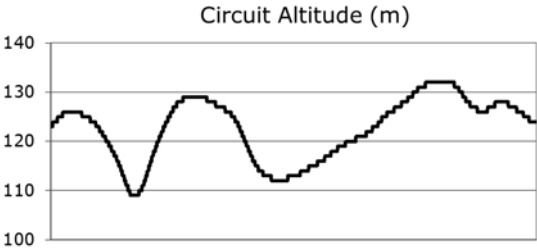
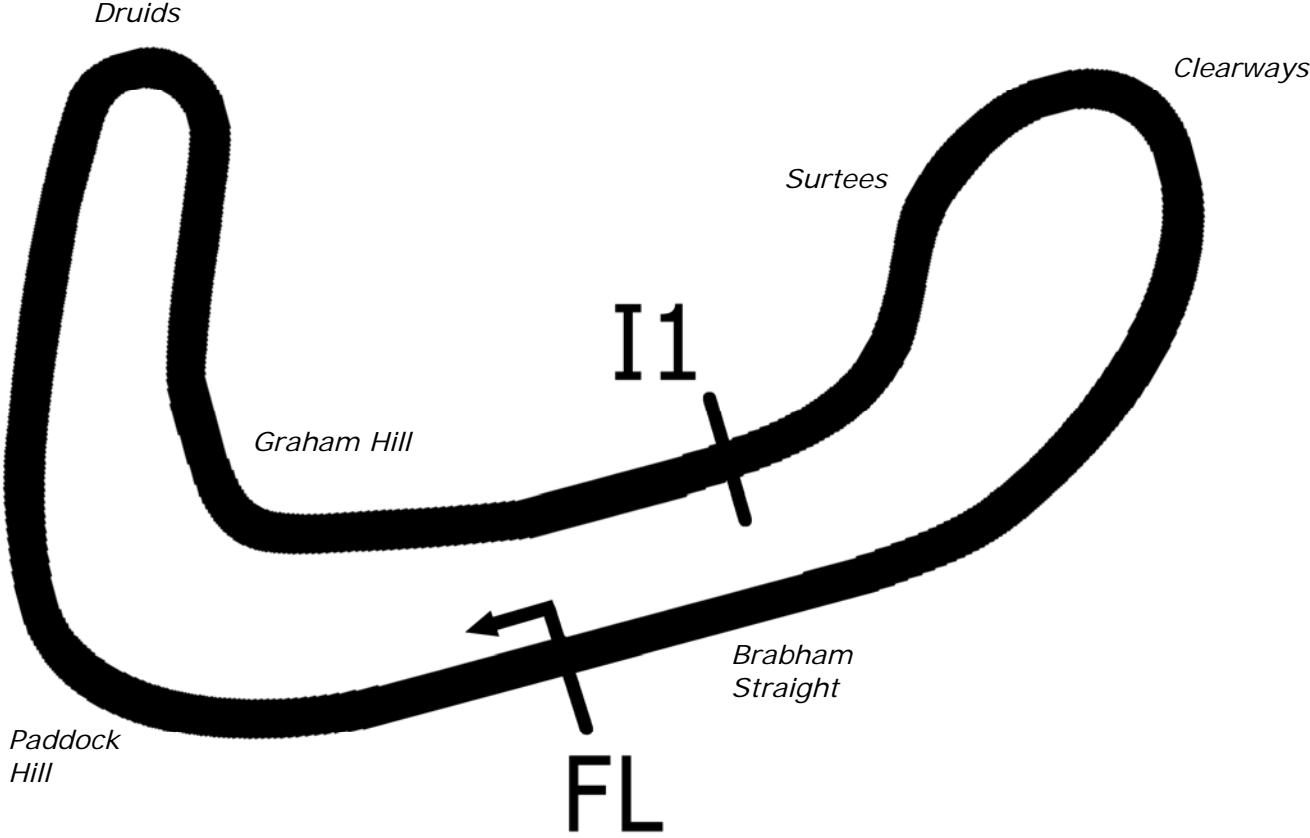
Results Provided by Timing Solutions Ltd
www.tsl-timing.com

Brands Hatch Indy



SPORTS TIMING

TIMING SOLUTIONS LTD



Length	1.2079 miles	1944.0 m	
FL		51.36032 N	0.26032 E
I1	1112m	51.35934 N	0.25955 E
Pit Entry	1669m	51.35911 N	0.25743 E
Pit Exit	26m after FL	51.36027 N	0.26078 E
Pit Entry–Pit Exit 277m, 16.6s @60kph, 12.4s @80kph			

BMCRC - MRO Championships 2019 - Rnd 9 @ Brands Hatch Indy



BMCRC Thunderbike Sport

QUALIFYING - CLASSIFICATION

POS	NO	CL	PIC NAME	ENTRY	TIME	ON	LAPS	GAP	DIFF	MPH
1	74	A	1 Daniel SINGLETON	Honda CBR 600 - Bambino Developments Racing	50.463	10	13			86.17
2	961	C	1 Jack SIM	Yamaha R6 - Platform Lift Engineers Ltd	51.011	11	11	0.548	0.548	85.24
3	47	A	2 Thomas WATSON	Yamaha R6 - Motorsportdays.com TEA Time Racing	51.910	13	13	1.447	0.899	83.77
4	54	C	2 Adam JAMISON	Yamaha R6 - AJ Racing	52.583	10	11	2.120	0.673	82.69
5	90	A	3 Edward WATSON	Yamaha R6 - Motorsportdays.com TEA Time Racing	52.871	11	11	2.408	0.288	82.24
6	48	C	3 Shaun WALLIS	Yamaha R6 - Watling Tyres	53.142	6	8	2.679	0.271	81.82
7	96	A	4 Neil GREGORY	Ducati MONSTER - SNC Scaffolding	53.441	11	13	2.978	0.299	81.37
8	93	C	4 Jack WALLIS	Yamaha R6 - Watling Tyres RimTec	53.449	9	13	2.986	0.008	81.35
9	81	A	5 Malvern MAY	Honda CBR600RR -	53.465	12	13	3.002	0.016	81.33
10	72	C	5 Kevin MILLER	Honda CBR600RR - Mechanical Air Supplies Ltd	54.041	11	13	3.578	0.576	80.46
11	35	A	6 Sam DIGBY-BAKER	Yamaha R6 -	54.437	8	9	3.974	0.396	79.88
12	45	C	6 Tom STEVENS	Suzuki SV650 -	54.603	9	11	4.140	0.166	79.64
13	960	A	7 Dan HARRIS	Suzuki SV650 - HP Racing	55.089	9	9	4.626	0.486	78.93
14	46	C	7 Jeff MORRIS	Suzuki SV650 -	55.128	8	11	4.665	0.039	78.88
15	133	A	8 Carl JOHNSTONE	Suzuki GSXR 600 - EDIasia	55.246	8	12	4.783	0.118	78.71
16	85	C	8 Andrew KITE	Ducati 749 - Red Rebel Racing	55.289	7	8	4.826	0.043	78.65
17	84	A	9 Ricardo BRANCO	Yamaha R6 - IMP Racing	55.400	12	12	4.937	0.111	78.49
18	28	C	9 Matthew LAWSON	Ducati 800SS -	56.078	10	11	5.615	0.678	77.54
19	50	A	10 Paul ROBSON	Yamaha R6 - RBProperty services & Environment Lightin	56.208	3	10	5.745	0.130	77.36
20	73	C	10 Vincent LEWIN	Honda CBR600F '93 - VINITWINRACING.CO.UK	56.383	10	11	5.920	0.175	77.12
21	22	A	11 Matthew MAY	Honda CBR600F3 - Tliehurst Glass Racing	56.673	10	11	6.210	0.290	76.73
22	137	C	11 Charlie CRAWT	Suzuki SV650 - Pass Bike Motorcycle Training & Sublime	56.741	11	11	6.278	0.068	76.63
23	747	A	12 Allan CLARK	Kawasaki ZXR400 - A Clark & Sons Builders	56.937	10	10	6.474	0.196	76.37
24	0	C	12 Luke STANLEY	Suzuki SV650 - Urban Race Tribe	56.977	11	11	6.514	0.040	76.32
25	117	A	13 Jordan HARRIS	Suzuki GSXR 600 - Steve Jordan Motorcycles	57.886	10	10	7.423	0.909	75.12
26	63	C	13 Steve SMULOVIC	Suzuki SV650 - SFC Racing	58.279	10	11	7.816	0.393	74.61
27	126	A	14 Damien LECHAUVE	Suzuki SV650 -	58.419	10	11	7.956	0.140	74.43
28	143	C	14 Robert DAVIE	Suzuki SV650 -	59.034	10	10	8.571	0.615	73.66
29	131	A	15 Christopher EVANS	Suzuki SV650 - C.E PHYSIO	1:01.911	10	11	11.448	2.877	70.23
30	20	C	15 Connor SWYER	Kawasaki ZXR 400 - WSC Performance & Owkay clothing	1:02.329	2	2	11.866	0.418	69.76
31	16	A	16 Geoff LANSDELL	Suzuki GSXR - EPG Domestic	1:02.381	9	10	11.918	0.052	69.71
32	9	C	16 Andrew WATSON	Ducati ST3 - TEA Time Racing	1:03.599	1	2	13.136	1.218	68.37
33	51	A	17 Paul BEESLEY	Yamaha R6 - My Mrs	1:03.728	1	2	13.265	0.129	68.23

Bikes 121 & 191 - No times set.

Bike 121 - Group C

Bike 191 - Group A

Weather / Track : Cloudy / Dry

These results are provisional until the conclusion of any judicial and technical matters.

Brands Hatch Indy

Circuit Length = 1.2079 miles

Start: 09:00 Flag 09:18 End: 09:19

Clerk Of Course :	Steward :	Timekeeper :
-------------------	-----------	--------------

Results can be found at www.tsl-timing.com

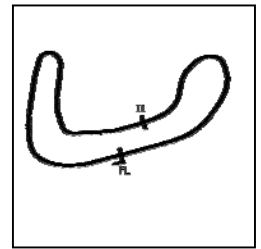
Printed - 09:42 Saturday, 05 October 2019



BMCRC - MRO Championships 2019 - Rnd 9 @ Brands Hatch Indy

BMCRC Thunderbike Sport

QUALIFYING - SECTOR ANALYSIS



SECTOR 1 = FL to I1, SECTOR 2 = I1 to FL, DIFF = Difference To Personal Best Lap, P = Crossed Finish Line in Pit Lane, D = Time Disallowed

P1 74 A Daniel SINGLETON		Honda CBR 600 - Bambino Developments Racing				
IDEAL LAP TIME : 50.463		BEST LAP TIME : 50.463		DIFFERENCE : 0.000		
LAP	SECTOR 1	SECTOR 2	LAP TIME	MPH	DIFF	TIME OF DAY
1 -	32.872	20.918	53.790	80.84	3.327	09:01:33.624
2 -	32.621	21.325	53.946	80.61	3.483	09:02:27.570
3 -	30.697	20.695	51.392 (3)	84.61	0.929	09:03:18.962
4 -	31.402	IN PIT	7:44.914 P	9.35	6:54.451	09:11:03.876
5 -	OUTLAP	22.347	58.481	74.35	8.018	09:12:02.357
6 -	31.917	21.110	53.027	82.00	2.564	09:12:55.384
7 -	31.003	20.741	51.744	84.04	1.281	09:13:47.128
8 -	30.744	20.658	51.402	84.59	0.939	09:14:38.530
9 -	30.943	20.755	51.698	84.11	1.235	09:15:30.228
10 -	30.226	20.237	50.463 (1)	86.17		09:16:20.691
11 -	30.323	20.640	50.963 (2)	85.32	0.500	09:17:11.654
12 -	31.080	20.878	51.958	83.69	1.495	09:18:03.612
13 -	30.607	20.817	51.424	84.56	0.961	09:18:55.036

P2 961 C Jack SIM		Yamaha R6 - Platform Lift Engineers Ltd				
IDEAL LAP TIME : 50.943		BEST LAP TIME : 51.011		DIFFERENCE : 0.068		
LAP	SECTOR 1	SECTOR 2	LAP TIME	MPH	DIFF	TIME OF DAY
1 -	33.250	21.243	54.493	79.80	3.482	09:01:33.541
2 -	31.913	20.867	52.780	82.39	1.769	09:02:26.321
3 -	31.062	20.849	51.911	83.77	0.900	09:03:18.232
4 -	31.333	IN PIT	10:09.876 P	7.13	9:18.865	09:13:28.108
5 -	OUTLAP	21.458	58.517	74.31	7.506	09:14:26.625
6 -	31.568	20.729	52.297	83.15	1.286	09:15:18.922
7 -	32.117	20.644	52.761	82.42	1.750	09:16:11.683
8 -	30.971	21.390	52.361	83.05	1.350	09:17:04.044
9 -	30.836	20.557	51.393 (3)	84.61	0.382	09:17:55.437
10 -	30.386	20.935	51.321 (2)	84.73	0.310	09:18:46.758
11 -	30.418	20.593	51.011 (1)	85.24		09:19:37.769

P3 47 A Thomas WATSON		Yamaha R6 - Motorsportdays.com TEA Time Racing				
IDEAL LAP TIME : 51.910		BEST LAP TIME : 51.910		DIFFERENCE : 0.000		
LAP	SECTOR 1	SECTOR 2	LAP TIME	MPH	DIFF	TIME OF DAY
1 -	33.798	21.831	55.629	78.17	3.719	09:01:39.865
2 -	32.269	21.343	53.612	81.11	1.702	09:02:33.477
3 -	31.650	20.761	52.411	82.97	0.501	09:03:25.888
4 -	31.570	IN PIT	7:38.805 P	9.47	6:46.895	09:11:04.693
5 -	OUTLAP	22.519	1:06.003	65.88	14.093	09:12:10.696
6 -	32.977	22.027	55.004	79.05	3.094	09:13:05.700
7 -	32.970	21.038	54.008	80.51	2.098	09:13:59.708
8 -	31.543	20.807	52.350 (3)	83.06	0.440	09:14:52.058
9 -	31.587	20.682	52.269 (2)	83.19	0.359	09:15:44.327
10 -	31.575	21.693	53.268	81.63	1.358	09:16:37.595
11 -	31.776	21.000	52.776	82.39	0.866	09:17:30.371
12 -	31.516	21.042	52.558	82.73	0.648	09:18:22.929
13 -	31.391	20.519	51.910 (1)	83.77		09:19:14.839

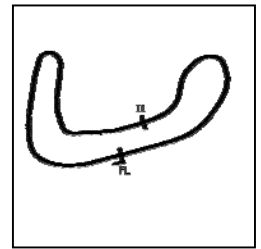
Weather / Track : Cloudy / Dry

Brands Hatch Indy
Circuit Length = 1.2079 miles
Start: 09:00 Flag 09:18 End: 09:19

BMCRC - MRO Championships 2019 - Rnd 9 @ Brands Hatch Indy

BMCRC Thunderbike Sport

QUALIFYING - SECTOR ANALYSIS



SECTOR 1 = FL to I1, SECTOR 2 = I1 to FL, DIFF = Difference To Personal Best Lap, P = Crossed Finish Line in Pit Lane, D = Time Disallowed

P4 54 C Adam JAMISON			Yamaha R6 - AJ Racing			
IDEAL LAP TIME : 52.398		BEST LAP TIME : 52.583	DIFFERENCE : 0.185			
LAP	SECTOR 1	SECTOR 2	LAP TIME	MPH	DIFF	TIME OF DAY
1 -	33.160	21.345	54.505	79.78	1.922	09:01:34.526
2 -	32.022	21.398	53.420	81.40	0.837	09:02:27.946
3 -	31.412	21.626	53.038	81.99	0.455	09:03:20.984
4 -	31.625	IN PIT	9:57.922	P 7.27	9:05.339	09:13:18.906
5 -	OUTLAP	21.884	58.648	74.14	6.065	09:14:17.554
6 -	31.782	21.081	52.863	82.26	0.280	09:15:10.417
7 -	32.084	21.884	53.968	80.57	1.385	09:16:04.385
8 -	31.742	21.324	53.066	81.94	0.483	09:16:57.451
9 -	31.447	21.259	52.706	(2) 82.50	0.123	09:17:50.157
10 -	31.597	20.986	52.583	(1) 82.69		09:18:42.740
11 -	31.647	21.178	52.825	(3) 82.32	0.242	09:19:35.565

P5 90 A Edward WATSON			Yamaha R6 - Motorsportdays.com TEA Time Racing			
IDEAL LAP TIME : 52.848		BEST LAP TIME : 52.871	DIFFERENCE : 0.023			
LAP	SECTOR 1	SECTOR 2	LAP TIME	MPH	DIFF	TIME OF DAY
1 -	39.237	23.266	1:02.503	69.57	9.632	09:02:11.414
2 -	35.355	22.377	57.732	75.32	4.861	09:03:09.146
3 -	2:21.813	23.814	8:50.048	8.20	7:57.177	09:11:59.194
4 -	34.941	22.336	57.277	75.92	4.406	09:12:56.471
5 -	33.555	22.078	55.633	78.16	2.762	09:13:52.104
6 -	33.188	21.690	54.878	79.24	2.007	09:14:46.982
7 -	33.047	21.908	54.955	79.13	2.084	09:15:41.937
8 -	33.306	21.771	55.077	78.95	2.206	09:16:37.014
9 -	32.393	21.499	53.892	(3) 80.69	1.021	09:17:30.906
10 -	31.859	21.586	53.445	(2) 81.36	0.574	09:18:24.351
11 -	31.882	20.989	52.871	(1) 82.24		09:19:17.222

P6 48 C Shaun WALLIS			Yamaha R6 - Watling Tyres			
IDEAL LAP TIME : 53.142		BEST LAP TIME : 53.142	DIFFERENCE : 0.000			
LAP	SECTOR 1	SECTOR 2	LAP TIME	MPH	DIFF	TIME OF DAY
1 -	33.702	22.183	55.885	77.81	2.743	09:01:39.061
2 -	32.365	21.485	53.850	(2) 80.75	0.708	09:02:32.911
3 -	32.793	22.469	55.262	78.69	2.120	09:03:28.173
4 -	34.292	IN PIT	9:55.038	P 7.30	9:01.896	09:13:23.211
5 -	OUTLAP	23.123	1:03.577	68.39	10.435	09:14:26.788
6 -	32.088	21.054	53.142	(1) 81.82		09:15:19.930
7 -	35.116	21.676	56.792	76.57	3.650	09:16:16.722
8 -	33.051	21.756	54.807	(3) 79.34	1.665	09:17:11.529

P7 96 A Neil GREGORY			Ducati MONSTER - SNC Scaffolding			
IDEAL LAP TIME : 53.441		BEST LAP TIME : 53.441	DIFFERENCE : 0.000			
LAP	SECTOR 1	SECTOR 2	LAP TIME	MPH	DIFF	TIME OF DAY
1 -	35.332	23.138	58.470	74.37	5.029	09:01:48.276
2 -	34.624	23.285	57.909	75.09	4.468	09:02:46.185
3 -	33.374	22.238	55.612	78.19	2.171	09:03:41.797
4 -	47.653	IN PIT	7:45.037	P 9.35	6:51.596	09:11:26.834
5 -	OUTLAP	21.706	58.676	74.11	5.235	09:12:25.510
6 -	33.516	21.578	55.094	78.93	1.653	09:13:20.604
7 -	33.089	21.655	54.744	79.43	1.303	09:14:15.348
8 -	32.676	21.678	54.354	80.00	0.913	09:15:09.702
9 -	33.214	22.278	55.492	78.36	2.051	09:16:05.194
10 -	33.604	21.545	55.149	78.85	1.708	09:17:00.343
11 -	32.039	21.402	53.441	(1) 81.37		09:17:53.784
12 -	32.073	21.606	53.679	(2) 81.01	0.238	09:18:47.463
13 -	32.367	21.564	53.931	(3) 80.63	0.490	09:19:41.394

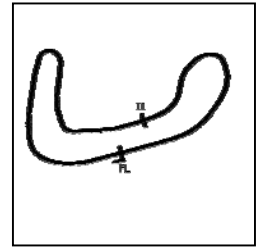
Weather / Track : Cloudy / Dry

Brands Hatch Indy
Circuit Length = 1.2079 miles
Start: 09:00 Flag 09:18 End: 09:19

BMCRC - MRO Championships 2019 - Rnd 9 @ Brands Hatch Indy

BMCRC Thunderbike Sport

QUALIFYING - SECTOR ANALYSIS



SECTOR 1 = FL to I1, SECTOR 2 = I1 to FL, DIFF = Difference To Personal Best Lap, P = Crossed Finish Line in Pit Lane, D = Time Disallowed

P8 93 C Jack WALLIS			Yamaha R6 - Watling Tyres RimTec			
IDEAL LAP TIME : 53.054		BEST LAP TIME : 53.449	DIFFERENCE : 0.395			
LAP	SECTOR 1	SECTOR 2	LAP TIME	MPH	DIFF	TIME OF DAY
1 -	36.992	23.312	1:00.304	72.11	6.855	09:01:47.034
2 -	34.817	22.381	57.198	76.02	3.749	09:02:44.232
3 -	33.520	22.431	55.951	77.72	2.502	09:03:40.183
4 -	49.844	IN PIT	7:23.848	P 9.79	6:30.399	09:11:04.031
5 -	OUTLAP	22.771	1:02.245	69.86	8.796	09:12:06.276
6 -	33.573	21.940	55.513	78.33	2.064	09:13:01.789
7 -	32.784	21.738	54.522	79.75	1.073	09:13:56.311
8 -	32.155	21.505	53.660	81.03	0.211	09:14:49.971
9 -	32.123	21.326	53.449 (1)	81.35		09:15:43.420
10 -	32.188	21.876	54.064	80.43	0.615	09:16:37.484
11 -	32.156	21.590	53.746	80.91	0.297	09:17:31.230
12 -	31.810	21.645	53.455 (2)	81.35	0.006	09:18:24.685
13 -	32.255	21.244	53.499 (3)	81.28	0.050	09:19:18.184

P9 81 A Malvern MAY			Honda CBR600RR -			
IDEAL LAP TIME : 53.293		BEST LAP TIME : 53.465	DIFFERENCE : 0.172			
LAP	SECTOR 1	SECTOR 2	LAP TIME	MPH	DIFF	TIME OF DAY
1 -	34.725	23.460	58.185	74.73	4.720	09:01:48.145
2 -	33.935	22.712	56.647	76.76	3.182	09:02:44.792
3 -	33.293	22.506	55.799	77.93	2.334	09:03:40.591
4 -			7:07.680	10.16	6:14.215	09:10:48.271
5 -	42.246	23.441	1:05.687	66.20	12.222	09:11:53.958
6 -	33.705	21.989	55.694	78.08	2.229	09:12:49.652
7 -	31.972	21.765	53.737 (2)	80.92	0.272	09:13:43.389
8 -	32.525	21.527	54.052	80.45	0.587	09:14:37.441
9 -	32.912	23.475	56.387	77.12	2.922	09:15:33.828
10 -	32.252	21.887	54.139	80.32	0.674	09:16:27.967
11 -	32.902	21.638	54.540	79.73	1.075	09:17:22.507
12 -	31.766	21.699	53.465 (1)	81.33		09:18:15.972
13 -	32.246	21.685	53.931 (3)	80.63	0.466	09:19:09.903

P10 72 C Kevin MILLER			Honda CBR600RR - Mechanical Air Supplies Ltd			
IDEAL LAP TIME : 53.949		BEST LAP TIME : 54.041	DIFFERENCE : 0.092			
LAP	SECTOR 1	SECTOR 2	LAP TIME	MPH	DIFF	TIME OF DAY
1 -	34.914	22.180	57.094	76.16	3.053	09:01:39.891
2 -	32.907	22.017	54.924	79.17	0.883	09:02:34.815
3 -	32.849	21.358	54.207 (3)	80.22	0.166	09:03:29.022
4 -	34.469	IN PIT	7:47.850	P 9.29	6:53.809	09:11:16.872
5 -	OUTLAP	22.922	1:05.518	66.37	11.477	09:12:22.390
6 -	34.626	22.226	56.852	76.48	2.811	09:13:19.242
7 -	34.011	21.477	55.488	78.37	1.447	09:14:14.730
8 -	32.842	21.700	54.542	79.72	0.501	09:15:09.272
9 -	32.737	22.254	54.991	79.07	0.950	09:16:04.263
10 -	32.806	21.518	54.324	80.04	0.283	09:16:58.587
11 -	32.591	21.450	54.041 (1)	80.46		09:17:52.628
12 -	32.641	21.552	54.193 (2)	80.24	0.152	09:18:46.821
13 -	33.244	22.872	56.116	77.49	2.075	09:19:42.937

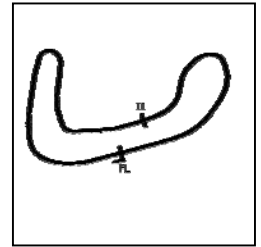
Weather / Track : Cloudy / Dry

Brands Hatch Indy
Circuit Length = 1.2079 miles
Start: 09:00 Flag 09:18 End: 09:19

BMCRC - MRO Championships 2019 - Rnd 9 @ Brands Hatch Indy

BMCRC Thunderbike Sport

QUALIFYING - SECTOR ANALYSIS



SECTOR 1 = FL to I1, SECTOR 2 = I1 to FL, DIFF = Difference To Personal Best Lap, P = Crossed Finish Line in Pit Lane, D = Time Disallowed

P11 35 A		Sam DIGBY-BAKER		Yamaha R6 -		
IDEAL LAP TIME : 54.437		BEST LAP TIME : 54.437		DIFFERENCE : 0.000		
LAP	SECTOR 1	SECTOR 2	LAP TIME	MPH	DIFF	TIME OF DAY
1 -	37.597	24.124	1:01.721	70.45	7.284	09:01:57.962
2 -	37.648	22.633	1:00.281	72.13	5.844	09:02:58.243
3 -	2:31.293	23.416	9:02.140	8.02	8:07.703	09:12:00.383
4 -	34.906	22.542	57.448	75.69	3.011	09:12:57.831
5 -	33.561	22.130	55.691	78.08	1.254	09:13:53.522
6 -	33.355	22.072	55.427 (3)	78.45	0.990	09:14:48.949
7 -	33.177	22.311	55.488	78.37	1.051	09:15:44.437
8 -	32.544	21.893	54.437 (1)	79.88		09:16:38.874
9 -	33.195	22.054	55.249 (2)	78.70	0.812	09:17:34.123

P12 45 C		Tom STEVENS		Suzuki SV650 -		
IDEAL LAP TIME : 54.437		BEST LAP TIME : 54.603		DIFFERENCE : 0.166		
LAP	SECTOR 1	SECTOR 2	LAP TIME	MPH	DIFF	TIME OF DAY
1 -	37.057	23.750	1:00.807	71.51	6.204	09:02:00.121
2 -	36.845	24.774	1:01.619	70.57	7.016	09:03:01.740
3 -	2:22.948	23.625	8:52.454	8.16	7:57.851	09:11:54.194
4 -	35.399	22.606	58.005	74.96	3.402	09:12:52.199
5 -	33.688	22.475	56.163	77.42	1.560	09:13:48.362
6 -	33.791	22.410	56.201	77.37	1.598	09:14:44.563
7 -	32.940	21.830	54.770 (2)	79.39	0.167	09:15:39.333
8 -	33.022	22.056	55.078	78.95	0.475	09:16:34.411
9 -	32.717	21.886	54.603 (1)	79.64		09:17:29.014
10 -	33.179	22.130	55.309	78.62	0.706	09:18:24.323
11 -	33.198	21.720	54.918 (3)	79.18	0.315	09:19:19.241

P13 960 A		Dan HARRIS		Suzuki SV650 - HP Racing		
IDEAL LAP TIME : 54.847		BEST LAP TIME : 55.089		DIFFERENCE : 0.242		
LAP	SECTOR 1	SECTOR 2	LAP TIME	MPH	DIFF	TIME OF DAY
1 -	35.900	22.927	58.827	73.92	3.738	09:02:09.408
2 -	34.181	22.265	56.446	77.04	1.357	09:03:05.854
3 -	2:21.169	23.305	8:41.841	8.33	7:46.752	09:11:47.695
4 -	34.185	22.585	56.770	76.60	1.681	09:12:44.465
5 -	33.684	22.182	55.866	77.83	0.777	09:13:40.331
6 -	33.414	22.063	55.477 (3)	78.38	0.388	09:14:35.808
7 -	33.805	22.539	56.344	77.17	1.255	09:15:32.152
8 -	33.325	21.985	55.310 (2)	78.62	0.221	09:16:27.462
9 -	32.862	22.227	55.089 (1)	78.93		09:17:22.551

P14 46 C		Jeff MORRIS		Suzuki SV650 -		
IDEAL LAP TIME : 54.942		BEST LAP TIME : 55.128		DIFFERENCE : 0.186		
LAP	SECTOR 1	SECTOR 2	LAP TIME	MPH	DIFF	TIME OF DAY
1 -	37.618	24.750	1:02.368	69.72	7.240	09:02:02.277
2 -	36.280	24.510	1:00.790	71.53	5.662	09:03:03.067
3 -	2:19.019	23.290	8:44.782	8.28	7:49.654	09:11:47.849
4 -	34.239	22.734	56.973	76.32	1.845	09:12:44.822
5 -	33.929	22.185	56.114	77.49	0.986	09:13:40.936
6 -	33.399	21.994	55.393 (3)	78.50	0.265	09:14:36.329
7 -	33.547	22.653	56.200	77.37	1.072	09:15:32.529
8 -	33.303	21.825	55.128 (1)	78.88		09:16:27.657
9 -	33.453	22.045	55.498	78.35	0.370	09:17:23.155
10 -	33.117	22.114	55.231 (2)	78.73	0.103	09:18:18.386
11 -	33.402	22.110	55.512	78.33	0.384	09:19:13.898

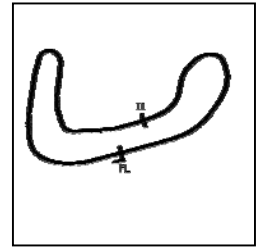
Weather / Track : Cloudy / Dry

Brands Hatch Indy
Circuit Length = 1.2079 miles
Start: 09:00 Flag 09:18 End: 09:19

BMCRC - MRO Championships 2019 - Rnd 9 @ Brands Hatch Indy

BMCRC Thunderbike Sport

QUALIFYING - SECTOR ANALYSIS



SECTOR 1 = FL to I1, SECTOR 2 = I1 to FL, DIFF = Difference To Personal Best Lap, P = Crossed Finish Line in Pit Lane, D = Time Disallowed

P15 133 A		Carl JOHNSTONE		Suzuki GSXR 600 - EDIasia			
IDEAL LAP TIME : 55.172		BEST LAP TIME : 55.246		DIFFERENCE : 0.074			
LAP	SECTOR 1	SECTOR 2	LAP TIME	MPH	DIFF	TIME OF DAY	
1 -	35.349	23.253	58.602	74.20	3.356	09:01:47.193	
2 -	34.038	22.624	56.662	76.74	1.416	09:02:43.855	
3 -	33.728	22.500	56.228	77.33	0.982	09:03:40.083	
4 -	1:57.699	23.962	8:18.786	8.71	7:23.540	09:11:58.869	
5 -	33.814	22.450	56.264	77.28	1.018	09:12:55.133	
6 -	33.788	22.073	55.861	77.84	0.615	09:13:50.994	
7 -	33.593	21.914	55.507 (3)	78.34	0.261	09:14:46.501	
8 -	33.304	21.942	55.246 (1)	78.71		09:15:41.747	
9 -	33.718	22.333	56.051	77.58	0.805	09:16:37.798	
10 -	33.258	22.030	55.288 (2)	78.65	0.042	09:17:33.086	
11 -	33.720	22.178	55.898	77.79	0.652	09:18:28.984	
12 -	33.637	22.272	55.909	77.78	0.663	09:19:24.893	

P16 85 C		Andrew KITE		Ducati 749 - Red Rebel Racing			
IDEAL LAP TIME :		BEST LAP TIME : 55.289		DIFFERENCE :			
LAP	SECTOR 1	SECTOR 2	LAP TIME	MPH	DIFF	TIME OF DAY	
1 -			1:02.730	69.32	7.441	09:02:29.304	
2 -			59.600	72.96	4.311	09:03:28.904	
3 -			8:52.405	8.16	7:57.116	09:12:21.309	
4 -			59.776	72.74	4.487	09:13:21.085	
5 -			58.527 (3)	74.30	3.238	09:14:19.612	
6 -			2:53.979	24.99	1:58.690	09:17:13.591	
7 -			55.289 (1)	78.65		09:18:08.880	
8 -			55.503 (2)	78.34	0.214	09:19:04.383	

P17 84 A		Ricardo BRANCO		Yamaha R6 - IMP Racing			
IDEAL LAP TIME : 54.968		BEST LAP TIME : 55.400		DIFFERENCE : 0.432			
LAP	SECTOR 1	SECTOR 2	LAP TIME	MPH	DIFF	TIME OF DAY	
1 -	36.190	23.001	59.191	73.46	3.791	09:01:47.487	
2 -	34.952	22.565	57.517	75.60	2.117	09:02:45.004	
3 -	33.946	22.342	56.288	77.25	0.888	09:03:41.292	
4 -	2:27.287	23.824	8:09.081	8.89	7:13.681	09:11:50.373	
5 -	34.117	22.646	56.763	76.60	1.363	09:12:47.136	
6 -	33.752	22.121	55.873	77.83	0.473	09:13:43.009	
7 -	33.691	22.163	55.854	77.85	0.454	09:14:38.863	
8 -	33.140	22.467	55.607 (3)	78.20	0.207	09:15:34.470	
9 -	33.338	22.402	55.740	78.01	0.340	09:16:30.210	
10 -	33.481	22.061	55.542 (2)	78.29	0.142	09:17:25.752	
11 -	33.553	22.172	55.725	78.03	0.325	09:18:21.477	
12 -	33.572	21.828	55.400 (1)	78.49		09:19:16.877	

P18 28 C		Matthew LAWSON		Ducati 800SS -			
IDEAL LAP TIME : 56.078		BEST LAP TIME : 56.078		DIFFERENCE : 0.000			
LAP	SECTOR 1	SECTOR 2	LAP TIME	MPH	DIFF	TIME OF DAY	
1 -	38.004	24.046	1:02.050	70.08	5.972	09:02:03.584	
2 -	35.886	24.223	1:00.109	72.34	4.031	09:03:03.693	
3 -	46.715	23.320	8:45.012	8.28	7:48.934	09:11:48.705	
4 -	34.577	22.904	57.481	75.65	1.403	09:12:46.186	
5 -	34.110	23.044	57.154	76.08	1.076	09:13:43.340	
6 -	34.839	22.894	57.733	75.32	1.655	09:14:41.073	
7 -	34.116	22.903	57.019	76.26	0.941	09:15:38.092	
8 -	34.356	22.630	56.986 (3)	76.31	0.908	09:16:35.078	
9 -	33.554	22.685	56.239 (2)	77.32	0.161	09:17:31.317	
10 -	33.534	22.544	56.078 (1)	77.54		09:18:27.395	
11 -	34.878	22.733	57.611	75.48	1.533	09:19:25.006	

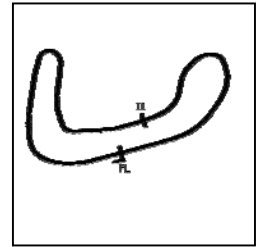
Weather / Track : Cloudy / Dry

Brands Hatch Indy
Circuit Length = 1.2079 miles
Start: 09:00 Flag 09:18 End: 09:19

BMCRC - MRO Championships 2019 - Rnd 9 @ Brands Hatch Indy

BMCRC Thunderbike Sport

QUALIFYING - SECTOR ANALYSIS



SECTOR 1 = FL to I1, SECTOR 2 = I1 to FL, DIFF = Difference To Personal Best Lap, P = Crossed Finish Line in Pit Lane, D = Time Disallowed

P19 50 A Paul ROBSON		Yamaha R6 - RBProperty services & Environment Lighting				
IDEAL LAP TIME : 55.339		BEST LAP TIME : 56.208		DIFFERENCE : 0.869		
LAP	SECTOR 1	SECTOR 2	LAP TIME	MPH	DIFF	TIME OF DAY
1 -	37.243	23.502	1:00.745	71.58	4.537	09:01:50.735
2 -	34.372	22.275	56.647	76.76	0.439	09:02:47.382
3 -	34.099	22.109	56.208 (1)	77.36		09:03:43.590
4 -		IN PIT	9:31.019	P 7.61	8:34.811	09:13:14.609
5 -	OUTLAP	23.742	1:04.975	66.92	8.767	09:14:19.584
6 -	34.620	23.710	58.330	74.55	2.122	09:15:17.914
7 -	34.304	22.661	56.965	76.33	0.757	09:16:14.879
8 -	33.712	22.817	56.529	76.92	0.321	09:17:11.408
9 -	33.731	22.569	56.300 (3)	77.23	0.092	09:18:07.708
10 -	33.230	23.028	56.258 (2)	77.29	0.050	09:19:03.966

P20 73 C Vincent LEWIN		Honda CBR600F '93 - VINITWINRACING.CO.UK				
IDEAL LAP TIME : 56.358		BEST LAP TIME : 56.383		DIFFERENCE : 0.025		
LAP	SECTOR 1	SECTOR 2	LAP TIME	MPH	DIFF	TIME OF DAY
1 -	44.635	26.873	1:11.508	60.81	15.125	09:02:18.527
2 -	39.132	25.942	1:05.074	66.82	8.691	09:03:23.601
3 -	40.948	IN PIT	7:43.827	P 9.37	6:47.444	09:11:07.428
4 -	OUTLAP	25.561	1:09.130	62.90	12.747	09:12:16.558
5 -	36.679	24.919	1:01.598	70.59	5.215	09:13:18.156
6 -	36.846	24.009	1:00.855	71.45	4.472	09:14:19.011
7 -	34.967	23.656	58.623	74.17	2.240	09:15:17.634
8 -	34.394	22.713	57.107	76.14	0.724	09:16:14.741
9 -	33.800	22.670	56.470 (2)	77.00	0.087	09:17:11.211
10 -	33.732	22.651	56.383 (1)	77.12		09:18:07.594
11 -	33.886	22.626	56.512 (3)	76.95	0.129	09:19:04.106

P21 22 A Matthew MAY		Honda CBR600F3 - Tliehurst Glass Racing				
IDEAL LAP TIME : 56.673		BEST LAP TIME : 56.673		DIFFERENCE : 0.000		
LAP	SECTOR 1	SECTOR 2	LAP TIME	MPH	DIFF	TIME OF DAY
1 -	44.096	26.326	1:10.422	61.75	13.749	09:02:09.284
2 -	39.875	24.482	1:04.357	67.57	7.684	09:03:13.641
3 -	37.768	IN PIT	7:51.980	P 9.21	6:55.307	09:11:05.621
4 -	OUTLAP	24.611	1:08.725	63.27	12.052	09:12:14.346
5 -	37.221	23.660	1:00.881	71.42	4.208	09:13:15.227
6 -	35.864	23.458	59.322	73.30	2.649	09:14:14.549
7 -	35.757	23.029	58.786	73.97	2.113	09:15:13.335
8 -	35.406	23.046	58.452	74.39	1.779	09:16:11.787
9 -	34.388	22.901	57.289 (2)	75.90	0.616	09:17:09.076
10 -	34.328	22.345	56.673 (1)	76.73		09:18:05.749
11 -	34.408	23.126	57.534 (3)	75.58	0.861	09:19:03.283

P22 137 C Charlie CRAWT		Suzuki SV650 - Pass Bike Motorcycle Training & Sublime Desig				
IDEAL LAP TIME : 56.561		BEST LAP TIME : 56.741		DIFFERENCE : 0.180		
LAP	SECTOR 1	SECTOR 2	LAP TIME	MPH	DIFF	TIME OF DAY
1 -	OUTLAP	23.961	1:08.024	63.92	11.283	09:02:35.482
2 -	36.275	23.480	59.755	72.77	3.014	09:03:35.237
3 -	48.467	IN PIT	7:35.907	P 9.53	6:39.166	09:11:11.144
4 -	OUTLAP	24.324	1:07.899	64.04	11.158	09:12:19.043
5 -	36.800	23.443	1:00.243	72.18	3.502	09:13:19.286
6 -	36.386	23.600	59.986	72.49	3.245	09:14:19.272
7 -	35.545	23.302	58.847	73.89	2.106	09:15:18.119
8 -	35.474	22.750	58.224	74.68	1.483	09:16:16.343
9 -	34.478	22.936	57.414 (3)	75.74	0.673	09:17:13.757
10 -	34.533	22.459	56.992 (2)	76.30	0.251	09:18:10.749
11 -	34.102	22.639	56.741 (1)	76.63		09:19:07.490

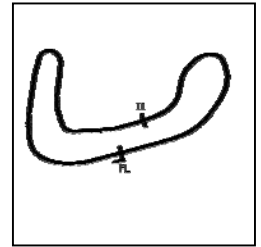
Weather / Track : Cloudy / Dry

Brands Hatch Indy
Circuit Length = 1.2079 miles
Start: 09:00 Flag 09:18 End: 09:19

BMCRC - MRO Championships 2019 - Rnd 9 @ Brands Hatch Indy

BMCRC Thunderbike Sport

QUALIFYING - SECTOR ANALYSIS



SECTOR 1 = FL to I1, SECTOR 2 = I1 to FL, DIFF = Difference To Personal Best Lap, P = Crossed Finish Line in Pit Lane, D = Time Disallowed

P23 747 A		Allan CLARK		Kawasaki ZXR400 - A Clark & Sons Builders			
IDEAL LAP TIME : 56.937		BEST LAP TIME : 56.937		DIFFERENCE : 0.000			
LAP	SECTOR 1	SECTOR 2	LAP TIME	MPH	DIFF	TIME OF DAY	
1 -	39.784	25.418	1:05.202	66.69	8.265	09:01:59.710	
2 -	38.382	25.337	1:03.719	68.24	6.782	09:03:03.429	
3 -	2:12.740	25.038	8:59.257	8.06	8:02.320	09:12:02.686	
4 -	37.112	24.124	1:01.236	71.01	4.299	09:13:03.922	
5 -	36.701	24.349	1:01.050	71.23	4.113	09:14:04.972	
6 -	36.095	23.847	59.942	72.54	3.005	09:15:04.914	
7 -	35.476	23.311	58.787	73.97	1.850	09:16:03.701	
8 -	35.226	22.999	58.225 (3)	74.68	1.288	09:17:01.926	
9 -	34.512	23.085	57.597 (2)	75.50	0.660	09:17:59.523	
10 -	33.986	22.951	56.937 (1)	76.37		09:18:56.460	

P24 0 C		Luke STANLEY		Suzuki SV650 - Urban Race Tribe			
IDEAL LAP TIME : 56.926		BEST LAP TIME : 56.977		DIFFERENCE : 0.051			
LAP	SECTOR 1	SECTOR 2	LAP TIME	MPH	DIFF	TIME OF DAY	
1 -	38.921	24.207	1:03.128	68.88	6.151	09:02:12.767	
2 -	36.282	23.434	59.716	72.82	2.739	09:03:12.483	
3 -	35.331	IN PIT	8:08.162 P	8.90	7:11.185	09:11:20.645	
4 -	OUTLAP	23.741	1:04.378	67.54	7.401	09:12:25.023	
5 -	36.151	23.258	59.409	73.19	2.432	09:13:24.432	
6 -	34.773	22.938	57.711	75.35	0.734	09:14:22.143	
7 -	34.520	22.783	57.303 (3)	75.88	0.326	09:15:19.446	
8 -	36.043	23.215	59.258	73.38	2.281	09:16:18.704	
9 -	34.615	23.066	57.681	75.39	0.704	09:17:16.385	
10 -	34.330	22.892	57.222 (2)	75.99	0.245	09:18:13.607	
11 -	34.143	22.834	56.977 (1)	76.32		09:19:10.584	

P25 117 A		Jordan HARRIS		Suzuki GSXR 600 - Steve Jordan Motorcycles			
IDEAL LAP TIME : 57.886		BEST LAP TIME : 57.886		DIFFERENCE : 0.000			
LAP	SECTOR 1	SECTOR 2	LAP TIME	MPH	DIFF	TIME OF DAY	
1 -	39.934	25.396	1:05.330	66.56	7.444	09:01:57.131	
2 -	39.107	25.196	1:04.303	67.62	6.417	09:03:01.434	
3 -	2:23.990	24.879	9:00.588	8.04	8:02.702	09:12:02.022	
4 -	37.131	23.944	1:01.075	71.20	3.189	09:13:03.097	
5 -	37.173	23.936	1:01.109	71.16	3.223	09:14:04.206	
6 -	36.343	23.554	59.897 (3)	72.60	2.011	09:15:04.103	
7 -	36.459	23.756	1:00.215	72.21	2.329	09:16:04.318	
8 -	38.207	23.751	1:01.958	70.18	4.072	09:17:06.276	
9 -	35.507	22.951	58.458 (2)	74.38	0.572	09:18:04.734	
10 -	35.226	22.660	57.886 (1)	75.12		09:19:02.620	

P26 63 C		Steve SMULOVIC		Suzuki SV650 - SFC Racing			
IDEAL LAP TIME : 58.274		BEST LAP TIME : 58.279		DIFFERENCE : 0.005			
LAP	SECTOR 1	SECTOR 2	LAP TIME	MPH	DIFF	TIME OF DAY	
1 -	43.480	26.240	1:09.720	62.37	11.441	09:02:16.190	
2 -	37.392	24.132	1:01.524	70.68	3.245	09:03:17.714	
3 -	36.328	IN PIT	7:45.079 P	9.35	6:46.800	09:11:02.793	
4 -	OUTLAP	24.079	1:05.135	66.76	6.856	09:12:07.928	
5 -	36.038	23.889	59.927	72.56	1.648	09:13:07.855	
6 -	35.595	23.635	59.230 (3)	73.41	0.951	09:14:07.085	
7 -	36.171	23.369	59.540	73.03	1.261	09:15:06.625	
8 -	35.502	23.550	59.052 (2)	73.64	0.773	09:16:05.677	
9 -	36.613	23.852	1:00.465	71.91	2.186	09:17:06.142	
10 -	34.905	23.374	58.279 (1)	74.61		09:18:04.421	
11 -	35.492	24.065	59.557	73.01	1.278	09:19:03.978	

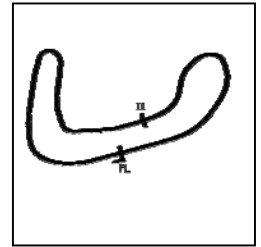
Weather / Track : Cloudy / Dry

Brands Hatch Indy
Circuit Length = 1.2079 miles
Start: 09:00 Flag 09:18 End: 09:19

BMCRC - MRO Championships 2019 - Rnd 9 @ Brands Hatch Indy

BMCRC Thunderbike Sport

QUALIFYING - SECTOR ANALYSIS



SECTOR 1 = FL to I1, SECTOR 2 = I1 to FL, DIFF = Difference To Personal Best Lap, P = Crossed Finish Line in Pit Lane, D = Time Disallowed

P27 126 A		Damien LECHAUVE		Suzuki SV650 -		
IDEAL LAP TIME : 58.419		BEST LAP TIME : 58.419		DIFFERENCE : 0.000		
LAP	SECTOR 1	SECTOR 2	LAP TIME	MPH	DIFF	TIME OF DAY
1 -	39.148	25.270	1:04.418	67.50	5.999	09:02:00.258
2 -	38.140	25.633	1:03.773	68.18	5.354	09:03:04.031
3 -	3:40.709	3:03.222	7:51.356	9.22	6:52.937	09:10:55.387
4 -	44.338	25.389	1:09.727	62.36	11.308	09:12:05.114
5 -	37.655	24.036	1:01.691	70.49	3.272	09:13:06.805
6 -	35.495	23.892	59.387 (3)	73.22	0.968	09:14:06.192
7 -	35.527	23.868	59.395	73.21	0.976	09:15:05.587
8 -	35.441	23.889	59.330 (2)	73.29	0.911	09:16:04.917
9 -	37.114	23.646	1:00.760	71.57	2.341	09:17:05.677
10 -	34.866	23.553	58.419 (1)	74.43		09:18:04.096
11 -	35.651	24.094	59.745	72.78	1.326	09:19:03.841

P28 143 C		Robert DAVIE		Suzuki SV650 -		
IDEAL LAP TIME : 59.959		BEST LAP TIME : 59.034		DIFFERENCE : -0.925		
LAP	SECTOR 1	SECTOR 2	LAP TIME	MPH	DIFF	TIME OF DAY
1 -	39.531	24.202	1:03.733	68.23	4.699	09:02:03.187
2 -	37.817	24.006	1:01.823	70.33	2.789	09:03:05.010
3 -	3:21.774	24.715	8:54.312	8.13	7:55.278	09:11:59.322
4 -	38.617	23.996	1:02.613	69.45	3.579	09:13:01.935
5 -	37.060	23.707	1:00.767	71.56	1.733	09:14:02.702
6 -	36.952	23.769	1:00.721	71.61	1.687	09:15:03.423
7 -	36.492	23.467	59.959 (3)	72.52	0.925	09:16:03.382
8 -			1:00.532	71.83	1.498	09:17:03.914
9 -			59.299 (2)	73.33	0.265	09:18:03.213
10 -			59.034 (1)	73.66		09:19:02.247

P29 131 A		Christopher EVANS		Suzuki SV650 - C.E PHYSIO		
IDEAL LAP TIME : 1:01.773		BEST LAP TIME : 1:01.911		DIFFERENCE : 0.138		
LAP	SECTOR 1	SECTOR 2	LAP TIME	MPH	DIFF	TIME OF DAY
1 -	44.676	26.585	1:11.261	61.02	9.350	09:02:16.072
2 -	41.128	25.615	1:06.743	65.15	4.832	09:03:22.815
3 -	40.359	IN PIT	7:49.552 P	9.26	6:47.641	09:11:12.367
4 -	OUTLAP	25.911	1:09.835	62.26	7.924	09:12:22.202
5 -	39.594	24.890	1:04.484	67.43	2.573	09:13:26.686
6 -	39.164	24.973	1:04.137	67.80	2.226	09:14:30.823
7 -	38.887	25.105	1:03.992	67.95	2.081	09:15:34.815
8 -	38.394	24.565	1:02.959	69.07	1.048	09:16:37.774
9 -	37.451	24.592	1:02.043 (2)	70.09	0.132	09:17:39.817
10 -	37.589	24.322	1:01.911 (1)	70.23		09:18:41.728
11 -	37.887	24.656	1:02.543 (3)	69.52	0.632	09:19:44.271

P30 20 C		Connor SWYER		Kawasaki ZXR 400 - WSC Performace & Owkay clothing		
IDEAL LAP TIME : 1:01.906		BEST LAP TIME : 1:02.329		DIFFERENCE : 0.423		
LAP	SECTOR 1	SECTOR 2	LAP TIME	MPH	DIFF	TIME OF DAY
1 -	39.118	25.298	1:04.416 (2)	67.50	2.087	09:02:00.531
2 -	37.309	25.020	1:02.329 (1)	69.76		09:03:02.860

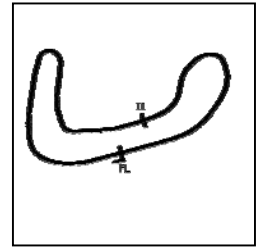
Weather / Track : Cloudy / Dry

Brands Hatch Indy
Circuit Length = 1.2079 miles
Start: 09:00 Flag 09:18 End: 09:19

BMCRC - MRO Championships 2019 - Rnd 9 @ Brands Hatch Indy

BMCRC Thunderbike Sport

QUALIFYING - SECTOR ANALYSIS



SECTOR 1 = FL to I1, SECTOR 2 = I1 to FL, DIFF = Difference To Personal Best Lap, P = Crossed Finish Line in Pit Lane, D = Time Disallowed

P31 16 A		Geoff LANSDELL		Suzuki GSXR - EPG Domestic			
IDEAL LAP TIME : 1:02.148		BEST LAP TIME : 1:02.381		DIFFERENCE : 0.233			
LAP	SECTOR 1	SECTOR 2	LAP TIME	MPH	DIFF	TIME OF DAY	
1 -	39.620	25.505	1:05.125	66.77	2.744	09:01:57.687	
2 -	39.764	25.043	1:04.807	67.10	2.426	09:03:02.494	
3 -	1:27.917	25.664	9:02.309	8.01	7:59.928	09:12:04.803	
4 -	39.027	25.035	1:04.062	67.88	1.681	09:13:08.865	
5 -	38.869	24.870	1:03.739	68.22	1.358	09:14:12.604	
6 -	39.044	24.745	1:03.789	68.17	1.408	09:15:16.393	
7 -	39.047	24.758	1:03.805	68.15	1.424	09:16:20.198	
8 -	38.288	24.405	1:02.693 (3)	69.36	0.312	09:17:22.891	
9 -	38.101	24.280	1:02.381 (1)	69.71		09:18:25.272	
10 -	38.358	24.047	1:02.405 (2)	69.68	0.024	09:19:27.677	

P32 9 C		Andrew WATSON		Ducati ST3 - TEA Time Racing			
IDEAL LAP TIME : 1:02.496		BEST LAP TIME : 1:03.599		DIFFERENCE : 1.103			
LAP	SECTOR 1	SECTOR 2	LAP TIME	MPH	DIFF	TIME OF DAY	
1 -	38.627	24.972	1:03.599 (1)	68.37		09:01:58.606	
2 -	38.191	25.434	1:03.625 (2)	68.34	0.026	09:03:02.231	

P33 51 A		Paul BEESLEY		Yamaha R6 - My Mrs			
IDEAL LAP TIME : 1:01.625		BEST LAP TIME : 1:03.728		DIFFERENCE : 2.103			
LAP	SECTOR 1	SECTOR 2	LAP TIME	MPH	DIFF	TIME OF DAY	
1 -	38.459	25.269	1:03.728 (1)	68.23		09:01:57.850	
2 -	38.574	25.452	1:04.026 (2)	67.91	0.298	09:03:01.876	

BMCRC - MRO Championships 2019 - Rnd 9 @ Brands Hatch Indy

BMCRC Thunderbike Sport

QUALIFYING - BEST SECTORS

SECTOR 1			SECTOR 2			IDEAL / BEST COMPARISON						
POS	NO	NAME	TIME	NO	NAME	TIME	POS	NO	NAME	IDEAL	BEST	DIFF
1	74	SINGLETON	30.226	74	SINGLETON	20.237	1	74	SINGLETON	50.463	50.463	0.000
2	961	SIM	30.386	47	WATSON	20.519	2	961	SIM	50.943	51.011	0.068
3	47	WATSON	31.391	961	SIM	20.557	3	47	WATSON	51.910	51.910	0.000
4	54	JAMISON	31.412	54	JAMISON	20.986	4	54	JAMISON	52.398	52.583	0.185
5	81	MAY	31.766	90	WATSON	20.989	5	90	WATSON	52.848	52.871	0.023
6	93	WALLIS	31.810	48	WALLIS	21.054	6	93	WALLIS	53.054	53.449	0.395
7	90	WATSON	31.859	93	WALLIS	21.244	7	48	WALLIS	53.142	53.142	0.000
8	96	GREGORY	32.039	72	MILLER	21.358	8	81	MAY	53.293	53.465	0.172
9	48	WALLIS	32.088	96	GREGORY	21.402	9	96	GREGORY	53.441	53.441	0.000
10	35	DIGBY-BAKER	32.544	81	MAY	21.527	10	72	MILLER	53.949	54.041	0.092
11	72	MILLER	32.591	45	STEVENS	21.720	11	35	DIGBY-BAKER	54.437	54.437	0.000
12	45	STEVENS	32.717	46	MORRIS	21.825	12	45	STEVENS	54.437	54.603	0.166
13	960	HARRIS	32.862	84	BRANCO	21.828	13	960	HARRIS	54.847	55.089	0.242
14	46	MORRIS	33.117	35	DIGBY-BAKER	21.893	14	46	MORRIS	54.942	55.128	0.186
15	84	BRANCO	33.140	133	JOHNSTONE	21.914	15	84	BRANCO	54.968	55.400	0.432
16	50	ROBSON	33.230	960	HARRIS	21.985	16	133	JOHNSTONE	55.172	55.246	0.074
17	133	JOHNSTONE	33.258	50	ROBSON	22.109	17	50	ROBSON	55.339	56.208	0.869
18	28	LAWSON	33.534	22	MAY	22.345	18	28	LAWSON	56.078	56.078	0.000
19	73	LEWIN	33.732	137	CRAWT	22.459	19	73	LEWIN	56.358	56.383	0.025
20	747	CLARK	33.986	28	LAWSON	22.544	20	137	CRAWT	56.561	56.741	0.180
21	137	CRAWT	34.102	73	LEWIN	22.626	21	22	MAY	56.673	56.673	0.000
22	0	STANLEY	34.143	117	HARRIS	22.660	22	0	STANLEY	56.926	56.977	0.051
23	22	MAY	34.328	0	STANLEY	22.783	23	747	CLARK	56.937	56.937	0.000
24	126	LECHAUVE	34.866	747	CLARK	22.951	24	117	HARRIS	57.886	57.886	0.000
25	63	SMULOVIC	34.905	63	SMULOVIC	23.369	25	63	SMULOVIC	58.274	58.279	0.005
26	117	HARRIS	35.226	143	DAVIE	23.467	26	126	LECHAUVE	58.419	58.419	0.000
27	51	BEESLEY	36.424	126	LECHAUVE	23.553	27	143	DAVIE	59.959	59.034	-0.925
28	143	DAVIE	36.492	16	LANSDELL	24.047	28	51	BEESLEY	1:01.625	1:03.728	2.103
29	20	SWYER	36.886	131	EVANS	24.322	29	131	EVANS	1:01.773	1:01.911	0.138
30	131	EVANS	37.451	9	WATSON	24.972	30	20	SWYER	1:01.906	1:02.329	0.423
31	9	WATSON	37.524	20	SWYER	25.020	31	16	LANSDELL	1:02.148	1:02.381	0.233
32	16	LANSDELL	38.101	51	BEESLEY	25.201	32	9	WATSON	1:02.496	1:03.599	1.103
33							33	85	KITE		55.289	

Weather / Track : Cloudy / Dry

Results can be found at www.tsl-timing.com

Brands Hatch Indy
Circuit Length = 1.2079 miles
Start: 09:00 Flag 09:18 End: 09:19

Printed - 09:46 Saturday, 05 October 2019

BMCRC - MRO Championships 2019 - Rnd 9 @ Brands Hatch Indy

BMCRC Thunderbike Sport

QUALIFYING - STATISTICS

Competitors Started 33
Planned Start 2019-10-05 @ 09:00:00.000
Actual Start 2019-10-05 @ 09:00:09.280
Finish Time 2019-10-05 @ 09:18:52.208
Track Length 1.2079mi.
Total Laps 335
Total Distance Covered 404.6617mi.

Session Fastest Lap History

NO	CL	NAME	LAP TIME	TIME OF DAY	LAP	VEHICLE
961	C	Jack SIM	54.493	09:01:33.554	1	Yamaha R6
74	A	Daniel SINGLETON	53.790	09:01:33.624	1	Honda CBR 600
961	C	Jack SIM	52.780	09:02:26.334	2	Yamaha R6
961	C	Jack SIM	51.911	09:03:18.245	3	Yamaha R6
74	A	Daniel SINGLETON	51.392	09:03:18.979	3	Honda CBR 600
74	A	Daniel SINGLETON	50.463	09:16:20.709	10	Honda CBR 600

Flag History

TYPE	TIME OF DAY
GREEN	09:00:09.280
RED	09:03:51.783
GREEN	09:10:43.005
FINISH	09:18:52.208

Flag Statistics

TYPE	COUNT	TOTAL LAPS	TOTAL TIME
Green	2	13	12:51.180
Red	1	0	6:51.221
Safety Car	0	0	0.000
FCY	0	0	0.000

Weather / Track : Cloudy / Dry

These results are provisional until the conclusion of any judicial and technical matters.

Brands Hatch Indy
Circuit Length = 1.2079 miles
Start: 09:00 Flag 09:18 End: 09:19

Clerk Of Course :		Timekeeper :
-------------------	--	--------------

BMCRC - MRO Championships 2019 - Rnd 9 @ Brands Hatch Indy

BMCRC Thunderbike Sport

QUALIFYING - STATISTICS

CLASS : A

17 Starters

Fastest Lap History

NO	NAME	LAP TIME	TIME OF DAY	LAP	VEHICLE
74	Daniel SINGLETON	53.790	09:01:33.624	1	Honda CBR 600
47	Thomas WATSON	53.612	09:02:33.494	2	Yamaha R6
74	Daniel SINGLETON	51.392	09:03:18.979	3	Honda CBR 600
74	Daniel SINGLETON	50.463	09:16:20.709	10	Honda CBR 600

Weather / Track : Cloudy / Dry

These results are provisional until the conclusion of any judicial and technical matters.

Brands Hatch Indy

Circuit Length = 1.2079 miles

Start: 09:00 Flag 09:18 End: 09:19

Clerk Of Course :

Timekeeper :

BMCRC - MRO Championships 2019 - Rnd 9 @ Brands Hatch Indy

BMCRC Thunderbike Sport

QUALIFYING - STATISTICS

CLASS : C

16 Starters

Fastest Lap History

NO	NAME	LAP TIME	TIME OF DAY	LAP	VEHICLE
961	Jack SIM	54.493	09:01:33.554	1	Yamaha R6
961	Jack SIM	52.780	09:02:26.334	2	Yamaha R6
961	Jack SIM	51.911	09:03:18.245	3	Yamaha R6
961	Jack SIM	51.393	09:17:55.449	9	Yamaha R6
961	Jack SIM	51.321	09:18:46.770	10	Yamaha R6
961	Jack SIM	51.011	09:19:37.782	11	Yamaha R6

Weather / Track : Cloudy / Dry

These results are provisional until the conclusion of any judicial and technical matters.

Brands Hatch Indy

Circuit Length = 1.2079 miles

Start: 09:00 Flag 09:18 End: 09:19

Clerk Of Course :

Timekeeper :

BMCRC - MRO Championships 2019 - Rnd 9 @ Brands Hatch Indy



Thunderbike Sport Rookies

QUALIFYING - CLASSIFICATION

POS	NO	CL	PIC NAME	ENTRY	TIME	ON	LAPS	GAP	DIFF	MPH
1	17	B	1 Tommy DOWNES	Suzuki SV650 - Ray Gnarley/ MoreMoto	53.572	5	9			81.17
2	624	B	2 Matthew FEDRICK	Yamaha R6 - Matthew Fedrick farriers ltd	54.240	9	14	0.668	0.668	80.17
3	104	B	3 Alex ROBINSON	Honda CBR600RR - Boa	54.703	5	13	1.131	0.463	79.49
4	44	B	4 James ROBINSON	Honda CBR600RR - CurrentElec	55.455	11	13	1.883	0.752	78.41
5	606	B	5 Jake ANDERTON	Honda CBR600RR - CurrentElec Limited	55.664	10	13	2.092	0.209	78.12
6	33	B	6 Peter PARAPANOS	Honda CBR600RR -	56.171	12	13	2.599	0.507	77.41
7	40	B	7 Simon WILKINSON	Suzuki SV650 - S P Wilkinson Engineering Ltd	56.286	6	13	2.714	0.115	77.25
8	240	B	8 Mark KAVANAGH	Honda CBR600RR -	56.443	4	6	2.871	0.157	77.04
9	187	B	9 David TREVEIL	Yamaha YZF R6 -	56.721	10	13	3.149	0.278	76.66
10	25	B	10 Sam DRUCE	Suzuki SV650 -	56.851	6	13	3.279	0.130	76.49
11	53	B	11 Tim BANWELL	Yamaha R6 -	57.478	6	13	3.906	0.627	75.65
12	373	B	12 Robert PRICE	Suzuki GSXR -	57.983	11	12	4.411	0.505	74.99
13	101	B	13 Glen TRIPP	Honda CBR 600FW - yaki too racing any help would be g	58.141	11	13	4.569	0.158	74.79
14	196	B	14 Emma PETERSON	Yamaha R6 - Plus racing gear, Helmet city Chichester	58.653	9	13	5.081	0.512	74.14
15	124	B	15 Sylvie BOTQUELEN	Suzuki GSXR 600 -	1:00.189	5	12	6.617	1.536	72.24
16	526	B	16 Michael ARMANI	Honda CBR600 -	1:01.120	9	10	7.548	0.931	71.14
17	272	B	17 Christopher COWAN	Suzuki SV650 - IMP Racing International	1:03.442	11	11	9.870	2.322	68.54
18	70	B	18 Vanessa GILLAM	Suzuki SV650 - No More Straps	1:03.669	4	11	10.097	0.227	68.30
19	120	B	19 Steve MALE	Suzuki SV650 - ATB Racing	1:10.760	1	1	17.188	7.091	61.45

Weather / Track : Cloudy / Dry

These results are provisional until the conclusion of any judicial and technical matters.

Brands Hatch Indy

Circuit Length = 1.2079 miles

Start: 10:33 Flag 10:46 End: 10:47

Clerk Of Course :	Steward :	Timekeeper :
-------------------	-----------	--------------

Results can be found at www.tsl-timing.com

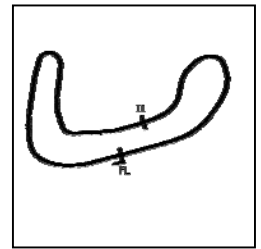
Printed - 10:53 Saturday, 05 October 2019



BMCRC - MRO Championships 2019 - Rnd 9 @ Brands Hatch Indy

Thunderbike Sport Rookies

QUALIFYING - SECTOR ANALYSIS



SECTOR 1 = FL to I1, SECTOR 2 = I1 to FL, DIFF = Difference To Personal Best Lap, P = Crossed Finish Line in Pit Lane, D = Time Disallowed

P1		40 E		David SHELVEY		Suzuki GSXR 600 K1 - ymark.com	
IDEAL LAP TIME : 50.939		BEST LAP TIME : 50.981		DIFFERENCE : 0.042			
LAP	SECTOR 1	SECTOR 2	LAP TIME	MPH	DIFF	TIME OF DAY	
1 -	31.655	21.011	52.666	82.56	1.685	10:35:00.417	
2 -	31.872	21.013	52.885	82.22	1.904	10:35:53.302	
3 -	31.763	20.808	52.571	82.71	1.590	10:36:45.873	
4 -	31.764	22.009	53.773	80.86	2.792	10:37:39.646	
5 -	31.806	20.281	52.087	83.48	1.106	10:38:31.733	
6 -	31.011	20.570	51.581 (3)	84.30	0.600	10:39:23.314	
7 -	30.886	21.179	52.065	83.52	1.084	10:40:15.379	
8 -	31.109	20.390	51.499 (2)	84.44	0.518	10:41:06.878	
9 -	31.194	21.605	52.799	82.36	1.818	10:41:59.677	
10 -	30.658	20.323	50.981 (1)	85.29		10:42:50.658	
11 -	31.475	20.456	51.931	83.73	0.950	10:43:42.589	

P2		53 E		Patrick MILLS		Honda NC30 - Clague Architects	
IDEAL LAP TIME : 51.392		BEST LAP TIME : 51.618		DIFFERENCE : 0.226			
LAP	SECTOR 1	SECTOR 2	LAP TIME	MPH	DIFF	TIME OF DAY	
1 -	33.274	21.455	54.729	79.45	3.111	10:35:53.238	
2 -	32.759	20.618	53.377	81.46	1.759	10:36:46.615	
3 -	31.693	22.064	53.757	80.89	2.139	10:37:40.372	
4 -	31.761	20.732	52.493	82.84	0.875	10:38:32.865	
5 -	32.128	20.865	52.993	82.05	1.375	10:39:25.858	
6 -	31.429	20.608	52.037 (3)	83.56	0.419	10:40:17.895	
7 -	31.015	20.977	51.992 (2)	83.63	0.374	10:41:09.887	
8 -	31.723	20.893	52.616	82.64	0.998	10:42:02.503	
9 -	30.945	21.222	52.167	83.35	0.549	10:42:54.670	
10 -	30.964	21.651	52.615	82.64	0.997	10:43:47.285	
11 -	30.803	21.628	52.431	82.93	0.813	10:44:39.716	
12 -	31.302	21.053	52.355	83.05	0.737	10:45:32.071	
13 -	31.436	21.086	52.522	82.79	0.904	10:46:24.593	
14 -	30.784	20.834	51.618 (1)	84.24		10:47:16.211	

P3		73 E		Luke MACRAE		Yamaha R6 - MacRae & Co Racing	
IDEAL LAP TIME : 51.889		BEST LAP TIME : 52.048		DIFFERENCE : 0.159			
LAP	SECTOR 1	SECTOR 2	LAP TIME	MPH	DIFF	TIME OF DAY	
1 -	33.842	22.206	56.048	77.58	4.000	10:35:05.661	
2 -	32.138	21.638	53.776	80.86	1.728	10:35:59.437	
3 -	31.756	21.590	53.346	81.51	1.298	10:36:52.783	
4 -	32.451	21.366	53.817	80.80	1.769	10:37:46.600	
5 -	32.000	21.186	53.186	81.76	1.138	10:38:39.786	
6 -	32.075	21.085	53.160	81.80	1.112	10:39:32.946	
7 -	31.469	20.853	52.322	83.11	0.274	10:40:25.268	
8 -	32.676	21.404	54.080	80.41	2.032	10:41:19.348	
9 -	31.107	21.074	52.181 (3)	83.33	0.133	10:42:11.529	
10 -	31.773	21.158	52.931	82.15	0.883	10:43:04.460	
11 -	31.036	21.029	52.065 (2)	83.52	0.017	10:43:56.525	
12 -	31.388	20.866	52.254	83.22	0.206	10:44:48.779	
13 -	31.106	20.942	52.048 (1)	83.54		10:45:40.827	
14 -	31.854	20.958	52.812	82.34	0.764	10:46:33.639	

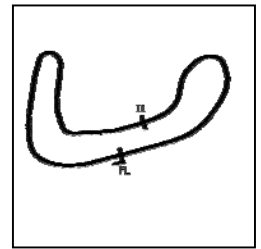
Weather / Track : Cloudy / Dry

Brands Hatch Indy
Circuit Length = 1.2079 miles
Start: 10:33 Flag 10:46 End: 10:47

BMCRC - MRO Championships 2019 - Rnd 9 @ Brands Hatch Indy

Thunderbike Sport Rookies

QUALIFYING - SECTOR ANALYSIS



SECTOR 1 = FL to I1, SECTOR 2 = I1 to FL, DIFF = Difference To Personal Best Lap, P = Crossed Finish Line in Pit Lane, D = Time Disallowed

P4 90 E Edward WATSON		Yamaha R6 - Motorsportdays.com TEA Time Racing				
IDEAL LAP TIME : 52.647		BEST LAP TIME : 52.698		DIFFERENCE : 0.051		
LAP	SECTOR 1	SECTOR 2	LAP TIME	MPH	DIFF	TIME OF DAY
1 -	36.831	22.880	59.711	72.82	7.013	10:35:44.589
2 -	35.098	21.765	56.863	76.47	4.165	10:36:41.452
3 -	34.417	21.639	56.056	77.57	3.358	10:37:37.508
4 -	32.846	20.974	53.820	80.79	1.122	10:38:31.328
5 -	34.480	22.301	56.781	76.58	4.083	10:39:28.109
6 -	32.144	21.072	53.216	81.71	0.518	10:40:21.325
7 -	32.138	21.624	53.762	80.88	1.064	10:41:15.087
8 -	31.746	21.119	52.865 (2)	82.25	0.167	10:42:07.952
9 -	33.101	22.233	55.334	78.58	2.636	10:43:03.286
10 -	31.673	21.025	52.698 (1)	82.51		10:43:55.984
11 -	31.697	21.383	53.080 (3)	81.92	0.382	10:44:49.064
12 -	32.110	21.942	54.052	80.45	1.354	10:45:43.116
13 -	32.979	22.382	55.361	78.54	2.663	10:46:38.477

P5 51 E Michael HOGARTH		Honda SP1 RC-51 - WHR Racing				
IDEAL LAP TIME : 52.798		BEST LAP TIME : 53.244		DIFFERENCE : 0.446		
LAP	SECTOR 1	SECTOR 2	LAP TIME	MPH	DIFF	TIME OF DAY
1 -	34.703	22.559	57.262	75.94	4.018	10:35:09.623
2 -	34.941	21.984	56.925	76.39	3.681	10:36:06.548
3 -	33.694	21.960	55.654	78.13	2.410	10:37:02.202
4 -	32.985	22.509	55.494	78.36	2.250	10:37:57.696
5 -	32.382	21.941	54.323	80.05	1.079	10:38:52.019
6 -	32.377	22.039	54.416	79.91	1.172	10:39:46.435
7 -	32.836	21.331	54.167	80.28	0.923	10:40:40.602
8 -	32.120	21.254	53.374 (3)	81.47	0.130	10:41:33.976
9 -	32.624	21.910	54.534	79.74	1.290	10:42:28.510
10 -	34.010	22.138	56.148	77.44	2.904	10:43:24.658
11 -	32.950	21.967	54.917	79.18	1.673	10:44:19.575
12 -	32.270	21.675	53.945	80.61	0.701	10:45:13.520
13 -	31.973	21.353	53.326 (2)	81.54	0.082	10:46:06.846
14 -	31.544	21.700	53.244 (1)	81.67		10:47:00.090

P6 97 E Edward ANSELL		Yamaha R6 - E a Ansell contractors				
IDEAL LAP TIME : 53.230		BEST LAP TIME : 53.396		DIFFERENCE : 0.166		
LAP	SECTOR 1	SECTOR 2	LAP TIME	MPH	DIFF	TIME OF DAY
1 -	33.541	21.679	55.220	78.75	1.824	10:35:05.796
2 -	32.648	21.236	53.884 (3)	80.70	0.488	10:35:59.680
3 -	32.158	21.238	53.396 (1)	81.44		10:36:53.076
4 -	32.428	21.072	53.500 (2)	81.28	0.104	10:37:46.576
5 -	32.774	21.397	54.171	80.27	0.775	10:38:40.747
6 -	33.040	21.756	54.796	79.35	1.400	10:39:35.543
7 -	32.742	21.274	54.016	80.50	0.620	10:40:29.559
8 -	34.503	22.302	56.805	76.55	3.409	10:41:26.364

P7 17 B Tommy DOWNES		Suzuki SV650 - Ray Gnarley/ MoreMoto				
IDEAL LAP TIME : 53.431		BEST LAP TIME : 53.572		DIFFERENCE : 0.141		
LAP	SECTOR 1	SECTOR 2	LAP TIME	MPH	DIFF	TIME OF DAY
1 -	33.036	22.274	55.310	78.62	1.738	10:35:06.761
2 -	32.981	21.863	54.844	79.29	1.272	10:36:01.605
3 -	32.438	22.696	55.134	78.87	1.562	10:36:56.739
4 -	32.475	21.762	54.237 (3)	80.17	0.665	10:37:50.976
5 -	31.979	21.593	53.572 (1)	81.17		10:38:44.548
6 -	32.388	21.452	53.840 (2)	80.76	0.268	10:39:38.388
7 -	32.597	21.928	54.525	79.75	0.953	10:40:32.913
8 -	32.368	22.338	54.706	79.49	1.134	10:41:27.619
9 -	32.982	22.635	55.617	78.18	2.045	10:42:23.236

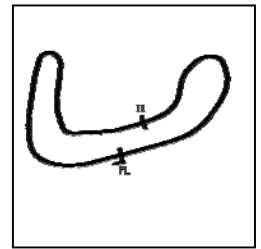
Weather / Track : Cloudy / Dry

Brands Hatch Indy
Circuit Length = 1.2079 miles
Start: 10:33 Flag 10:46 End: 10:47

BMCRC - MRO Championships 2019 - Rnd 9 @ Brands Hatch Indy

Thunderbike Sport Rookies

QUALIFYING - SECTOR ANALYSIS



SECTOR 1 = FL to I1, SECTOR 2 = I1 to FL, DIFF = Difference To Personal Best Lap, P = Crossed Finish Line in Pit Lane, D = Time Disallowed

P8 117 E Raymond STAGG			Suzuki K2 750 -			
IDEAL LAP TIME : 53.086			BEST LAP TIME : 53.733		DIFFERENCE : 0.647	
LAP	SECTOR 1	SECTOR 2	LAP TIME	MPH	DIFF	TIME OF DAY
1 -	37.935	22.446	1:00.381	72.01	6.648	10:35:23.965
2 -	35.767	22.936	58.703	74.07	4.970	10:36:22.668
3 -	34.812	21.580	56.392	77.11	2.659	10:37:19.060
4 -	32.600	21.133	53.733 (1)	80.92		10:38:12.793
5 -	31.968	22.384	54.352	80.00	0.619	10:39:07.145
6 -	32.879	21.425	54.304	80.07	0.571	10:40:01.449
7 -	32.113	21.874	53.987 (3)	80.54	0.254	10:40:55.436
8 -	34.165	21.692	55.857	77.85	2.124	10:41:51.293
9 -	32.548	22.155	54.703	79.49	0.970	10:42:45.996
10 -	32.396	21.508	53.904 (2)	80.67	0.171	10:43:39.900
11 -	33.955	21.118	55.073	78.96	1.340	10:44:34.973
12 -	33.521	21.563	55.084	78.94	1.351	10:45:30.057

P9 55 E Nick HODGINS			Suzuki GSXR 750 - Sam Saunders Racing			
IDEAL LAP TIME : 53.635			BEST LAP TIME : 54.003		DIFFERENCE : 0.368	
LAP	SECTOR 1	SECTOR 2	LAP TIME	MPH	DIFF	TIME OF DAY
1 -	37.361	22.226	59.587	72.97	5.584	10:35:24.200
2 -	35.835	22.886	58.721	74.05	4.718	10:36:22.921
3 -	35.939	22.167	58.106	74.83	4.103	10:37:21.027
4 -	33.208	22.726	55.934	77.74	1.931	10:38:16.961
5 -	33.477	21.469	54.946	79.14	0.943	10:39:11.907
6 -	33.227	21.112	54.339 (2)	80.02	0.336	10:40:06.246
7 -	32.720	22.104	54.824	79.31	0.821	10:41:01.070
8 -	33.300	21.060	54.360 (3)	79.99	0.357	10:41:55.430
9 -	32.992	22.044	55.036	79.01	1.033	10:42:50.466
10 -	34.186	22.816	57.002	76.28	2.999	10:43:47.468
11 -	32.575	21.428	54.003 (1)	80.52		10:44:41.471
12 -	35.122	22.025	57.147	76.09	3.144	10:45:38.618
13 -	36.003	22.356	58.359	74.51	4.356	10:46:36.977

P10 624 B Matthew FEDRICK			Yamaha R6 - Matthew Fedrick farriers ltd			
IDEAL LAP TIME : 54.230			BEST LAP TIME : 54.240		DIFFERENCE : 0.010	
LAP	SECTOR 1	SECTOR 2	LAP TIME	MPH	DIFF	TIME OF DAY
1 -	34.960	22.390	57.350	75.82	3.110	10:35:16.207
2 -	35.932	21.720	57.652	75.42	3.412	10:36:13.859
3 -	34.867	21.922	56.789	76.57	2.549	10:37:10.648
4 -	32.758	21.676	54.434 (2)	79.88	0.194	10:38:05.082
5 -	35.860	22.182	58.042	74.92	3.802	10:39:03.124
6 -	33.646	22.164	55.810	77.91	1.570	10:39:58.934
7 -	34.446	22.332	56.778	76.58	2.538	10:40:55.712
8 -	34.878	22.282	57.160	76.07	2.920	10:41:52.872
9 -	32.554	21.686	54.240 (1)	80.17		10:42:47.112
10 -	33.120	21.924	55.044 (3)	79.00	0.804	10:43:42.156
11 -	34.453	22.076	56.529	76.92	2.289	10:44:38.685
12 -	33.649	21.898	55.547	78.28	1.307	10:45:34.232
13 -	33.390	21.927	55.317	78.61	1.077	10:46:29.549
14 -	34.731	22.067	56.798	76.56	2.558	10:47:26.347

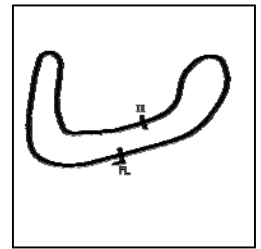
Weather / Track : Cloudy / Dry

Brands Hatch Indy
Circuit Length = 1.2079 miles
Start: 10:33 Flag 10:46 End: 10:47

BMCRC - MRO Championships 2019 - Rnd 9 @ Brands Hatch Indy

Thunderbike Sport Rookies

QUALIFYING - SECTOR ANALYSIS



SECTOR 1 = FL to I1, SECTOR 2 = I1 to FL, DIFF = Difference To Personal Best Lap, P = Crossed Finish Line in Pit Lane, D = Time Disallowed

P11 731 E		Vincent LEWIN		Honda CBR600F '93 - VINITWINRACING.CO.UK			
IDEAL LAP TIME : 54.507		BEST LAP TIME : 54.549		DIFFERENCE : 0.042			
LAP	SECTOR 1	SECTOR 2	LAP TIME	MPH	DIFF	TIME OF DAY	
1 -	37.528	22.972	1:00.500	71.87	5.951	10:35:28.065	
2 -	35.123	23.074	58.197	74.72	3.648	10:36:26.262	
3 -	36.917	23.119	1:00.036	72.43	5.487	10:37:26.298	
4 -	35.341	22.485	57.826	75.20	3.277	10:38:24.124	
5 -	33.233	22.755	55.988	77.67	1.439	10:39:20.112	
6 -	33.356	22.424	55.780	77.95	1.231	10:40:15.892	
7 -	33.090	22.025	55.115	78.90	0.566	10:41:11.007	
8 -	33.590	22.755	56.345	77.17	1.796	10:42:07.352	
9 -	34.063	22.739	56.802	76.55	2.253	10:43:04.154	
10 -	32.786	21.763	54.549 (1)	79.71		10:43:58.703	
11 -	32.847	21.721	54.568 (2)	79.69	0.019	10:44:53.271	
12 -	33.119	21.863	54.982 (3)	79.09	0.433	10:45:48.253	

P12 104 B		Alex ROBINSON		Honda CBR600RR - Boa			
IDEAL LAP TIME : 54.553		BEST LAP TIME : 54.703		DIFFERENCE : 0.150			
LAP	SECTOR 1	SECTOR 2	LAP TIME	MPH	DIFF	TIME OF DAY	
1 -	37.879	23.356	1:01.235	71.01	6.532	10:35:29.528	
2 -	34.454	22.321	56.775	76.59	2.072	10:36:26.303	
3 -	34.935	21.881	56.816	76.53	2.113	10:37:23.119	
4 -	33.292	21.877	55.169	78.82	0.466	10:38:18.288	
5 -	33.089	21.614	54.703 (1)	79.49		10:39:12.991	
6 -	33.781	21.644	55.425	78.45	0.722	10:40:08.416	
7 -	33.210	22.795	56.005	77.64	1.302	10:41:04.421	
8 -	33.144	22.011	55.155	78.84	0.452	10:41:59.576	
9 -	33.049	21.978	55.027 (3)	79.02	0.324	10:42:54.603	
10 -	33.416	21.504	54.920 (2)	79.18	0.217	10:43:49.523	
11 -	34.231	21.989	56.220	77.34	1.517	10:44:45.743	
12 -	34.231	22.188	56.419	77.07	1.716	10:45:42.162	
13 -	34.333	22.579	56.912	76.40	2.209	10:46:39.074	

P13 12 E		Russell TAYLOR		Suzuki GSXR -			
IDEAL LAP TIME : 54.543		BEST LAP TIME : 54.920		DIFFERENCE : 0.377			
LAP	SECTOR 1	SECTOR 2	LAP TIME	MPH	DIFF	TIME OF DAY	
1 -	36.571	22.730	59.301	73.33	4.381	10:35:17.692	
2 -	34.592	22.048	56.640	76.77	1.720	10:36:14.332	
3 -	35.315	22.060	57.375	75.79	2.455	10:37:11.707	
4 -	33.272	21.807	55.079 (2)	78.95	0.159	10:38:06.786	
5 -	33.990	21.749	55.739	78.01	0.819	10:39:02.525	
6 -	33.758	22.128	55.886	77.81	0.966	10:39:58.411	
7 -	34.690	22.051	56.741	76.63	1.821	10:40:55.152	
8 -	34.257	21.839	56.096	77.52	1.176	10:41:51.248	
9 -	33.201	22.272	55.473	78.39	0.553	10:42:46.721	
10 -	33.332	21.588	54.920 (1)	79.18		10:43:41.641	
11 -	33.911	21.484	55.395	78.50	0.475	10:44:37.036	
12 -	33.059	22.072	55.131 (3)	78.87	0.211	10:45:32.167	

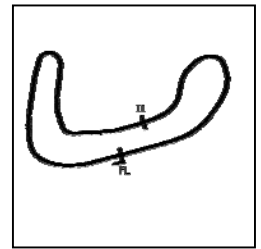
Weather / Track : Cloudy / Dry

Brands Hatch Indy
Circuit Length = 1.2079 miles
Start: 10:33 Flag 10:46 End: 10:47

BMCRC - MRO Championships 2019 - Rnd 9 @ Brands Hatch Indy

Thunderbike Sport Rookies

QUALIFYING - SECTOR ANALYSIS



SECTOR 1 = FL to I1, SECTOR 2 = I1 to FL, DIFF = Difference To Personal Best Lap, P = Crossed Finish Line in Pit Lane, D = Time Disallowed

P14 22 E Matthew MAY			Honda CBR600F3 - Tliehurst Glass Racing			
IDEAL LAP TIME : 55.047		BEST LAP TIME : 55.052	DIFFERENCE : 0.005			
LAP	SECTOR 1	SECTOR 2	LAP TIME	MPH	DIFF	TIME OF DAY
1 -	36.081	23.071	59.152	73.51	4.100	10:35:15.964
2 -	34.849	22.822	57.671	75.40	2.619	10:36:13.635
3 -	36.482	22.971	59.453	73.14	4.401	10:37:13.088
4 -	34.496	22.643	57.139	76.10	2.087	10:38:10.227
5 -	33.994	22.597	56.591	76.84	1.539	10:39:06.818
6 -	34.245	22.718	56.963	76.34	1.911	10:40:03.781
7 -	33.356	22.204	55.560 (3)	78.26	0.508	10:40:59.341
8 -	33.684	22.131	55.815	77.91	0.763	10:41:55.156
9 -	33.129	22.109	55.238 (2)	78.72	0.186	10:42:50.394
10 -	33.923	22.256	56.179	77.40	1.127	10:43:46.573
11 -	32.938	22.114	55.052 (1)	78.99		10:44:41.625
12 -	35.372	22.632	58.004	74.97	2.952	10:45:39.629
13 -	34.195	22.115	56.310	77.22	1.258	10:46:35.939

P15 44 B James ROBINSON			Honda CBR600RR - CurrentElec			
IDEAL LAP TIME : 55.346		BEST LAP TIME : 55.455	DIFFERENCE : 0.109			
LAP	SECTOR 1	SECTOR 2	LAP TIME	MPH	DIFF	TIME OF DAY
1 -	36.670	23.862	1:00.532	71.83	5.077	10:35:22.766
2 -	36.208	22.925	59.133	73.53	3.678	10:36:21.899
3 -	34.968	22.000	56.968	76.33	1.513	10:37:18.867
4 -	34.654	22.664	57.318	75.86	1.863	10:38:16.185
5 -	33.919	22.245	56.164	77.42	0.709	10:39:12.349
6 -	35.871	22.085	57.956	75.03	2.501	10:40:10.305
7 -	33.481	22.062	55.543 (2)	78.29	0.088	10:41:05.848
8 -	35.918	23.519	59.437	73.16	3.982	10:42:05.285
9 -	34.127	22.275	56.402	77.10	0.947	10:43:01.687
10 -	33.538	22.253	55.791 (3)	77.94	0.336	10:43:57.478
11 -	33.590	21.865	55.455 (1)	78.41		10:44:52.933
12 -	34.272	21.906	56.178	77.40	0.723	10:45:49.111
13 -	34.086	22.115	56.201	77.37	0.746	10:46:45.312

P16 606 B Jake ANDERTON			Honda CBR600RR - CurrentElec Limited			
IDEAL LAP TIME : 55.664		BEST LAP TIME : 55.664	DIFFERENCE : 0.000			
LAP	SECTOR 1	SECTOR 2	LAP TIME	MPH	DIFF	TIME OF DAY
1 -	36.846	23.166	1:00.012	72.46	4.348	10:35:23.820
2 -	35.309	22.905	58.214	74.70	2.550	10:36:22.034
3 -	35.149	21.991	57.140	76.10	1.476	10:37:19.174
4 -	34.782	22.931	57.713	75.34	2.049	10:38:16.887
5 -	33.955	22.053	56.008 (3)	77.64	0.344	10:39:12.895
6 -	35.484	22.066	57.550	75.56	1.886	10:40:10.445
7 -	33.844	22.368	56.212	77.36	0.548	10:41:06.657
8 -	35.289	23.582	58.871	73.86	3.207	10:42:05.528
9 -	35.112	22.762	57.874	75.13	2.210	10:43:03.402
10 -	33.720	21.944	55.664 (1)	78.12		10:43:59.066
11 -	33.910	22.154	56.064	77.56	0.400	10:44:55.130
12 -	34.087	22.838	56.925	76.39	1.261	10:45:52.055
13 -	33.725	22.126	55.851 (2)	77.86	0.187	10:46:47.906

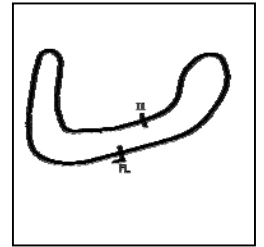
Weather / Track : Cloudy / Dry

Brands Hatch Indy
Circuit Length = 1.2079 miles
Start: 10:33 Flag 10:46 End: 10:47

BMCRC - MRO Championships 2019 - Rnd 9 @ Brands Hatch Indy

Thunderbike Sport Rookies

QUALIFYING - SECTOR ANALYSIS



SECTOR 1 = FL to I1, SECTOR 2 = I1 to FL, DIFF = Difference To Personal Best Lap, P = Crossed Finish Line in Pit Lane, D = Time Disallowed

P17 228 E Clive EMERSON			Honda CBR900RRW -			
IDEAL LAP TIME : 55.785		BEST LAP TIME : 55.844	DIFFERENCE : 0.059			
LAP	SECTOR 1	SECTOR 2	LAP TIME	MPH	DIFF	TIME OF DAY
1 -	35.785	22.834	58.619	74.18	2.775	10:35:14.331
2 -	34.711	22.205	56.916	76.40	1.072	10:36:11.247
3 -	34.404	22.292	56.696 (3)	76.70	0.852	10:37:07.943
4 -	33.867	22.357	56.224 (2)	77.34	0.380	10:38:04.167
5 -	36.165	22.094	58.259	74.64	2.415	10:39:02.426
6 -	33.691	22.153	55.844 (1)	77.87		10:39:58.270
7 -	34.461	22.463	56.924	76.39	1.080	10:40:55.194
8 -	35.096	22.797	57.893	75.11	2.049	10:41:53.087
9 -	34.399	22.348	56.747	76.63	0.903	10:42:49.834
10 -	34.927	23.754	58.681	74.10	2.837	10:43:48.515
11 -	34.656	22.382	57.038	76.24	1.194	10:44:45.553
12 -	34.148	22.974	57.122	76.12	1.278	10:45:42.675

P18 33 B Peter PARAPANOS			Honda CBR600RR -			
IDEAL LAP TIME : 56.136		BEST LAP TIME : 56.171	DIFFERENCE : 0.035			
LAP	SECTOR 1	SECTOR 2	LAP TIME	MPH	DIFF	TIME OF DAY
1 -	36.379	23.580	59.959	72.52	3.788	10:35:23.260
2 -	36.109	23.297	59.406	73.20	3.235	10:36:22.666
3 -	35.960	23.001	58.961	73.75	2.790	10:37:21.627
4 -	33.993	23.131	57.124	76.12	0.953	10:38:18.751
5 -	33.774	22.882	56.656	76.75	0.485	10:39:15.407
6 -	34.845	23.522	58.367	74.50	2.196	10:40:13.774
7 -	34.144	22.655	56.799	76.56	0.628	10:41:10.573
8 -	33.509	22.891	56.400 (2)	77.10	0.229	10:42:06.973
9 -	35.086	23.746	58.832	73.91	2.661	10:43:05.805
10 -	34.183	23.024	57.207	76.01	1.036	10:44:03.012
11 -	33.863	22.736	56.599 (3)	76.83	0.428	10:44:59.611
12 -	33.481	22.690	56.171 (1)	77.41		10:45:55.782
13 -	34.222	22.790	57.012	76.27	0.841	10:46:52.794

P19 40 B Simon WILKINSON			Suzuki SV650 - S P Wilkinson Engineering Ltd			
IDEAL LAP TIME : 56.257		BEST LAP TIME : 56.286	DIFFERENCE : 0.029			
LAP	SECTOR 1	SECTOR 2	LAP TIME	MPH	DIFF	TIME OF DAY
1 -	37.879	23.629	1:01.508	70.69	5.222	10:35:23.956
2 -	37.593	22.992	1:00.585	71.77	4.299	10:36:24.541
3 -	37.375	23.027	1:00.402	71.99	4.116	10:37:24.943
4 -	34.360	22.584	56.944 (3)	76.36	0.658	10:38:21.887
5 -	36.133	23.371	59.504	73.08	3.218	10:39:21.391
6 -	33.673	22.613	56.286 (1)	77.25		10:40:17.677
7 -	35.359	22.769	58.128	74.81	1.842	10:41:15.805
8 -	34.104	22.867	56.971	76.33	0.685	10:42:12.776
9 -	34.396	22.883	57.279	75.91	0.993	10:43:10.055
10 -	35.811	23.169	58.980	73.73	2.694	10:44:09.035
11 -	33.836	22.690	56.526 (2)	76.93	0.240	10:45:05.561
12 -	34.217	22.888	57.105	76.15	0.819	10:46:02.666
13 -	34.647	23.011	57.658	75.42	1.372	10:47:00.324

P20 240 B Mark KAVANAGH			Honda CBR600RR -			
IDEAL LAP TIME : 56.068		BEST LAP TIME : 56.443	DIFFERENCE : 0.375			
LAP	SECTOR 1	SECTOR 2	LAP TIME	MPH	DIFF	TIME OF DAY
1 -	37.112	23.755	1:00.867	71.44	4.424	10:35:37.178
2 -	36.546	22.391	58.937	73.78	2.494	10:36:36.115
3 -	34.528	23.431	57.959	75.02	1.516	10:37:34.074
4 -	33.960	22.483	56.443 (1)	77.04		10:38:30.517
5 -	35.064	22.373	57.437 (3)	75.71	0.994	10:39:27.954
6 -	33.695	22.764	56.459 (2)	77.02	0.016	10:40:24.413

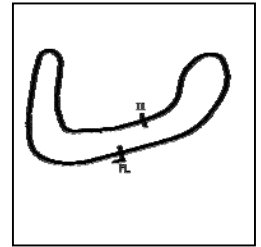
Weather / Track : Cloudy / Dry

Brands Hatch Indy
Circuit Length = 1.2079 miles
Start: 10:33 Flag 10:46 End: 10:47

BMCRC - MRO Championships 2019 - Rnd 9 @ Brands Hatch Indy

Thunderbike Sport Rookies

QUALIFYING - SECTOR ANALYSIS



SECTOR 1 = FL to I1, SECTOR 2 = I1 to FL, DIFF = Difference To Personal Best Lap, P = Crossed Finish Line in Pit Lane, D = Time Disallowed

P21 187 B		David TREVEIL		Yamaha YZF R6 -			
IDEAL LAP TIME : 56.700		BEST LAP TIME : 56.721		DIFFERENCE : 0.021			
LAP	SECTOR 1	SECTOR 2	LAP TIME	MPH	DIFF	TIME OF DAY	
1 -	39.032	26.011	1:05.043	66.85	8.322	10:35:33.057	
2 -	35.604	23.666	59.270	73.36	2.549	10:36:32.327	
3 -	36.290	24.290	1:00.580	71.78	3.859	10:37:32.907	
4 -	35.268	22.881	58.149	74.78	1.428	10:38:31.056	
5 -	36.165	23.071	59.236	73.41	2.515	10:39:30.292	
6 -	35.023	22.794	57.817	75.21	1.096	10:40:28.109	
7 -	35.747	24.025	59.772	72.75	3.051	10:41:27.881	
8 -	34.850	22.773	57.623 (3)	75.46	0.902	10:42:25.504	
9 -	37.437	24.680	1:02.117	70.00	5.396	10:43:27.621	
10 -	34.485	22.236	56.721 (1)	76.66		10:44:24.342	
11 -	34.470	24.742	59.212	73.44	2.491	10:45:23.554	
12 -	34.989	22.455	57.444 (2)	75.70	0.723	10:46:20.998	
13 -	35.558	22.230	57.788	75.25	1.067	10:47:18.786	

P22 25 B		Sam DRUCE		Suzuki SV650 -			
IDEAL LAP TIME : 56.224		BEST LAP TIME : 56.851		DIFFERENCE : 0.627			
LAP	SECTOR 1	SECTOR 2	LAP TIME	MPH	DIFF	TIME OF DAY	
1 -	38.209	25.626	1:03.835	68.12	6.984	10:35:41.915	
2 -	35.288	23.466	58.754	74.01	1.903	10:36:40.669	
3 -	36.089	23.806	59.895	72.60	3.044	10:37:40.564	
4 -	35.279	22.775	58.054	74.90	1.203	10:38:38.618	
5 -	35.547	23.652	59.199	73.45	2.348	10:39:37.817	
6 -	34.172	22.679	56.851 (1)	76.49		10:40:34.668	
7 -	34.413	22.852	57.265	75.93	0.414	10:41:31.933	
8 -	34.852	23.160	58.012	74.96	1.161	10:42:29.945	
9 -	34.698	23.707	58.405	74.45	1.554	10:43:28.350	
10 -	34.926	22.699	57.625	75.46	0.774	10:44:25.975	
11 -	33.545	23.672	57.217 (2)	76.00	0.366	10:45:23.192	
12 -	34.367	23.123	57.490	75.64	0.639	10:46:20.682	
13 -	33.808	23.443	57.251 (3)	75.95	0.400	10:47:17.933	

P23 31 E		Pete SANDERSON		Suzuki GSXR750 - #sellingeverythingtorace			
IDEAL LAP TIME : 56.896		BEST LAP TIME : 56.920		DIFFERENCE : 0.024			
LAP	SECTOR 1	SECTOR 2	LAP TIME	MPH	DIFF	TIME OF DAY	
1 -	39.783	24.840	1:04.623	67.29	7.703	10:35:30.122	
2 -	36.700	23.599	1:00.299	72.11	3.379	10:36:30.421	
3 -	36.827	24.757	1:01.584	70.61	4.664	10:37:32.005	
4 -	35.613	23.278	58.891	73.84	1.971	10:38:30.896	
5 -	36.886	23.396	1:00.282	72.13	3.362	10:39:31.178	
6 -	35.132	22.951	58.083	74.86	1.163	10:40:29.261	
7 -	35.970	23.314	59.284	73.35	2.364	10:41:28.545	
8 -	35.762	22.590	58.352	74.52	1.432	10:42:26.897	
9 -	37.433	24.999	1:02.432	69.65	5.512	10:43:29.329	
10 -	35.072	23.000	58.072 (3)	74.88	1.152	10:44:27.401	
11 -	34.826	22.887	57.713 (2)	75.34	0.793	10:45:25.114	
12 -	36.119	23.090	59.209	73.44	2.289	10:46:24.323	
13 -	34.306	22.614	56.920 (1)	76.39		10:47:21.243	

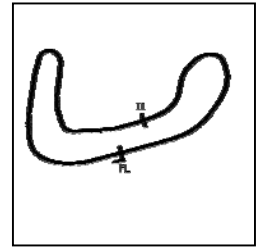
Weather / Track : Cloudy / Dry

Brands Hatch Indy
Circuit Length = 1.2079 miles
Start: 10:33 Flag 10:46 End: 10:47

BMCRC - MRO Championships 2019 - Rnd 9 @ Brands Hatch Indy

Thunderbike Sport Rookies

QUALIFYING - SECTOR ANALYSIS



SECTOR 1 = FL to I1, SECTOR 2 = I1 to FL, DIFF = Difference To Personal Best Lap, P = Crossed Finish Line in Pit Lane, D = Time Disallowed

P24 171 E Daniel GIBBS		Suzuki GSXR 750 Y - Thomas Racing				
IDEAL LAP TIME : 57.011		BEST LAP TIME : 57.011		DIFFERENCE : 0.000		
LAP	SECTOR 1	SECTOR 2	LAP TIME	MPH	DIFF	TIME OF DAY
1 -	38.896	23.983	1:02.879	69.15	5.868	10:35:37.006
2 -	37.736	23.302	1:01.038	71.24	4.027	10:36:38.044
3 -	36.273	23.122	59.395	73.21	2.384	10:37:37.439
4 -	36.217	22.757	58.974	73.73	1.963	10:38:36.413
5 -	35.441	22.803	58.244	74.66	1.233	10:39:34.657
6 -	35.326	22.653	57.979	75.00	0.968	10:40:32.636
7 -	34.624	22.575	57.199 (2)	76.02	0.188	10:41:29.835
8 -	34.723	22.488	57.211 (3)	76.00	0.200	10:42:27.046
9 -	36.949	23.908	1:00.857	71.45	3.846	10:43:27.903
10 -	34.606	22.405	57.011 (1)	76.27		10:44:24.914
11 -	35.087	23.884	58.971	73.74	1.960	10:45:23.885
12 -	35.966	22.831	58.797	73.95	1.786	10:46:22.682
13 -	34.972	22.516	57.488	75.64	0.477	10:47:20.170

P25 53 B Tim BANWELL		Yamaha R6 -				
IDEAL LAP TIME : 57.478		BEST LAP TIME : 57.478		DIFFERENCE : 0.000		
LAP	SECTOR 1	SECTOR 2	LAP TIME	MPH	DIFF	TIME OF DAY
1 -	39.809	24.403	1:04.212	67.72	6.734	10:35:31.257
2 -	36.411	23.401	59.812	72.70	2.334	10:36:31.069
3 -	36.823	23.910	1:00.733	71.60	3.255	10:37:31.802
4 -	35.142	23.166	58.308	74.57	0.830	10:38:30.110
5 -	36.836	23.061	59.897	72.60	2.419	10:39:30.007
6 -	34.884	22.594	57.478 (1)	75.65		10:40:27.485
7 -	35.130	22.886	58.016 (2)	74.95	0.538	10:41:25.501
8 -	35.723	23.600	59.323	73.30	1.845	10:42:24.824
9 -	35.605	23.372	58.977	73.73	1.499	10:43:23.801
10 -	35.419	22.768	58.187 (3)	74.73	0.709	10:44:21.988
11 -	35.356	22.931	58.287	74.60	0.809	10:45:20.275
12 -	35.066	23.409	58.475	74.36	0.997	10:46:18.750
13 -	35.320	23.098	58.418	74.43	0.940	10:47:17.168

P26 48 E Peter FUNNELL		Honda 929 - Bear faced clothing				
IDEAL LAP TIME : 57.741		BEST LAP TIME : 57.875		DIFFERENCE : 0.134		
LAP	SECTOR 1	SECTOR 2	LAP TIME	MPH	DIFF	TIME OF DAY
1 -	40.558	25.115	1:05.673	66.21	7.798	10:35:37.036
2 -	39.162	25.015	1:04.177	67.75	6.302	10:36:41.213
3 -	37.048	23.900	1:00.948	71.34	3.073	10:37:42.161
4 -	37.334	23.778	1:01.112	71.15	3.237	10:38:43.273
5 -	37.473	23.155	1:00.628	71.72	2.753	10:39:43.901
6 -	36.801	23.409	1:00.210	72.22	2.335	10:40:44.111
7 -	35.119	23.047	58.166 (2)	74.76	0.291	10:41:42.277
8 -	35.108	23.318	58.426 (3)	74.42	0.551	10:42:40.703
9 -	35.679	23.240	58.919	73.80	1.044	10:43:39.622
10 -	42.576	23.416	1:05.992	65.89	8.117	10:44:45.614
11 -	35.242	22.633	57.875 (1)	75.13		10:45:43.489
12 -	35.382	23.997	59.379	73.23	1.504	10:46:42.868

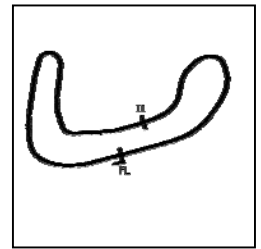
Weather / Track : Cloudy / Dry

Brands Hatch Indy
Circuit Length = 1.2079 miles
Start: 10:33 Flag 10:46 End: 10:47

BMCRC - MRO Championships 2019 - Rnd 9 @ Brands Hatch Indy

Thunderbike Sport Rookies

QUALIFYING - SECTOR ANALYSIS



SECTOR 1 = FL to I1, SECTOR 2 = I1 to FL, DIFF = Difference To Personal Best Lap, P = Crossed Finish Line in Pit Lane, D = Time Disallowed

P27 373 B Robert PRICE			Suzuki GSXR -			
IDEAL LAP TIME : 57.983		BEST LAP TIME : 57.983	DIFFERENCE : 0.000			
LAP	SECTOR 1	SECTOR 2	LAP TIME	MPH	DIFF	TIME OF DAY
1 -	38.965	25.510	1:04.475	67.44	6.492	10:35:41.470
2 -	36.727	23.859	1:00.586	71.77	2.603	10:36:42.056
3 -	36.615	23.858	1:00.473	71.90	2.490	10:37:42.529
4 -	37.047	24.108	1:01.155	71.10	3.172	10:38:43.684
5 -	36.315	23.655	59.970	72.51	1.987	10:39:43.654
6 -	35.980	23.902	59.882	72.61	1.899	10:40:43.536
7 -	34.804	23.478	58.282 (2)	74.61	0.299	10:41:41.818
8 -	34.843	23.457	58.300 (3)	74.59	0.317	10:42:40.118
9 -	35.814	23.760	59.574	72.99	1.591	10:43:39.692
10 -	37.192	23.620	1:00.812	71.50	2.829	10:44:40.504
11 -	34.568	23.415	57.983 (1)	74.99		10:45:38.487
12 -	36.174	24.168	1:00.342	72.06	2.359	10:46:38.829

P28 101 B Glen TRIPP			Honda CBR 600FW - yaki too racing any help would be great			
IDEAL LAP TIME : 57.975		BEST LAP TIME : 58.141	DIFFERENCE : 0.166			
LAP	SECTOR 1	SECTOR 2	LAP TIME	MPH	DIFF	TIME OF DAY
1 -	40.016	24.443	1:04.459	67.46	6.318	10:35:26.497
2 -	38.205	23.625	1:01.830	70.33	3.689	10:36:28.327
3 -	38.014	23.506	1:01.520	70.68	3.379	10:37:29.847
4 -	36.585	22.931	59.516	73.06	1.375	10:38:29.363
5 -	35.931	23.207	59.138	73.53	0.997	10:39:28.501
6 -	36.062	22.996	59.058	73.63	0.917	10:40:27.559
7 -	37.068	23.625	1:00.693	71.64	2.552	10:41:28.252
8 -	35.643	22.677	58.320 (2)	74.56	0.179	10:42:26.572
9 -	37.280	24.117	1:01.397	70.82	3.256	10:43:27.969
10 -	36.088	22.758	58.846 (3)	73.89	0.705	10:44:26.815
11 -	35.298	22.843	58.141 (1)	74.79		10:45:24.956
12 -	36.729	24.936	1:01.665	70.51	3.524	10:46:26.621
13 -	36.518	23.802	1:00.320	72.09	2.179	10:47:26.941

P29 46 E Adrian DRAPER			Suzuki GSXR 750 - droopy racing uk			
IDEAL LAP TIME : 58.039		BEST LAP TIME : 58.322	DIFFERENCE : 0.283			
LAP	SECTOR 1	SECTOR 2	LAP TIME	MPH	DIFF	TIME OF DAY
1 -	39.080	24.076	1:03.156	68.85	4.834	10:35:45.403
2 -	36.305	24.069	1:00.374	72.02	2.052	10:36:45.777
3 -	35.479	23.582	59.061	73.62	0.739	10:37:44.838
4 -	35.368	23.875	59.243	73.40	0.921	10:38:44.081
5 -	38.315	23.518	1:01.833	70.32	3.511	10:39:45.914
6 -	35.285	23.037	58.322 (1)	74.56		10:40:44.236
7 -	35.661	22.754	58.415 (2)	74.44	0.093	10:41:42.651
8 -	35.316	23.214	58.530 (3)	74.29	0.208	10:42:41.181
9 -	35.748	23.207	58.955	73.76	0.633	10:43:40.136
10 -	37.272	23.672	1:00.944	71.35	2.622	10:44:41.080
11 -	35.759	23.752	59.511	73.07	1.189	10:45:40.591
12 -	35.897	23.714	59.611	72.94	1.289	10:46:40.202

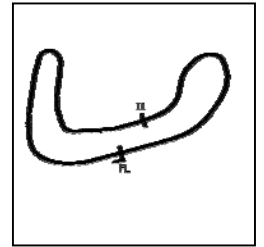
Weather / Track : Cloudy / Dry

Brands Hatch Indy
Circuit Length = 1.2079 miles
Start: 10:33 Flag 10:46 End: 10:47

BMCRC - MRO Championships 2019 - Rnd 9 @ Brands Hatch Indy

Thunderbike Sport Rookies

QUALIFYING - SECTOR ANALYSIS



SECTOR 1 = FL to I1, SECTOR 2 = I1 to FL, DIFF = Difference To Personal Best Lap, P = Crossed Finish Line in Pit Lane, D = Time Disallowed

P30 196 B		Emma PETERSON		Yamaha R6 - Plus racing gear, Helmet city Chichester			
IDEAL LAP TIME : 58.408		BEST LAP TIME : 58.653		DIFFERENCE : 0.245			
LAP	SECTOR 1	SECTOR 2	LAP TIME	MPH	DIFF	TIME OF DAY	
1 -	38.756	23.773	1:02.529	69.54	3.876	10:35:22.052	
2 -	37.440	24.247	1:01.687	70.49	3.034	10:36:23.739	
3 -	38.378	23.528	1:01.906	70.24	3.253	10:37:25.645	
4 -	36.017	23.234	59.251	73.39	0.598	10:38:24.896	
5 -	35.737	23.026	58.763 (3)	74.00	0.110	10:39:23.659	
6 -	37.003	23.215	1:00.218	72.21	1.565	10:40:23.877	
7 -	36.461	24.088	1:00.549	71.81	1.896	10:41:24.426	
8 -	36.037	24.058	1:00.095	72.36	1.442	10:42:24.521	
9 -	35.476	23.177	58.653 (1)	74.14		10:43:23.174	
10 -	35.723	22.932	58.655 (2)	74.13	0.002	10:44:21.829	
11 -	36.145	23.271	59.416	73.18	0.763	10:45:21.245	
12 -	40.143	24.391	1:04.534	67.38	5.881	10:46:25.779	
13 -	41.751	30.154	1:11.905	60.47	13.252	10:47:37.684	

P31 24 E		Mark REYNOLDS		Aprilia MILLE -			
IDEAL LAP TIME : 59.565		BEST LAP TIME : 59.565		DIFFERENCE : 0.000			
LAP	SECTOR 1	SECTOR 2	LAP TIME	MPH	DIFF	TIME OF DAY	
1 -	41.769	24.908	1:06.677	65.21	7.112	10:35:30.821	
2 -	37.214	23.936	1:01.150	71.11	1.585	10:36:31.971	
3 -	38.033	24.382	1:02.415	69.67	2.850	10:37:34.386	
4 -	37.831	23.715	1:01.546	70.65	1.981	10:38:35.932	
5 -	37.651	23.551	1:01.202	71.05	1.637	10:39:37.134	
6 -	37.169	23.953	1:01.122	71.14	1.557	10:40:38.256	
7 -	37.451	23.646	1:01.097	71.17	1.532	10:41:39.353	
8 -	36.691	23.394	1:00.085 (2)	72.37	0.520	10:42:39.438	
9 -	36.232	23.333	59.565 (1)	73.00		10:43:39.003	
10 -	37.265	23.550	1:00.815	71.50	1.250	10:44:39.818	
11 -	36.493	24.008	1:00.501 (3)	71.87	0.936	10:45:40.319	
12 -	36.893	24.471	1:01.364	70.86	1.799	10:46:41.683	

P32 133 E		Carlo BOTTIGLIERI		Yamaha YZF R1 - TMT RACING			
IDEAL LAP TIME : 59.426		BEST LAP TIME : 59.697		DIFFERENCE : 0.271			
LAP	SECTOR 1	SECTOR 2	LAP TIME	MPH	DIFF	TIME OF DAY	
1 -	38.553	23.777	1:02.330	69.76	2.633	10:36:03.378	
2 -	37.269	23.310	1:00.579	71.78	0.882	10:37:03.957	
3 -	36.661	23.405	1:00.066 (2)	72.39	0.369	10:38:04.023	
4 -	37.051	23.350	1:00.401	71.99	0.704	10:39:04.424	
5 -	36.223	23.474	59.697 (1)	72.84		10:40:04.121	
6 -	36.966	23.233	1:00.199 (3)	72.23	0.502	10:41:04.320	
7 -	37.093	23.203	1:00.296	72.12	0.599	10:42:04.616	

P33 124 B		Sylvie BOTQUELEN		Suzuki GSXR 600 -			
IDEAL LAP TIME : 1:00.189		BEST LAP TIME : 1:00.189		DIFFERENCE : 0.000			
LAP	SECTOR 1	SECTOR 2	LAP TIME	MPH	DIFF	TIME OF DAY	
1 -	38.568	26.630	1:05.198	66.69	5.009	10:35:34.690	
2 -	40.248	24.232	1:04.480	67.44	4.291	10:36:39.170	
3 -	37.262	25.085	1:02.347	69.74	2.158	10:37:41.517	
4 -	36.914	24.482	1:01.396 (3)	70.82	1.207	10:38:42.913	
5 -	36.315	23.874	1:00.189 (1)	72.24		10:39:43.102	
6 -	36.487	24.588	1:01.075 (2)	71.20	0.886	10:40:44.177	
7 -	37.205	24.353	1:01.558	70.64	1.369	10:41:45.735	
8 -	37.043	24.362	1:01.405	70.81	1.216	10:42:47.140	
9 -	37.161	24.653	1:01.814	70.34	1.625	10:43:48.954	
10 -	37.381	25.087	1:02.468	69.61	2.279	10:44:51.422	
11 -	37.427	24.255	1:01.682	70.50	1.493	10:45:53.104	
12 -	37.080	24.961	1:02.041	70.09	1.852	10:46:55.145	

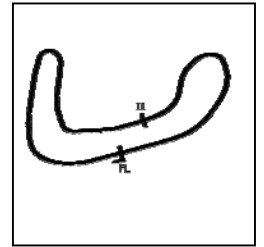
Weather / Track : Cloudy / Dry

Brands Hatch Indy
Circuit Length = 1.2079 miles
Start: 10:33 Flag 10:46 End: 10:47

BMCRC - MRO Championships 2019 - Rnd 9 @ Brands Hatch Indy

Thunderbike Sport Rookies

QUALIFYING - SECTOR ANALYSIS



SECTOR 1 = FL to I1, SECTOR 2 = I1 to FL, DIFF = Difference To Personal Best Lap, P = Crossed Finish Line in Pit Lane, D = Time Disallowed

P34 526 B Michael ARMANI		Honda CBR600 -				
IDEAL LAP TIME : 1:01.120		BEST LAP TIME : 1:01.120		DIFFERENCE : 0.000		
LAP	SECTOR 1	SECTOR 2	LAP TIME	MPH	DIFF	TIME OF DAY
1 -	39.914	25.701	1:05.615	66.27	4.495	10:36:10.667
2 -	38.929	25.019	1:03.948	68.00	2.828	10:37:14.615
3 -	38.658	25.131	1:03.789	68.17	2.669	10:38:18.404
4 -	38.574	24.883	1:03.457	68.52	2.337	10:39:21.861
5 -	39.049	24.730	1:03.779	68.18	2.659	10:40:25.640
6 -	37.906	24.574	1:02.480 (3)	69.59	1.360	10:41:28.120
7 -	38.134	24.571	1:02.705	69.35	1.585	10:42:30.825
8 -	37.678	24.063	1:01.741 (2)	70.43	0.621	10:43:32.566
9 -	37.388	23.732	1:01.120 (1)	71.14		10:44:33.686
10 -	38.908	24.061	1:02.969	69.05	1.849	10:45:36.655

P35 130 E Fraser GRINSTEAD		Suzuki GSXR 750 SRAD - TRAPDOOR RACING				
IDEAL LAP TIME : 1:01.344		BEST LAP TIME : 1:01.581		DIFFERENCE : 0.237		
LAP	SECTOR 1	SECTOR 2	LAP TIME	MPH	DIFF	TIME OF DAY
1 -	40.105	24.207	1:04.312	67.61	2.731	10:35:53.780
2 -	38.306	25.411	1:03.717 (3)	68.24	2.136	10:36:57.497
3 -	37.137	24.444	1:01.581 (1)	70.61		10:37:59.078
4 -	37.219	25.338	1:02.557 (2)	69.51	0.976	10:39:01.635

P36 212 E Tim BENNETT		Yamaha R1 - www.maxpowerracing.uk				
IDEAL LAP TIME : 1:03.043		BEST LAP TIME : 1:03.043		DIFFERENCE : 0.000		
LAP	SECTOR 1	SECTOR 2	LAP TIME	MPH	DIFF	TIME OF DAY
1 -	44.350	27.428	1:11.778	60.58	8.735	10:35:49.420
2 -	40.620	25.773	1:06.393	65.49	3.350	10:36:55.813
3 -	40.714	26.373	1:07.087	64.82	4.044	10:38:02.900
4 -	40.096	26.286	1:06.382	65.50	3.339	10:39:09.282
5 -	39.320	25.921	1:05.241	66.65	2.198	10:40:14.523
6 -	39.239	25.320	1:04.559	67.35	1.516	10:41:19.082
7 -	39.619	25.382	1:05.001	66.90	1.958	10:42:24.083
8 -	38.348	25.664	1:04.012 (3)	67.93	0.969	10:43:28.095
9 -	38.843	25.544	1:04.387	67.53	1.344	10:44:32.482
10 -	38.032	25.011	1:03.043 (1)	68.97		10:45:35.525
11 -	38.425	25.279	1:03.704 (2)	68.26	0.661	10:46:39.229

P37 272 B Christopher COWAN		Suzuki SV650 - IMP Racing International				
IDEAL LAP TIME : 1:03.441		BEST LAP TIME : 1:03.442		DIFFERENCE : 0.001		
LAP	SECTOR 1	SECTOR 2	LAP TIME	MPH	DIFF	TIME OF DAY
1 -	44.317	27.325	1:11.642	60.69	8.200	10:35:49.864
2 -	41.650	25.803	1:07.453	64.46	4.011	10:36:57.317
3 -	40.338	25.791	1:06.129	65.75	2.687	10:38:03.446
4 -	40.826	25.871	1:06.697	65.19	3.255	10:39:10.143
5 -	40.619	25.343	1:05.962	65.92	2.520	10:40:16.105
6 -	38.907	25.828	1:04.735	67.17	1.293	10:41:20.840
7 -	38.967	25.065	1:04.032 (2)	67.91	0.590	10:42:24.872
8 -	39.303	25.105	1:04.408	67.51	0.966	10:43:29.280
9 -	39.054	25.055	1:04.109 (3)	67.83	0.667	10:44:33.389
10 -	39.871	24.689	1:04.560	67.35	1.118	10:45:37.949
11 -	38.752	24.690	1:03.442 (1)	68.54		10:46:41.391

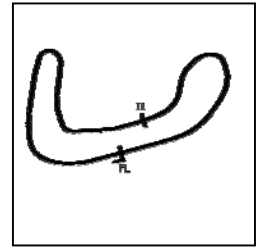
Weather / Track : Cloudy / Dry

Brands Hatch Indy
Circuit Length = 1.2079 miles
Start: 10:33 Flag 10:46 End: 10:47

BMCRC - MRO Championships 2019 - Rnd 9 @ Brands Hatch Indy

Thunderbike Sport Rookies

QUALIFYING - SECTOR ANALYSIS



SECTOR 1 = FL to I1, SECTOR 2 = I1 to FL, DIFF = Difference To Personal Best Lap, P = Crossed Finish Line in Pit Lane, D = Time Disallowed

P38 70 B Vanessa GILLAM			Suzuki SV650 - No More Straps			
IDEAL LAP TIME : 1:03.058		BEST LAP TIME : 1:03.669	DIFFERENCE : 0.611			
LAP	SECTOR 1	SECTOR 2	LAP TIME	MPH	DIFF	TIME OF DAY
1 -	42.286	25.954	1:08.240	63.72	4.571	10:35:41.729
2 -	39.909	25.891	1:05.800	66.08	2.131	10:36:47.529
3 -	38.785	24.967	1:03.752 (3)	68.21	0.083	10:37:51.281
4 -	38.091	25.578	1:03.669 (1)	68.30		10:38:54.950
5 -	38.106	25.622	1:03.728 (2)	68.23	0.059	10:39:58.678
6 -	38.384	25.490	1:03.874	68.08	0.205	10:41:02.552
7 -	38.999	25.867	1:04.866	67.03	1.197	10:42:07.418
8 -	39.913	25.788	1:05.701	66.18	2.032	10:43:13.119
9 -	39.141	26.514	1:05.655	66.23	1.986	10:44:18.774
10 -	39.349	26.484	1:05.833	66.05	2.164	10:45:24.607
11 -	39.432	26.296	1:05.728	66.16	2.059	10:46:30.335

P39 18 E Stuart ALBON			Honda 954 FIREBLADE -			
IDEAL LAP TIME : 1:03.925		BEST LAP TIME : 1:04.512	DIFFERENCE : 0.587			
LAP	SECTOR 1	SECTOR 2	LAP TIME	MPH	DIFF	TIME OF DAY
1 -	OUTLAP	29.223	1:18.216	55.59	13.704	10:36:22.555
2 -	44.491	27.655	1:12.146	60.27	7.634	10:37:34.701
3 -	41.525	26.608	1:08.133	63.82	3.621	10:38:42.834
4 -	40.042	26.201	1:06.243	65.64	1.731	10:39:49.077
5 -	39.681	26.227	1:05.908	65.97	1.396	10:40:54.985
6 -	40.306	26.047	1:06.353	65.53	1.841	10:42:01.338
7 -	38.683	25.956	1:04.639 (3)	67.27	0.127	10:43:05.977
8 -	39.951	25.706	1:05.657	66.23	1.145	10:44:11.634
9 -	39.387	25.242	1:04.629 (2)	67.28	0.117	10:45:16.263
10 -	38.874	25.638	1:04.512 (1)	67.40		10:46:20.775
11 -	40.152	25.934	1:06.086	65.80	1.574	10:47:26.861

P40 120 B Steve MALE			Suzuki SV650 - ATB Racing			
IDEAL LAP TIME : 1:10.760		BEST LAP TIME : 1:10.760	DIFFERENCE : 0.000			
LAP	SECTOR 1	SECTOR 2	LAP TIME	MPH	DIFF	TIME OF DAY
1 -	42.478	28.282	1:10.760 (1)	61.45		10:35:34.374

BMCRC - MRO Championships 2019 - Rnd 9 @ Brands Hatch Indy

Thunderbike Sport Rookies

QUALIFYING - BEST SECTORS

SECTOR 1			SECTOR 2			IDEAL / BEST COMPARISON						
POS	NO	NAME	TIME	NO	NAME	TIME	POS	NO	NAME	IDEAL	BEST	DIFF
									PERFECT LAP	50.939		
1	17	DOWNES	31.979	17	DOWNES	21.452	1	17	DOWNES	53.431	53.572	0.141
2	624	FEDRICK	32.554	104	ROBINSON	21.504	2	624	FEDRICK	54.230	54.240	0.010
3	104	ROBINSON	33.049	624	FEDRICK	21.676	3	104	ROBINSON	54.553	54.703	0.150
4	44	ROBINSON	33.481	44	ROBINSON	21.865	4	44	ROBINSON	55.346	55.455	0.109
5	33	PARAPANOS	33.481	606	ANDERTON	21.944	5	606	ANDERTON	55.664	55.664	0.000
6	25	DRUCE	33.545	187	TREVEIL	22.230	6	240	KAVANAGH	56.068	56.443	0.375
7	40	WILKINSON	33.673	240	KAVANAGH	22.373	7	33	PARAPANOS	56.136	56.171	0.035
8	240	KAVANAGH	33.695	40	WILKINSON	22.584	8	25	DRUCE	56.224	56.851	0.627
9	606	ANDERTON	33.720	53	BANWELL	22.594	9	40	WILKINSON	56.257	56.286	0.029
10	187	TREVEIL	34.470	33	PARAPANOS	22.655	10	187	TREVEIL	56.700	56.721	0.021
11	373	PRICE	34.568	101	TRIPP	22.677	11	53	BANWELL	57.478	57.478	0.000
12	53	BANWELL	34.884	25	DRUCE	22.679	12	101	TRIPP	57.975	58.141	0.166
13	101	TRIPP	35.298	196	PETERSON	22.932	13	373	PRICE	57.983	57.983	0.000
14	196	PETERSON	35.476	373	PRICE	23.415	14	196	PETERSON	58.408	58.653	0.245
15	124	BOTQUELEN	36.315	526	ARMANI	23.732	15	124	BOTQUELEN	1:00.189	1:00.189	0.000
16	526	ARMANI	37.388	124	BOTQUELEN	23.874	16	526	ARMANI	1:01.120	1:01.120	0.000
17	70	GILLAM	38.091	272	COWAN	24.689	17	70	GILLAM	1:03.058	1:03.669	0.611
18	272	COWAN	38.752	70	GILLAM	24.967	18	272	COWAN	1:03.441	1:03.442	0.001
19	120	MALE	42.478	120	MALE	28.282	19	120	MALE	1:10.760	1:10.760	0.000

Weather / Track : Cloudy / Dry

Results can be found at www.tsl-timing.com

Brands Hatch Indy
Circuit Length = 1.2079 miles
Start: 10:33 Flag 10:46 End: 10:47

Printed - 11:09 Saturday, 05 October 2019

BMCRC - MRO Championships 2019 - Rnd 9 @ Brands Hatch Indy

Thunderbike Sport Rookies

QUALIFYING - STATISTICS

Competitors Started 40
Planned Start 2019-10-05 @ 10:25:00.000
Actual Start 2019-10-05 @ 10:33:40.313
Finish Time 2019-10-05 @ 10:46:30.336
Track Length 1.2079mi.
Total Laps 459
Total Distance Covered 554.4470mi.

Session Fastest Lap History

NO	CL	NAME	LAP TIME	TIME OF DAY	LAP	VEHICLE
40	E	David SHELVEY	52.666	10:35:00.428	1	Suzuki GSXR 600 K1
40	E	David SHELVEY	52.571	10:36:45.873	3	Suzuki GSXR 600 K1
40	E	David SHELVEY	52.087	10:38:31.743	5	Suzuki GSXR 600 K1
40	E	David SHELVEY	51.581	10:39:23.325	6	Suzuki GSXR 600 K1
40	E	David SHELVEY	51.499	10:41:06.888	8	Suzuki GSXR 600 K1
40	E	David SHELVEY	50.981	10:42:50.668	10	Suzuki GSXR 600 K1

Flag History

TYPE	TIME OF DAY
GREEN	10:33:40.313
FINISH	10:46:30.336

Flag Statistics

TYPE	COUNT	TOTAL LAPS	TOTAL TIME
Green	1	14	13:59.180
Red	0	0	0.000
Safety Car	0	0	0.000
FCY	0	0	0.000

Weather / Track : Cloudy / Dry

These results are provisional until the conclusion of any judicial and technical matters.

Brands Hatch Indy
Circuit Length = 1.2079 miles
Start: 10:33 Flag 10:46 End: 10:47

Clerk Of Course :		Timekeeper :
-------------------	--	--------------

BMCRC - MRO Championships 2019 - Rnd 9 @ Brands Hatch Indy

Thunderbike Sport Rookies

QUALIFYING - STATISTICS

CLASS : E

21 Starters

Fastest Lap History

NO	NAME	LAP TIME	TIME OF DAY	LAP	VEHICLE
40	David SHELVEY	52.666	10:35:00.428	1	Suzuki GSXR 600 K1
40	David SHELVEY	52.571	10:36:45.873	3	Suzuki GSXR 600 K1
40	David SHELVEY	52.087	10:38:31.743	5	Suzuki GSXR 600 K1
40	David SHELVEY	51.581	10:39:23.325	6	Suzuki GSXR 600 K1
40	David SHELVEY	51.499	10:41:06.888	8	Suzuki GSXR 600 K1
40	David SHELVEY	50.981	10:42:50.668	10	Suzuki GSXR 600 K1

Weather / Track : Cloudy / Dry

These results are provisional until the conclusion of any judicial and technical matters.

Brands Hatch Indy

Circuit Length = 1.2079 miles

Start: 10:33 Flag 10:46 End: 10:47

Clerk Of Course :

Timekeeper :

BMCRC - MRO Championships 2019 - Rnd 9 @ Brands Hatch Indy

Thunderbike Sport Rookies

QUALIFYING - STATISTICS

CLASS : B

19 Starters

Fastest Lap History

NO	NAME	LAP TIME	TIME OF DAY	LAP	VEHICLE
17	Tommy DOWNES	55.310	10:35:06.779	1	Suzuki SV650
17	Tommy DOWNES	54.844	10:36:01.622	2	Suzuki SV650
17	Tommy DOWNES	54.237	10:37:50.993	4	Suzuki SV650
17	Tommy DOWNES	53.572	10:38:44.566	5	Suzuki SV650

Weather / Track : Cloudy / Dry

These results are provisional until the conclusion of any judicial and technical matters.

Brands Hatch Indy

Circuit Length = 1.2079 miles

Start: 10:33 Flag 10:46 End: 10:47

Clerk Of Course :

Timekeeper :

BMCRC - MRO Championships 2019 - Rnd 9 @ Brands Hatch Indy



Thunderbike Sport - Groups A & B

QUALIFYING - COMBINED CLASSIFICATION

POS	NO	CL	PIC NAME	ENTRY	FIRST		SECOND			DIFF
					TIME	LAPS	TIME	LAPS	GAP	
1	74	A	1 Daniel SINGLETON	Honda CBR 600 - Bambino Developments Racing	50.463	13		0		
2	47	A	2 Thomas WATSON	Yamaha R6 - Motorsportdays.com TEA Time Racing	51.910	13		0	1.447	1.447
3	90	A	3 Edward WATSON	Yamaha R6 - Motorsportdays.com TEA Time Racing	52.871	11		0	2.408	0.961
4	96	A	4 Neil GREGORY	Ducati MONSTER - SNC Scaffolding	53.441	13		0	2.978	0.570
5	81	A	5 Malvern MAY	Honda CBR600RR -	53.465	13		0	3.002	0.024
6	17	B	1 Tommy DOWNES	Suzuki SV650 - Ray Gnarley/ MoreMoto		0	53.572	9	3.109	0.107
7	624	B	2 Matthew FEDRICK	Yamaha R6 - Matthew Fedrick farriers ltd		0	54.240	14	3.777	0.668
8	35	A	6 Sam DIGBY-BAKER	Yamaha R6 -	54.437	9		0	3.974	0.197
9	104	B	3 Alex ROBINSON	Honda CBR600RR - Boa		0	54.703	13	4.240	0.266
10	960	A	7 Dan HARRIS	Suzuki SV650 - HP Racing	55.089	9		0	4.626	0.386
11	133	A	8 Carl JOHNSTONE	Suzuki GSXR 600 - EDIasia	55.246	12		0	4.783	0.157
12	84	A	9 Ricardo BRANCO	Yamaha R6 - IMP Racing	55.400	12		0	4.937	0.154
13	44	B	4 James ROBINSON	Honda CBR600RR - CurrentElec		0	55.455	13	4.992	0.055
14	606	B	5 Jake ANDERTON	Honda CBR600RR - CurrentElec Limited		0	55.664	13	5.201	0.209
15	33	B	6 Peter PARAPANOS	Honda CBR600RR -		0	56.171	13	5.708	0.507
16	50	A	10 Paul ROBSON	Yamaha R6 - RBProperty services & Environment Lightin	56.208	10		0	5.745	0.037
17	40	B	7 Simon WILKINSON	Suzuki SV650 - S P Wilkinson Engineering Ltd		0	56.286	13	5.823	0.078
18	240	B	8 Mark KAVANAGH	Honda CBR600RR -		0	56.443	6	5.980	0.157
19	22	A	11 Matthew MAY	Honda CBR600F3 - Tliehurst Glass Racing	56.673	11		0	6.210	0.230
20	187	B	9 David TREVEIL	Yamaha YZF R6 -		0	56.721	13	6.258	0.048
21	25	B	10 Sam DRUCE	Suzuki SV650 -		0	56.851	13	6.388	0.130
22	747	A	12 Allan CLARK	Kawasaki ZXR400 - A Clark & Sons Builders	56.937	10		0	6.474	0.086
23	53	B	11 Tim BANWELL	Yamaha R6 -		0	57.478	13	7.015	0.541
24	117	A	13 Jordan HARRIS	Suzuki GSXR 600 - Steve Jordan Motorcycles	57.886	10		0	7.423	0.408
25	373	B	12 Robert PRICE	Suzuki GSXR -		0	57.983	12	7.520	0.097
26	101	B	13 Glen TRIPP	Honda CBR 600FW - yaki too racing any help would be g		0	58.141	13	7.678	0.158
27	126	A	14 Damien LECHAUVE	Suzuki SV650 -	58.419	11		0	7.956	0.278
28	196	B	14 Emma PETERSON	Yamaha R6 - Plus racing gear, Helmet city Chichester		0	58.653	13	8.190	0.234
29	124	B	15 Sylvie BOTQUELEN	Suzuki GSXR 600 -		0	1:00.189	12	9.726	1.536
30	526	B	16 Michael ARMANI	Honda CBR600 -		0	1:01.120	10	10.657	0.931
31	131	A	15 Christopher EVANS	Suzuki SV650 - C.E PHYSIO	1:01.911	11		0	11.448	0.791
32	16	A	16 Geoff LANSDALL	Suzuki GSXR - EPG Domestic	1:02.381	10		0	11.918	0.470
33	272	B	17 Christopher COWAN	Suzuki SV650 - IMP Racing International		0	1:03.442	11	12.979	1.061
34	70	B	18 Vanessa GILLAM	Suzuki SV650 - No More Straps		0	1:03.669	11	13.206	0.227
35	51	A	17 Paul BEESLEY	Yamaha R6 - My Mrs	1:03.728	2		0	13.265	0.059
36	120	B	19 Steve MALE	Suzuki SV650 - ATB Racing		0	1:10.760	1	20.297	7.032

Weather / Track : Cloudy / Dry

These results are provisional until the conclusion of any judicial and technical matters.

Brands Hatch Indy

Circuit Length = 1.2079 miles

Start: 10:33 Flag 10:46 End: 10:47

Clerk Of Course :	Timekeeper :
-------------------	--------------

Results can be found at www.tsl-timing.com

Printed - 11:22 Saturday, 05 October 2019



BMCRC - MRO Championships 2019 - Rnd 9 @ Brands Hatch Indy



BMCRC Thunderbike Sport

RACE 1 - Groups A & B - GRID (10 Laps)

ROW 13				37	191	James SEATH									
ROW 12	36	1:10.760	120	Steve MALE	35	1:03.728	51	Paul BEESLEY	34	1:03.669	70	Vanessa GILLAM			
ROW 11				33	1:03.442	272	Christopher COWAN	32	1:02.381	16	Geoff LANSDELL	31	1:01.911	131	Christopher EVANS
ROW 10	30	1:01.120	526	Michael ARMANI	29	1:00.189	124	Sylvie BOTQUELEN	28	58.653	196	Emma PETERSON			
ROW 9				27	58.419	126	Damien LECHAUVE	26	58.141	101	Glen TRIPP	25	57.983	373	Robert PRICE
ROW 8	24	57.886	117	Jordan HARRIS	23	57.478	53	Tim BANWELL	22	56.937	747	Allan CLARK			
ROW 7				21	56.851	25	Sam DRUCE	20	56.721	187	David TREVEIL	19	56.673	22	Matthew MAY
ROW 6	18	56.443	240	Mark KAVANAGH	17	56.286	40	Simon WILKINSON	16	56.208	50	Paul ROBSON			
ROW 5				15	56.171	33	Peter PARAPANOS	14	55.664	606	Jake ANDERTON	13	55.455	44	James ROBINSON
ROW 4	12	55.400	84	Ricardo BRANCO	11	55.246	133	Carl JOHNSTONE	10	55.089	960	Dan HARRIS			
ROW 3				9	54.703	104	Alex ROBINSON	8	54.437	35	Sam DIGBY-BAKER	7	54.240	624	Matthew FEDRICK
ROW 2	6	53.572	17	Tommy DOWNES	5	53.465	81	Malvern MAY	4	53.441	96	Neil GREGORY			
ROW 1				3	52.871	90	Edward WATSON	2	51.910	47	Thomas WATSON	1	50.463	74	Daniel SINGLETON
															Pole

Brands Hatch Indy
Circuit Length = 1.2079 miles

These results are provisional until the conclusion of any judicial and technical matters.

Clerk Of Course :	Steward :	Timekeeper :
-------------------	-----------	--------------

Results can be found at www.tsl-timing.com

Printed - 11:25 Saturday, 05 October 2019



BMCRC - MRO Championships 2019 - Rnd 9 @ Brands Hatch Indy



Thunderbike Sport - Groups B & C

QUALIFYING - COMBINED CLASSIFICATION

POS	NO	CL	PIC NAME	ENTRY	FIRST		SECOND			DIFF
					TIME	LAPS	TIME	LAPS	GAP	
1	961	C	1 Jack SIM	Yamaha R6 - Platform Lift Engineers Ltd	51.011	11		0		
2	54	C	2 Adam JAMISON	Yamaha R6 - AJ Racing	52.583	11		0	1.572	1.572
3	48	C	3 Shaun WALLIS	Yamaha R6 - Watling Tyres	53.142	8		0	2.131	0.559
4	93	C	4 Jack WALLIS	Yamaha R6 - Watling Tyres RimTec	53.449	13		0	2.438	0.307
5	17	B	1 Tommy DOWNES	Suzuki SV650 - Ray Gnarley/ MoreMoto		0	53.572	9	2.561	0.123
6	72	C	5 Kevin MILLER	Honda CBR600RR - Mechanical Air Supplies Ltd	54.041	13		0	3.030	0.469
7	624	B	2 Matthew FEDRICK	Yamaha R6 - Matthew Fedrick farriers ltd		0	54.240	14	3.229	0.199
8	45	C	6 Tom STEVENS	Suzuki SV650 -	54.603	11		0	3.592	0.363
9	104	B	3 Alex ROBINSON	Honda CBR600RR - Boa		0	54.703	13	3.692	0.100
10	46	C	7 Jeff MORRIS	Suzuki SV650 -	55.128	11		0	4.117	0.425
11	85	C	8 Andrew KITE	Ducati 749 - Red Rebel Racing	55.289	8		0	4.278	0.161
12	44	B	4 James ROBINSON	Honda CBR600RR - CurrentElec		0	55.455	13	4.444	0.166
13	606	B	5 Jake ANDERTON	Honda CBR600RR - CurrentElec Limited		0	55.664	13	4.653	0.209
14	28	C	9 Matthew LAWSON	Ducati 800SS -	56.078	11		0	5.067	0.414
15	33	B	6 Peter PARAPANOS	Honda CBR600RR -		0	56.171	13	5.160	0.093
16	40	B	7 Simon WILKINSON	Suzuki SV650 - S P Wilkinson Engineering Ltd		0	56.286	13	5.275	0.115
17	73	C	10 Vincent LEWIN	Honda CBR600F '93 - VINITWINRACING.CO.UK	56.383	11		0	5.372	0.097
18	240	B	8 Mark KAVANAGH	Honda CBR600RR -		0	56.443	6	5.432	0.060
19	187	B	9 David TREVEIL	Yamaha YZF R6 -		0	56.721	13	5.710	0.278
20	137	C	11 Charlie CRAWT	Suzuki SV650 - Pass Bike Motorcycle Training & Sublime	56.741	11		0	5.730	0.020
21	25	B	10 Sam DRUCE	Suzuki SV650 -		0	56.851	13	5.840	0.110
22	0	C	12 Luke STANLEY	Suzuki SV650 - Urban Race Tribe	56.977	11		0	5.966	0.126
23	53	B	11 Tim BANWELL	Yamaha R6 -		0	57.478	13	6.467	0.501
24	373	B	12 Robert PRICE	Suzuki GSXR -		0	57.983	12	6.972	0.505
25	101	B	13 Glen TRIPP	Honda CBR 600FW - yaki too racing any help would be gr		0	58.141	13	7.130	0.158
26	63	C	13 Steve SMULOVIC	Suzuki SV650 - SFC Racing	58.279	11		0	7.268	0.138
27	196	B	14 Emma PETERSON	Yamaha R6 - Plus racing gear, Helmet city Chichester		0	58.653	13	7.642	0.374
28	143	C	14 Robert DAVIE	Suzuki SV650 -	59.034	10		0	8.023	0.381
29	124	B	15 Sylvie BOTQUELEN	Suzuki GSXR 600 -		0	1:00.189	12	9.178	1.155
30	526	B	16 Michael ARMANI	Honda CBR600 -		0	1:01.120	10	10.109	0.931
31	20	C	15 Connor SWYER	Kawasaki ZXR 400 - WSC Performance & Owkay clothing	1:02.329	2		0	11.318	1.209
32	272	B	17 Christopher COWAN	Suzuki SV650 - IMP Racing International		0	1:03.442	11	12.431	1.113
33	9	C	16 Andrew WATSON	Ducati ST3 - TEA Time Racing	1:03.599	2		0	12.588	0.157
34	70	B	18 Vanessa GILLAM	Suzuki SV650 - No More Straps		0	1:03.669	11	12.658	0.070
35	120	B	19 Steve MALE	Suzuki SV650 - ATB Racing		0	1:10.760	1	19.749	7.091

Weather / Track : Cloudy / Dry

These results are provisional until the conclusion of any judicial and technical matters.

Brands Hatch Indy

Circuit Length = 1.2079 miles

Start: 10:33 Flag 10:46 End: 10:47

Clerk Of Course :	Timekeeper :
-------------------	--------------

Results can be found at www.tsl-timing.com

Printed - 11:28 Saturday, 05 October 2019



BMCRC - MRO Championships 2019 - Rnd 9 @ Brands Hatch Indy



BMCRC Thunderbike Sport

RACE 8 - Groups B & C - GRID (10 Laps)

ROW 12	36	121	Roger MARSH	1:10.760	35	120	Steve MALE	1:03.669	34	70	Vanessa GILLAM
ROW 11				1:03.599	33	9	Andrew WATSON	1:03.442	32	272	Christopher COWAN
					31	20	Connor SWYER	1:02.329			
ROW 10	30	526	Michael ARMANI	1:01.120	29	124	Sylvie BOTQUELEN	59.034	28	143	Robert DAVIE
ROW 9				58.653	27	196	Emma PETERSON	58.279	26	63	Steve SMULOVIC
					25	101	Glen TRIPP	58.141			
ROW 8	24	373	Robert PRICE	57.983	23	53	Tim BANWELL	56.977	22	0	Luke STANLEY
ROW 7				56.851	21	25	Sam DRUCE	56.741	20	137	Charlie CRAWT
					19	187	David TREVEIL	56.721			
ROW 6	18	240	Mark KAVANAGH	56.443	17	73	Vincent LEWIN	56.286	16	40	Simon WILKINSON
ROW 5				56.171	15	33	Peter PARAPANOS	56.078	14	28	Matthew LAWSON
					13	606	Jake ANDERTON	55.664			
ROW 4	12	44	James ROBINSON	55.455	11	85	Andrew KITE	55.128	10	46	Jeff MORRIS
ROW 3				54.703	9	104	Alex ROBINSON	54.603	8	45	Tom STEVENS
					7	624	Matthew FEDRICK	54.240			
ROW 2	6	72	Kevin MILLER	54.041	5	17	Tommy DOWNES	53.449	4	93	Jack WALLIS
ROW 1				53.142	3	48	Shaun WALLIS	52.583	2	54	Adam JAMISON
					1	961	Jack SIM	51.011			
											Pole

Brands Hatch Indy
Circuit Length = 1.2079 miles

These results are provisional until the conclusion of any judicial and technical matters.

Clerk Of Course :	Steward :	Timekeeper :
-------------------	-----------	--------------

Results can be found at www.tsl-timing.com

Printed - 11:29 Saturday, 05 October 2019



BMCRC - MRO Championships 2019 - Rnd 9 @ Brands Hatch Indy



BMCRC Thunderbike Sport

QUALIFYING - CLASSIFICATION

POS	NO	CL	PIC NAME	ENTRY	TIME	ON	LAPS	GAP	DIFF	MPH
1	74	A	1 Daniel SINGLETON	Honda CBR 600 - Bambino Developments Racing	50.463	10	13			86.17
2	961	C	1 Jack SIM	Yamaha R6 - Platform Lift Engineers Ltd	51.011	11	11	0.548	0.548	85.24
3	47	A	2 Thomas WATSON	Yamaha R6 - Motorsportdays.com TEA Time Racing	51.910	13	13	1.447	0.899	83.77
4	54	C	2 Adam JAMISON	Yamaha R6 - AJ Racing	52.583	10	11	2.120	0.673	82.69
5	90	A	3 Edward WATSON	Yamaha R6 - Motorsportdays.com TEA Time Racing	52.871	11	11	2.408	0.288	82.24
6	48	C	3 Shaun WALLIS	Yamaha R6 - Watling Tyres	53.142	6	8	2.679	0.271	81.82
7	96	A	4 Neil GREGORY	Ducati MONSTER - SNC Scaffolding	53.441	11	13	2.978	0.299	81.37
8	93	C	4 Jack WALLIS	Yamaha R6 - Watling Tyres RimTec	53.449	9	13	2.986	0.008	81.35
9	81	A	5 Malvern MAY	Honda CBR600RR -	53.465	12	13	3.002	0.016	81.33
10	72	C	5 Kevin MILLER	Honda CBR600RR - Mechanical Air Supplies Ltd	54.041	11	13	3.578	0.576	80.46
11	35	A	6 Sam DIGBY-BAKER	Yamaha R6 -	54.437	8	9	3.974	0.396	79.88
12	45	C	6 Tom STEVENS	Suzuki SV650 -	54.603	9	11	4.140	0.166	79.64
13	960	A	7 Dan HARRIS	Suzuki SV650 - HP Racing	55.089	9	9	4.626	0.486	78.93
14	46	C	7 Jeff MORRIS	Suzuki SV650 -	55.128	8	11	4.665	0.039	78.88
15	133	A	8 Carl JOHNSTONE	Suzuki GSXR 600 - EDIasia	55.246	8	12	4.783	0.118	78.71
16	85	C	8 Andrew KITE	Ducati 749 - Red Rebel Racing	55.289	7	8	4.826	0.043	78.65
17	84	A	9 Ricardo BRANCO	Yamaha R6 - IMP Racing	55.400	12	12	4.937	0.111	78.49
18	28	C	9 Matthew LAWSON	Ducati 800SS -	56.078	10	11	5.615	0.678	77.54
19	50	A	10 Paul ROBSON	Yamaha R6 - RBProperty services & Environment Lightin	56.208	3	10	5.745	0.130	77.36
20	73	C	10 Vincent LEWIN	Honda CBR600F '93 - VINITWINRACING.CO.UK	56.383	10	11	5.920	0.175	77.12
21	22	A	11 Matthew MAY	Honda CBR600F3 - Tliehurst Glass Racing	56.673	10	11	6.210	0.290	76.73
22	137	C	11 Charlie CRAWT	Suzuki SV650 - Pass Bike Motorcycle Training & Sublime	56.741	11	11	6.278	0.068	76.63
23	747	A	12 Allan CLARK	Kawasaki ZXR400 - A Clark & Sons Builders	56.937	10	10	6.474	0.196	76.37
24	0	C	12 Luke STANLEY	Suzuki SV650 - Urban Race Tribe	56.977	11	11	6.514	0.040	76.32
25	117	A	13 Jordan HARRIS	Suzuki GSXR 600 - Steve Jordan Motorcycles	57.886	10	10	7.423	0.909	75.12
26	63	C	13 Steve SMULOVIC	Suzuki SV650 - SFC Racing	58.279	10	11	7.816	0.393	74.61
27	126	A	14 Damien LECHAUVE	Suzuki SV650 -	58.419	10	11	7.956	0.140	74.43
28	143	C	14 Robert DAVIE	Suzuki SV650 -	59.034	10	10	8.571	0.615	73.66
29	131	A	15 Christopher EVANS	Suzuki SV650 - C.E PHYSIO	1:01.911	10	11	11.448	2.877	70.23
30	20	C	15 Connor SWYER	Kawasaki ZXR 400 - WSC Performance & Owkay clothing	1:02.329	2	2	11.866	0.418	69.76
31	16	A	16 Geoff LANSDELL	Suzuki GSXR - EPG Domestic	1:02.381	9	10	11.918	0.052	69.71
32	9	C	16 Andrew WATSON	Ducati ST3 - TEA Time Racing	1:03.599	1	2	13.136	1.218	68.37
33	51	A	17 Paul BEESLEY	Yamaha R6 - My Mrs	1:03.728	1	2	13.265	0.129	68.23

Bikes 121 & 191 - No times set.

Bike 121 - Group C

Bike 191 - Group A

Weather / Track : Cloudy / Dry

These results are provisional until the conclusion of any judicial and technical matters.

Brands Hatch Indy

Circuit Length = 1.2079 miles

Start: 09:00 Flag 09:18 End: 09:19

Clerk Of Course :	Steward :	Timekeeper :
-------------------	-----------	--------------

Results can be found at www.tsl-timing.com

Printed - 09:42 Saturday, 05 October 2019



BMCRC - MRO Championships 2019 - Rnd 9 @ Brands Hatch Indy



BMCRC Thunderbike Sport

RACE 13 - Groups A & C - GRID (10 Laps) - AMENDED VERSION 2

ROW 12	35	52.583	54	Adam JAMISON	34	51.910	47	Thomas WATSON				
ROW 11	33	1:03.728	191	James SEATH	32	1:03.728	121	Roger MARSH	31	51	Paul BEESLEY	
ROW 10	30	1:03.599	9	Andrew WATSON	29	1:02.381	16	Geoff LANSDELL	28	1:02.329	20	Connor SWYER
ROW 9	27	1:01.911	131	Christopher EVANS	26	59.034	143	Robert DAVIE	25	58.419	126	Damien LECHAUVE
ROW 8	24	58.279	63	Steve SMULOVIC	23	57.886	117	Jordan HARRIS	22	56.977	0	Luke STANLEY
ROW 7	21	56.937	747	Allan CLARK	20	56.741	137	Charlie CRAWT	19	56.673	22	Matthew MAY
ROW 6	18	56.383	73	Vincent LEWIN	17	56.208	50	Paul ROBSON	16	56.078	28	Matthew LAWSON
ROW 5	15	55.400	84	Ricardo BRANCO	14	55.289	85	Andrew KITE	13	55.246	133	Carl JOHNSTONE
ROW 4	12	55.128	46	Jeff MORRIS	11	55.089	960	Dan HARRIS	10	54.603	45	Tom STEVENS
ROW 3	9	54.437	35	Sam DIGBY-BAKER	8	54.041	72	Kevin MILLER	7	53.465	81	Malvern MAY
ROW 2	6	53.449	93	Jack WALLIS	5	53.441	96	Neil GREGORY	4	53.142	48	Shaun WALLIS
ROW 1	3	52.871	90	Edward WATSON	2	51.011	961	Jack SIM	1	50.463	74	Daniel SINGLETON

Pole

Brands Hatch Indy
Circuit Length = 1.2079 miles

These results are provisional until the conclusion of any judicial and technical matters.

Clerk Of Course :	Steward :	Timekeeper :
-------------------	-----------	--------------

Results can be found at www.tsl-timing.com

Printed - 15:14 Saturday, 05 October 2019



BMCRC - MRO Championships 2019 - Rnd 9 @ Brands Hatch Indy



BMCRC Thunderbike Sport

RACE 1 - Groups A & B - CLASSIFICATION

POS	NO	CL	PIC NAME	ENTRY	LAPS	TIME	GAP	DIFF	MPH	BEST	ON
1	74	A	1 Daniel SINGLETON	Honda CBR 600 - Bambino Developments Racing	10	8:36.298			84.22	49.485	7
2	90	A	2 Edward WATSON	Yamaha R6 - Motorsportdays.com TEA Time Racing	10	8:55.998	19.700	19.700	81.13	52.282	3
3	81	A	3 Malvern MAY	Honda CBR600RR -	10	8:56.298	20.000	0.300	81.08	52.548	3
4	17	B	1 Tommy DOWNES	Suzuki SV650 - Ray Gnarley/ MoreMoto	10	8:58.761	22.463	2.463	80.71	52.685	3
5	104	B	2 Alex ROBINSON	Honda CBR600RR - Boa	10	9:00.087	23.789	1.326	80.51	52.346	10
6	84	A	4 Ricardo BRANCO	Yamaha R6 - IMP Racing	10	9:00.676	24.378	0.589	80.42	52.788	5
7	96	A	5 Neil GREGORY	Ducati MONSTER - SNC Scaffolding	10	9:02.558	26.260	1.882	80.14	52.929	5
8	133	A	6 Carl JOHNSTONE	Suzuki GSXR 600 - EDlasia	10	9:03.997	27.699	1.439	79.93	52.921	3
9	35	A	7 Sam DIGBY-BAKER	Yamaha R6 -	10	9:05.978	29.680	1.981	79.64	53.172	5
10	624	B	3 Matthew FEDRICK	Yamaha R6 - Matthew Fedrick farriers Ltd	10	9:08.995	32.697	3.017	79.21	53.613	2
11	960	A	8 Dan HARRIS	Suzuki SV650 - HP Racing	10	9:09.984	33.686	0.989	79.06	53.346	6
12	44	B	4 James ROBINSON	Honda CBR600RR - CurrentElec	10	9:17.536	41.238	7.552	77.99	54.025	10
13	606	B	5 Jake ANDERTON	Honda CBR600RR - CurrentElec Limited	10	9:19.392	43.094	1.856	77.73	53.998	5
14	240	B	6 Mark KAVANAGH	Honda CBR600RR -	10	9:20.386	44.088	0.994	77.60	54.094	6
15	50	A	9 Paul ROBSON	Yamaha R6 - RBProperty services & Environment L	10	9:22.904	46.606	2.518	77.25	53.683	8
16	33	B	7 Peter PARAPANOS	Honda CBR600RR -	10	9:28.545	52.247	5.641	76.48	54.946	3
17	22*	A	10 Matthew MAY	Honda CBR600F3 - Tliehurst Glass Racing	10	9:30.403	54.105	1.858	76.23	54.627	9
18	117	A	11 Jordan HARRIS	Suzuki GSXR 600 - Steve Jordan Motorcycles	9	8:38.026	1 Lap	1 Lap	75.55	55.794	9
19	187	B	8 David TREVEIL	Yamaha YZF R6 -	9	8:39.530	1 Lap	1.504	75.33	55.565	5
20	51	A	12 Paul BEESLEY	Yamaha R6 - My Mrs	9	8:40.398	1 Lap	0.868	75.20	55.288	8
21	53	B	9 Tim BANWELL	Yamaha R6 -	9	8:40.635	1 Lap	0.237	75.17	56.137	6
22	747	A	13 Allan CLARK	Kawasaki ZXR400 - A Clark & Sons Builders	9	8:42.671	1 Lap	2.036	74.87	55.928	9
23	40	B	10 Simon WILKINSON	Suzuki SV650 - S P Wilkinson Engineering Ltd	9	8:42.712	1 Lap	0.041	74.87	55.756	9
24	373	B	11 Robert PRICE	Suzuki GSXR -	9	8:44.759	1 Lap	2.047	74.58	55.933	8
25	101	B	12 Glen TRIPP	Honda CBR 600FW - yaki too racing any help would	9	8:45.284	1 Lap	0.525	74.50	56.079	9
26	126	A	14 Damien LECHAUVE	Suzuki SV650 -	9	8:47.518	1 Lap	2.234	74.19	56.567	9
27	25	B	13 Sam DRUCE	Suzuki SV650 -	9	8:48.699	1 Lap	1.181	74.02	57.096	4
28	196	B	14 Emma PETERSON	Yamaha R6 - Plus racing gear, Helmet city Chichester	9	9:09.458	1 Lap	20.759	71.22	59.250	9
29	526	B	15 Michael ARMANI	Honda CBR600 -	9	9:11.431	1 Lap	1.973	70.97	59.145	9
30	16	A	15 Geoff LANSDELL	Suzuki GSXR - EPG Domestic	9	9:14.320	1 Lap	2.889	70.60	59.675	9
31	131	A	16 Christopher EVANS	Suzuki SV650 - C.E PHYSIO	9	9:18.533	1 Lap	4.213	70.07	59.957	9
32	124	B	16 Sylvie BOTQUELEN	Suzuki GSXR 600 -	9	9:23.185	1 Lap	4.652	69.49	1:00.672	6
33	70	B	17 Vanessa GILLAM	Suzuki SV650 - No More Straps	9	9:33.480	1 Lap	10.295	68.24	1:01.465	9

NOT CLASSIFIED

DQ 47 A Thomas WATSON Yamaha R6 - Motorsportdays.com TEA Time Racing 0

FASTEST LAP

74	A	Daniel SINGLETON	Honda CBR 600 - Bambino Developments Racing	7	49.485	87.87 mph	141.42 kph
104	B	Alex ROBINSON	Honda CBR600RR - Boa	10	52.346	83.07 mph	133.69 kph

*Bike 47 - Disqualified from result due to failing post race technical inspection.

Class A - 92.5% of Race Speed = 77.90 mph

Class B - 92.5% of Race Speed = 74.65 mph

Brands Hatch Indy

Circuit Length = 1.2079 miles

Start: 11:46 Flag 11:54 End: 11:55

Weather / Track : Cloudy / Dry

These results are provisional until the conclusion of any judicial and technical matters.

Clerk Of Course :	Steward :	Timekeeper :

Results can be found at www.tsl-timing.com

Printed - 12:30 Saturday, 05 October 2019



BMCRC - MRO Championships 2019 - Rnd 9 @ Brands Hatch Indy



BMCRC Thunderbike Sport

RACE 1 - Groups A & B - LAP CHART

LAP 1 @ 11:47:06.129

NO	BEHIND	LAP TIME
74		56.183
90	2.666	58.849
17	2.715	58.898
81	3.266	59.449
84	4.014	1:00.197
133	4.410	1:00.593
624	5.151	1:01.334
960	5.188	1:01.371
96	5.702	1:01.885
104	5.969	1:02.152
22	7.013	1:03.196
44	7.229	1:03.412
35	7.394	1:03.577
33	8.208	1:04.391
606	8.450	1:04.633
240	8.949	1:05.132
117	9.940	1:06.123
25	10.724	1:06.907
40	10.956	1:07.139
53	11.010	1:07.193
747	11.059	1:07.242
50	11.324	1:07.507
187	11.772	1:07.955
101	12.036	1:08.219
373	12.593	1:08.776
51	12.981	1:09.164
126	13.117	1:09.300
526	13.900	1:10.083
16	14.052	1:10.235
131	15.154	1:11.337
196	15.215	1:11.398
124	15.960	1:12.143
70	17.802	1:13.985

LAP 2 @ 11:47:56.143

NO	BEHIND	LAP TIME
74		50.014
17	5.482	52.781
90	6.066	53.414
81	6.473	53.221
84	7.289	53.289
133	7.756	53.360
624	8.750	53.613
96	8.831	53.143
104	9.240	53.285
960	9.438	54.264
35	11.085	53.705
22	12.535	55.536
44	12.700	55.485
33	14.347	56.153
606	14.530	56.094
240	14.646	55.711
117	17.909	57.983
50	18.437	57.127

Weather / Track : Cloudy / Dry

Results can be found at www.tsl-timing.com



53	18.511	57.515
25	18.649	57.939
747	19.153	58.108
40	19.433	58.491
101	19.862	57.840
187	19.950	58.192
51	20.416	57.449
373	20.707	58.128
126	21.302	58.199
526	23.463	59.577
16	25.033	1:00.995
196	25.668	1:00.467
131	27.233	1:02.093
124	27.808	1:01.862
70	29.909	1:02.121

LAP 3 @ 11:48:47.143

NO	BEHIND	LAP TIME
74		51.000
17	7.167	52.685
90	7.348	52.282
81	8.021	52.548
84	9.158	52.869
133	9.677	52.921
96	10.767	52.936
104	11.333	53.093
624	11.550	53.800
960	12.589	54.151
35	13.317	53.232
22	17.346	55.811
44	17.508	55.808
33	18.293	54.946
606	18.596	55.066
240	18.854	55.208
117	24.047	57.138
50	24.166	56.729
53	24.397	56.886
25	25.464	57.815
747	25.506	57.353
40	25.612	57.179
187	25.652	56.702
51	25.976	56.560
101	26.493	57.631
373	27.258	57.551
126	27.551	57.249
526	32.071	59.608
196	34.790	1:00.122
16	35.663	1:01.630
131	37.778	1:01.545
124	38.341	1:01.533
70	41.915	1:03.006

LAP 4 @ 11:49:37.051

NO	BEHIND	LAP TIME
74		49.908
90	10.300	52.860
17	10.426	53.167

81	10.730	52.617
84	12.274	53.024
133	12.754	52.985
96	14.010	53.151
104	14.659	53.234
624	15.310	53.668
960	16.295	53.614
35	16.599	53.190
22	22.564	55.126
44	22.845	55.245
606	22.961	54.273
33	23.531	55.146
240	23.863	54.917
50	28.699	54.441
117	30.687	56.548
53	31.082	56.593
25	32.652	57.096
187	32.690	56.946
747	32.850	57.252
51	33.062	56.994
40	33.553	57.849
101	34.049	57.464
373	34.568	57.218
126	35.053	57.410
526	43.077	1:00.914
196	45.085	1:00.203
16	46.061	1:00.306
131	49.827	1:01.957

LAP 5 @ 11:50:26.918

NO	BEHIND	LAP TIME
74		49.867
124	1 Lap	1:01.837
70	1 Lap	1:02.169
90	12.829	52.396
17	13.920	53.361
81	14.053	53.190
84	15.195	52.788
133	16.559	53.672
96	17.072	52.929
104	17.406	52.614
624	19.142	53.699
35	19.904	53.172
960	20.537	54.109
606	27.092	53.998
44	27.687	54.709
22	27.827	55.130
33	28.699	55.035
240	28.975	54.979
50	33.869	55.037
117	36.829	56.009
53	37.844	56.629
187	38.388	55.565
747	39.672	56.689
51	39.866	56.671
40	40.747	57.061
25	40.803	58.018
101	40.986	56.804

LAP 6 @ 11:51:18.096

NO	BEHIND	LAP TIME
74		51.178
526	1 Lap	1:00.058
196	1 Lap	59.441
16	1 Lap	1:00.045
131	1 Lap	1:00.846
124	1 Lap	1:01.311
90	14.845	53.194
17	16.098	53.356
81	16.178	53.303
70	1 Lap	1:03.643
84	17.405	53.388
133	18.758	53.377
104	19.086	52.858
96	19.266	53.372
624	21.817	53.853
35	21.979	53.253
960	22.705	53.346
606	31.126	55.212
44	31.355	54.846
22	31.577	54.928
240	31.891	54.094
33	34.008	56.487
50	37.009	54.318
117	42.005	56.354
53	42.803	56.137
187	43.131	55.921
51	44.983	56.295
747	45.204	56.710
40	46.638	57.069
101	47.211	57.403
25	47.446	57.821
373	47.761	57.001
126	48.480	57.039

LAP 7 @ 11:52:07.581

NO	BEHIND	LAP TIME
74		49.485
526	1 Lap	1:00.018
196	1 Lap	59.359
16	1 Lap	1:00.038
90	18.961	53.601
81	19.322	52.629
131	1 Lap	1:00.057
17	20.326	53.713
124	1 Lap	1:00.672
84	21.869	53.949
104	22.635	53.034
133	22.968	53.695
96	23.477	53.696
35	26.261	53.767
624	26.970	54.638
960	27.355	54.135

70	1 Lap	1:03.129
44	36.234	54.364
606	37.095	55.454
22	37.307	55.215
240	37.561	55.155
50	41.839	54.315
33	42.093	57.570
117	48.620	56.100
53	49.597	56.279
187	49.962	56.316
51	51.216	55.718

LAP 8 @ 11:52:58.849

NO	BEHIND	LAP TIME
74		51.268
747	1 Lap	56.670
40	1 Lap	55.933
101	1 Lap	56.382
373	1 Lap	56.527
25	1 Lap	58.018
126	1 Lap	57.233
90	21.343	53.650
81	21.762	53.708
196	1 Lap	59.920
17	23.002	53.944
526	1 Lap	1:02.027
84	24.650	54.049
16	1 Lap	1:00.330
104	24.971	53.604
133	26.338	54.638
96	26.420	54.211
35	29.316	54.323
131	1 Lap	1:00.501
624	30.532	54.830
960	31.123	55.036
124	1 Lap	1:01.094
44	40.224	55.258
22	40.845	54.806
606	40.955	55.128
240	41.181	54.888
70	1 Lap	1:02.105
50	44.254	53.683
33	47.373	56.548

LAP 9 @ 11:53:49.571

NO	BEHIND	LAP TIME
74		50.722
117	1 Lap	55.977
53	1 Lap	56.166
187	1 Lap	56.011
51	1 Lap	55.288
747	1 Lap	56.719
40	1 Lap	56.235
373	1 Lap	55.933
101	1 Lap	57.462
25	1 Lap	57.204
126	1 Lap	57.088

Brands Hatch Indy
Circuit Length = 1.2079 miles
Start: 11:46 Flag 11:54 End: 11:55



BMCRC - MRO Championships 2019 - Rnd 9 @ Brands Hatch Indy

BMCRC Thunderbike Sport

RACE 1 - Groups A & B - LAP CHART

90	23.446	52.825
81	23.689	52.649
17	25.828	53.548
84	27.980	54.052
104	28.116	53.867
96	30.001	54.303
196	1 Lap	59.298
133	30.665	55.049
526	1 Lap	1:00.001
35	32.719	54.125
624	34.334	54.524
16	1 Lap	1:01.066
960	35.241	54.840
131	1 Lap	1:00.240
124	1 Lap	1:00.888
44	43.886	54.384
22	44.750	54.627
606	44.882	54.649
240	45.633	55.174
50	47.984	54.452
70	1 Lap	1:01.857
33	52.501	55.850

LAP 10 @ 11:54:46.244

NO	BEHIND	LAP TIME
74		56.673
117	1 Lap	55.794
187	1 Lap	55.922
51	1 Lap	56.259
53	1 Lap	57.237
747	1 Lap	55.928
40	1 Lap	55.756
373	1 Lap	56.388
101	1 Lap	56.079
126	1 Lap	56.567
25	1 Lap	57.881
90	19.700	52.927
81	20.000	52.984
17	22.463	53.308
104	23.789	52.346
84	24.378	53.071
96	26.260	52.932
133	27.699	53.707
35	29.680	53.634
624	32.697	55.036
196	1 Lap	59.250
960	33.686	55.118
526	1 Lap	59.145
16	1 Lap	59.675
44	41.238	54.025
131	1 Lap	59.957
606	43.094	54.885
240	44.088	55.128
22	44.105	56.028
50	46.606	55.295
124	1 Lap	1:01.845
33	52.247	56.419
70	1 Lap	1:01.465

Weather / Track : Cloudy / Dry

Results can be found at www.tsl-timing.com



Page 2 of 2



Brands Hatch Indy
Circuit Length = 1.2079 miles
Start: 11:46 Flag 11:54 End: 11:55

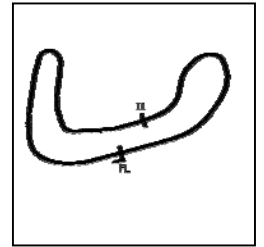
Printed - 12:37 Saturday, 05 October 2019



BMCRC - MRO Championships 2019 - Rnd 9 @ Brands Hatch Indy

BMCRC Thunderbike Sport

RACE 1 - Groups A & B - SECTOR ANALYSIS



SECTOR 1 = FL to I1, SECTOR 2 = I1 to FL, DIFF = Difference To Personal Best Lap, P = Crossed Finish Line in Pit Lane, D = Time Disallowed

P1 74 A Daniel SINGLETON		Honda CBR 600 - Bambino Developments Racing				
IDEAL LAP TIME : 49.485		BEST LAP TIME : 49.485		DIFFERENCE : 0.000		
LAP	SECTOR 1	SECTOR 2	LAP TIME	MPH	DIFF	TIME OF DAY
1 -		20.484	56.183	77.39	6.698	11:47:06.129
2 -	29.885	20.129	50.014	86.94	0.529	11:47:56.143
3 -	30.337	20.663	51.000	85.26	1.515	11:48:47.143
4 -	29.787	20.121	49.908 (3)	87.13	0.423	11:49:37.051
5 -	29.759	20.108	49.867 (2)	87.20	0.382	11:50:26.918
6 -	30.668	20.510	51.178	84.97	1.693	11:51:18.096
7 -	29.426	20.059	49.485 (1)	87.87		11:52:07.581
8 -	30.973	20.295	51.268	84.82	1.783	11:52:58.849
9 -	30.390	20.332	50.722	85.73	1.237	11:53:49.571
10 -	31.485	25.188	56.673	76.73	7.188	11:54:46.244

P2 90 A Edward WATSON		Yamaha R6 - Motorsportdays.com TEA Time Racing				
IDEAL LAP TIME : 52.220		BEST LAP TIME : 52.282		DIFFERENCE : 0.062		
LAP	SECTOR 1	SECTOR 2	LAP TIME	MPH	DIFF	TIME OF DAY
1 -		20.985	58.849	73.89	6.567	11:47:08.795
2 -	32.371	21.043	53.414	81.41	1.132	11:48:02.209
3 -	31.329	20.953	52.282 (1)	83.17		11:48:54.491
4 -	31.580	21.280	52.860	82.26	0.578	11:49:47.351
5 -	31.429	20.967	52.396 (2)	82.99	0.114	11:50:39.747
6 -	31.646	21.548	53.194	81.74	0.912	11:51:32.941
7 -	31.933	21.668	53.601	81.12	1.319	11:52:26.542
8 -	31.835	21.815	53.650	81.05	1.368	11:53:20.192
9 -	31.819	21.006	52.825 (3)	82.32	0.543	11:54:13.017
10 -	32.036	20.891	52.927	82.16	0.645	11:55:05.944

P3 81 A Malvern MAY		Honda CBR600RR -				
IDEAL LAP TIME : 52.234		BEST LAP TIME : 52.548		DIFFERENCE : 0.314		
LAP	SECTOR 1	SECTOR 2	LAP TIME	MPH	DIFF	TIME OF DAY
1 -		21.224	59.449	73.14	6.901	11:47:09.395
2 -	32.115	21.106	53.221	81.70	0.673	11:48:02.616
3 -	31.431	21.117	52.548 (1)	82.75		11:48:55.164
4 -	31.645	20.972	52.617 (2)	82.64	0.069	11:49:47.781
5 -	31.992	21.198	53.190	81.75	0.642	11:50:40.971
6 -	31.832	21.471	53.303	81.58	0.755	11:51:34.274
7 -	31.262	21.367	52.629 (3)	82.62	0.081	11:52:26.903
8 -	31.998	21.710	53.708	80.96	1.160	11:53:20.611
9 -	31.637	21.012	52.649	82.59	0.101	11:54:13.260
10 -	31.883	21.101	52.984	82.07	0.436	11:55:06.244

P4 17 B Tommy DOWNES		Suzuki SV650 - Ray Gnarley/ MoreMoto				
IDEAL LAP TIME : 52.630		BEST LAP TIME : 52.685		DIFFERENCE : 0.055		
LAP	SECTOR 1	SECTOR 2	LAP TIME	MPH	DIFF	TIME OF DAY
1 -		21.573	58.898	73.83	6.213	11:47:08.844
2 -	31.334	21.447	52.781 (2)	82.38	0.096	11:48:01.625
3 -	31.389	21.296	52.685 (1)	82.53		11:48:54.310
4 -	31.716	21.451	53.167 (3)	81.79	0.482	11:49:47.477
5 -	31.899	21.462	53.361	81.49	0.676	11:50:40.838
6 -	31.686	21.670	53.356	81.50	0.671	11:51:34.194
7 -	31.794	21.919	53.713	80.95	1.028	11:52:27.907
8 -	31.939	22.005	53.944	80.61	1.259	11:53:21.851
9 -	32.066	21.482	53.548	81.20	0.863	11:54:15.399
10 -	31.829	21.479	53.308	81.57	0.623	11:55:08.707

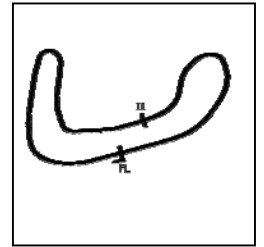
Weather / Track : Cloudy / Dry

Brands Hatch Indy
Circuit Length = 1.2079 miles
Start: 11:46 Flag 11:54 End: 11:55

BMCRC - MRO Championships 2019 - Rnd 9 @ Brands Hatch Indy

BMCRC Thunderbike Sport

RACE 1 - Groups A & B - SECTOR ANALYSIS



SECTOR 1 = FL to I1, SECTOR 2 = I1 to FL, DIFF = Difference To Personal Best Lap, P = Crossed Finish Line in Pit Lane, D = Time Disallowed

P5 104 B Alex ROBINSON			Honda CBR600RR - Boa			
IDEAL LAP TIME : 52.346		BEST LAP TIME : 52.346	DIFFERENCE : 0.000			
LAP	SECTOR 1	SECTOR 2	LAP TIME	MPH	DIFF	TIME OF DAY
1 -		21.743	1:02.152	69.96	9.806	11:47:12.098
2 -	32.292	20.993	53.285	81.61	0.939	11:48:05.383
3 -	31.954	21.139	53.093	81.90	0.747	11:48:58.476
4 -	32.322	20.912	53.234	81.68	0.888	11:49:51.710
5 -	31.724	20.890	52.614 (2)	82.65	0.268	11:50:44.324
6 -	31.663	21.195	52.858 (3)	82.26	0.512	11:51:37.182
7 -	32.081	20.953	53.034	81.99	0.688	11:52:30.216
8 -	32.742	20.862	53.604	81.12	1.258	11:53:23.820
9 -	32.532	21.335	53.867	80.72	1.521	11:54:17.687
10 -	31.569	20.777	52.346 (1)	83.07		11:55:10.033

P6 84 A Ricardo BRANCO			Yamaha R6 - IMP Racing			
IDEAL LAP TIME : 52.727		BEST LAP TIME : 52.788	DIFFERENCE : 0.061			
LAP	SECTOR 1	SECTOR 2	LAP TIME	MPH	DIFF	TIME OF DAY
1 -		21.320	1:00.197	72.23	7.409	11:47:10.143
2 -	31.854	21.435	53.289	81.60	0.501	11:48:03.432
3 -	31.847	21.022	52.869 (2)	82.25	0.081	11:48:56.301
4 -	31.784	21.240	53.024 (3)	82.01	0.236	11:49:49.325
5 -	31.706	21.082	52.788 (1)	82.37		11:50:42.113
6 -	32.130	21.258	53.388	81.45	0.600	11:51:35.501
7 -	32.484	21.465	53.949	80.60	1.161	11:52:29.450
8 -	32.723	21.326	54.049	80.45	1.261	11:53:23.499
9 -	32.597	21.455	54.052	80.45	1.264	11:54:17.551
10 -	32.050	21.021	53.071	81.93	0.283	11:55:10.622

P7 96 A Neil GREGORY			Ducati MONSTER - SNC Scaffolding			
IDEAL LAP TIME : 52.521		BEST LAP TIME : 52.929	DIFFERENCE : 0.408			
LAP	SECTOR 1	SECTOR 2	LAP TIME	MPH	DIFF	TIME OF DAY
1 -		21.677	1:01.885	70.26	8.956	11:47:11.831
2 -	32.010	21.133	53.143	81.82	0.214	11:48:04.974
3 -	31.838	21.098	52.936 (3)	82.14	0.007	11:48:57.910
4 -	32.011	21.140	53.151	81.81	0.222	11:49:51.061
5 -	31.423	21.506	52.929 (1)	82.15		11:50:43.990
6 -	31.760	21.612	53.372	81.47	0.443	11:51:37.362
7 -	32.320	21.376	53.696	80.98	0.767	11:52:31.058
8 -	32.745	21.466	54.211	80.21	1.282	11:53:25.269
9 -	32.764	21.539	54.303	80.08	1.374	11:54:19.572
10 -	31.619	21.313	52.932 (2)	82.15	0.003	11:55:12.504

P8 133 A Carl JOHNSTONE			Suzuki GSXR 600 - EDIasia			
IDEAL LAP TIME : 52.817		BEST LAP TIME : 52.921	DIFFERENCE : 0.104			
LAP	SECTOR 1	SECTOR 2	LAP TIME	MPH	DIFF	TIME OF DAY
1 -		21.607	1:00.593	71.76	7.672	11:47:10.539
2 -	32.135	21.225	53.360 (3)	81.49	0.439	11:48:03.899
3 -	31.656	21.265	52.921 (1)	82.17		11:48:56.820
4 -	31.824	21.161	52.985 (2)	82.07	0.064	11:49:49.805
5 -	32.138	21.534	53.672	81.02	0.751	11:50:43.477
6 -	31.979	21.398	53.377	81.46	0.456	11:51:36.854
7 -	32.206	21.489	53.695	80.98	0.774	11:52:30.549
8 -	33.213	21.425	54.638	79.58	1.717	11:53:25.187
9 -	33.032	22.017	55.049	78.99	2.128	11:54:20.236
10 -	32.209	21.498	53.707	80.96	0.786	11:55:13.943

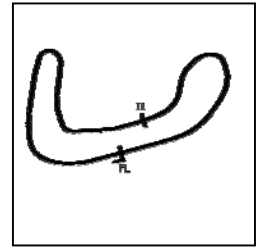
Weather / Track : Cloudy / Dry

Brands Hatch Indy
Circuit Length = 1.2079 miles
Start: 11:46 Flag 11:54 End: 11:55

BMCRC - MRO Championships 2019 - Rnd 9 @ Brands Hatch Indy

BMCRC Thunderbike Sport

RACE 1 - Groups A & B - SECTOR ANALYSIS



SECTOR 1 = FL to I1, SECTOR 2 = I1 to FL, DIFF = Difference To Personal Best Lap, P = Crossed Finish Line in Pit Lane, D = Time Disallowed

P9 35 A		Sam DIGBY-BAKER		Yamaha R6 -		
IDEAL LAP TIME : 53.036		BEST LAP TIME : 53.172		DIFFERENCE : 0.136		
LAP	SECTOR 1	SECTOR 2	LAP TIME	MPH	DIFF	TIME OF DAY
1 -		22.423	1:03.577	68.39	10.405	11:47:13.523
2 -	32.312	21.393	53.705	80.97	0.533	11:48:07.228
3 -	31.812	21.420	53.232 (3)	81.69	0.060	11:49:00.460
4 -	31.768	21.422	53.190 (2)	81.75	0.018	11:49:53.650
5 -	31.904	21.268	53.172 (1)	81.78		11:50:46.822
6 -	31.815	21.438	53.253	81.65	0.081	11:51:40.075
7 -	32.258	21.509	53.767	80.87	0.595	11:52:33.842
8 -	32.413	21.910	54.323	80.05	1.151	11:53:28.165
9 -	32.501	21.624	54.125	80.34	0.953	11:54:22.290
10 -	32.239	21.395	53.634	81.07	0.462	11:55:15.924

P10 624 B		Matthew FEDRICK		Yamaha R6 - Matthew Fedrick farriers ltd		
IDEAL LAP TIME : 53.344		BEST LAP TIME : 53.613		DIFFERENCE : 0.269		
LAP	SECTOR 1	SECTOR 2	LAP TIME	MPH	DIFF	TIME OF DAY
1 -		21.323	1:01.334	70.89	7.721	11:47:11.280
2 -	32.166	21.447	53.613 (1)	81.11		11:48:04.893
3 -	32.218	21.582	53.800	80.82	0.187	11:48:58.693
4 -	32.404	21.264	53.668 (2)	81.02	0.055	11:49:52.361
5 -	32.080	21.619	53.699 (3)	80.98	0.086	11:50:46.060
6 -	32.212	21.641	53.853	80.74	0.240	11:51:39.913
7 -	32.674	21.964	54.638	79.58	1.025	11:52:34.551
8 -	32.510	22.320	54.830	79.31	1.217	11:53:29.381
9 -	32.772	21.752	54.524	79.75	0.911	11:54:23.905
10 -	33.215	21.821	55.036	79.01	1.423	11:55:18.941

P11 960 A		Dan HARRIS		Suzuki SV650 - HP Racing		
IDEAL LAP TIME : 53.197		BEST LAP TIME : 53.346		DIFFERENCE : 0.149		
LAP	SECTOR 1	SECTOR 2	LAP TIME	MPH	DIFF	TIME OF DAY
1 -		21.843	1:01.371	70.85	8.025	11:47:11.317
2 -	32.685	21.579	54.264	80.13	0.918	11:48:05.581
3 -	32.652	21.499	54.151	80.30	0.805	11:48:59.732
4 -	32.197	21.417	53.614 (2)	81.10	0.268	11:49:53.346
5 -	32.745	21.364	54.109 (3)	80.36	0.763	11:50:47.455
6 -	31.833	21.513	53.346 (1)	81.51		11:51:40.801
7 -	32.291	21.844	54.135	80.32	0.789	11:52:34.936
8 -	32.657	22.379	55.036	79.01	1.690	11:53:29.972
9 -	32.907	21.933	54.840	79.29	1.494	11:54:24.812
10 -	33.210	21.908	55.118	78.89	1.772	11:55:19.930

P12 44 B		James ROBINSON		Honda CBR600RR - CurrentElec		
IDEAL LAP TIME : 54.008		BEST LAP TIME : 54.025		DIFFERENCE : 0.017		
LAP	SECTOR 1	SECTOR 2	LAP TIME	MPH	DIFF	TIME OF DAY
1 -		22.344	1:03.412	68.57	9.387	11:47:13.358
2 -	33.424	22.061	55.485	78.37	1.460	11:48:08.843
3 -	33.542	22.266	55.808	77.92	1.783	11:49:04.651
4 -	33.477	21.768	55.245	78.71	1.220	11:49:59.896
5 -	33.179	21.530	54.709	79.48	0.684	11:50:54.605
6 -	32.841	22.005	54.846	79.28	0.821	11:51:49.451
7 -	32.832	21.532	54.364 (2)	79.99	0.339	11:52:43.815
8 -	33.049	22.209	55.258	78.69	1.233	11:53:39.073
9 -	32.873	21.511	54.384 (3)	79.96	0.359	11:54:33.457
10 -	32.497	21.528	54.025 (1)	80.49		11:55:27.482

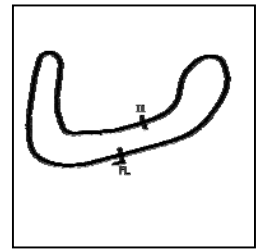
Weather / Track : Cloudy / Dry

Brands Hatch Indy
Circuit Length = 1.2079 miles
Start: 11:46 Flag 11:54 End: 11:55

BMCRC - MRO Championships 2019 - Rnd 9 @ Brands Hatch Indy

BMCRC Thunderbike Sport

RACE 1 - Groups A & B - SECTOR ANALYSIS



SECTOR 1 = FL to I1, SECTOR 2 = I1 to FL, DIFF = Difference To Personal Best Lap, P = Crossed Finish Line in Pit Lane, D = Time Disallowed

P13 606 B Jake ANDERTON			Honda CBR600RR - CurrentElec Limited			
IDEAL LAP TIME : 53.998		BEST LAP TIME : 53.998	DIFFERENCE : 0.000			
LAP	SECTOR 1	SECTOR 2	LAP TIME	MPH	DIFF	TIME OF DAY
1 -		22.757	1:04.633	67.28	10.635	11:47:14.579
2 -	33.750	22.344	56.094	77.52	2.096	11:48:10.673
3 -	32.982	22.084	55.066	78.97	1.068	11:49:05.739
4 -	32.747	21.526	54.273 (2)	80.12	0.275	11:50:00.012
5 -	32.594	21.404	53.998 (1)	80.53		11:50:54.010
6 -	32.977	22.235	55.212	78.76	1.214	11:51:49.222
7 -	33.633	21.821	55.454	78.41	1.456	11:52:44.676
8 -	33.179	21.949	55.128	78.88	1.130	11:53:39.804
9 -	32.765	21.884	54.649 (3)	79.57	0.651	11:54:34.453
10 -	33.191	21.694	54.885	79.23	0.887	11:55:29.338

P14 240 B Mark KAVANAGH			Honda CBR600RR -			
IDEAL LAP TIME : 54.094		BEST LAP TIME : 54.094	DIFFERENCE : 0.000			
LAP	SECTOR 1	SECTOR 2	LAP TIME	MPH	DIFF	TIME OF DAY
1 -		22.578	1:05.132	66.76	11.038	11:47:15.078
2 -	33.645	22.066	55.711	78.05	1.617	11:48:10.789
3 -	33.181	22.027	55.208	78.76	1.114	11:49:05.997
4 -	32.964	21.953	54.917 (3)	79.18	0.823	11:50:00.914
5 -	32.938	22.041	54.979	79.09	0.885	11:50:55.893
6 -	32.616	21.478	54.094 (1)	80.38		11:51:49.987
7 -	33.641	21.514	55.155	78.84	1.061	11:52:45.142
8 -	33.171	21.717	54.888 (2)	79.22	0.794	11:53:40.030
9 -	33.439	21.735	55.174	78.81	1.080	11:54:35.204
10 -	33.403	21.725	55.128	78.88	1.034	11:55:30.332

P15 50 A Paul ROBSON			Yamaha R6 - RBProperty services & Environment Lighting			
IDEAL LAP TIME : 53.683		BEST LAP TIME : 53.683	DIFFERENCE : 0.000			
LAP	SECTOR 1	SECTOR 2	LAP TIME	MPH	DIFF	TIME OF DAY
1 -		22.881	1:07.507	64.41	13.824	11:47:17.453
2 -	34.432	22.695	57.127	76.12	3.444	11:48:14.580
3 -	33.827	22.902	56.729	76.65	3.046	11:49:11.309
4 -	32.766	21.675	54.441	79.87	0.758	11:50:05.750
5 -	33.468	21.569	55.037	79.01	1.354	11:51:00.787
6 -	32.781	21.537	54.318 (3)	80.05	0.635	11:51:55.105
7 -	32.404	21.911	54.315 (2)	80.06	0.632	11:52:49.420
8 -	32.191	21.492	53.683 (1)	81.00		11:53:43.103
9 -	32.751	21.701	54.452	79.86	0.769	11:54:37.555
10 -	32.392	22.903	55.295	78.64	1.612	11:55:32.850

P16 33 B Peter PARAPANOS			Honda CBR600RR -			
IDEAL LAP TIME : 54.946		BEST LAP TIME : 54.946	DIFFERENCE : 0.000			
LAP	SECTOR 1	SECTOR 2	LAP TIME	MPH	DIFF	TIME OF DAY
1 -		22.604	1:04.391	67.53	9.445	11:47:14.337
2 -	33.711	22.442	56.153	77.44	1.207	11:48:10.490
3 -	32.918	22.028	54.946 (1)	79.14		11:49:05.436
4 -	33.052	22.094	55.146 (3)	78.85	0.200	11:50:00.582
5 -	32.955	22.080	55.035 (2)	79.01	0.089	11:50:55.617
6 -	34.360	22.127	56.487	76.98	1.541	11:51:52.104
7 -	34.927	22.643	57.570	75.53	2.624	11:52:49.674
8 -	33.768	22.780	56.548	76.90	1.602	11:53:46.222
9 -	33.388	22.462	55.850	77.86	0.904	11:54:42.072
10 -	33.868	22.551	56.419	77.07	1.473	11:55:38.491

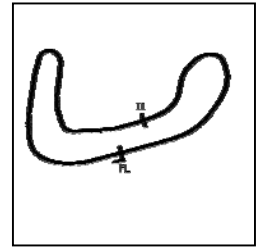
Weather / Track : Cloudy / Dry

Brands Hatch Indy
Circuit Length = 1.2079 miles
Start: 11:46 Flag 11:54 End: 11:55

BMCRC - MRO Championships 2019 - Rnd 9 @ Brands Hatch Indy

BMCRC Thunderbike Sport

RACE 1 - Groups A & B - SECTOR ANALYSIS



SECTOR 1 = FL to I1, SECTOR 2 = I1 to FL, DIFF = Difference To Personal Best Lap, P = Crossed Finish Line in Pit Lane, D = Time Disallowed

P17 22 A		Matthew MAY		Honda CBR600F3 - Tliehurst Glass Racing			
IDEAL LAP TIME : 54.384		BEST LAP TIME : 54.627		DIFFERENCE : 0.243			
LAP	SECTOR 1	SECTOR 2	LAP TIME	MPH	DIFF	TIME OF DAY	
1 -		22.484	1:03.196	68.81	8.569	11:47:13.142	
2 -	33.291	22.245	55.536	78.30	0.909	11:48:08.678	
3 -	33.422	22.389	55.811	77.91	1.184	11:49:04.489	
4 -	32.998	22.128	55.126	78.88	0.499	11:49:59.615	
5 -	33.101	22.029	55.130	78.87	0.503	11:50:54.745	
6 -	32.972	21.956	54.928 (3)	79.16	0.301	11:51:49.673	
7 -	33.517	21.698	55.215	78.75	0.588	11:52:44.888	
8 -	32.777	22.029	54.806 (2)	79.34	0.179	11:53:39.694	
9 -	32.686	21.941	54.627 (1)	79.60		11:54:34.321	
10 -	33.836	22.192	56.028	77.61	1.401	11:55:30.349	

P18 117 A		Jordan HARRIS		Suzuki GSXR 600 - Steve Jordan Motorcycles			
IDEAL LAP TIME : 55.772		BEST LAP TIME : 55.794		DIFFERENCE : 0.022			
LAP	SECTOR 1	SECTOR 2	LAP TIME	MPH	DIFF	TIME OF DAY	
1 -		23.046	1:06.123	65.76	10.329	11:47:16.069	
2 -	34.817	23.166	57.983	74.99	2.189	11:48:14.052	
3 -	34.236	22.902	57.138	76.10	1.344	11:49:11.190	
4 -	34.058	22.490	56.548	76.90	0.754	11:50:07.738	
5 -	33.432	22.577	56.009 (3)	77.64	0.215	11:51:03.747	
6 -	33.627	22.727	56.354	77.16	0.560	11:52:00.101	
7 -	33.545	22.555	56.100	77.51	0.306	11:52:56.201	
8 -	33.401	22.576	55.977 (2)	77.68	0.183	11:53:52.178	
9 -	33.282	22.512	55.794 (1)	77.94		11:54:47.972	

P19 187 B		David TREVEIL		Yamaha YZF R6 -			
IDEAL LAP TIME : 55.400		BEST LAP TIME : 55.565		DIFFERENCE : 0.165			
LAP	SECTOR 1	SECTOR 2	LAP TIME	MPH	DIFF	TIME OF DAY	
1 -		23.347	1:07.955	63.99	12.390	11:47:17.901	
2 -	35.243	22.949	58.192	74.72	2.627	11:48:16.093	
3 -	34.001	22.701	56.702	76.69	1.137	11:49:12.795	
4 -	34.265	22.681	56.946	76.36	1.381	11:50:09.741	
5 -	33.590	21.975	55.565 (1)	78.26		11:51:05.306	
6 -	33.876	22.045	55.921 (2)	77.76	0.356	11:52:01.227	
7 -	33.759	22.557	56.316	77.21	0.751	11:52:57.543	
8 -	33.732	22.279	56.011	77.63	0.446	11:53:53.554	
9 -	34.112	21.810	55.922 (3)	77.76	0.357	11:54:49.476	

P20 51 A		Paul BEESLEY		Yamaha R6 - My Mrs			
IDEAL LAP TIME : 55.288		BEST LAP TIME : 55.288		DIFFERENCE : 0.000			
LAP	SECTOR 1	SECTOR 2	LAP TIME	MPH	DIFF	TIME OF DAY	
1 -		23.445	1:09.164	62.87	13.876	11:47:19.110	
2 -	34.494	22.955	57.449	75.69	2.161	11:48:16.559	
3 -	33.944	22.616	56.560	76.88	1.272	11:49:13.119	
4 -	34.433	22.561	56.994	76.29	1.706	11:50:10.113	
5 -	34.296	22.375	56.671	76.73	1.383	11:51:06.784	
6 -	33.862	22.433	56.295	77.24	1.007	11:52:03.079	
7 -	33.601	22.117	55.718 (2)	78.04	0.430	11:52:58.797	
8 -	33.251	22.037	55.288 (1)	78.65		11:53:54.085	
9 -	34.096	22.163	56.259 (3)	77.29	0.971	11:54:50.344	

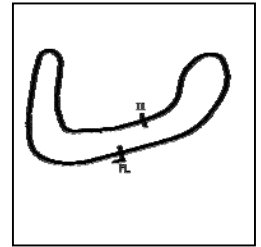
Weather / Track : Cloudy / Dry

Brands Hatch Indy
Circuit Length = 1.2079 miles
Start: 11:46 Flag 11:54 End: 11:55

BMCRC - MRO Championships 2019 - Rnd 9 @ Brands Hatch Indy

BMCRC Thunderbike Sport

RACE 1 - Groups A & B - SECTOR ANALYSIS



SECTOR 1 = FL to I1, SECTOR 2 = I1 to FL, DIFF = Difference To Personal Best Lap, P = Crossed Finish Line in Pit Lane, D = Time Disallowed

P21 53 B		Tim BANWELL		Yamaha R6 -		
IDEAL LAP TIME : 55.909		BEST LAP TIME : 56.137		DIFFERENCE : 0.228		
LAP	SECTOR 1	SECTOR 2	LAP TIME	MPH	DIFF	TIME OF DAY
1 -		22.799	1:07.193	64.71	11.056	11:47:17.139
2 -	34.586	22.929	57.515	75.60	1.378	11:48:14.654
3 -	34.247	22.639	56.886	76.44	0.749	11:49:11.540
4 -	34.152	22.441	56.593	76.83	0.456	11:50:08.133
5 -	34.148	22.481	56.629	76.79	0.492	11:51:04.762
6 -	33.895	22.242	56.137 (1)	77.46		11:52:00.899
7 -	33.880	22.399	56.279 (3)	77.26	0.142	11:52:57.178
8 -	34.009	22.157	56.166 (2)	77.42	0.029	11:53:53.344
9 -	35.208	22.029	57.237	75.97	1.100	11:54:50.581

P22 747 A		Allan CLARK		Kawasaki ZXR400 - A Clark & Sons Builders		
IDEAL LAP TIME : 55.871		BEST LAP TIME : 55.928		DIFFERENCE : 0.057		
LAP	SECTOR 1	SECTOR 2	LAP TIME	MPH	DIFF	TIME OF DAY
1 -		23.233	1:07.242	64.67	11.314	11:47:17.188
2 -	35.204	22.904	58.108	74.83	2.180	11:48:15.296
3 -	34.324	23.029	57.353	75.82	1.425	11:49:12.649
4 -	34.090	23.162	57.252	75.95	1.324	11:50:09.901
5 -	34.214	22.475	56.689 (3)	76.70	0.761	11:51:06.590
6 -	33.808	22.902	56.710	76.68	0.782	11:52:03.300
7 -	33.983	22.687	56.670 (2)	76.73	0.742	11:52:59.970
8 -	33.955	22.764	56.719	76.66	0.791	11:53:56.689
9 -	33.396	22.532	55.928 (1)	77.75		11:54:52.617

P23 40 B		Simon WILKINSON		Suzuki SV650 - S P Wilkinson Engineering Ltd		
IDEAL LAP TIME : 55.630		BEST LAP TIME : 55.756		DIFFERENCE : 0.126		
LAP	SECTOR 1	SECTOR 2	LAP TIME	MPH	DIFF	TIME OF DAY
1 -		23.318	1:07.139	64.76	11.383	11:47:17.085
2 -	35.596	22.895	58.491	74.34	2.735	11:48:15.576
3 -	34.175	23.004	57.179	76.05	1.423	11:49:12.755
4 -	34.946	22.903	57.849	75.17	2.093	11:50:10.604
5 -	34.652	22.409	57.061	76.20	1.305	11:51:07.665
6 -	34.379	22.690	57.069	76.19	1.313	11:52:04.734
7 -	33.667	22.266	55.933 (2)	77.74	0.177	11:53:00.667
8 -	33.677	22.558	56.235 (3)	77.32	0.479	11:53:56.902
9 -	33.793	21.963	55.756 (1)	77.99		11:54:52.658

P24 373 B		Robert PRICE		Suzuki GSXR -		
IDEAL LAP TIME : 55.933		BEST LAP TIME : 55.933		DIFFERENCE : 0.000		
LAP	SECTOR 1	SECTOR 2	LAP TIME	MPH	DIFF	TIME OF DAY
1 -		23.535	1:08.776	63.22	12.843	11:47:18.722
2 -	34.601	23.527	58.128	74.81	2.195	11:48:16.850
3 -	34.325	23.226	57.551	75.56	1.618	11:49:14.401
4 -	34.550	22.668	57.218	76.00	1.285	11:50:11.619
5 -	34.267	22.970	57.237	75.97	1.304	11:51:08.856
6 -	34.023	22.978	57.001	76.28	1.068	11:52:05.857
7 -	33.798	22.729	56.527 (3)	76.92	0.594	11:53:02.384
8 -	33.389	22.544	55.933 (1)	77.74		11:53:58.317
9 -	33.840	22.548	56.388 (2)	77.11	0.455	11:54:54.705

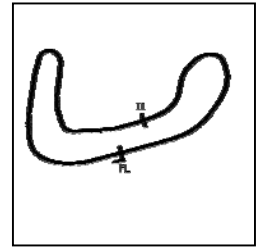
Weather / Track : Cloudy / Dry

Brands Hatch Indy
Circuit Length = 1.2079 miles
Start: 11:46 Flag 11:54 End: 11:55

BMCRC - MRO Championships 2019 - Rnd 9 @ Brands Hatch Indy

BMCRC Thunderbike Sport

RACE 1 - Groups A & B - SECTOR ANALYSIS



SECTOR 1 = FL to I1, SECTOR 2 = I1 to FL, DIFF = Difference To Personal Best Lap, P = Crossed Finish Line in Pit Lane, D = Time Disallowed

P25 101 B Glen TRIPP			Honda CBR 600FW - yaki too racing any help would be great			
IDEAL LAP TIME : 56.079		BEST LAP TIME : 56.079	DIFFERENCE : 0.000			
LAP	SECTOR 1	SECTOR 2	LAP TIME	MPH	DIFF	TIME OF DAY
1 -		23.219	1:08.219	63.74	12.140	11:47:18.165
2 -	34.992	22.848	57.840	75.18	1.761	11:48:16.005
3 -	34.984	22.647	57.631	75.45	1.552	11:49:13.636
4 -	34.864	22.600	57.464	75.67	1.385	11:50:11.100
5 -	34.436	22.368	56.804 (3)	76.55	0.725	11:51:07.904
6 -	34.656	22.747	57.403	75.75	1.324	11:52:05.307
7 -	34.191	22.191	56.382 (2)	77.12	0.303	11:53:01.689
8 -	34.836	22.626	57.462	75.67	1.383	11:53:59.151
9 -	33.958	22.121	56.079 (1)	77.54		11:54:55.230

P26 126 A Damien LECHAUVE			Suzuki SV650 -			
IDEAL LAP TIME : 56.350		BEST LAP TIME : 56.567	DIFFERENCE : 0.217			
LAP	SECTOR 1	SECTOR 2	LAP TIME	MPH	DIFF	TIME OF DAY
1 -		24.042	1:09.300	62.74	12.733	11:47:19.246
2 -	35.102	23.097	58.199	74.71	1.632	11:48:17.445
3 -	34.228	23.021	57.249	75.95	0.682	11:49:14.694
4 -	34.726	22.684	57.410	75.74	0.843	11:50:12.104
5 -	34.309	23.124	57.433	75.71	0.866	11:51:09.537
6 -	34.035	23.004	57.039 (2)	76.23	0.472	11:52:06.576
7 -	34.565	22.668	57.233	75.98	0.666	11:53:03.809
8 -	34.482	22.606	57.088 (3)	76.17	0.521	11:54:00.897
9 -	33.744	22.823	56.567 (1)	76.87		11:54:57.464

P27 25 B Sam DRUCE			Suzuki SV650 -			
IDEAL LAP TIME : 56.771		BEST LAP TIME : 57.096	DIFFERENCE : 0.325			
LAP	SECTOR 1	SECTOR 2	LAP TIME	MPH	DIFF	TIME OF DAY
1 -		23.460	1:06.907	64.99	9.811	11:47:16.853
2 -	34.746	23.193	57.939	75.05	0.843	11:48:14.792
3 -	34.592	23.223	57.815 (3)	75.21	0.719	11:49:12.607
4 -	34.017	23.079	57.096 (1)	76.16		11:50:09.703
5 -	35.264	22.754	58.018	74.95	0.922	11:51:07.721
6 -	34.660	23.161	57.821	75.20	0.725	11:52:05.542
7 -	35.191	22.827	58.018	74.95	0.922	11:53:03.560
8 -	34.187	23.017	57.204 (2)	76.01	0.108	11:54:00.764
9 -	34.798	23.083	57.881	75.13	0.785	11:54:58.645

P28 196 B Emma PETERSON			Yamaha R6 - Plus racing gear, Helmet city Chichester			
IDEAL LAP TIME : 58.845		BEST LAP TIME : 59.250	DIFFERENCE : 0.405			
LAP	SECTOR 1	SECTOR 2	LAP TIME	MPH	DIFF	TIME OF DAY
1 -		23.933	1:11.398	60.90	12.148	11:47:21.344
2 -	36.686	23.781	1:00.467	71.91	1.217	11:48:21.811
3 -	36.772	23.350	1:00.122	72.32	0.872	11:49:21.933
4 -	36.706	23.497	1:00.203	72.23	0.953	11:50:22.136
5 -	36.436	23.005	59.441	73.15	0.191	11:51:21.577
6 -	36.017	23.342	59.359 (3)	73.25	0.109	11:52:20.936
7 -	36.667	23.253	59.920	72.57	0.670	11:53:20.856
8 -	35.959	23.339	59.298 (2)	73.33	0.048	11:54:20.154
9 -	35.840	23.410	59.250 (1)	73.39		11:55:19.404

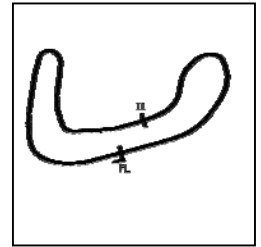
Weather / Track : Cloudy / Dry

Brands Hatch Indy
Circuit Length = 1.2079 miles
Start: 11:46 Flag 11:54 End: 11:55

BMCRC - MRO Championships 2019 - Rnd 9 @ Brands Hatch Indy

BMCRC Thunderbike Sport

RACE 1 - Groups A & B - SECTOR ANALYSIS



SECTOR 1 = FL to I1, SECTOR 2 = I1 to FL, DIFF = Difference To Personal Best Lap, P = Crossed Finish Line in Pit Lane, D = Time Disallowed

P29 526 B		Michael ARMANI		Honda CBR600 -		
IDEAL LAP TIME : 58.753		BEST LAP TIME : 59.145		DIFFERENCE : 0.392		
LAP	SECTOR 1	SECTOR 2	LAP TIME	MPH	DIFF	TIME OF DAY
1 -		23.934	1:10.083	62.04	10.938	11:47:20.029
2 -	36.331	23.246	59.577 (2)	72.99	0.432	11:48:19.606
3 -	35.645	23.963	59.608 (3)	72.95	0.463	11:49:19.214
4 -	37.297	23.617	1:00.914	71.38	1.769	11:50:20.128
5 -	36.627	23.431	1:00.058	72.40	0.913	11:51:20.186
6 -	36.232	23.786	1:00.018	72.45	0.873	11:52:20.204
7 -	37.829	24.198	1:02.027	70.10	2.882	11:53:22.231
8 -	36.472	23.529	1:00.001	72.47	0.856	11:54:22.232
9 -	35.507	23.638	59.145 (1)	73.52		11:55:21.377

P30 16 A		Geoff LANSDELL		Suzuki GSXR - EPG Domestic		
IDEAL LAP TIME : 59.633		BEST LAP TIME : 59.675		DIFFERENCE : 0.042		
LAP	SECTOR 1	SECTOR 2	LAP TIME	MPH	DIFF	TIME OF DAY
1 -		23.876	1:10.235	61.91	10.560	11:47:20.181
2 -	37.272	23.723	1:00.995	71.29	1.320	11:48:21.176
3 -	37.558	24.072	1:01.630	70.55	1.955	11:49:22.806
4 -	36.735	23.571	1:00.306	72.10	0.631	11:50:23.112
5 -	36.681	23.364	1:00.045 (3)	72.42	0.370	11:51:23.157
6 -	36.407	23.631	1:00.038 (2)	72.43	0.363	11:52:23.195
7 -	36.940	23.390	1:00.330	72.08	0.655	11:53:23.525
8 -	37.350	23.716	1:01.066	71.21	1.391	11:54:24.591
9 -	36.269	23.406	59.675 (1)	72.87		11:55:24.266

P31 131 A		Christopher EVANS		Suzuki SV650 - C.E PHYSIO		
IDEAL LAP TIME : 59.946		BEST LAP TIME : 59.957		DIFFERENCE : 0.011		
LAP	SECTOR 1	SECTOR 2	LAP TIME	MPH	DIFF	TIME OF DAY
1 -		24.522	1:11.337	60.95	11.380	11:47:21.283
2 -	37.633	24.460	1:02.093	70.03	2.136	11:48:23.376
3 -	37.223	24.322	1:01.545	70.65	1.588	11:49:24.921
4 -	37.536	24.421	1:01.957	70.18	2.000	11:50:26.878
5 -	36.967	23.879	1:00.846	71.46	0.889	11:51:27.724
6 -	36.414	23.643	1:00.057 (2)	72.40	0.100	11:52:27.781
7 -	36.792	23.709	1:00.501	71.87	0.544	11:53:28.282
8 -	36.453	23.787	1:00.240 (3)	72.18	0.283	11:54:28.522
9 -	36.425	23.532	59.957 (1)	72.52		11:55:28.479

P32 124 B		Sylvie BOTQUELEN		Suzuki GSXR 600 -		
IDEAL LAP TIME : 1:00.588		BEST LAP TIME : 1:00.672		DIFFERENCE : 0.084		
LAP	SECTOR 1	SECTOR 2	LAP TIME	MPH	DIFF	TIME OF DAY
1 -		24.170	1:12.143	60.27	11.471	11:47:22.089
2 -	37.244	24.618	1:01.862	70.29	1.190	11:48:23.951
3 -	36.992	24.541	1:01.533	70.67	0.861	11:49:25.484
4 -	36.716	25.121	1:01.837	70.32	1.165	11:50:27.321
5 -	37.065	24.246	1:01.311	70.92	0.639	11:51:28.632
6 -	36.753	23.919	1:00.672 (1)	71.67		11:52:29.304
7 -	37.017	24.077	1:01.094 (3)	71.17	0.422	11:53:30.398
8 -	36.669	24.219	1:00.888 (2)	71.41	0.216	11:54:31.286
9 -	37.477	24.368	1:01.845	70.31	1.173	11:55:33.131

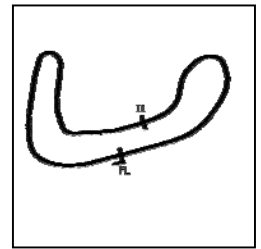
Weather / Track : Cloudy / Dry

Brands Hatch Indy
Circuit Length = 1.2079 miles
Start: 11:46 Flag 11:54 End: 11:55

BMCRC - MRO Championships 2019 - Rnd 9 @ Brands Hatch Indy

BMCRC Thunderbike Sport

RACE 1 - Groups A & B - SECTOR ANALYSIS



SECTOR 1 = FL to I1, SECTOR 2 = I1 to FL, DIFF = Difference To Personal Best Lap, P = Crossed Finish Line in Pit Lane, D = Time Disallowed

P33 70 B		Vanessa GILLAM		Suzuki SV650 - No More Straps		
IDEAL LAP TIME : 1:01.354		BEST LAP TIME : 1:01.465		DIFFERENCE : 0.111		
LAP	SECTOR 1	SECTOR 2	LAP TIME	MPH	DIFF	TIME OF DAY
1 -		24.775	1:13.985	58.77	12.520	11:47:23.931
2 -	37.870	24.251	1:02.121	70.00	0.656	11:48:26.052
3 -	38.550	24.456	1:03.006	69.01	1.541	11:49:29.058
4 -	37.164	25.005	1:02.169	69.94	0.704	11:50:31.227
5 -	38.742	24.901	1:03.643	68.32	2.178	11:51:34.870
6 -	37.955	25.174	1:03.129	68.88	1.664	11:52:37.999
7 -	37.543	24.562	1:02.105 (3)	70.02	0.640	11:53:40.104
8 -	37.363	24.494	1:01.857 (2)	70.30	0.392	11:54:41.961
9 -	37.275	24.190	1:01.465 (1)	70.74		11:55:43.426

Weather / Track : Cloudy / Dry

Results can be found at www.tsl-timing.com

Page 9 of 9

Brands Hatch Indy
Circuit Length = 1.2079 miles
Start: 11:46 Flag 11:54 End: 11:55

Printed - 12:38 Saturday, 05 October 2019

BMCRC - MRO Championships 2019 - Rnd 9 @ Brands Hatch Indy



BMCRC Thunderbike Sport

RACE 1 - Groups A & B - BEST SECTORS

SECTOR 1			SECTOR 2			IDEAL / BEST COMPARISON						
POS	NO	NAME	TIME	NO	NAME	TIME	POS	NO	NAME	IDEAL	BEST	DIFF
1	74	SINGLETON	29.426	74	SINGLETON	20.059	1	74	PERFECT LAP	49.485		
2	81	MAY	31.262	104	ROBINSON	20.777	2	90		49.485	49.485	0.000
3	90	WATSON	31.329	90	WATSON	20.891	3	81		52.220	52.282	0.062
4	17	DOWNES	31.334	81	MAY	20.972	4	104		52.234	52.548	0.314
5	96	GREGORY	31.423	84	BRANCO	21.021	5	96		52.346	52.346	0.000
6	104	ROBINSON	31.569	96	GREGORY	21.098	6	17		52.521	52.929	0.408
7	133	JOHNSTONE	31.656	133	JOHNSTONE	21.161	7	84		52.630	52.685	0.055
8	84	BRANCO	31.706	624	FEDRICK	21.264	8	133		52.727	52.788	0.061
9	35	DIGBY-BAKER	31.768	35	DIGBY-BAKER	21.268	9	35		52.817	52.921	0.104
10	960	HARRIS	31.833	17	DOWNES	21.296	10	960		53.036	53.172	0.136
11	624	FEDRICK	32.080	960	HARRIS	21.364	11	624		53.197	53.346	0.149
12	50	ROBSON	32.191	606	ANDERTON	21.404	12	50		53.344	53.613	0.269
13	44	ROBINSON	32.497	240	KAVANAGH	21.478	13	606		53.683	53.683	0.000
14	606	ANDERTON	32.594	50	ROBSON	21.492	14	44		53.998	53.998	0.000
15	240	KAVANAGH	32.616	44	ROBINSON	21.511	15	240		54.008	54.025	0.017
16	22	MAY	32.686	22	MAY	21.698	16	240		54.094	54.094	0.000
17	33	PARAPANOS	32.918	187	TREVEIL	21.810	17	22		54.384	54.627	0.243
18	51	BEESLEY	33.251	40	WILKINSON	21.963	18	33		54.946	54.946	0.000
19	117	HARRIS	33.282	33	PARAPANOS	22.028	19	51		55.288	55.288	0.000
20	373	PRICE	33.389	53	BANWELL	22.029	20	117		55.400	55.565	0.165
21	747	CLARK	33.396	51	BEESLEY	22.037	21	187		55.630	55.756	0.126
22	187	TREVEIL	33.590	101	TRIPP	22.121	22	40		55.772	55.794	0.022
23	40	WILKINSON	33.667	747	CLARK	22.475	23	117		55.871	55.928	0.057
24	126	LECHAUVE	33.744	117	HARRIS	22.490	24	747		55.909	56.137	0.228
25	53	BANWELL	33.880	373	PRICE	22.544	25	53		55.933	55.933	0.000
26	101	TRIPP	33.958	126	LECHAUVE	22.606	26	373		56.079	56.079	0.000
27	25	DRUCE	34.017	25	DRUCE	22.754	27	101		56.079	56.079	0.000
28	526	ARMANI	35.507	196	PETERSON	23.005	28	126		56.350	56.567	0.217
29	196	PETERSON	35.840	526	ARMANI	23.246	29	25		56.771	57.096	0.325
30	16	LANSDELL	36.269	16	LANSDELL	23.364	30	526		58.753	59.145	0.392
31	131	EVANS	36.414	131	EVANS	23.532	31	196		58.845	59.250	0.405
32	124	BOTQUELEN	36.669	124	BOTQUELEN	23.919	32	16		59.633	59.675	0.042
33	70	GILLAM	37.164	70	GILLAM	24.190	33	131		59.946	59.957	0.011
34							34	124		1:00.588	1:00.672	0.084
							35	70		1:01.354	1:01.465	0.111

Weather / Track : Cloudy / Dry

Results can be found at www.tsl-timing.com

Brands Hatch Indy
Circuit Length = 1.2079 miles
Start: 11:46 Flag 11:54 End: 11:55

Printed - 12:37 Saturday, 05 October 2019



BMCRC - MRO Championships 2019 - Rnd 9 @ Brands Hatch Indy

BMCRC Thunderbike Sport

RACE 1 - Groups A & B - STATISTICS

Competitors Started 34
Planned Start 2019-10-05 @ 11:30:00.000
Actual Start 2019-10-05 @ 11:46:09.945
Finish Time 2019-10-05 @ 11:54:46.243
Track Length 1.2079mi.
Total Laps 314
Total Distance Covered 379.2949mi.

Session Fastest Lap History

NO	CL	NAME	LAP TIME	TIME OF DAY	LAP	VEHICLE
74	A	Daniel SINGLETON	50.014	11:47:56.160	2	Honda CBR 600
74	A	Daniel SINGLETON	49.908	11:49:37.069	4	Honda CBR 600
74	A	Daniel SINGLETON	49.867	11:50:26.918	5	Honda CBR 600
74	A	Daniel SINGLETON	49.485	11:52:07.599	7	Honda CBR 600

Session Leader History

NO	CL	NAME	FROM LAP	LAPS LED	DISTANCE	VEHICLE
74	A	Daniel SINGLETON	1	10	12.07 miles	Honda CBR 600

Flag History

TYPE	TIME OF DAY
GREEN	11:46:09.945
FINISH	11:54:46.243

Flag Statistics

TYPE	COUNT	TOTAL LAPS	TOTAL TIME
Green	1	10	9:35.762
Red	0	0	0.000
Safety Car	0	0	0.000
FCY	0	0	0.000

Weather / Track : Cloudy / Dry

These results are provisional until the conclusion of any judicial and technical matters.

Brands Hatch Indy
Circuit Length = 1.2079 miles
Start: 11:46 Flag 11:54 End: 11:55

Clerk Of Course :	Timekeeper :
-------------------	--------------

BMCRC - MRO Championships 2019 - Rnd 9 @ Brands Hatch Indy

BMCRC Thunderbike Sport

RACE 1 - Groups A & B - STATISTICS

CLASS : A

17 Starters

Fastest Lap History

NO	NAME	LAP TIME	TIME OF DAY	LAP	VEHICLE
74	Daniel SINGLETON	50.014	11:47:56.160	2	Honda CBR 600
74	Daniel SINGLETON	49.908	11:49:37.069	4	Honda CBR 600
74	Daniel SINGLETON	49.867	11:50:26.918	5	Honda CBR 600
74	Daniel SINGLETON	49.485	11:52:07.599	7	Honda CBR 600

Leader History

NO	NAME	FROM LAP	LAPS LED	DISTANCE	VEHICLE
74	Daniel SINGLETON	1	10	12.07 miles	Honda CBR 600

Weather / Track : Cloudy / Dry

These results are provisional until the conclusion of any judicial and technical matters.

Brands Hatch Indy

Circuit Length = 1.2079 miles

Start: 11:46 Flag 11:54 End: 11:55

Clerk Of Course :

Timekeeper :

BMCRC - MRO Championships 2019 - Rnd 9 @ Brands Hatch Indy

BMCRC Thunderbike Sport

RACE 1 - Groups A & B - STATISTICS

CLASS : B

17 Starters

Fastest Lap History

NO	NAME	LAP TIME	TIME OF DAY	LAP	VEHICLE
17	Tommy DOWNES	52.781	11:48:01.643	2	Suzuki SV650
17	Tommy DOWNES	52.685	11:48:54.328	3	Suzuki SV650
104	Alex ROBINSON	52.614	11:50:44.348	5	Honda CBR600RR
104	Alex ROBINSON	52.346	11:55:10.058	10	Honda CBR600RR

Leader History

NO	NAME	FROM LAP	LAPS LED	DISTANCE	VEHICLE
17	Tommy DOWNES	1	10	12.07 miles	Suzuki SV650

Weather / Track : Cloudy / Dry

These results are provisional until the conclusion of any judicial and technical matters.

Brands Hatch Indy

Circuit Length = 1.2079 miles

Start: 11:46 Flag 11:54 End: 11:55

Clerk Of Course :

Timekeeper :

BMCRC - MRO Championships 2019 - Rnd 9 @ Brands Hatch Indy



BMCRC Thunderbike Sport

RACE 8 - Groups B & C - CLASSIFICATION

POS	NO	CL	PIC NAME	ENTRY	LAPS	TIME	GAP	DIFF	MPH	BEST	ON
1	961	C	1 Jack SIM	Yamaha R6 - Platform Lift Engineers Ltd	10	8:43.675			83.04	51.327	4
2	48	C	2 Shaun WALLIS	Yamaha R6 - Watling Tyres	10	8:58.853	15.178	15.178	80.70	52.895	2
3	93	C	3 Jack WALLIS	Yamaha R6 - Watling Tyres RimTec	10	8:58.892	15.217	0.039	80.69	53.121	8
4	104	B	1 Alex ROBINSON	Honda CBR600RR - Boa	10	9:01.539	17.864	2.647	80.30	52.680	10
5	17	B	2 Tommy DOWNES	Suzuki SV650 - Ray Gnarley/ MoreMoto	10	9:01.627	17.952	0.088	80.28	52.934	10
6	624	B	3 Matthew FEDRICK	Yamaha R6 - Matthew Fedrick farriers ltd	10	9:04.740	21.065	3.113	79.82	53.383	3
7	72	C	4 Kevin MILLER	Honda CBR600RR - Mechanical Air Supplies Ltd	10	9:04.864	21.189	0.124	79.81	53.300	8
8	45	C	5 Tom STEVENS	Suzuki SV650 -	10	9:10.000	26.325	5.136	79.06	53.807	5
9	46	C	6 Jeff MORRIS	Suzuki SV650 -	10	9:15.596	31.921	5.596	78.26	54.409	6
10	240	B	4 Mark KAVANAGH	Honda CBR600RR -	10	9:18.348	34.673	2.752	77.88	54.401	8
11	73	C	7 Vincent LEWIN	Honda CBR600F '93 - VINITWINRACING.CO.UK	10	9:20.047	36.372	1.699	77.64	53.954	10
12	606	B	5 Jake ANDERTON	Honda CBR600RR - CurrentElec Limited	10	9:20.590	36.915	0.543	77.57	54.159	10
13	44	B	6 James ROBINSON	Honda CBR600RR - CurrentElec	10	9:21.097	37.422	0.507	77.50	54.332	10
14	85	C	8 Andrew KITE	Ducati 749 - Red Rebel Racing	10	9:30.988	47.313	9.891	76.15	55.080	7
15	28	C	9 Matthew LAWSON	Ducati 800SS -	10	9:32.183	48.508	1.195	76.00	55.763	4
16	33	B	7 Peter PARAPANOS	Honda CBR600RR -	9	8:44.333	1 Lap	1 Lap	74.64	56.900	9
17	40	B	8 Simon WILKINSON	Suzuki SV650 - S P Wilkinson Engineering Ltd	9	8:45.036	1 Lap	0.703	74.54	56.869	9
18	53	B	9 Tim BANWELL	Yamaha R6 -	9	8:46.508	1 Lap	1.472	74.33	56.334	5
19	187	B	10 David TREVEIL	Yamaha YZF R6 -	9	8:48.495	1 Lap	1.987	74.05	56.386	5
20	0	C	10 Luke STANLEY	Suzuki SV650 - Urban Race Tribe	9	8:48.624	1 Lap	0.129	74.03	57.225	8
21	101	B	11 Glen TRIPP	Honda CBR 600FW - yaki too racing any help would	9	8:49.201	1 Lap	0.577	73.95	56.940	5
22	25	B	12 Sam DRUCE	Suzuki SV650 -	9	8:49.430	1 Lap	0.229	73.92	56.932	4
23	373	B	13 Robert PRICE	Suzuki GSXR -	9	8:52.519	1 Lap	3.089	73.49	56.869	9
24	63	C	11 Steve SMULOVIC	Suzuki SV650 - SFC Racing	9	8:54.132	1 Lap	1.613	73.27	57.222	8
25	143	C	12 Robert DAVIE	Suzuki SV650 -	9	9:01.147	1 Lap	7.015	72.32	58.522	5
26	526	B	14 Michael ARMANI	Honda CBR600 -	9	9:09.443	1 Lap	8.296	71.23	58.696	4
27	272	B	15 Christopher COWAN	Suzuki SV650 - IMP Racing International	9	9:18.984	1 Lap	9.541	70.01	1:00.305	5
28	196	B	16 Emma PETERSON	Yamaha R6 - Plus racing gear, Helmet city Chichester	9	9:27.593	1 Lap	8.609	68.95	1:01.087	4
29	124	B	17 Sylvie BOTQUELEN	Suzuki GSXR 600 -	9	9:32.719	1 Lap	5.126	68.33	1:01.380	4
30	70	B	18 Vanessa GILLAM	Suzuki SV650 - No More Straps	8	8:47.967	2 Laps	1 Lap	65.89	1:03.965	4

NOT CLASSIFIED

DQ 54 C Adam JAMISON Yamaha R6 - AJ Racing 0

FASTEST LAP

961	C	Jack SIM	Yamaha R6 - Platform Lift Engineers Ltd	4	51.327	84.72 mph	136.34 kph
104	B	Alex ROBINSON	Honda CBR600RR - Boa	10	52.680	82.54 mph	132.84 kph

*Bike 54 - Disqualified from result due to failing post race technical inspection.

Class C - 92.5% of Race Speed = 76.81 mph

Class B - 92.5% of Race Speed = 74.27 mph

Brands Hatch Indy

Circuit Length = 1.2079 miles

Start: 14:30 Flag 14:39 End: 14:40

Weather / Track : Cloudy / Dry

These results are provisional until the conclusion of any judicial and technical matters.

Clerk Of Course :	Steward :	Timekeeper :

Results can be found at www.tsl-timing.com

Printed - 15:09 Saturday, 05 October 2019



BMCR - MRO Championships 2019 - Rnd 9 @ Brands Hatch Indy

BMCR Thunderbike Sport

RACE 8 - Groups B & C - LAP CHART

LAP 1 @ 14:31:44.555

NO	BEHIND	LAP TIME
961		56.803
93	2.040	58.843
48	2.499	59.302
17	2.772	59.575
624	3.701	1:00.504
104	4.137	1:00.940
45	4.870	1:01.673
46	5.080	1:01.883
72	5.190	1:01.993
240	5.950	1:02.753
606	7.422	1:04.225
44	7.683	1:04.486
33	9.123	1:05.926
28	9.156	1:05.959
85	9.505	1:06.308
73	9.933	1:06.736
25	10.310	1:07.113
40	10.691	1:07.494
0	11.323	1:08.126
373	12.128	1:08.931
101	12.141	1:08.944
63	12.266	1:09.069
187	12.546	1:09.349
53	12.676	1:09.479
143	13.275	1:10.078
526	14.814	1:11.617
272	15.045	1:11.848
196	16.017	1:12.820
124	17.119	1:13.922
70	18.530	1:15.333

LAP 2 @ 14:32:36.083

NO	BEHIND	LAP TIME
961		51.528
93	3.797	53.285
48	3.866	52.895
17	4.855	53.611
624	5.833	53.660
104	6.083	53.474
45	7.470	54.128
72	7.497	53.835
46	8.552	55.000
240	9.794	55.372
606	11.592	55.698
44	11.822	55.667
28	13.720	56.092
73	14.304	55.899
33	14.528	56.933
85	14.670	56.693
25	15.986	57.204
40	16.133	56.970
0	17.449	57.654
101	18.170	57.557
373	19.941	59.341
53	20.096	58.948
187	20.454	59.436
63	20.599	59.861
143	21.487	59.740
526	22.575	59.289
272	25.332	1:01.815
196	26.967	1:02.478
124	27.182	1:01.591

LAP 3 @ 14:33:27.757

NO	BEHIND	LAP TIME
961		51.674
93	5.688	53.565
48	5.993	53.801
17	6.525	53.344
624	7.542	53.383
104	7.776	53.367
72	9.168	53.345
45	10.237	54.441
46	11.333	54.455
240	13.163	55.043
606	15.367	55.449
44	15.697	55.549
73	17.544	54.914
28	18.515	56.469
33	19.909	57.055
85	20.260	57.264
25	21.379	57.067
40	21.470	57.011
0	23.547	57.772
101	23.835	57.339
53	25.764	57.342
187	26.442	57.662
373	26.745	58.478
63	27.980	59.055
143	28.496	58.683
526	29.888	58.987
272	34.827	1:01.169
196	36.836	1:01.543
124	38.356	1:02.848
70	44.208	1:04.599

LAP 4 @ 14:34:19.084

NO	BEHIND	LAP TIME
961		51.327
93	7.693	53.332
48	7.856	53.190
17	8.500	53.302
624	9.870	53.655
104	10.184	53.735
72	11.426	53.585
45	12.946	54.036
46	14.544	54.538
240	17.135	55.299
606	19.454	55.414
44	19.602	55.232
73	20.182	53.965
28	22.951	55.763
85	25.523	56.590
33	25.826	57.244
25	26.984	56.932
40	27.245	57.102
0	29.504	57.284
101	29.792	57.284
53	30.862	56.425
187	31.502	56.387
373	33.327	57.909
63	34.965	58.312
143	36.432	59.263
526	37.257	58.696
272	44.810	1:01.310

LAP 5 @ 14:35:10.449

NO	BEHIND	LAP TIME
961		51.365
70	1 Lap	1:03.965
93	9.537	53.209
48	9.676	53.185
17	10.610	53.475
624	11.990	53.485
104	12.125	53.306
72	13.492	53.431
45	15.388	53.807
46	18.019	54.840
240	20.346	54.576
606	23.317	55.228
44	23.505	55.268
73	23.811	54.994
28	27.580	55.994
85	29.996	55.838
33	32.413	57.952
25	33.350	57.731
40	33.425	57.545
101	35.367	56.940
0	35.519	57.380
53	35.831	56.334
187	36.523	56.386
373	39.842	57.880
63	41.453	57.853
143	43.589	58.522
526	44.917	59.025

LAP 6 @ 14:36:02.699

NO	BEHIND	LAP TIME
961		52.250
272	1 Lap	1:00.305
196	1 Lap	1:01.102
124	1 Lap	1:01.952
93	10.531	53.244
48	10.618	53.192
17	11.915	53.555
104	12.863	52.988
624	13.799	54.059
72	15.357	54.115
45	17.157	54.019
70	1 Lap	1:04.850
46	20.178	54.409
240	23.333	55.237
606	26.021	54.954
44	26.449	55.194
73	26.583	55.022
28	31.548	56.218
85	33.141	55.395
33	37.443	57.280
40	38.393	57.218
25	38.509	57.409
53	40.580	56.999
0	40.815	57.546
101	41.229	58.112
187	41.401	57.128
373	45.699	58.107
63	46.883	57.680
143	49.870	58.531

LAP 7 @ 14:36:54.085

NO	BEHIND	LAP TIME
961		51.386
526	1 Lap	59.486
272	1 Lap	1:00.491
93	12.642	53.497
48	12.759	53.527
17	14.516	53.987
104	15.435	53.958
196	1 Lap	1:03.295
624	16.441	54.028
72	17.509	53.538
124	1 Lap	1:03.037
45	20.492	54.721
46	23.602	54.810
240	27.626	55.679
606	29.821	55.186
44	30.261	55.198
73	30.741	55.544
70	1 Lap	1:05.072
28	36.425	56.263
85	36.835	55.080
33	43.485	57.428
40	44.052	57.045
25	45.461	58.338
53	46.085	56.891
0	47.424	57.995
101	47.455	57.612
187	47.573	57.558
373	51.902	57.589

LAP 8 @ 14:37:46.059

NO	BEHIND	LAP TIME
961		51.974
63	1 Lap	57.490
143	1 Lap	58.663
526	1 Lap	1:00.375
93	13.789	53.121
48	13.878	53.093
17	17.177	54.635
104	17.215	53.754
624	18.727	54.260
72	18.835	53.300
272	1 Lap	1:00.390
45	22.884	54.366
196	1 Lap	1:01.540
46	27.504	55.876
124	1 Lap	1:02.802
240	30.053	54.401
606	32.895	55.048
44	33.121	54.834
73	33.327	54.560
28	40.614	56.163
85	40.696	55.835
70	1 Lap	1:04.444
33	49.126	57.615
40	49.860	57.782
53	51.044	56.933
25	51.356	57.869

LAP 9 @ 14:38:38.404

NO	BEHIND	LAP TIME
961		52.345

0	1 Lap	57.225
187	1 Lap	57.191
101	1 Lap	57.828
373	1 Lap	57.415
63	1 Lap	57.222
143	1 Lap	58.898
93	14.590	53.146
48	14.689	53.156
526	1 Lap	1:01.183
17	18.041	53.209
104	18.207	53.337
624	20.070	53.688
72	20.317	53.827
45	25.301	54.762
272	1 Lap	1:01.254
46	30.259	55.100
240	33.227	55.519
196	1 Lap	1:01.368
73	35.441	54.459
606	35.779	55.229
44	36.113	55.337
124	1 Lap	1:02.705
85	44.196	55.845
28	44.993	56.724

LAP 10 @ 14:39:31.427

NO	BEHIND	LAP TIME
961		53.023
33	1 Lap	56.900
40	1 Lap	56.869
53	1 Lap	57.157
70	2 Laps	1:05.423
187	1 Lap	57.398
0	1 Lap	57.642
101	1 Lap	57.585
25	1 Lap	59.767
373	1 Lap	56.869
63	1 Lap	57.590
48	15.178	53.512
93	15.217	53.650
143	1 Lap	58.769
104	17.864	52.680
17	17.952	52.934
624	21.065	54.018
72	21.189	53.895
526	1 Lap	1:00.785
45	26.325	54.047
46	31.921	54.685
240	34.673	54.469
272	1 Lap	1:00.402
73	36.372	53.954
606	36.915	54.159
44	37.422	54.332
196	1 Lap	1:02.360
85	47.313	56.140
28	48.508	56.538
124	1 Lap	1:02.482

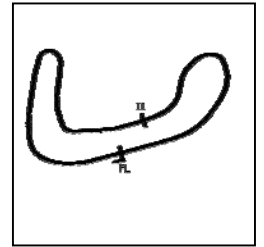
Brands Hatch Indy
 Circuit Length = 1.2079 miles
 Start: 14:30 Flag 14:39 End: 14:40

Weather / Track : Cloudy / Dry

BMCRC - MRO Championships 2019 - Rnd 9 @ Brands Hatch Indy

BMCRC Thunderbike Sport

RACE 8 - Groups B & C - SECTOR ANALYSIS



SECTOR 1 = FL to I1, SECTOR 2 = I1 to FL, DIFF = Difference To Personal Best Lap, P = Crossed Finish Line in Pit Lane, D = Time Disallowed

P1 961 C Jack SIM			Yamaha R6 - Platform Lift Engineers Ltd			
IDEAL LAP TIME : 51.259		BEST LAP TIME : 51.327	DIFFERENCE : 0.068			
LAP	SECTOR 1	SECTOR 2	LAP TIME	MPH	DIFF	TIME OF DAY
1 -		20.801	56.803	76.55	5.476	14:31:44.555
2 -	30.784	20.744	51.528	84.39	0.201	14:32:36.083
3 -	30.811	20.863	51.674	84.15	0.347	14:33:27.757
4 -	30.722	20.605	51.327 (1)	84.72		14:34:19.084
5 -	30.728	20.637	51.365 (2)	84.66	0.038	14:35:10.449
6 -	31.031	21.219	52.250	83.22	0.923	14:36:02.699
7 -	30.849	20.537	51.386 (3)	84.62	0.059	14:36:54.085
8 -	30.985	20.989	51.974	83.66	0.647	14:37:46.059
9 -	30.919	21.426	52.345	83.07	1.018	14:38:38.404
10 -	31.434	21.589	53.023	82.01	1.696	14:39:31.427

P2 48 C Shaun WALLIS			Yamaha R6 - Watling Tyres			
IDEAL LAP TIME : 52.467		BEST LAP TIME : 52.895	DIFFERENCE : 0.428			
LAP	SECTOR 1	SECTOR 2	LAP TIME	MPH	DIFF	TIME OF DAY
1 -		21.436	59.302	73.32	6.407	14:31:47.054
2 -	31.791	21.104	52.895 (1)	82.21		14:32:39.949
3 -	32.154	21.647	53.801	80.82	0.906	14:33:33.750
4 -	31.637	21.553	53.190	81.75	0.295	14:34:26.940
5 -	31.891	21.294	53.185	81.76	0.290	14:35:20.125
6 -	32.111	21.081	53.192	81.75	0.297	14:36:13.317
7 -	32.301	21.226	53.527	81.24	0.632	14:37:06.844
8 -	32.263	20.830	53.093 (2)	81.90	0.198	14:37:59.937
9 -	31.861	21.295	53.156 (3)	81.80	0.261	14:38:53.093
10 -	32.168	21.344	53.512	81.26	0.617	14:39:46.605

P3 93 C Jack WALLIS			Yamaha R6 - Watling Tyres RimTec			
IDEAL LAP TIME : 52.857		BEST LAP TIME : 53.121	DIFFERENCE : 0.264			
LAP	SECTOR 1	SECTOR 2	LAP TIME	MPH	DIFF	TIME OF DAY
1 -		21.365	58.843	73.90	5.722	14:31:46.595
2 -	32.002	21.283	53.285	81.61	0.164	14:32:39.880
3 -	32.056	21.509	53.565	81.18	0.444	14:33:33.445
4 -	31.846	21.486	53.332	81.53	0.211	14:34:26.777
5 -	31.933	21.276	53.209 (3)	81.72	0.088	14:35:19.986
6 -	32.170	21.074	53.244	81.67	0.123	14:36:13.230
7 -	32.151	21.346	53.497	81.28	0.376	14:37:06.727
8 -	32.061	21.060	53.121 (1)	81.86		14:37:59.848
9 -	31.797	21.349	53.146 (2)	81.82	0.025	14:38:52.994
10 -	32.180	21.470	53.650	81.05	0.529	14:39:46.644

P4 104 B Alex ROBINSON			Honda CBR600RR - Boa			
IDEAL LAP TIME : 52.680		BEST LAP TIME : 52.680	DIFFERENCE : 0.000			
LAP	SECTOR 1	SECTOR 2	LAP TIME	MPH	DIFF	TIME OF DAY
1 -		21.352	1:00.940	71.35	8.260	14:31:48.692
2 -	32.359	21.115	53.474	81.32	0.794	14:32:42.166
3 -	32.330	21.037	53.367	81.48	0.687	14:33:35.533
4 -	32.500	21.235	53.735	80.92	1.055	14:34:29.268
5 -	32.092	21.214	53.306 (3)	81.57	0.626	14:35:22.574
6 -	31.945	21.043	52.988 (2)	82.06	0.308	14:36:15.562
7 -	32.127	21.831	53.958	80.59	1.278	14:37:09.520
8 -	32.179	21.575	53.754	80.89	1.074	14:38:03.274
9 -	32.315	21.022	53.337	81.53	0.657	14:38:56.611
10 -	31.844	20.836	52.680 (1)	82.54		14:39:49.291

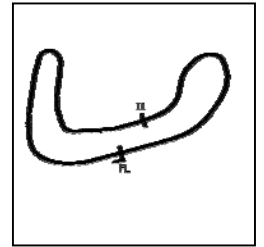
Weather / Track : Cloudy / Dry

Brands Hatch Indy
Circuit Length = 1.2079 miles
Start: 14:30 Flag 14:39 End: 14:40

BMCRC - MRO Championships 2019 - Rnd 9 @ Brands Hatch Indy

BMCRC Thunderbike Sport

RACE 8 - Groups B & C - SECTOR ANALYSIS



SECTOR 1 = FL to I1, SECTOR 2 = I1 to FL, DIFF = Difference To Personal Best Lap, P = Crossed Finish Line in Pit Lane, D = Time Disallowed

P5 17 B Tommy DOWNES			Suzuki SV650 - Ray Gnarley/ MoreMoto			
IDEAL LAP TIME : 52.905		BEST LAP TIME : 52.934	DIFFERENCE : 0.029			
LAP	SECTOR 1	SECTOR 2	LAP TIME	MPH	DIFF	TIME OF DAY
1 -		21.776	59.575	72.99	6.641	14:31:47.327
2 -	31.879	21.732	53.611	81.11	0.677	14:32:40.938
3 -	31.642	21.702	53.344	81.52	0.410	14:33:34.282
4 -	31.596	21.706	53.302 (3)	81.58	0.368	14:34:27.584
5 -	31.825	21.650	53.475	81.32	0.541	14:35:21.059
6 -	31.939	21.616	53.555	81.19	0.621	14:36:14.614
7 -	31.987	22.000	53.987	80.54	1.053	14:37:08.601
8 -	32.679	21.956	54.635	79.59	1.701	14:38:03.236
9 -	31.705	21.504	53.209 (2)	81.72	0.275	14:38:56.445
10 -	31.625	21.309	52.934 (1)	82.15		14:39:49.379

P6 624 B Matthew FEDRICK			Yamaha R6 - Matthew Fedrick farriers ltd			
IDEAL LAP TIME : 53.231		BEST LAP TIME : 53.383	DIFFERENCE : 0.152			
LAP	SECTOR 1	SECTOR 2	LAP TIME	MPH	DIFF	TIME OF DAY
1 -		21.644	1:00.504	71.87	7.121	14:31:48.256
2 -	32.245	21.415	53.660	81.03	0.277	14:32:41.916
3 -	31.828	21.555	53.383 (1)	81.46		14:33:35.299
4 -	32.191	21.464	53.655 (3)	81.04	0.272	14:34:28.954
5 -	31.968	21.517	53.485 (2)	81.30	0.102	14:35:22.439
6 -	32.485	21.574	54.059	80.44	0.676	14:36:16.498
7 -	32.376	21.652	54.028	80.48	0.645	14:37:10.526
8 -	32.459	21.801	54.260	80.14	0.877	14:38:04.786
9 -	32.285	21.403	53.688	80.99	0.305	14:38:58.474
10 -	32.298	21.720	54.018	80.50	0.635	14:39:52.492

P7 72 C Kevin MILLER			Honda CBR600RR - Mechanical Air Supplies Ltd			
IDEAL LAP TIME : 53.085		BEST LAP TIME : 53.300	DIFFERENCE : 0.215			
LAP	SECTOR 1	SECTOR 2	LAP TIME	MPH	DIFF	TIME OF DAY
1 -		21.595	1:01.993	70.14	8.693	14:31:49.745
2 -	32.389	21.446	53.835	80.77	0.535	14:32:43.580
3 -	32.035	21.310	53.345 (2)	81.51	0.045	14:33:36.925
4 -	32.316	21.269	53.585	81.15	0.285	14:34:30.510
5 -	32.176	21.255	53.431 (3)	81.38	0.131	14:35:23.941
6 -	31.915	22.200	54.115	80.35	0.815	14:36:18.056
7 -	32.266	21.272	53.538	81.22	0.238	14:37:11.594
8 -	31.830	21.470	53.300 (1)	81.58		14:38:04.894
9 -	32.472	21.355	53.827	80.78	0.527	14:38:58.721
10 -	32.259	21.636	53.895	80.68	0.595	14:39:52.616

P8 45 C Tom STEVENS			Suzuki SV650 -			
IDEAL LAP TIME : 53.642		BEST LAP TIME : 53.807	DIFFERENCE : 0.165			
LAP	SECTOR 1	SECTOR 2	LAP TIME	MPH	DIFF	TIME OF DAY
1 -		21.852	1:01.673	70.51	7.866	14:31:49.425
2 -	32.363	21.765	54.128	80.33	0.321	14:32:43.553
3 -	32.718	21.723	54.441	79.87	0.634	14:33:37.994
4 -	32.376	21.660	54.036 (3)	80.47	0.229	14:34:32.030
5 -	32.117	21.690	53.807 (1)	80.81		14:35:25.837
6 -	32.342	21.677	54.019 (2)	80.50	0.212	14:36:19.856
7 -	32.953	21.768	54.721	79.46	0.914	14:37:14.577
8 -	32.841	21.525	54.366	79.98	0.559	14:38:08.943
9 -	32.802	21.960	54.762	79.40	0.955	14:39:03.705
10 -	32.237	21.810	54.047	80.45	0.240	14:39:57.752

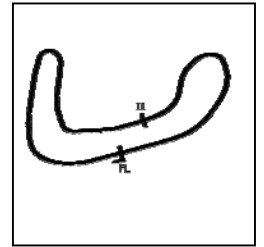
Weather / Track : Cloudy / Dry

Brands Hatch Indy
Circuit Length = 1.2079 miles
Start: 14:30 Flag 14:39 End: 14:40

BMCRC - MRO Championships 2019 - Rnd 9 @ Brands Hatch Indy

BMCRC Thunderbike Sport

RACE 8 - Groups B & C - SECTOR ANALYSIS



SECTOR 1 = FL to I1, SECTOR 2 = I1 to FL, DIFF = Difference To Personal Best Lap, P = Crossed Finish Line in Pit Lane, D = Time Disallowed

P9 46 C		Jeff MORRIS		Suzuki SV650 -		
IDEAL LAP TIME : 54.315		BEST LAP TIME : 54.409		DIFFERENCE : 0.094		
LAP	SECTOR 1	SECTOR 2	LAP TIME	MPH	DIFF	TIME OF DAY
1 -		21.874	1:01.883	70.27	7.474	14:31:49.635
2 -	32.542	22.458	55.000	79.06	0.591	14:32:44.635
3 -	32.552	21.903	54.455 (2)	79.85	0.046	14:33:39.090
4 -	32.765	21.773	54.538 (3)	79.73	0.129	14:34:33.628
5 -	32.827	22.013	54.840	79.29	0.431	14:35:28.468
6 -	32.606	21.803	54.409 (1)	79.92		14:36:22.877
7 -	32.902	21.908	54.810	79.33	0.401	14:37:17.687
8 -	32.697	23.179	55.876	77.82	1.467	14:38:13.563
9 -	33.201	21.899	55.100	78.92	0.691	14:39:08.663
10 -	32.605	22.080	54.685	79.52	0.276	14:40:03.348

P10 240 B		Mark KAVANAGH		Honda CBR600RR -		
IDEAL LAP TIME : 54.126		BEST LAP TIME : 54.401		DIFFERENCE : 0.275		
LAP	SECTOR 1	SECTOR 2	LAP TIME	MPH	DIFF	TIME OF DAY
1 -		22.134	1:02.753	69.29	8.352	14:31:50.505
2 -	33.507	21.865	55.372	78.53	0.971	14:32:45.877
3 -	33.033	22.010	55.043	79.00	0.642	14:33:40.920
4 -	33.490	21.809	55.299	78.63	0.898	14:34:36.219
5 -	32.845	21.731	54.576 (3)	79.67	0.175	14:35:30.795
6 -	33.250	21.987	55.237	78.72	0.836	14:36:26.032
7 -	33.496	22.183	55.679	78.10	1.278	14:37:21.711
8 -	32.865	21.536	54.401 (1)	79.93		14:38:16.112
9 -	33.159	22.360	55.519	78.32	1.118	14:39:11.631
10 -	32.590	21.879	54.469 (2)	79.83	0.068	14:40:06.100

P11 73 C		Vincent LEWIN		Honda CBR600F '93 - VINITWINRACING.CO.UK		
IDEAL LAP TIME : 53.831		BEST LAP TIME : 53.954		DIFFERENCE : 0.123		
LAP	SECTOR 1	SECTOR 2	LAP TIME	MPH	DIFF	TIME OF DAY
1 -		22.779	1:06.736	65.16	12.782	14:31:54.488
2 -	33.569	22.330	55.899	77.79	1.945	14:32:50.387
3 -	32.985	21.929	54.914	79.18	0.960	14:33:45.301
4 -	32.445	21.520	53.965 (2)	80.58	0.011	14:34:39.266
5 -	32.838	22.156	54.994	79.07	1.040	14:35:34.260
6 -	33.158	21.864	55.022	79.03	1.068	14:36:29.282
7 -	33.084	22.460	55.544	78.29	1.590	14:37:24.826
8 -	32.852	21.708	54.560	79.70	0.606	14:38:19.386
9 -	32.932	21.527	54.459 (3)	79.85	0.505	14:39:13.845
10 -	32.568	21.386	53.954 (1)	80.59		14:40:07.799

P12 606 B		Jake ANDERTON		Honda CBR600RR - CurrentElec Limited		
IDEAL LAP TIME : 54.159		BEST LAP TIME : 54.159		DIFFERENCE : 0.000		
LAP	SECTOR 1	SECTOR 2	LAP TIME	MPH	DIFF	TIME OF DAY
1 -		22.474	1:04.225	67.70	10.066	14:31:51.977
2 -	33.578	22.120	55.698	78.07	1.539	14:32:47.675
3 -	33.556	21.893	55.449	78.42	1.290	14:33:43.124
4 -	33.535	21.879	55.414	78.47	1.255	14:34:38.538
5 -	33.191	22.037	55.228	78.73	1.069	14:35:33.766
6 -	33.189	21.765	54.954 (2)	79.13	0.795	14:36:28.720
7 -	33.041	22.145	55.186	78.79	1.027	14:37:23.906
8 -	33.310	21.738	55.048 (3)	78.99	0.889	14:38:18.954
9 -	33.656	21.573	55.229	78.73	1.070	14:39:14.183
10 -	32.745	21.414	54.159 (1)	80.29		14:40:08.342

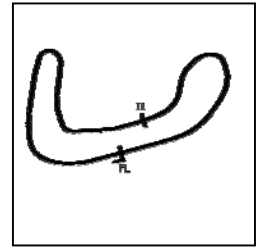
Weather / Track : Cloudy / Dry

Brands Hatch Indy
Circuit Length = 1.2079 miles
Start: 14:30 Flag 14:39 End: 14:40

BMCRC - MRO Championships 2019 - Rnd 9 @ Brands Hatch Indy

BMCRC Thunderbike Sport

RACE 8 - Groups B & C - SECTOR ANALYSIS



SECTOR 1 = FL to I1, SECTOR 2 = I1 to FL, DIFF = Difference To Personal Best Lap, P = Crossed Finish Line in Pit Lane, D = Time Disallowed

P13 44 B James ROBINSON			Honda CBR600RR - CurrentElec			
IDEAL LAP TIME : 54.131		BEST LAP TIME : 54.332	DIFFERENCE : 0.201			
LAP	SECTOR 1	SECTOR 2	LAP TIME	MPH	DIFF	TIME OF DAY
1 -		21.958	1:04.486	67.43	10.154	14:31:52.238
2 -	33.597	22.070	55.667	78.11	1.335	14:32:47.905
3 -	33.736	21.813	55.549	78.28	1.217	14:33:43.454
4 -	33.395	21.837	55.232	78.73	0.900	14:34:38.686
5 -	33.168	22.100	55.268	78.68	0.936	14:35:33.954
6 -	33.259	21.935	55.194 (3)	78.78	0.862	14:36:29.148
7 -	33.101	22.097	55.198	78.78	0.866	14:37:24.346
8 -	33.142	21.692	54.834 (2)	79.30	0.502	14:38:19.180
9 -	33.812	21.525	55.337	78.58	1.005	14:39:14.517
10 -	32.606	21.726	54.332 (1)	80.03		14:40:08.849

P14 85 C Andrew KITE			Ducati 749 - Red Rebel Racing			
IDEAL LAP TIME : 55.080		BEST LAP TIME : 55.080	DIFFERENCE : 0.000			
LAP	SECTOR 1	SECTOR 2	LAP TIME	MPH	DIFF	TIME OF DAY
1 -		23.260	1:06.308	65.58	11.228	14:31:54.060
2 -	34.437	22.256	56.693	76.70	1.613	14:32:50.753
3 -	34.238	23.026	57.264	75.93	2.184	14:33:48.017
4 -	34.098	22.492	56.590	76.84	1.510	14:34:44.607
5 -	33.525	22.313	55.838	77.87	0.758	14:35:40.445
6 -	33.528	21.867	55.395 (2)	78.50	0.315	14:36:35.840
7 -	33.285	21.795	55.080 (1)	78.95		14:37:30.920
8 -	33.535	22.300	55.835 (3)	77.88	0.755	14:38:26.755
9 -	33.673	22.172	55.845	77.86	0.765	14:39:22.600
10 -	33.464	22.676	56.140	77.45	1.060	14:40:18.740

P15 28 C Matthew LAWSON			Ducati 800SS -			
IDEAL LAP TIME : 55.559		BEST LAP TIME : 55.763	DIFFERENCE : 0.204			
LAP	SECTOR 1	SECTOR 2	LAP TIME	MPH	DIFF	TIME OF DAY
1 -		23.304	1:05.959	65.92	10.196	14:31:53.711
2 -	33.547	22.545	56.092 (3)	77.52	0.329	14:32:49.803
3 -	33.717	22.752	56.469	77.00	0.706	14:33:46.272
4 -	33.367	22.396	55.763 (1)	77.98		14:34:42.035
5 -	33.490	22.504	55.994 (2)	77.66	0.231	14:35:38.029
6 -	33.595	22.623	56.218	77.35	0.455	14:36:34.247
7 -	33.751	22.512	56.263	77.29	0.500	14:37:30.510
8 -	33.761	22.402	56.163	77.42	0.400	14:38:26.673
9 -	34.501	22.223	56.724	76.66	0.961	14:39:23.397
10 -	33.336	23.202	56.538	76.91	0.775	14:40:19.935

P16 33 B Peter PARAPANOS			Honda CBR600RR -			
IDEAL LAP TIME : 56.820		BEST LAP TIME : 56.900	DIFFERENCE : 0.080			
LAP	SECTOR 1	SECTOR 2	LAP TIME	MPH	DIFF	TIME OF DAY
1 -		23.358	1:05.926	65.96	9.026	14:31:53.678
2 -	34.005	22.928	56.933 (2)	76.38	0.033	14:32:50.611
3 -	34.088	22.967	57.055 (3)	76.21	0.155	14:33:47.666
4 -	34.006	23.238	57.244	75.96	0.344	14:34:44.910
5 -	34.628	23.324	57.952	75.03	1.052	14:35:42.862
6 -	34.314	22.966	57.280	75.91	0.380	14:36:40.142
7 -	34.237	23.191	57.428	75.72	0.528	14:37:37.570
8 -	34.333	23.282	57.615	75.47	0.715	14:38:35.185
9 -	34.085	22.815	56.900 (1)	76.42		14:39:32.085

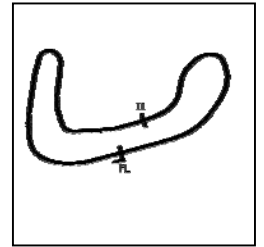
Weather / Track : Cloudy / Dry

Brands Hatch Indy
Circuit Length = 1.2079 miles
Start: 14:30 Flag 14:39 End: 14:40

BMCRC - MRO Championships 2019 - Rnd 9 @ Brands Hatch Indy

BMCRC Thunderbike Sport

RACE 8 - Groups B & C - SECTOR ANALYSIS



SECTOR 1 = FL to I1, SECTOR 2 = I1 to FL, DIFF = Difference To Personal Best Lap, P = Crossed Finish Line in Pit Lane, D = Time Disallowed

P17 40 B Simon WILKINSON		Suzuki SV650 - S P Wilkinson Engineering Ltd				
IDEAL LAP TIME : 56.537		BEST LAP TIME : 56.869		DIFFERENCE : 0.332		
LAP	SECTOR 1	SECTOR 2	LAP TIME	MPH	DIFF	TIME OF DAY
1 -		23.338	1:07.494	64.42	10.625	14:31:55.246
2 -	34.339	22.631	56.970 (2)	76.33	0.101	14:32:52.216
3 -	34.222	22.789	57.011 (3)	76.27	0.142	14:33:49.227
4 -	34.457	22.645	57.102	76.15	0.233	14:34:46.329
5 -	34.064	23.481	57.545	75.56	0.676	14:35:43.874
6 -	34.345	22.873	57.218	76.00	0.349	14:36:41.092
7 -	33.906	23.139	57.045	76.23	0.176	14:37:38.137
8 -	34.572	23.210	57.782	75.25	0.913	14:38:35.919
9 -	34.063	22.806	56.869 (1)	76.46		14:39:32.788

P18 53 B Tim BANWELL		Yamaha R6 -				
IDEAL LAP TIME : 56.210		BEST LAP TIME : 56.334		DIFFERENCE : 0.124		
LAP	SECTOR 1	SECTOR 2	LAP TIME	MPH	DIFF	TIME OF DAY
1 -		23.766	1:09.479	62.58	13.145	14:31:57.231
2 -	36.060	22.888	58.948	73.77	2.614	14:32:56.179
3 -	34.569	22.773	57.342	75.83	1.008	14:33:53.521
4 -	34.200	22.225	56.425 (2)	77.06	0.091	14:34:49.946
5 -	34.238	22.096	56.334 (1)	77.19		14:35:46.280
6 -	34.442	22.557	56.999	76.29	0.665	14:36:43.279
7 -	34.566	22.325	56.891 (3)	76.43	0.557	14:37:40.170
8 -	34.114	22.819	56.933	76.38	0.599	14:38:37.103
9 -	34.464	22.693	57.157	76.08	0.823	14:39:34.260

P19 187 B David TREVEIL		Yamaha YZF R6 -				
IDEAL LAP TIME : 56.068		BEST LAP TIME : 56.386		DIFFERENCE : 0.318		
LAP	SECTOR 1	SECTOR 2	LAP TIME	MPH	DIFF	TIME OF DAY
1 -		23.948	1:09.349	62.70	12.963	14:31:57.101
2 -	36.147	23.289	59.436	73.16	3.050	14:32:56.537
3 -	34.915	22.747	57.662	75.41	1.276	14:33:54.199
4 -	34.106	22.281	56.387 (2)	77.12	0.001	14:34:50.586
5 -	34.424	21.962	56.386 (1)	77.12		14:35:46.972
6 -	34.308	22.820	57.128 (3)	76.12	0.742	14:36:44.100
7 -	34.727	22.831	57.558	75.55	1.172	14:37:41.658
8 -	34.569	22.622	57.191	76.03	0.805	14:38:38.849
9 -	34.787	22.611	57.398	75.76	1.012	14:39:36.247

P20 0 C Luke STANLEY		Suzuki SV650 - Urban Race Tribe				
IDEAL LAP TIME : 57.201		BEST LAP TIME : 57.225		DIFFERENCE : 0.024		
LAP	SECTOR 1	SECTOR 2	LAP TIME	MPH	DIFF	TIME OF DAY
1 -		23.435	1:08.126	63.83	10.901	14:31:55.878
2 -	34.494	23.160	57.654	75.42	0.429	14:32:53.532
3 -	34.600	23.172	57.772	75.27	0.547	14:33:51.304
4 -	34.146	23.138	57.284 (2)	75.91	0.059	14:34:48.588
5 -	34.300	23.080	57.380 (3)	75.78	0.155	14:35:45.968
6 -	34.458	23.088	57.546	75.56	0.321	14:36:43.514
7 -	34.886	23.109	57.995	74.98	0.770	14:37:41.509
8 -	34.170	23.055	57.225 (1)	75.99		14:38:38.734
9 -	34.566	23.076	57.642	75.44	0.417	14:39:36.376

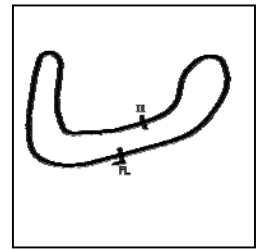
Weather / Track : Cloudy / Dry

Brands Hatch Indy
Circuit Length = 1.2079 miles
Start: 14:30 Flag 14:39 End: 14:40

BMCRC - MRO Championships 2019 - Rnd 9 @ Brands Hatch Indy

BMCRC Thunderbike Sport

RACE 8 - Groups B & C - SECTOR ANALYSIS



SECTOR 1 = FL to I1, SECTOR 2 = I1 to FL, DIFF = Difference To Personal Best Lap, P = Crossed Finish Line in Pit Lane, D = Time Disallowed

P21 101 B Glen TRIPP			Honda CBR 600FW - yaki too racing any help would be great			
IDEAL LAP TIME : 56.940		BEST LAP TIME : 56.940	DIFFERENCE : 0.000			
LAP	SECTOR 1	SECTOR 2	LAP TIME	MPH	DIFF	TIME OF DAY
1 -		23.727	1:08.944	63.07	12.004	14:31:56.696
2 -	34.856	22.701	57.557	75.55	0.617	14:32:54.253
3 -	34.798	22.541	57.339 (3)	75.84	0.399	14:33:51.592
4 -	34.662	22.622	57.284 (2)	75.91	0.344	14:34:48.876
5 -	34.439	22.501	56.940 (1)	76.37		14:35:45.816
6 -	34.930	23.182	58.112	74.83	1.172	14:36:43.928
7 -	34.805	22.807	57.612	75.48	0.672	14:37:41.540
8 -	35.077	22.751	57.828	75.19	0.888	14:38:39.368
9 -	34.916	22.669	57.585	75.51	0.645	14:39:36.953

P22 25 B Sam DRUCE			Suzuki SV650 -			
IDEAL LAP TIME : 56.805		BEST LAP TIME : 56.932	DIFFERENCE : 0.127			
LAP	SECTOR 1	SECTOR 2	LAP TIME	MPH	DIFF	TIME OF DAY
1 -		23.272	1:07.113	64.79	10.181	14:31:54.865
2 -	34.262	22.942	57.204 (3)	76.01	0.272	14:32:52.069
3 -	34.094	22.973	57.067 (2)	76.20	0.135	14:33:49.136
4 -	34.221	22.711	56.932 (1)	76.38		14:34:46.068
5 -	34.103	23.628	57.731	75.32	0.799	14:35:43.799
6 -	34.128	23.281	57.409	75.74	0.477	14:36:41.208
7 -	34.331	24.007	58.338	74.54	1.406	14:37:39.546
8 -	34.498	23.371	57.869	75.14	0.937	14:38:37.415
9 -	36.313	23.454	59.767	72.75	2.835	14:39:37.182

P23 373 B Robert PRICE			Suzuki GSXR -			
IDEAL LAP TIME : 56.869		BEST LAP TIME : 56.869	DIFFERENCE : 0.000			
LAP	SECTOR 1	SECTOR 2	LAP TIME	MPH	DIFF	TIME OF DAY
1 -		24.209	1:08.931	63.08	12.062	14:31:56.683
2 -	35.809	23.532	59.341	73.28	2.472	14:32:56.024
3 -	34.953	23.525	58.478	74.36	1.609	14:33:54.502
4 -	34.652	23.257	57.909	75.09	1.040	14:34:52.411
5 -	34.458	23.422	57.880	75.13	1.011	14:35:50.291
6 -	34.560	23.547	58.107	74.83	1.238	14:36:48.398
7 -	34.331	23.258	57.589 (3)	75.51	0.720	14:37:45.987
8 -	34.284	23.131	57.415 (2)	75.73	0.546	14:38:43.402
9 -	33.754	23.115	56.869 (1)	76.46		14:39:40.271

P24 63 C Steve SMULOVIC			Suzuki SV650 - SFC Racing			
IDEAL LAP TIME : 56.984		BEST LAP TIME : 57.222	DIFFERENCE : 0.238			
LAP	SECTOR 1	SECTOR 2	LAP TIME	MPH	DIFF	TIME OF DAY
1 -		24.062	1:09.069	62.96	11.847	14:31:56.821
2 -	36.111	23.750	59.861	72.64	2.639	14:32:56.682
3 -	35.838	23.217	59.055	73.63	1.833	14:33:55.737
4 -	35.199	23.113	58.312	74.57	1.090	14:34:54.049
5 -	34.697	23.156	57.853	75.16	0.631	14:35:51.902
6 -	34.693	22.987	57.680	75.39	0.458	14:36:49.582
7 -	34.735	22.755	57.490 (2)	75.64	0.268	14:37:47.072
8 -	34.240	22.982	57.222 (1)	75.99		14:38:44.294
9 -	34.846	22.744	57.590 (3)	75.50	0.368	14:39:41.884

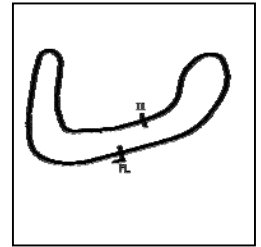
Weather / Track : Cloudy / Dry

Brands Hatch Indy
Circuit Length = 1.2079 miles
Start: 14:30 Flag 14:39 End: 14:40

BMCRC - MRO Championships 2019 - Rnd 9 @ Brands Hatch Indy

BMCRC Thunderbike Sport

RACE 8 - Groups B & C - SECTOR ANALYSIS



SECTOR 1 = FL to I1, SECTOR 2 = I1 to FL, DIFF = Difference To Personal Best Lap, P = Crossed Finish Line in Pit Lane, D = Time Disallowed

P25 143 C		Robert DAVIE		Suzuki SV650 -		
IDEAL LAP TIME : 58.390		BEST LAP TIME : 58.522		DIFFERENCE : 0.132		
LAP	SECTOR 1	SECTOR 2	LAP TIME	MPH	DIFF	TIME OF DAY
1 -		23.987	1:10.078	62.05	11.556	14:31:57.830
2 -	36.460	23.280	59.740	72.79	1.218	14:32:57.570
3 -	35.639	23.044	58.683	74.10	0.161	14:33:56.253
4 -	36.005	23.258	59.263	73.37	0.741	14:34:55.516
5 -	35.412	23.110	58.522 (1)	74.30		14:35:54.038
6 -	35.514	23.017	58.531 (2)	74.29	0.009	14:36:52.569
7 -	35.530	23.133	58.663 (3)	74.12	0.141	14:37:51.232
8 -	35.920	22.978	58.898	73.83	0.376	14:38:50.130
9 -	35.481	23.288	58.769	73.99	0.247	14:39:48.899

P26 526 B		Michael ARMANI		Honda CBR600 -		
IDEAL LAP TIME : 58.696		BEST LAP TIME : 58.696		DIFFERENCE : 0.000		
LAP	SECTOR 1	SECTOR 2	LAP TIME	MPH	DIFF	TIME OF DAY
1 -		24.455	1:11.617	60.72	12.921	14:31:59.369
2 -	35.864	23.425	59.289	73.34	0.593	14:32:58.658
3 -	35.439	23.548	58.987 (2)	73.72	0.291	14:33:57.645
4 -	35.382	23.314	58.696 (1)	74.08		14:34:56.341
5 -	35.534	23.491	59.025 (3)	73.67	0.329	14:35:55.366
6 -	35.877	23.609	59.486	73.10	0.790	14:36:54.852
7 -	36.304	24.071	1:00.375	72.02	1.679	14:37:55.227
8 -	36.477	24.706	1:01.183	71.07	2.487	14:38:56.410
9 -	36.745	24.040	1:00.785	71.54	2.089	14:39:57.195

P27 272 B		Christopher COWAN		Suzuki SV650 - IMP Racing International		
IDEAL LAP TIME : 59.906		BEST LAP TIME : 1:00.305		DIFFERENCE : 0.399		
LAP	SECTOR 1	SECTOR 2	LAP TIME	MPH	DIFF	TIME OF DAY
1 -		24.575	1:11.848	60.52	11.543	14:31:59.600
2 -	37.535	24.280	1:01.815	70.34	1.510	14:33:01.415
3 -	37.120	24.049	1:01.169	71.09	0.864	14:34:02.584
4 -	36.965	24.345	1:01.310	70.92	1.005	14:35:03.894
5 -	36.263	24.042	1:00.305 (1)	72.11		14:36:04.199
6 -	36.296	24.195	1:00.491	71.88	0.186	14:37:04.690
7 -	36.630	23.760	1:00.390 (2)	72.00	0.085	14:38:05.080
8 -	36.704	24.550	1:01.254	70.99	0.949	14:39:06.334
9 -	36.146	24.256	1:00.402 (3)	71.99	0.097	14:40:06.736

P28 196 B		Emma PETERSON		Yamaha R6 - Plus racing gear, Helmet city Chichester		
IDEAL LAP TIME : 1:01.087		BEST LAP TIME : 1:01.087		DIFFERENCE : 0.000		
LAP	SECTOR 1	SECTOR 2	LAP TIME	MPH	DIFF	TIME OF DAY
1 -		24.257	1:12.820	59.71	11.733	14:32:00.572
2 -	37.774	24.704	1:02.478	69.60	1.391	14:33:03.050
3 -	37.534	24.009	1:01.543	70.65	0.456	14:34:04.593
4 -	37.116	23.971	1:01.087 (1)	71.18		14:35:05.680
5 -	37.120	23.982	1:01.102 (2)	71.16	0.015	14:36:06.782
6 -	39.027	24.268	1:03.295	68.70	2.208	14:37:10.077
7 -	37.541	23.999	1:01.540	70.66	0.453	14:38:11.617
8 -	37.377	23.991	1:01.368 (3)	70.86	0.281	14:39:12.985
9 -	38.037	24.323	1:02.360	69.73	1.273	14:40:15.345

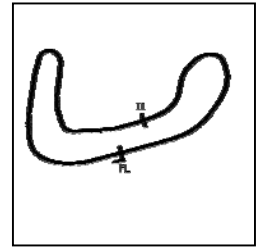
Weather / Track : Cloudy / Dry

Brands Hatch Indy
Circuit Length = 1.2079 miles
Start: 14:30 Flag 14:39 End: 14:40

BMCRC - MRO Championships 2019 - Rnd 9 @ Brands Hatch Indy

BMCRC Thunderbike Sport

RACE 8 - Groups B & C - SECTOR ANALYSIS



SECTOR 1 = FL to I1, SECTOR 2 = I1 to FL, DIFF = Difference To Personal Best Lap, P = Crossed Finish Line in Pit Lane, D = Time Disallowed

P29 124 B		Sylvie BOTQUELEN		Suzuki GSXR 600 -		
IDEAL LAP TIME : 1:00.654		BEST LAP TIME : 1:01.380		DIFFERENCE : 0.726		
LAP	SECTOR 1	SECTOR 2	LAP TIME	MPH	DIFF	TIME OF DAY
1 -		25.011	1:13.922	58.82	12.542	14:32:01.674
2 -	36.652	24.939	1:01.591 (2)	70.60	0.211	14:33:03.265
3 -	38.098	24.750	1:02.848	69.19	1.468	14:34:06.113
4 -	37.378	24.002	1:01.380 (1)	70.84		14:35:07.493
5 -	37.202	24.750	1:01.952 (3)	70.19	0.572	14:36:09.445
6 -	37.540	25.497	1:03.037	68.98	1.657	14:37:12.482
7 -	37.314	25.488	1:02.802	69.24	1.422	14:38:15.284
8 -	37.833	24.872	1:02.705	69.35	1.325	14:39:17.989
9 -	37.437	25.045	1:02.482	69.59	1.102	14:40:20.471

P30 70 B		Vanessa GILLAM		Suzuki SV650 - No More Straps		
IDEAL LAP TIME : 1:03.929		BEST LAP TIME : 1:03.965		DIFFERENCE : 0.036		
LAP	SECTOR 1	SECTOR 2	LAP TIME	MPH	DIFF	TIME OF DAY
1 -		25.225	1:15.333	57.72	11.368	14:32:03.085
2 -	39.207	25.074	1:04.281 (2)	67.64	0.316	14:33:07.366
3 -	39.140	25.459	1:04.599	67.31	0.634	14:34:11.965
4 -	38.855	25.110	1:03.965 (1)	67.98		14:35:15.930
5 -	39.231	25.619	1:04.850	67.05	0.885	14:36:20.780
6 -	39.157	25.915	1:05.072	66.82	1.107	14:37:25.852
7 -	38.997	25.447	1:04.444 (3)	67.47	0.479	14:38:30.296
8 -	39.240	26.183	1:05.423	66.46	1.458	14:39:35.719

Weather / Track : Cloudy / Dry

BMCRC - MRO Championships 2019 - Rnd 9 @ Brands Hatch Indy

BMCRC Thunderbike Sport

RACE 8 - Groups B & C - BEST SECTORS

SECTOR 1			SECTOR 2			IDEAL / BEST COMPARISON						
POS	NO	NAME	TIME	NO	NAME	TIME	POS	NO	NAME	IDEAL	BEST	DIFF
									PERFECT LAP	51.259		
1	961	SIM	30.722	961	SIM	20.537	1	961	SIM	51.259	51.327	0.068
2	17	DOWNES	31.596	48	WALLIS	20.830	2	48	WALLIS	52.467	52.895	0.428
3	48	WALLIS	31.637	104	ROBINSON	20.836	3	104	ROBINSON	52.680	52.680	0.000
4	93	WALLIS	31.797	93	WALLIS	21.060	4	93	WALLIS	52.857	53.121	0.264
5	624	FEDRICK	31.828	72	MILLER	21.255	5	17	DOWNES	52.905	52.934	0.029
6	72	MILLER	31.830	17	DOWNES	21.309	6	72	MILLER	53.085	53.300	0.215
7	104	ROBINSON	31.844	73	LEWIN	21.386	7	624	FEDRICK	53.231	53.383	0.152
8	45	STEVENS	32.117	624	FEDRICK	21.403	8	45	STEVENS	53.642	53.807	0.165
9	73	LEWIN	32.445	606	ANDERTON	21.414	9	73	LEWIN	53.831	53.954	0.123
10	46	MORRIS	32.542	45	STEVENS	21.525	10	240	KAVANAGH	54.126	54.401	0.275
11	240	KAVANAGH	32.590	44	ROBINSON	21.525	11	44	ROBINSON	54.131	54.332	0.201
12	44	ROBINSON	32.606	240	KAVANAGH	21.536	12	606	ANDERTON	54.159	54.159	0.000
13	606	ANDERTON	32.745	46	MORRIS	21.773	13	46	MORRIS	54.315	54.409	0.094
14	85	KITE	33.285	85	KITE	21.795	14	85	KITE	55.080	55.080	0.000
15	28	LAWSON	33.336	187	TREVEIL	21.962	15	28	LAWSON	55.559	55.763	0.204
16	373	PRICE	33.754	53	BANWELL	22.096	16	187	TREVEIL	56.068	56.386	0.318
17	40	WILKINSON	33.906	28	LAWSON	22.223	17	53	BANWELL	56.210	56.334	0.124
18	33	PARAPANOS	34.005	101	TRIPP	22.501	18	40	WILKINSON	56.537	56.869	0.332
19	25	DRUCE	34.094	40	WILKINSON	22.631	19	25	DRUCE	56.805	56.932	0.127
20	187	TREVEIL	34.106	25	DRUCE	22.711	20	33	PARAPANOS	56.820	56.900	0.080
21	53	BANWELL	34.114	63	SMULOVIC	22.744	21	373	PRICE	56.869	56.869	0.000
22	0	STANLEY	34.146	33	PARAPANOS	22.815	22	101	TRIPP	56.940	56.940	0.000
23	63	SMULOVIC	34.240	143	DAVIE	22.978	23	63	SMULOVIC	56.984	57.222	0.238
24	101	TRIPP	34.439	0	STANLEY	23.055	24	0	STANLEY	57.201	57.225	0.024
25	526	ARMANI	35.382	373	PRICE	23.115	25	143	DAVIE	58.390	58.522	0.132
26	143	DAVIE	35.412	526	ARMANI	23.314	26	526	ARMANI	58.696	58.696	0.000
27	272	COWAN	36.146	272	COWAN	23.760	27	272	COWAN	59.906	1:00.305	0.399
28	124	BOTQUELEN	36.652	196	PETERSON	23.971	28	124	BOTQUELEN	1:00.654	1:01.380	0.726
29	196	PETERSON	37.116	124	BOTQUELEN	24.002	29	196	PETERSON	1:01.087	1:01.087	0.000
30	70	GILLAM	38.855	70	GILLAM	25.074	30	70	GILLAM	1:03.929	1:03.965	0.036

31

Weather / Track : Cloudy / Dry

Results can be found at www.tsl-timing.com

Brands Hatch Indy
Circuit Length = 1.2079 miles
Start: 14:30 Flag 14:39 End: 14:40

Printed - 15:10 Saturday, 05 October 2019

BMCRC - MRO Championships 2019 - Rnd 9 @ Brands Hatch Indy

BMCRC Thunderbike Sport

RACE 8 - Groups B & C - STATISTICS

Competitors Started 31
Planned Start 2019-10-05 @ 14:31:00.000
Actual Start 2019-10-05 @ 14:30:47.752
Finish Time 2019-10-05 @ 14:39:31.426
Track Length 1.2079mi.
Total Laps 284
Total Distance Covered 343.0565mi.

Session Fastest Lap History

NO	CL	NAME	LAP TIME	TIME OF DAY	LAP	VEHICLE
961	C	Jack SIM	51.528	14:32:36.096	2	Yamaha R6
961	C	Jack SIM	51.327	14:34:19.097	4	Yamaha R6

Session Leader History

NO	CL	NAME	FROM LAP	LAPS LED	DISTANCE	VEHICLE
961	C	Jack SIM	1	10	12.07 miles	Yamaha R6

Flag History

TYPE	TIME OF DAY
GREEN	14:30:47.752
FINISH	14:39:31.426

Flag Statistics

TYPE	COUNT	TOTAL LAPS	TOTAL TIME
Green	1	10	9:49.611
Red	0	0	0.000
Safety Car	0	0	0.000
FCY	0	0	0.000

Weather / Track : Cloudy / Dry

These results are provisional until the conclusion of any judicial and technical matters.

Brands Hatch Indy
Circuit Length = 1.2079 miles
Start: 14:30 Flag 14:39 End: 14:40

Clerk Of Course :		Timekeeper :
-------------------	--	--------------

BMCRC - MRO Championships 2019 - Rnd 9 @ Brands Hatch Indy

BMCRC Thunderbike Sport

RACE 8 - Groups B & C - STATISTICS

CLASS : B

18 Starters

Fastest Lap History

NO	NAME	LAP TIME	TIME OF DAY	LAP	VEHICLE
17	Tommy DOWNES	53.611	14:32:40.956	2	Suzuki SV650
104	Alex ROBINSON	53.474	14:32:42.190	2	Honda CBR600RR
17	Tommy DOWNES	53.344	14:33:34.299	3	Suzuki SV650
17	Tommy DOWNES	53.302	14:34:27.601	4	Suzuki SV650
104	Alex ROBINSON	52.988	14:36:15.587	6	Honda CBR600RR
104	Alex ROBINSON	52.680	14:39:49.314	10	Honda CBR600RR

Leader History

NO	NAME	FROM LAP	LAPS LED	DISTANCE	VEHICLE
17	Tommy DOWNES	1	9	10.87 miles	Suzuki SV650
104	Alex ROBINSON	10	1	1.20 miles	Honda CBR600RR

Weather / Track : Cloudy / Dry

These results are provisional until the conclusion of any judicial and technical matters.

Brands Hatch Indy

Circuit Length = 1.2079 miles

Start: 14:30 Flag 14:39 End: 14:40

Clerk Of Course :

Timekeeper :

BMCRC - MRO Championships 2019 - Rnd 9 @ Brands Hatch Indy

BMCRC Thunderbike Sport

RACE 8 - Groups B & C - STATISTICS

CLASS : C

13 Starters

Fastest Lap History

NO	NAME	LAP TIME	TIME OF DAY	LAP	VEHICLE
961	Jack SIM	51.528	14:32:36.096	2	Yamaha R6
961	Jack SIM	51.327	14:34:19.097	4	Yamaha R6

Leader History

NO	NAME	FROM LAP	LAPS LED	DISTANCE	VEHICLE
961	Jack SIM	1	10	12.07 miles	Yamaha R6

Weather / Track : Cloudy / Dry

These results are provisional until the conclusion of any judicial and technical matters.

Brands Hatch Indy

Circuit Length = 1.2079 miles

Start: 14:30 Flag 14:39 End: 14:40

Clerk Of Course :		Timekeeper :
-------------------	--	--------------

BMCRC - MRO Championships 2019 - Rnd 9 @ Brands Hatch Indy



BMCRC Thunderbike Sport

RACE 13 - Groups A & C - CLASSIFICATION

POS	NO	CL	PIC NAME	ENTRY	LAPS	TIME	GAP	DIFF	MPH	BEST	ON
1	74	A	1 Daniel SINGLETON	Honda CBR 600 - Bambino Developments Racing	10	8:32.768			84.80	50.139	5
2	961	C	1 Jack SIM	Yamaha R6 - Platform Lift Engineers Ltd	10	8:32.860	0.092	0.092	84.79	50.045	7
3	54	C	2 Adam JAMISON	Yamaha R6 - AJ Racing	10	8:54.703	21.935	21.843	81.32	52.096	4
4	48	C	3 Shaun WALLIS	Yamaha R6 - Watling Tyres	10	8:54.774	22.006	0.071	81.31	51.939	10
5	90	A	2 Edward WATSON	Yamaha R6 - Motorsportdays.com TEA Time Racing	10	8:56.737	23.969	1.963	81.01	52.287	6
6	47	A	3 Thomas WATSON	Yamaha R6 - Motorsportdays.com TEA Time Racing	10	8:57.902	25.134	1.165	80.84	51.211	10
7	93	C	4 Jack WALLIS	Yamaha R6 - Watling Tyres RimTec	10	8:59.807	27.039	1.905	80.55	52.635	6
8	96	A	4 Neil GREGORY	Ducati MONSTER - SNC Scaffolding	10	9:00.420	27.652	0.613	80.46	52.607	6
9	81	A	5 Malvern MAY	Honda CBR600RR -	10	9:02.870	30.102	2.450	80.10	52.573	5
10	72	C	5 Kevin MILLER	Honda CBR600RR - Mechanical Air Supplies Ltd	10	9:12.029	39.261	9.159	78.77	53.795	6
11	84	A	6 Ricardo BRANCO	Yamaha R6 - IMP Racing	10	9:12.714	39.946	0.685	78.67	53.854	8
12	133	A	7 Carl JOHNSTONE	Suzuki GSXR 600 - EDIasia	10	9:12.737	39.969	0.023	78.67	53.946	7
13	45	C	6 Tom STEVENS	Suzuki SV650 -	10	9:13.630	40.862	0.893	78.54	53.824	5
14	35	A	8 Sam DIGBY-BAKER	Yamaha R6 -	10	9:13.836	41.068	0.206	78.51	53.934	6
15	73	C	7 Vincent LEWIN	Honda CBR600F '93 - VINITWINRACING.CO.UK	10	9:13.903	41.135	0.067	78.50	53.283	8
16	960	A	9 Dan HARRIS	Suzuki SV650 - HP Racing	10	9:14.361	41.593	0.458	78.44	53.738	6
17	50	A	10 Paul ROBSON	Yamaha R6 - RBProperty services & Environment L	10	9:14.679	41.911	0.318	78.39	53.631	8
18	46	C	8 Jeff MORRIS	Suzuki SV650 -	10	9:20.704	47.936	6.025	77.55	54.572	9
19	85	C	9 Andrew KITE	Ducati 749 - Red Rebel Racing	10	9:26.205	53.437	5.501	76.80	54.532	9
20	22	A	11 Matthew MAY	Honda CBR600F3 - Tliehurst Glass Racing	10	9:28.131	55.363	1.926	76.54	55.020	9
21	117	A	12 Jordan HARRIS	Suzuki GSXR 600 - Steve Jordan Motorcycles	9	8:33.198	1 Lap	1 Lap	76.26	54.793	8
22	28	C	10 Matthew LAWSON	Ducati 800SS -	9	8:35.412	1 Lap	2.214	75.93	55.010	8
23	51	A	13 Paul BEESLEY	Yamaha R6 - My Mrs	9	8:35.840	1 Lap	0.428	75.87	55.093	7
24	747	A	14 Allan CLARK	Kawasaki ZXR400 - A Clark & Sons Builders	9	8:40.072	1 Lap	4.232	75.25	56.027	7
25	0	C	11 Luke STANLEY	Suzuki SV650 - Urban Race Tribe	9	8:42.849	1 Lap	2.777	74.85	56.640	6
26	63	C	12 Steve SMULOVIC	Suzuki SV650 - SFC Racing	9	8:45.754	1 Lap	2.905	74.44	56.682	6
27	126	A	15 Damien LECHAUVE	Suzuki SV650 -	9	8:51.930	1 Lap	6.176	73.57	57.482	6
28	131	A	16 Christopher EVANS	Suzuki SV650 - C.E PHYSIO	9	9:13.810	1 Lap	21.880	70.66	59.545	8
29	143	C	13 Robert DAVIE	Suzuki SV650 -	9	9:14.845	1 Lap	1.035	70.53	59.575	8
30	16	A	17 Geoff LANSDELL	Suzuki GSXR - EPG Domestic	9	9:21.992	1 Lap	7.147	69.64	1:00.695	4

FASTEST LAP

961	C	Jack SIM	Yamaha R6 - Platform Lift Engineers Ltd	7	50.045	86.89 mph	139.84 kph
74	A	Daniel SINGLETON	Honda CBR 600 - Bambino Developments Racing	5	50.139	86.73 mph	139.57 kph

Class A - 92.5% of Race Speed = 78.44 mph

Class C - 92.5% of Race Speed = 78.43 mph

Brands Hatch Indy

Circuit Length = 1.2079 miles

Start: 16:21 Flag 16:29 End: 16:31

Weather / Track : Cloudy / Dry

These results are provisional until the conclusion of any judicial and technical matters.

Clerk Of Course :	Steward :	Timekeeper :
-------------------	-----------	--------------

Results can be found at www.tsl-timing.com

Printed - 16:32 Saturday, 05 October 2019



BMCR - MRO Championships 2019 - Rnd 9 @ Brands Hatch Indy

BMCR Thunderbike Sport

RACE 13 - Groups A & C - LAP CHART

LAP 1 @ 16:22:10.316

NO	BEHIND	LAP TIME
961		56.309
74	0.224	56.533
90	3.451	59.760
93	3.774	1:00.083
48	3.879	1:00.188
96	4.571	1:00.880
72	4.975	1:01.284
81	5.124	1:01.433
960	5.790	1:02.099
45	5.937	1:02.246
133	6.280	1:02.589
54	6.552	1:02.861
84	6.872	1:03.181
46	7.070	1:03.379
35	7.550	1:03.859
50	7.745	1:04.054
73	8.368	1:04.677
22	8.855	1:05.164
117	9.145	1:05.454
47	9.444	1:05.753
85	9.993	1:06.302
28	10.095	1:06.404
747	10.662	1:06.971
0	11.231	1:07.540
63	11.706	1:08.015
51	12.034	1:08.343
126	12.202	1:08.511
131	13.983	1:10.292
143	14.561	1:10.870
16	15.086	1:11.395

LAP 2 @ 16:23:01.155

NO	BEHIND	LAP TIME
961		50.839
74	0.383	50.998
90	6.397	53.785
93	7.058	54.123
48	7.139	54.099
96	7.664	53.932
81	7.730	53.445
54	8.531	52.818
72	8.775	54.639
960	9.679	54.728
45	9.778	54.680
133	10.212	54.771
35	11.228	54.517
84	11.371	55.338
46	11.740	55.509
47	11.882	53.277
50	11.989	55.083
73	13.068	55.539
22	14.188	56.172
117	15.469	57.163
85	15.901	56.747
28	16.299	57.043
747	16.912	57.089
51	17.436	56.241
0	17.553	57.161
63	18.557	57.690
126	19.442	58.079
131	24.784	1:01.640
143	25.300	1:01.578

16 25.942 1:01.695

LAP 3 @ 16:23:51.810

NO	BEHIND	LAP TIME
961		50.655
74	0.181	50.453
90	8.616	52.874
93	9.630	53.227
48	9.725	53.241
81	10.061	52.986
54	10.452	52.576
96	10.507	53.498
72	13.008	54.888
45	13.363	54.240
960	13.513	54.489
133	13.553	53.996
47	13.764	52.537
35	14.836	54.263
84	14.893	54.177
50	15.765	54.431
46	16.814	55.729
73	16.990	54.577
22	19.641	56.108
85	21.328	56.082
117	21.658	56.844
28	22.768	57.124
747	22.954	56.697
51	23.158	56.377
0	24.014	57.116
63	25.397	57.495
126	26.392	57.605
131	35.091	1:00.962
143	35.732	1:01.087
16	36.487	1:01.200

LAP 4 @ 16:24:42.517

NO	BEHIND	LAP TIME
961		50.707
74	0.211	50.737
90	11.174	53.265
48	11.572	52.554
54	11.841	52.096
93	12.244	53.321
81	12.642	53.288
96	13.087	53.287
47	17.057	54.000
72	17.292	54.991
45	17.342	54.686
133	17.742	54.896
35	18.311	54.182
960	18.486	55.680
84	18.631	54.445
50	18.828	53.770
46	20.957	54.850
73	21.081	54.798
22	25.283	56.349
85	25.797	55.176
117	27.531	56.580
28	28.372	56.311
51	28.870	56.419
747	28.912	56.665
0	30.172	56.865
63	32.439	57.749
126	33.279	57.594

131 44.997 1:00.613

143 45.494 1:00.469

16 46.475 1:00.695

LAP 5 @ 16:25:32.867

NO	BEHIND	LAP TIME
74		50.139
961	0.052	50.402
54	13.901	52.410
90	13.933	53.109
48	14.183	52.961
93	14.631	52.737
81	14.865	52.573
96	15.458	52.721
47	18.753	52.046
45	20.816	53.824
72	21.077	54.135
133	21.518	54.126
35	22.171	54.210
84	22.217	53.936
960	22.988	54.852
50	23.050	54.572
73	24.511	53.780
46	25.796	55.189
22	31.221	56.288
85	31.433	55.986
117	33.663	56.482
51	34.241	55.721
28	34.526	56.504
747	35.621	57.059
0	36.576	56.754
63	39.348	57.259
126	40.670	57.741

LAP 6 @ 16:26:24.153

NO	BEHIND	LAP TIME
74		51.286
961	0.489	51.723
131	1 Lap	1:00.954
143	1 Lap	1:00.952
16	1 Lap	1:01.407
90	14.934	52.287
54	15.022	52.407
48	15.292	52.395
93	15.980	52.635
81	16.318	52.739
96	16.779	52.607
47	19.221	51.754
72	23.586	53.795
45	24.136	54.606
133	24.287	54.055
35	24.819	53.934
84	24.859	53.928
960	25.440	53.738
50	25.568	53.804
73	27.041	53.816
46	29.708	55.198
22	36.491	56.556
85	36.598	56.451
117	37.777	55.400
51	38.601	55.646
28	39.277	56.037
747	41.141	56.806
0	41.930	56.640

63 44.744 56.682

126 46.866 57.482

LAP 7 @ 16:27:14.294

NO	BEHIND	LAP TIME
74		50.141
961	0.393	50.045
131	1 Lap	1:00.211
143	1 Lap	1:00.425
16	1 Lap	1:00.835
54	17.283	52.402
48	17.608	52.457
90	17.645	52.852
93	18.899	53.060
81	19.200	53.023
96	19.565	52.927
47	20.692	51.612
72	28.067	54.622
133	28.092	53.946
45	28.768	54.773
35	29.030	54.352
84	29.162	54.444
960	29.761	54.462
50	29.786	54.359
73	30.487	53.587
46	34.510	54.943
85	41.971	55.514
22	42.245	55.895
117	42.934	55.298
51	43.553	55.093
28	44.447	55.311
747	47.027	56.027
0	48.634	56.845

LAP 8 @ 16:28:04.987

NO	BEHIND	LAP TIME
74		50.693
961	0.251	50.551
63	1 Lap	56.959
126	1 Lap	57.819
54	19.445	52.855
48	19.615	52.700
90	20.823	53.871
93	22.313	54.107
81	22.339	53.832
47	22.845	52.846
96	23.207	54.335
131	1 Lap	1:00.040
143	1 Lap	1:00.053
16	1 Lap	1:01.682
72	31.514	54.140
133	31.832	54.433
84	32.323	53.854
35	32.500	54.163
45	32.555	54.480
50	32.724	53.631
73	33.077	53.283
960	33.717	54.649
46	39.126	55.309
85	46.126	54.848
22	46.729	55.177
117	47.034	54.793
51	48.201	55.341
28	48.764	55.010

LAP 9 @ 16:28:55.430

NO	BEHIND	LAP TIME
74		50.443
961	0.439	50.631
747	1 Lap	56.412
0	1 Lap	56.778
63	1 Lap	56.843
126	1 Lap	58.721
54	21.160	52.158
48	21.412	52.240
90	22.866	52.486
93	25.154	53.284
47	25.268	52.866
81	26.002	54.106
96	26.170	53.406
131	1 Lap	59.545
143	1 Lap	59.575
72	36.212	55.141
133	36.525	55.136
84	36.654	54.774
35	37.580	55.523
45	37.614	55.502
73	37.869	55.235
960	38.609	55.335
50	38.734	56.453
16	1 Lap	1:01.596
46	43.255	54.572
85	50.215	54.532
22	51.306	55.020

LAP 10 @ 16:29:46.775

NO	BEHIND	LAP TIME
74		51.345
961	0.092	50.998
117	1 Lap	55.184
28	1 Lap	55.668
51	1 Lap	56.659
747	1 Lap	56.346
0	1 Lap	57.150
63	1 Lap	57.062
126	1 Lap	58.378
54	21.935	52.120
48	22.006	51.939
90	23.969	52.448
47	25.134	51.211
93	27.039	53.230
96	27.652	52.827
81	30.102	55.445
72	39.261	54.394
84	39.946	54.637
133	39.969	54.789
45	40.862	54.593
131	1 Lap	59.553
35	41.068	54.833
73	41.135	54.611
960	41.593	54.329
50	41.911	54.522
143	1 Lap	59.836
46	47.936	56.026
16	1 Lap	1:01.487
85	53.437	54.567
22	55.363	55.402

Brands Hatch Indy

Circuit Length = 1.2079 miles

Start: 16:21 Flag 16:29 End: 16:31

Weather / Track : Cloudy / Dry

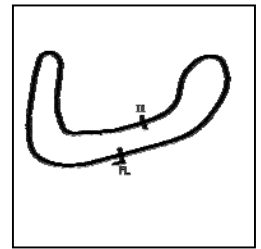
Results can be found at www.tsl-timing.com

Printed - 16:34 Saturday, 05 October 2019

BMCRC - MRO Championships 2019 - Rnd 9 @ Brands Hatch Indy

BMCRC Thunderbike Sport

RACE 13 - Groups A & C - SECTOR ANALYSIS



SECTOR 1 = FL to I1, SECTOR 2 = I1 to FL, DIFF = Difference To Personal Best Lap, P = Crossed Finish Line in Pit Lane, D = Time Disallowed

P1 74 A Daniel SINGLETON		Honda CBR 600 - Bambino Developments Racing				
IDEAL LAP TIME : 49.939		BEST LAP TIME : 50.139		DIFFERENCE : 0.200		
LAP	SECTOR 1	SECTOR 2	LAP TIME	MPH	DIFF	TIME OF DAY
1 -		20.441	56.533	76.92	6.394	16:22:10.540
2 -	30.534	20.464	50.998	85.27	0.859	16:23:01.538
3 -	30.248	20.205	50.453	86.19	0.314	16:23:51.991
4 -	30.489	20.248	50.737	85.70	0.598	16:24:42.728
5 -	30.205	19.934	50.139 (1)	86.73		16:25:32.867
6 -	31.019	20.267	51.286	84.79	1.147	16:26:24.153
7 -	30.005	20.136	50.141 (2)	86.72	0.002	16:27:14.294
8 -	30.163	20.530	50.693	85.78	0.554	16:28:04.987
9 -	30.194	20.249	50.443 (3)	86.20	0.304	16:28:55.430
10 -	31.073	20.272	51.345	84.69	1.206	16:29:46.775

P2 961 C Jack SIM		Yamaha R6 - Platform Lift Engineers Ltd				
IDEAL LAP TIME : 50.045		BEST LAP TIME : 50.045		DIFFERENCE : 0.000		
LAP	SECTOR 1	SECTOR 2	LAP TIME	MPH	DIFF	TIME OF DAY
1 -		20.530	56.309	77.22	6.264	16:22:10.316
2 -	30.305	20.534	50.839	85.53	0.794	16:23:01.155
3 -	30.270	20.385	50.655	85.84	0.610	16:23:51.810
4 -	30.217	20.490	50.707	85.75	0.662	16:24:42.517
5 -	30.061	20.341	50.402 (2)	86.27	0.357	16:25:32.919
6 -	31.362	20.361	51.723	84.07	1.678	16:26:24.642
7 -	29.861	20.184	50.045 (1)	86.89		16:27:14.687
8 -	30.219	20.332	50.551 (3)	86.02	0.506	16:28:05.238
9 -	30.186	20.445	50.631	85.88	0.586	16:28:55.869
10 -	30.237	20.761	50.998	85.27	0.953	16:29:46.867

P3 54 C Adam JAMISON		Yamaha R6 - AJ Racing				
IDEAL LAP TIME : 51.970		BEST LAP TIME : 52.096		DIFFERENCE : 0.126		
LAP	SECTOR 1	SECTOR 2	LAP TIME	MPH	DIFF	TIME OF DAY
1 -		21.751	1:02.861	69.17	10.765	16:22:16.868
2 -	31.609	21.209	52.818	82.33	0.722	16:23:09.686
3 -	31.549	21.027	52.576	82.71	0.480	16:24:02.262
4 -	31.268	20.828	52.096 (1)	83.47		16:24:54.358
5 -	31.550	20.860	52.410	82.97	0.314	16:25:46.768
6 -	31.522	20.885	52.407	82.97	0.311	16:26:39.175
7 -	31.636	20.766	52.402	82.98	0.306	16:27:31.577
8 -	31.896	20.959	52.855	82.27	0.759	16:28:24.432
9 -	31.215	20.943	52.158 (3)	83.37	0.062	16:29:16.590
10 -	31.204	20.916	52.120 (2)	83.43	0.024	16:30:08.710

P4 48 C Shaun WALLIS		Yamaha R6 - Watling Tyres				
IDEAL LAP TIME : 51.899		BEST LAP TIME : 51.939		DIFFERENCE : 0.040		
LAP	SECTOR 1	SECTOR 2	LAP TIME	MPH	DIFF	TIME OF DAY
1 -		21.467	1:00.188	72.24	8.249	16:22:14.195
2 -	32.817	21.282	54.099	80.38	2.160	16:23:08.294
3 -	31.981	21.260	53.241	81.67	1.302	16:24:01.535
4 -	31.657	20.897	52.554	82.74	0.615	16:24:54.089
5 -	32.043	20.918	52.961	82.10	1.022	16:25:47.050
6 -	31.651	20.744	52.395 (3)	82.99	0.456	16:26:39.445
7 -	31.680	20.777	52.457	82.89	0.518	16:27:31.902
8 -	31.916	20.784	52.700	82.51	0.761	16:28:24.602
9 -	31.339	20.901	52.240 (2)	83.24	0.301	16:29:16.842
10 -	31.155	20.784	51.939 (1)	83.72		16:30:08.781

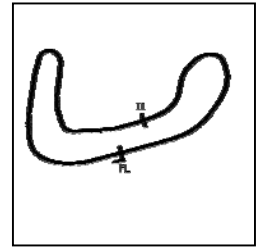
Weather / Track : Cloudy / Dry

Brands Hatch Indy
Circuit Length = 1.2079 miles
Start: 16:21 Flag 16:29 End: 16:31

BMCRC - MRO Championships 2019 - Rnd 9 @ Brands Hatch Indy

BMCRC Thunderbike Sport

RACE 13 - Groups A & C - SECTOR ANALYSIS



SECTOR 1 = FL to I1, SECTOR 2 = I1 to FL, DIFF = Difference To Personal Best Lap, P = Crossed Finish Line in Pit Lane, D = Time Disallowed

P5 90 A Edward WATSON		Yamaha R6 - Motorsportdays.com TEA Time Racing				
IDEAL LAP TIME : 52.278		BEST LAP TIME : 52.287		DIFFERENCE : 0.009		
LAP	SECTOR 1	SECTOR 2	LAP TIME	MPH	DIFF	TIME OF DAY
1 -		21.451	59.760	72.76	7.473	16:22:13.767
2 -	32.433	21.352	53.785	80.85	1.498	16:23:07.552
3 -	31.771	21.103	52.874	82.24	0.587	16:24:00.426
4 -	31.995	21.270	53.265	81.64	0.978	16:24:53.691
5 -	31.810	21.299	53.109	81.88	0.822	16:25:46.800
6 -	31.313	20.974	52.287 (1)	83.16		16:26:39.087
7 -	31.887	20.965	52.852	82.27	0.565	16:27:31.939
8 -	32.830	21.041	53.871	80.72	1.584	16:28:25.810
9 -	31.403	21.083	52.486 (3)	82.85	0.199	16:29:18.296
10 -	31.413	21.035	52.448 (2)	82.91	0.161	16:30:10.744

P6 47 A Thomas WATSON		Yamaha R6 - Motorsportdays.com TEA Time Racing				
IDEAL LAP TIME : 51.211		BEST LAP TIME : 51.211		DIFFERENCE : 0.000		
LAP	SECTOR 1	SECTOR 2	LAP TIME	MPH	DIFF	TIME OF DAY
1 -		21.769	1:05.753	66.13	14.542	16:22:19.760
2 -	31.860	21.417	53.277	81.62	2.066	16:23:13.037
3 -	31.912	20.625	52.537	82.77	1.326	16:24:05.574
4 -	32.509	21.491	54.000	80.52	2.789	16:24:59.574
5 -	31.305	20.741	52.046	83.55	0.835	16:25:51.620
6 -	31.138	20.616	51.754 (3)	84.02	0.543	16:26:43.374
7 -	30.962	20.650	51.612 (2)	84.25	0.401	16:27:34.986
8 -	31.482	21.364	52.846	82.28	1.635	16:28:27.832
9 -	31.505	21.361	52.866	82.25	1.655	16:29:20.698
10 -	30.801	20.410	51.211 (1)	84.91		16:30:11.909

P7 93 C Jack WALLIS		Yamaha R6 - Watling Tyres RimTec				
IDEAL LAP TIME : 52.635		BEST LAP TIME : 52.635		DIFFERENCE : 0.000		
LAP	SECTOR 1	SECTOR 2	LAP TIME	MPH	DIFF	TIME OF DAY
1 -		21.523	1:00.083	72.37	7.448	16:22:14.090
2 -	32.770	21.353	54.123	80.34	1.488	16:23:08.213
3 -	31.944	21.283	53.227	81.69	0.592	16:24:01.440
4 -	32.332	20.989	53.321	81.55	0.686	16:24:54.761
5 -	31.700	21.037	52.737 (2)	82.45	0.102	16:25:47.498
6 -	31.654	20.981	52.635 (1)	82.61		16:26:40.133
7 -	31.901	21.159	53.060 (3)	81.95	0.425	16:27:33.193
8 -	32.618	21.489	54.107	80.37	1.472	16:28:27.300
9 -	31.912	21.372	53.284	81.61	0.649	16:29:20.584
10 -	31.887	21.343	53.230	81.69	0.595	16:30:13.814

P8 96 A Neil GREGORY		Ducati MONSTER - SNC Scaffolding				
IDEAL LAP TIME : 52.591		BEST LAP TIME : 52.607		DIFFERENCE : 0.016		
LAP	SECTOR 1	SECTOR 2	LAP TIME	MPH	DIFF	TIME OF DAY
1 -		21.780	1:00.880	71.42	8.273	16:22:14.887
2 -	32.397	21.535	53.932	80.63	1.325	16:23:08.819
3 -	32.248	21.250	53.498	81.28	0.891	16:24:02.317
4 -	32.090	21.197	53.287	81.60	0.680	16:24:55.604
5 -	31.536	21.185	52.721 (2)	82.48	0.114	16:25:48.325
6 -	31.545	21.062	52.607 (1)	82.66		16:26:40.932
7 -	31.529	21.398	52.927	82.16	0.320	16:27:33.859
8 -	32.227	22.108	54.335	80.03	1.728	16:28:28.194
9 -	31.861	21.545	53.406	81.42	0.799	16:29:21.600
10 -	31.639	21.188	52.827 (3)	82.31	0.220	16:30:14.427

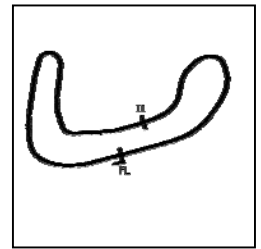
Weather / Track : Cloudy / Dry

Brands Hatch Indy
Circuit Length = 1.2079 miles
Start: 16:21 Flag 16:29 End: 16:31

BMCRC - MRO Championships 2019 - Rnd 9 @ Brands Hatch Indy

BMCRC Thunderbike Sport

RACE 13 - Groups A & C - SECTOR ANALYSIS



SECTOR 1 = FL to I1, SECTOR 2 = I1 to FL, DIFF = Difference To Personal Best Lap, P = Crossed Finish Line in Pit Lane, D = Time Disallowed

P9 81 A Malvern MAY			Honda CBR600RR -			
IDEAL LAP TIME : 52.559		BEST LAP TIME : 52.573		DIFFERENCE : 0.014		
LAP	SECTOR 1	SECTOR 2	LAP TIME	MPH	DIFF	TIME OF DAY
1 -		21.719	1:01.433	70.78	8.860	16:22:15.440
2 -	32.062	21.383	53.445	81.36	0.872	16:23:08.885
3 -	31.896	21.090	52.986 (3)	82.07	0.413	16:24:01.871
4 -	32.294	20.994	53.288	81.60	0.715	16:24:55.159
5 -	31.685	20.888	52.573 (1)	82.71		16:25:47.732
6 -	31.865	20.874	52.739 (2)	82.45	0.166	16:26:40.471
7 -	31.822	21.201	53.023	82.01	0.450	16:27:33.494
8 -	32.224	21.608	53.832	80.78	1.259	16:28:27.326
9 -	32.641	21.465	54.106	80.37	1.533	16:29:21.432
10 -	32.800	22.645	55.445	78.43	2.872	16:30:16.877

P10 72 C Kevin MILLER			Honda CBR600RR - Mechanical Air Supplies Ltd			
IDEAL LAP TIME : 53.588		BEST LAP TIME : 53.795		DIFFERENCE : 0.207		
LAP	SECTOR 1	SECTOR 2	LAP TIME	MPH	DIFF	TIME OF DAY
1 -		21.684	1:01.284	70.95	7.489	16:22:15.291
2 -	32.911	21.728	54.639	79.58	0.844	16:23:09.930
3 -	32.812	22.076	54.888	79.22	1.093	16:24:04.818
4 -	32.946	22.045	54.991	79.07	1.196	16:24:59.809
5 -	32.700	21.435	54.135 (2)	80.32	0.340	16:25:53.944
6 -	32.153	21.642	53.795 (1)	80.83		16:26:47.739
7 -	32.826	21.796	54.622	79.61	0.827	16:27:42.361
8 -	32.593	21.547	54.140 (3)	80.32	0.345	16:28:36.501
9 -	33.444	21.697	55.141	78.86	1.346	16:29:31.642
10 -	32.787	21.607	54.394	79.94	0.599	16:30:26.036

P11 84 A Ricardo BRANCO			Yamaha R6 - IMP Racing			
IDEAL LAP TIME : 53.574		BEST LAP TIME : 53.854		DIFFERENCE : 0.280		
LAP	SECTOR 1	SECTOR 2	LAP TIME	MPH	DIFF	TIME OF DAY
1 -		22.215	1:03.181	68.82	9.327	16:22:17.188
2 -	33.599	21.739	55.338	78.58	1.484	16:23:12.526
3 -	32.967	21.210	54.177	80.26	0.323	16:24:06.703
4 -	32.637	21.808	54.445	79.87	0.591	16:25:01.148
5 -	32.495	21.441	53.936 (3)	80.62	0.082	16:25:55.084
6 -	32.366	21.562	53.928 (2)	80.63	0.074	16:26:49.012
7 -	32.939	21.505	54.444	79.87	0.590	16:27:43.456
8 -	32.364	21.490	53.854 (1)	80.74		16:28:37.310
9 -	33.043	21.731	54.774	79.39	0.920	16:29:32.084
10 -	32.762	21.875	54.637	79.59	0.783	16:30:26.721

P12 133 A Carl JOHNSTONE			Suzuki GSXR 600 - EDIasia			
IDEAL LAP TIME : 53.954		BEST LAP TIME : 53.946		DIFFERENCE : -0.008		
LAP	SECTOR 1	SECTOR 2	LAP TIME	MPH	DIFF	TIME OF DAY
1 -		21.976	1:02.589	69.47	8.643	16:22:16.596
2 -	33.013	21.758	54.771	79.39	0.825	16:23:11.367
3 -	32.455	21.541	53.996 (2)	80.53	0.050	16:24:05.363
4 -	32.800	22.096	54.896	79.21	0.950	16:25:00.259
5 -	32.539	21.587	54.126	80.34	0.180	16:25:54.385
6 -	32.413	21.642	54.055 (3)	80.44	0.109	16:26:48.440
7 -			53.946 (1)	80.61		16:27:42.386
8 -			54.433	79.88	0.487	16:28:36.819
9 -			55.136	78.87	1.190	16:29:31.955
10 -			54.789	79.37	0.843	16:30:26.744

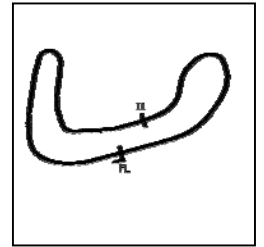
Weather / Track : Cloudy / Dry

Brands Hatch Indy
Circuit Length = 1.2079 miles
Start: 16:21 Flag 16:29 End: 16:31

BMCRC - MRO Championships 2019 - Rnd 9 @ Brands Hatch Indy

BMCRC Thunderbike Sport

RACE 13 - Groups A & C - SECTOR ANALYSIS



SECTOR 1 = FL to I1, SECTOR 2 = I1 to FL, DIFF = Difference To Personal Best Lap, P = Crossed Finish Line in Pit Lane, D = Time Disallowed

P13 45 C		Tom STEVENS		Suzuki SV650 -		
IDEAL LAP TIME : 53.491		BEST LAP TIME : 53.824		DIFFERENCE : 0.333		
LAP	SECTOR 1	SECTOR 2	LAP TIME	MPH	DIFF	TIME OF DAY
1 -		21.902	1:02.246	69.86	8.422	16:22:16.253
2 -	32.944	21.736	54.680	79.52	0.856	16:23:10.933
3 -	32.125	22.115	54.240 (2)	80.17	0.416	16:24:05.173
4 -	32.831	21.855	54.686	79.51	0.862	16:24:59.859
5 -	32.458	21.366	53.824 (1)	80.79		16:25:53.683
6 -	32.569	22.037	54.606	79.63	0.782	16:26:48.289
7 -	33.341	21.432	54.773	79.39	0.949	16:27:43.062
8 -	32.293	22.187	54.480 (3)	79.82	0.656	16:28:37.542
9 -	33.148	22.354	55.502	78.35	1.678	16:29:33.044
10 -	32.325	22.268	54.593	79.65	0.769	16:30:27.637

P14 35 A		Sam DIGBY-BAKER		Yamaha R6 -		
IDEAL LAP TIME : 53.796		BEST LAP TIME : 53.934		DIFFERENCE : 0.138		
LAP	SECTOR 1	SECTOR 2	LAP TIME	MPH	DIFF	TIME OF DAY
1 -		22.249	1:03.859	68.09	9.925	16:22:17.866
2 -	32.744	21.773	54.517	79.76	0.583	16:23:12.383
3 -	32.716	21.547	54.263	80.13	0.329	16:24:06.646
4 -	32.420	21.762	54.182 (3)	80.25	0.248	16:25:00.828
5 -	32.492	21.718	54.210	80.21	0.276	16:25:55.038
6 -	32.249	21.685	53.934 (1)	80.62		16:26:48.972
7 -	32.776	21.576	54.352	80.00	0.418	16:27:43.324
8 -	32.412	21.751	54.163 (2)	80.28	0.229	16:28:37.487
9 -	33.019	22.504	55.523	78.32	1.589	16:29:33.010
10 -	32.620	22.213	54.833	79.30	0.899	16:30:27.843

P15 73 C		Vincent LEWIN		Honda CBR600F '93 - VINITWINRACING.CO.UK		
IDEAL LAP TIME : 53.283		BEST LAP TIME : 53.283		DIFFERENCE : 0.000		
LAP	SECTOR 1	SECTOR 2	LAP TIME	MPH	DIFF	TIME OF DAY
1 -		22.573	1:04.677	67.23	11.394	16:22:18.684
2 -	33.324	22.215	55.539	78.29	2.256	16:23:14.223
3 -	32.674	21.903	54.577	79.67	1.294	16:24:08.800
4 -	32.895	21.903	54.798	79.35	1.515	16:25:03.598
5 -	32.041	21.739	53.780 (3)	80.85	0.497	16:25:57.378
6 -	32.237	21.579	53.816	80.80	0.533	16:26:51.194
7 -	32.059	21.528	53.587 (2)	81.15	0.304	16:27:44.781
8 -	31.857	21.426	53.283 (1)	81.61		16:28:38.064
9 -	32.690	22.545	55.235	78.72	1.952	16:29:33.299
10 -	32.416	22.195	54.611	79.62	1.328	16:30:27.910

P16 960 A		Dan HARRIS		Suzuki SV650 - HP Racing		
IDEAL LAP TIME : 53.557		BEST LAP TIME : 53.738		DIFFERENCE : 0.181		
LAP	SECTOR 1	SECTOR 2	LAP TIME	MPH	DIFF	TIME OF DAY
1 -		21.995	1:02.099	70.02	8.361	16:22:16.106
2 -	32.949	21.779	54.728	79.45	0.990	16:23:10.834
3 -	32.762	21.727	54.489	79.80	0.751	16:24:05.323
4 -	33.344	22.336	55.680	78.09	1.942	16:25:01.003
5 -	32.760	22.092	54.852	79.27	1.114	16:25:55.855
6 -	32.390	21.348	53.738 (1)	80.92		16:26:49.593
7 -	32.407	22.055	54.462 (3)	79.84	0.724	16:27:44.055
8 -	32.588	22.061	54.649	79.57	0.911	16:28:38.704
9 -	32.515	22.820	55.335	78.58	1.597	16:29:34.039
10 -	32.209	22.120	54.329 (2)	80.04	0.591	16:30:28.368

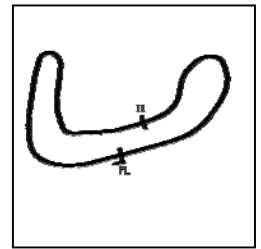
Weather / Track : Cloudy / Dry

Brands Hatch Indy
Circuit Length = 1.2079 miles
Start: 16:21 Flag 16:29 End: 16:31

BMCRC - MRO Championships 2019 - Rnd 9 @ Brands Hatch Indy

BMCRC Thunderbike Sport

RACE 13 - Groups A & C - SECTOR ANALYSIS



SECTOR 1 = FL to I1, SECTOR 2 = I1 to FL, DIFF = Difference To Personal Best Lap, P = Crossed Finish Line in Pit Lane, D = Time Disallowed

P17 50 A		Paul ROBSON		Yamaha R6 - RBProperty services & Environment Lighting		
IDEAL LAP TIME : 53.469		BEST LAP TIME : 53.631		DIFFERENCE : 0.162		
LAP	SECTOR 1	SECTOR 2	LAP TIME	MPH	DIFF	TIME OF DAY
1 -		22.407	1:04.054	67.88	10.423	16:22:18.061
2 -	33.002	22.081	55.083	78.94	1.452	16:23:13.144
3 -	32.758	21.673	54.431	79.89	0.800	16:24:07.575
4 -	32.209	21.561	53.770 (2)	80.87	0.139	16:25:01.345
5 -	32.637	21.935	54.572	79.68	0.941	16:25:55.917
6 -	32.446	21.358	53.804 (3)	80.82	0.173	16:26:49.721
7 -	32.472	21.887	54.359	79.99	0.728	16:27:44.080
8 -	32.111	21.520	53.631 (1)	81.08		16:28:37.711
9 -	33.069	23.384	56.453	77.03	2.822	16:29:34.164
10 -	32.230	22.292	54.522	79.75	0.891	16:30:28.686

P18 46 C		Jeff MORRIS		Suzuki SV650 -		
IDEAL LAP TIME : 54.514		BEST LAP TIME : 54.572		DIFFERENCE : 0.058		
LAP	SECTOR 1	SECTOR 2	LAP TIME	MPH	DIFF	TIME OF DAY
1 -		22.742	1:03.379	68.61	8.807	16:22:17.386
2 -	33.248	22.261	55.509	78.34	0.937	16:23:12.895
3 -	33.093	22.636	55.729	78.03	1.157	16:24:08.624
4 -	32.766	22.084	54.850 (2)	79.28	0.278	16:25:03.474
5 -	33.215	21.974	55.189	78.79	0.617	16:25:58.663
6 -	33.081	22.117	55.198	78.78	0.626	16:26:53.861
7 -	32.833	22.110	54.943 (3)	79.14	0.371	16:27:48.804
8 -	33.480	21.829	55.309	78.62	0.737	16:28:44.113
9 -	32.824	21.748	54.572 (1)	79.68		16:29:38.685
10 -	32.975	23.051	56.026	77.61	1.454	16:30:34.711

P19 85 C		Andrew KITE		Ducati 749 - Red Rebel Racing		
IDEAL LAP TIME : 54.418		BEST LAP TIME : 54.532		DIFFERENCE : 0.114		
LAP	SECTOR 1	SECTOR 2	LAP TIME	MPH	DIFF	TIME OF DAY
1 -		22.790	1:06.302	65.58	11.770	16:22:20.309
2 -	33.558	23.189	56.747	76.63	2.215	16:23:17.056
3 -	33.891	22.191	56.082	77.54	1.550	16:24:13.138
4 -	33.054	22.122	55.176	78.81	0.644	16:25:08.314
5 -	33.427	22.559	55.986	77.67	1.454	16:26:04.300
6 -	33.888	22.563	56.451	77.03	1.919	16:27:00.751
7 -	33.562	21.952	55.514	78.33	0.982	16:27:56.265
8 -	32.957	21.891	54.848 (3)	79.28	0.316	16:28:51.113
9 -	32.529	22.003	54.532 (1)	79.74		16:29:45.645
10 -	32.678	21.889	54.567 (2)	79.69	0.035	16:30:40.212

P20 22 A		Matthew MAY		Honda CBR600F3 - Tliehurst Glass Racing		
IDEAL LAP TIME : 54.729		BEST LAP TIME : 55.020		DIFFERENCE : 0.291		
LAP	SECTOR 1	SECTOR 2	LAP TIME	MPH	DIFF	TIME OF DAY
1 -		22.598	1:05.164	66.73	10.144	16:22:19.171
2 -	33.759	22.413	56.172	77.41	1.152	16:23:15.343
3 -	33.682	22.426	56.108	77.50	1.088	16:24:11.451
4 -	33.700	22.649	56.349	77.17	1.329	16:25:07.800
5 -	33.804	22.484	56.288	77.25	1.268	16:26:04.088
6 -	33.889	22.667	56.556	76.89	1.536	16:27:00.644
7 -	33.788	22.107	55.895	77.79	0.875	16:27:56.539
8 -	33.260	21.917	55.177 (2)	78.81	0.157	16:28:51.716
9 -	32.812	22.208	55.020 (1)	79.03		16:29:46.736
10 -	33.079	22.323	55.402 (3)	78.49	0.382	16:30:42.138

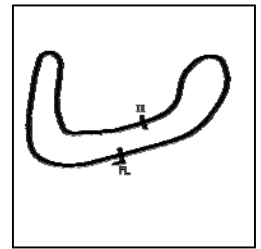
Weather / Track : Cloudy / Dry

Brands Hatch Indy
Circuit Length = 1.2079 miles
Start: 16:21 Flag 16:29 End: 16:31

BMCRC - MRO Championships 2019 - Rnd 9 @ Brands Hatch Indy

BMCRC Thunderbike Sport

RACE 13 - Groups A & C - SECTOR ANALYSIS



SECTOR 1 = FL to I1, SECTOR 2 = I1 to FL, DIFF = Difference To Personal Best Lap, P = Crossed Finish Line in Pit Lane, D = Time Disallowed

P21 117 A		Jordan HARRIS		Suzuki GSXR 600 - Steve Jordan Motorcycles		
IDEAL LAP TIME : 54.793		BEST LAP TIME : 54.793		DIFFERENCE : 0.000		
LAP	SECTOR 1	SECTOR 2	LAP TIME	MPH	DIFF	TIME OF DAY
1 -		22.896	1:05.454	66.43	10.661	16:22:19.461
2 -	34.268	22.895	57.163	76.07	2.370	16:23:16.624
3 -	34.348	22.496	56.844	76.50	2.051	16:24:13.468
4 -	34.132	22.448	56.580	76.85	1.787	16:25:10.048
5 -	34.073	22.409	56.482	76.99	1.689	16:26:06.530
6 -	33.331	22.069	55.400	78.49	0.607	16:27:01.930
7 -	33.293	22.005	55.298 (3)	78.63	0.505	16:27:57.228
8 -	32.930	21.863	54.793 (1)	79.36		16:28:52.021
9 -	33.136	22.048	55.184 (2)	78.80	0.391	16:29:47.205

P22 28 C		Matthew LAWSON		Ducati 800SS -		
IDEAL LAP TIME : 54.873		BEST LAP TIME : 55.010		DIFFERENCE : 0.137		
LAP	SECTOR 1	SECTOR 2	LAP TIME	MPH	DIFF	TIME OF DAY
1 -		23.208	1:06.404	65.48	11.394	16:22:20.411
2 -	33.787	23.256	57.043	76.23	2.033	16:23:17.454
3 -	34.058	23.066	57.124	76.12	2.114	16:24:14.578
4 -	33.537	22.774	56.311	77.22	1.301	16:25:10.889
5 -	33.605	22.899	56.504	76.96	1.494	16:26:07.393
6 -	33.870	22.167	56.037	77.60	1.027	16:27:03.430
7 -	33.268	22.043	55.311 (2)	78.62	0.301	16:27:58.741
8 -	32.929	22.081	55.010 (1)	79.05		16:28:53.751
9 -	33.724	21.944	55.668 (3)	78.11	0.658	16:29:49.419

P23 51 A		Paul BEESLEY		Yamaha R6 - My Mrs		
IDEAL LAP TIME : 55.019		BEST LAP TIME : 55.093		DIFFERENCE : 0.074		
LAP	SECTOR 1	SECTOR 2	LAP TIME	MPH	DIFF	TIME OF DAY
1 -		22.576	1:08.343	63.62	13.250	16:22:22.350
2 -	33.990	22.251	56.241	77.32	1.148	16:23:18.591
3 -	33.918	22.459	56.377	77.13	1.284	16:24:14.968
4 -	34.107	22.312	56.419	77.07	1.326	16:25:11.387
5 -	33.376	22.345	55.721	78.04	0.628	16:26:07.108
6 -	33.562	22.084	55.646 (3)	78.14	0.553	16:27:02.754
7 -	33.300	21.793	55.093 (1)	78.93		16:27:57.847
8 -	33.226	22.115	55.341 (2)	78.57	0.248	16:28:53.188
9 -	34.631	22.028	56.659	76.75	1.566	16:29:49.847

P24 747 A		Allan CLARK		Kawasaki ZXR400 - A Clark & Sons Builders		
IDEAL LAP TIME : 56.019		BEST LAP TIME : 56.027		DIFFERENCE : 0.008		
LAP	SECTOR 1	SECTOR 2	LAP TIME	MPH	DIFF	TIME OF DAY
1 -		22.979	1:06.971	64.93	10.944	16:22:20.978
2 -	33.982	23.107	57.089	76.17	1.062	16:23:18.067
3 -	34.184	22.513	56.697	76.69	0.670	16:24:14.764
4 -	34.080	22.585	56.665	76.74	0.638	16:25:11.429
5 -	34.156	22.903	57.059	76.21	1.032	16:26:08.488
6 -	34.062	22.744	56.806	76.55	0.779	16:27:05.294
7 -	33.506	22.521	56.027 (1)	77.61		16:28:01.321
8 -	33.865	22.547	56.412 (3)	77.08	0.385	16:28:57.733
9 -	33.739	22.607	56.346 (2)	77.17	0.319	16:29:54.079

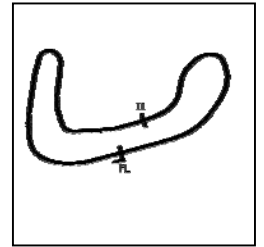
Weather / Track : Cloudy / Dry

Brands Hatch Indy
Circuit Length = 1.2079 miles
Start: 16:21 Flag 16:29 End: 16:31

BMCRC - MRO Championships 2019 - Rnd 9 @ Brands Hatch Indy

BMCRC Thunderbike Sport

RACE 13 - Groups A & C - SECTOR ANALYSIS



SECTOR 1 = FL to I1, SECTOR 2 = I1 to FL, DIFF = Difference To Personal Best Lap, P = Crossed Finish Line in Pit Lane, D = Time Disallowed

P25		0 C	Luke STANLEY		Suzuki SV650 - Urban Race Tribe		
IDEAL LAP TIME : 56.534		BEST LAP TIME : 56.640		DIFFERENCE : 0.106			
LAP	SECTOR 1	SECTOR 2	LAP TIME	MPH	DIFF	TIME OF DAY	
1 -		23.297	1:07.540	64.38	10.900	16:22:21.547	
2 -	34.145	23.016	57.161	76.07	0.521	16:23:18.708	
3 -	34.317	22.799	57.116	76.13	0.476	16:24:15.824	
4 -	34.174	22.691	56.865	76.47	0.225	16:25:12.689	
5 -	33.898	22.856	56.754 (2)	76.62	0.114	16:26:09.443	
6 -	33.843	22.797	56.640 (1)	76.77		16:27:06.083	
7 -	33.935	22.910	56.845	76.49	0.205	16:28:02.928	
8 -	34.012	22.766	56.778 (3)	76.58	0.138	16:28:59.706	
9 -	34.083	23.067	57.150	76.09	0.510	16:29:56.856	

P26		63 C	Steve SMULOVIC		Suzuki SV650 - SFC Racing		
IDEAL LAP TIME : 56.598		BEST LAP TIME : 56.682		DIFFERENCE : 0.084			
LAP	SECTOR 1	SECTOR 2	LAP TIME	MPH	DIFF	TIME OF DAY	
1 -		23.333	1:08.015	63.93	11.333	16:22:22.022	
2 -	34.963	22.727	57.690	75.37	1.008	16:23:19.712	
3 -	34.797	22.698	57.495	75.63	0.813	16:24:17.207	
4 -	34.836	22.913	57.749	75.30	1.067	16:25:14.956	
5 -	34.309	22.950	57.259	75.94	0.577	16:26:12.215	
6 -	33.900	22.782	56.682 (1)	76.71		16:27:08.897	
7 -	34.212	22.747	56.959 (3)	76.34	0.277	16:28:05.856	
8 -	34.088	22.755	56.843 (2)	76.50	0.161	16:29:02.699	
9 -	34.327	22.735	57.062	76.20	0.380	16:29:59.761	

P27		126 A	Damien LECHAUVE		Suzuki SV650 -		
IDEAL LAP TIME : 57.409		BEST LAP TIME : 57.482		DIFFERENCE : 0.073			
LAP	SECTOR 1	SECTOR 2	LAP TIME	MPH	DIFF	TIME OF DAY	
1 -		24.002	1:08.511	63.47	11.029	16:22:22.518	
2 -	34.774	23.305	58.079	74.87	0.597	16:23:20.597	
3 -	34.379	23.226	57.605 (3)	75.49	0.123	16:24:18.202	
4 -	34.427	23.167	57.594 (2)	75.50	0.112	16:25:15.796	
5 -	34.489	23.252	57.741	75.31	0.259	16:26:13.537	
6 -	34.242	23.240	57.482 (1)	75.65		16:27:11.019	
7 -	34.433	23.386	57.819	75.21	0.337	16:28:08.838	
8 -	35.088	23.633	58.721	74.05	1.239	16:29:07.559	
9 -	34.671	23.707	58.378	74.49	0.896	16:30:05.937	

P28		131 A	Christopher EVANS		Suzuki SV650 - C.E PHYSIO		
IDEAL LAP TIME : 59.167		BEST LAP TIME : 59.545		DIFFERENCE : 0.378			
LAP	SECTOR 1	SECTOR 2	LAP TIME	MPH	DIFF	TIME OF DAY	
1 -		24.240	1:10.292	61.86	10.747	16:22:24.299	
2 -	37.451	24.189	1:01.640	70.54	2.095	16:23:25.939	
3 -	36.699	24.263	1:00.962	71.33	1.417	16:24:26.901	
4 -	36.673	23.940	1:00.613	71.74	1.068	16:25:27.514	
5 -	36.812	24.142	1:00.954	71.34	1.409	16:26:28.468	
6 -	36.507	23.704	1:00.211	72.22	0.666	16:27:28.679	
7 -	36.143	23.897	1:00.040 (3)	72.42	0.495	16:28:28.719	
8 -	36.241	23.304	59.545 (1)	73.03		16:29:28.264	
9 -	35.863	23.690	59.553 (2)	73.02	0.008	16:30:27.817	

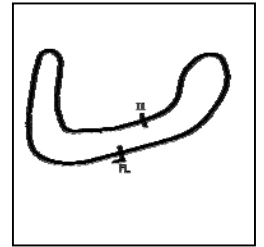
Weather / Track : Cloudy / Dry

Brands Hatch Indy
Circuit Length = 1.2079 miles
Start: 16:21 Flag 16:29 End: 16:31

BMCRC - MRO Championships 2019 - Rnd 9 @ Brands Hatch Indy

BMCRC Thunderbike Sport

RACE 13 - Groups A & C - SECTOR ANALYSIS



SECTOR 1 = FL to I1, SECTOR 2 = I1 to FL, DIFF = Difference To Personal Best Lap, P = Crossed Finish Line in Pit Lane, D = Time Disallowed

P29 143 C		Robert DAVIE		Suzuki SV650 -		
IDEAL LAP TIME : 59.450		BEST LAP TIME : 59.575		DIFFERENCE : 0.125		
LAP	SECTOR 1	SECTOR 2	LAP TIME	MPH	DIFF	TIME OF DAY
1 -		24.074	1:10.870	61.35	11.295	16:22:24.877
2 -	37.365	24.213	1:01.578	70.61	2.003	16:23:26.455
3 -	36.891	24.196	1:01.087	71.18	1.512	16:24:27.542
4 -	36.641	23.828	1:00.469	71.91	0.894	16:25:28.011
5 -	37.395	23.557	1:00.952	71.34	1.377	16:26:28.963
6 -	36.511	23.914	1:00.425	71.96	0.850	16:27:29.388
7 -	36.514	23.539	1:00.053 (3)	72.41	0.478	16:28:29.441
8 -	36.020	23.555	59.575 (1)	72.99		16:29:29.016
9 -	35.911	23.925	59.836 (2)	72.67	0.261	16:30:28.852

P30 16 A		Geoff LANSDALL		Suzuki GSXR - EPG Domestic		
IDEAL LAP TIME : 1:00.556		BEST LAP TIME : 1:00.695		DIFFERENCE : 0.139		
LAP	SECTOR 1	SECTOR 2	LAP TIME	MPH	DIFF	TIME OF DAY
1 -		24.087	1:11.395	60.90	10.700	16:22:25.402
2 -	37.776	23.919	1:01.695	70.48	1.000	16:23:27.097
3 -	37.343	23.857	1:01.200 (3)	71.05	0.505	16:24:28.297
4 -	37.087	23.608	1:00.695 (1)	71.64		16:25:28.992
5 -	37.728	23.679	1:01.407	70.81	0.712	16:26:30.399
6 -	36.948	23.887	1:00.835 (2)	71.48	0.140	16:27:31.234
7 -	37.813	23.869	1:01.682	70.50	0.987	16:28:32.916
8 -	37.345	24.251	1:01.596	70.59	0.901	16:29:34.512
9 -	37.126	24.361	1:01.487	70.72	0.792	16:30:35.999

BMCRC - MRO Championships 2019 - Rnd 9 @ Brands Hatch Indy

BMCRC Thunderbike Sport

RACE 13 - Groups A & C - BEST SECTORS

SECTOR 1			SECTOR 2			IDEAL / BEST COMPARISON						
POS	NO	NAME	TIME	NO	NAME	TIME	POS	NO	NAME	IDEAL	BEST	DIFF
									PERFECT LAP	49.795		
1	961	SIM	29.861	74	SINGLETON	19.934	1	74	SINGLETON	49.939	50.139	0.200
2	74	SINGLETON	30.005	961	SIM	20.184	2	961	SIM	50.045	50.045	0.000
3	47	WATSON	30.801	47	WATSON	20.410	3	47	WATSON	51.211	51.211	0.000
4	48	WALLIS	31.155	48	WALLIS	20.744	4	48	WALLIS	51.899	51.939	0.040
5	54	JAMISON	31.204	54	JAMISON	20.766	5	54	JAMISON	51.970	52.096	0.126
6	90	WATSON	31.313	81	MAY	20.874	6	90	WATSON	52.278	52.287	0.009
7	96	GREGORY	31.529	90	WATSON	20.965	7	81	MAY	52.559	52.573	0.014
8	93	WALLIS	31.654	93	WALLIS	20.981	8	96	GREGORY	52.591	52.607	0.016
9	81	MAY	31.685	96	GREGORY	21.062	9	93	WALLIS	52.635	52.635	0.000
10	73	LEWIN	31.857	84	BRANCO	21.210	10	73	LEWIN	53.283	53.283	0.000
11	50	ROBSON	32.111	960	HARRIS	21.348	11	50	ROBSON	53.469	53.631	0.162
12	45	STEVENS	32.125	50	ROBSON	21.358	12	45	STEVENS	53.491	53.824	0.333
13	72	MILLER	32.153	45	STEVENS	21.366	13	960	HARRIS	53.557	53.738	0.181
14	960	HARRIS	32.209	73	LEWIN	21.426	14	84	BRANCO	53.574	53.854	0.280
15	35	DIGBY-BAKER	32.249	72	MILLER	21.435	15	72	MILLER	53.588	53.795	0.207
16	84	BRANCO	32.364	133	JOHNSTONE	21.541	16	35	DIGBY-BAKER	53.796	53.934	0.138
17	133	JOHNSTONE	32.413	35	DIGBY-BAKER	21.547	17	133	JOHNSTONE	53.954	53.946	-0.008
18	85	KITE	32.529	46	MORRIS	21.748	18	85	KITE	54.418	54.532	0.114
19	46	MORRIS	32.766	51	BEESLEY	21.793	19	46	MORRIS	54.514	54.572	0.058
20	22	MAY	32.812	117	HARRIS	21.863	20	22	MAY	54.729	55.020	0.291
21	28	LAWSON	32.929	85	KITE	21.889	21	117	HARRIS	54.793	54.793	0.000
22	117	HARRIS	32.930	22	MAY	21.917	22	28	LAWSON	54.873	55.010	0.137
23	51	BEESLEY	33.226	28	LAWSON	21.944	23	51	BEESLEY	55.019	55.093	0.074
24	747	CLARK	33.506	747	CLARK	22.513	24	747	CLARK	56.019	56.027	0.008
25	0	STANLEY	33.843	0	STANLEY	22.691	25	0	STANLEY	56.534	56.640	0.106
26	63	SMULOVIC	33.900	63	SMULOVIC	22.698	26	63	SMULOVIC	56.598	56.682	0.084
27	126	LECHAUVE	34.242	126	LECHAUVE	23.167	27	126	LECHAUVE	57.409	57.482	0.073
28	131	EVANS	35.863	131	EVANS	23.304	28	131	EVANS	59.167	59.545	0.378
29	143	DAVIE	35.911	143	DAVIE	23.539	29	143	DAVIE	59.450	59.575	0.125
30	16	LANSDELL	36.948	16	LANSDELL	23.608	30	16	LANSDELL	1:00.556	1:00.695	0.139

Weather / Track : Cloudy / Dry

Results can be found at www.tsl-timing.com

Brands Hatch Indy
 Circuit Length = 1.2079 miles
 Start: 16:21 Flag 16:29 End: 16:31

Printed - 16:33 Saturday, 05 October 2019

BMCRC - MRO Championships 2019 - Rnd 9 @ Brands Hatch Indy

BMCRC Thunderbike Sport

RACE 13 - Groups A & C - STATISTICS

Competitors Started 30
Planned Start 2019-10-05 @ 16:10:00.000
Actual Start 2019-10-05 @ 16:21:14.006
Finish Time 2019-10-05 @ 16:29:46.773
Track Length 1.2079mi.
Total Laps 290
Total Distance Covered 350.3042mi.

Session Fastest Lap History

NO	CL	NAME	LAP TIME	TIME OF DAY	LAP	VEHICLE
961	C	Jack SIM	50.839	16:23:01.168	2	Yamaha R6
961	C	Jack SIM	50.655	16:23:51.823	3	Yamaha R6
74	A	Daniel SINGLETON	50.453	16:23:52.008	3	Honda CBR 600
74	A	Daniel SINGLETON	50.139	16:25:32.884	5	Honda CBR 600
961	C	Jack SIM	50.045	16:27:14.700	7	Yamaha R6

Session Leader History

NO	CL	NAME	FROM LAP	LAPS LED	DISTANCE	VEHICLE
961	C	Jack SIM	1	4	4.83 miles	Yamaha R6
74	A	Daniel SINGLETON	5	6	7.24 miles	Honda CBR 600

Flag History

TYPE	TIME OF DAY
GREEN	16:21:14.006
FINISH	16:29:46.773

Flag Statistics

TYPE	COUNT	TOTAL LAPS	TOTAL TIME
Green	1	10	10:12.924
Red	0	0	0.000
Safety Car	0	0	0.000
FCY	0	0	0.000

Weather / Track : Cloudy / Dry

These results are provisional until the conclusion of any judicial and technical matters.

Brands Hatch Indy
Circuit Length = 1.2079 miles
Start: 16:21 Flag 16:29 End: 16:31

Clerk Of Course :	Timekeeper :
-------------------	--------------

BMCRC - MRO Championships 2019 - Rnd 9 @ Brands Hatch Indy

BMCRC Thunderbike Sport

RACE 13 - Groups A & C - STATISTICS

CLASS : A

17 Starters

Fastest Lap History

NO	NAME	LAP TIME	TIME OF DAY	LAP	VEHICLE
74	Daniel SINGLETON	50.998	16:23:01.556	2	Honda CBR 600
74	Daniel SINGLETON	50.453	16:23:52.008	3	Honda CBR 600
74	Daniel SINGLETON	50.139	16:25:32.884	5	Honda CBR 600

Leader History

NO	NAME	FROM LAP	LAPS LED	DISTANCE	VEHICLE
74	Daniel SINGLETON	1	10	12.07 miles	Honda CBR 600

Weather / Track : Cloudy / Dry

These results are provisional until the conclusion of any judicial and technical matters.

Brands Hatch Indy

Circuit Length = 1.2079 miles

Start: 16:21 Flag 16:29 End: 16:31

Clerk Of Course :

Timekeeper :

BMCRC - MRO Championships 2019 - Rnd 9 @ Brands Hatch Indy

BMCRC Thunderbike Sport

RACE 13 - Groups A & C - STATISTICS

CLASS : C

13 Starters

Fastest Lap History

NO	NAME	LAP TIME	TIME OF DAY	LAP	VEHICLE
961	Jack SIM	50.839	16:23:01.168	2	Yamaha R6
961	Jack SIM	50.655	16:23:51.823	3	Yamaha R6
961	Jack SIM	50.402	16:25:32.919	5	Yamaha R6
961	Jack SIM	50.045	16:27:14.700	7	Yamaha R6

Leader History

NO	NAME	FROM LAP	LAPS LED	DISTANCE	VEHICLE
961	Jack SIM	1	10	12.07 miles	Yamaha R6

Weather / Track : Cloudy / Dry

These results are provisional until the conclusion of any judicial and technical matters.

Brands Hatch Indy

Circuit Length = 1.2079 miles

Start: 16:21 Flag 16:29 End: 16:31

Clerk Of Course :

Timekeeper :

BMCRC - MRO Championships 2019 - Rnd 9 @ Brands Hatch Indy



BMCRC Thunderbike Sport

Groups A & B - COMBINED CLASSIFICATION

POS	NO	CL	PIC NAME	ENTRY	FIRST		SECOND		GAP	DIFF
					TIME	LAPS	TIME	LAPS		
1	74	A	1 Daniel SINGLETON	Honda CBR 600 - Bambino Developments Racing		0	50.139	10		
2	47	A	2 Thomas WATSON	Yamaha R6 - Motorsportdays.com TEA Time Racing		0	51.211	10	1.072	1.072
3	90	A	3 Edward WATSON	Yamaha R6 - Motorsportdays.com TEA Time Racing		0	52.287	10	2.148	1.076
4	81	A	4 Malvern MAY	Honda CBR600RR -		0	52.573	10	2.434	0.286
5	96	A	5 Neil GREGORY	Ducati MONSTER - SNC Scaffolding		0	52.607	10	2.468	0.034
6	104	B	1 Alex ROBINSON	Honda CBR600RR - Boa	52.680	10		0	2.541	0.073
7	17	B	2 Tommy DOWNES	Suzuki SV650 - Ray Gnarley/ MoreMoto	52.934	10		0	2.795	0.254
8	624	B	3 Matthew FEDRICK	Yamaha R6 - Matthew Fedrick farriers ltd	53.383	10		0	3.244	0.449
9	50	A	6 Paul ROBSON	Yamaha R6 - RBProperty services & Environment Lightin		0	53.631	10	3.492	0.248
10	960	A	7 Dan HARRIS	Suzuki SV650 - HP Racing		0	53.738	10	3.599	0.107
11	84	A	8 Ricardo BRANCO	Yamaha R6 - IMP Racing		0	53.854	10	3.715	0.116
12	35	A	9 Sam DIGBY-BAKER	Yamaha R6 -		0	53.934	10	3.795	0.080
13	133	A	10 Carl JOHNSTONE	Suzuki GSXR 600 - EDIasia		0	53.946	10	3.807	0.012
14	606	B	4 Jake ANDERTON	Honda CBR600RR - CurrentElec Limited	54.159	10		0	4.020	0.213
15	44	B	5 James ROBINSON	Honda CBR600RR - CurrentElec	54.332	10		0	4.193	0.173
16	240	B	6 Mark KAVANAGH	Honda CBR600RR -	54.401	10		0	4.262	0.069
17	117	A	11 Jordan HARRIS	Suzuki GSXR 600 - Steve Jordan Motorcycles		0	54.793	9	4.654	0.392
18	22	A	12 Matthew MAY	Honda CBR600F3 - Tliehurst Glass Racing		0	55.020	10	4.881	0.227
19	51	A	13 Paul BEESLEY	Yamaha R6 - My Mrs		0	55.093	9	4.954	0.073
20	747	A	14 Allan CLARK	Kawasaki ZXR400 - A Clark & Sons Builders		0	56.027	9	5.888	0.934
21	53	B	7 Tim BANWELL	Yamaha R6 -	56.334	9		0	6.195	0.307
22	187	B	8 David TREVEIL	Yamaha YZF R6 -	56.386	9		0	6.247	0.052
23	40	B	9 Simon WILKINSON	Suzuki SV650 - S P Wilkinson Engineering Ltd	56.869	9		0	6.730	0.483
24	373	B	10 Robert PRICE	Suzuki GSXR -	56.869	9		0	6.730	0.000
25	33	B	11 Peter PARAPANOS	Honda CBR600RR -	56.900	9		0	6.761	0.031
26	25	B	12 Sam DRUCE	Suzuki SV650 -	56.932	9		0	6.793	0.032
27	101	B	13 Glen TRIPP	Honda CBR 600FW - yaki too racing any help would be g	56.940	9		0	6.801	0.008
28	126	A	15 Damien LECHAUVE	Suzuki SV650 -		0	57.482	9	7.343	0.542
29	526	B	14 Michael ARMANI	Honda CBR600 -	58.696	9		0	8.557	1.214
30	131	A	16 Christopher EVANS	Suzuki SV650 - C.E PHYSIO		0	59.545	9	9.406	0.849
31	272	B	15 Christopher COWAN	Suzuki SV650 - IMP Racing International	1:00.305	9		0	10.166	0.760
32	16	A	17 Geoff LANSDELL	Suzuki GSXR - EPG Domestic		0	1:00.695	9	10.556	0.390
33	196	B	16 Emma PETERSON	Yamaha R6 - Plus racing gear, Helmet city Chichester	1:01.087	9		0	10.948	0.392
34	124	B	17 Sylvie BOTQUELEN	Suzuki GSXR 600 -	1:01.380	9		0	11.241	0.293
35	70	B	18 Vanessa GILLAM	Suzuki SV650 - No More Straps	1:03.965	8		0	13.826	2.585
36	120	B	19 Steve MALE	Suzuki SV650 - ATB Racing		0		0		

Brands Hatch Indy
Circuit Length = 1.2079 miles
Start: 16:21 Flag 16:29 End: 16:31

Weather / Track : Cloudy / Dry

These results are provisional until the conclusion of any judicial and technical matters.

Clerk Of Course :	Timekeeper :
-------------------	--------------

Results can be found at www.tsl-timing.com

Printed - 16:40 Saturday, 05 October 2019



BMCRC - MRO Championships 2019 - Rnd 9 @ Brands Hatch Indy



BMCRC Thunderbike Sport

RACE 1 - Groups A & B - GRID (12 Laps)

ROW 13				37	191	James SEATH
ROW 12	36	120	Steve MALE	35	70	Vanessa GILLAM
						1:03.965
				34	124	Sylvie BOTQUELEN
						1:01.380
ROW 11				33	196	Emma PETERSON
						1:01.087
				32	16	Geoff LANSDELL
						1:00.695
				31	272	Christopher COWAN
						1:00.305
ROW 10	30	131	Christopher EVANS	29	526	Michael ARMANI
						59.545
				28	126	Damien LECHAUVE
						58.696
						57.482
ROW 9				27	101	Glen TRIPP
						56.940
				26	25	Sam DRUCE
						56.932
				25	33	Peter PARAPANOS
						56.900
ROW 8	24	373	Robert PRICE	23	40	Simon WILKINSON
						56.869
				22	187	David TREVEIL
						56.869
						56.386
ROW 7				21	53	Tim BANWELL
						56.334
				20	747	Allan CLARK
						56.027
				19	51	Paul BEESLEY
						55.093
ROW 6	18	22	Matthew MAY	17	117	Jordan HARRIS
						55.020
				16	240	Mark KAVANAGH
						54.793
						54.401
ROW 5				15	44	James ROBINSON
						54.332
				14	606	Jake ANDERTON
						54.159
				13	133	Carl JOHNSTONE
						53.946
ROW 4	12	35	Sam DIGBY-BAKER	11	84	Ricardo BRANCO
						53.934
				10	960	Dan HARRIS
						53.854
						53.738
ROW 3				9	50	Paul ROBSON
						53.631
				8	624	Matthew FEDRICK
						53.383
				7	17	Tommy DOWNES
						52.934
ROW 2	6	104	Alex ROBINSON	5	96	Neil GREGORY
						52.680
				4	81	Malvern MAY
						52.607
						52.573
ROW 1				3	90	Edward WATSON
						52.287
				2	47	Thomas WATSON
						51.211
				1	74	Daniel SINGLETON
						50.139
						Pole

Brands Hatch Indy
Circuit Length = 1.2079 miles

These results are provisional until the conclusion of any judicial and technical matters.

Clerk Of Course :	Steward :	Timekeeper :
-------------------	-----------	--------------

Results can be found at www.tsl-timing.com

Printed - 16:57 Saturday, 05 October 2019



BMCRC - MRO Championships 2019 - Rnd 9 @ Brands Hatch Indy



BMCRC Thunderbike Sport

Groups B & C - COMBINED CLASSIFICATION - AMENDED

POS	NO	CL	PIC NAME	ENTRY	FIRST		SECOND			DIFF
					TIME	LAPS	TIME	LAPS	GAP	
1	961	C	1 Jack SIM	Yamaha R6 - Platform Lift Engineers Ltd	51.327	10	50.045	10		
2	48	C	2 Shaun WALLIS	Yamaha R6 - Watling Tyres	52.895	10	51.939	10	1.894	1.894
3	54	C	3 Adam JAMISON	Yamaha R6 - AJ Racing		0	52.096	10	2.051	0.157
4	93	C	4 Jack WALLIS	Yamaha R6 - Watling Tyres RimTec	53.121	10	52.635	10	2.590	0.539
5	104	B	1 Alex ROBINSON	Honda CBR600RR - Boa	52.680	10		0	2.635	0.045
6	17	B	2 Tommy DOWNES	Suzuki SV650 - Ray Gnarley/ MoreMoto	52.934	10		0	2.889	0.254
7	73	C	5 Vincent LEWIN	Honda CBR600F '93 - VINITWINRACING.CO.UK	53.954	10	53.283	10	3.238	0.349
8	72	C	6 Kevin MILLER	Honda CBR600RR - Mechanical Air Supplies Ltd	53.300	10	53.795	10	3.255	0.017
9	624	B	3 Matthew FEDRICK	Yamaha R6 - Matthew Fedrick carriers ltd	53.383	10		0	3.338	0.083
10	45	C	7 Tom STEVENS	Suzuki SV650 -	53.807	10	53.824	10	3.762	0.424
11	606	B	4 Jake ANDERTON	Honda CBR600RR - CurrentElec Limited	54.159	10		0	4.114	0.352
12	44	B	5 James ROBINSON	Honda CBR600RR - CurrentElec	54.332	10		0	4.287	0.173
13	240	B	6 Mark KAVANAGH	Honda CBR600RR -	54.401	10		0	4.356	0.069
14	46	C	8 Jeff MORRIS	Suzuki SV650 -	54.409	10	54.572	10	4.364	0.008
15	85	C	9 Andrew KITE	Ducati 749 - Red Rebel Racing	55.080	10	54.532	10	4.487	0.123
16	28	C	10 Matthew LAWSON	Ducati 800SS -	55.763	10	55.010	9	4.965	0.478
17	53	B	7 Tim BANWELL	Yamaha R6 -	56.334	9		0	6.289	1.324
18	187	B	8 David TREVEIL	Yamaha YZF R6 -	56.386	9		0	6.341	0.052
19	0	C	11 Luke STANLEY	Suzuki SV650 - Urban Race Tribe	57.225	9	56.640	9	6.595	0.254
20	63	C	12 Steve SMULOVIC	Suzuki SV650 - SFC Racing	57.222	9	56.682	9	6.637	0.042
21	40	B	9 Simon WILKINSON	Suzuki SV650 - S P Wilkinson Engineering Ltd	56.869	9		0	6.824	0.187
22	373	B	10 Robert PRICE	Suzuki GSXR -	56.869	9		0	6.824	0.000
23	33	B	11 Peter PARAPANOS	Honda CBR600RR -	56.900	9		0	6.855	0.031
24	25	B	12 Sam DRUCE	Suzuki SV650 -	56.932	9		0	6.887	0.032
25	101	B	13 Glen TRIPP	Honda CBR 600FW - yaki too racing any help would be gr	56.940	9		0	6.895	0.008
26	143	C	13 Robert DAVIE	Suzuki SV650 -	58.522	9	59.575	9	8.477	1.582
27	526	B	14 Michael ARMANI	Honda CBR600 -	58.696	9		0	8.651	0.174
28	272	B	15 Christopher COWAN	Suzuki SV650 - IMP Racing International	1:00.305	9		0	10.260	1.609
29	196	B	16 Emma PETERSON	Yamaha R6 - Plus racing gear, Helmet city Chichester	1:01.087	9		0	11.042	0.782
30	124	B	17 Sylvie BOTQUELEN	Suzuki GSXR 600 -	1:01.380	9		0	11.335	0.293
31	70	B	18 Vanessa GILLAM	Suzuki SV650 - No More Straps	1:03.965	8		0	13.920	2.585
32	120	B	19 Steve MALE	Suzuki SV650 - ATB Racing		0		0		

Weather / Track : Cloudy / Dry

These results are provisional until the conclusion of any judicial and technical matters.

Brands Hatch Indy

Circuit Length = 1.2079 miles

Start: 16:21 Flag 16:29 End: 16:31

Clerk Of Course :

Timekeeper :

Results can be found at www.tsl-timing.com

Printed - 12:15 Sunday, 06 October 2019



BMCRC - MRO Championships 2019 - Rnd 9 @ Brands Hatch Indy

BMCRC Thunderbike Sport

Groups A & C - COMBINED CLASSIFICATION - AMENDED

POS	NO	CL	PIC NAME	ENTRY	LAPS	TIME	GAP	DIFF	MPH	BEST	ON
1	961	C	1 Jack SIM	Yamaha R6 - Platform Lift Engineers Ltd	10	8:32.860			84.79	50.045	7
2	74	A	1 Daniel SINGLETON	Honda CBR 600 - Bambino Developments Racing	10	8:32.768	0.094	0.094	84.80	50.139	5
3	47	A	2 Thomas WATSON	Yamaha R6 - Motorsportdays.com TEA Time Racing	10	8:57.902	1.166	1.072	80.84	51.211	10
4	48	C	2 Shaun WALLIS	Yamaha R6 - Watling Tyres	10	8:54.774	1.894	0.728	81.31	51.939	10
5	54	C	3 Adam JAMISON	Yamaha R6 - AJ Racing	10	8:54.703	2.051	0.157	81.32	52.096	4
6	90	A	3 Edward WATSON	Yamaha R6 - Motorsportdays.com TEA Time Racing	10	8:56.737	2.242	0.191	81.01	52.287	6
7	81	A	4 Malvern MAY	Honda CBR600RR -	10	9:02.870	2.528	0.286	80.10	52.573	5
8	96	A	5 Neil GREGORY	Ducati MONSTER - SNC Scaffolding	10	9:00.420	2.562	0.034	80.46	52.607	6
9	93	C	4 Jack WALLIS	Yamaha R6 - Watling Tyres RimTec	10	8:59.807	2.590	0.028	80.55	52.635	6
10	73	C	5 Vincent LEWIN	Honda CBR600F '93 - VINITWINRACING.CO.UK	10	9:13.903	3.238	0.648	78.50	53.283	8
11	50	A	6 Paul ROBSON	Yamaha R6 - RBProperty services & Environment L	10	9:14.679	3.586	0.348	78.39	53.631	8
12	960	A	7 Dan HARRIS	Suzuki SV650 - HP Racing	10	9:14.361	3.693	0.107	78.44	53.738	6
13	72	C	6 Kevin MILLER	Honda CBR600RR - Mechanical Air Supplies Ltd	10	9:12.029	3.750	0.057	78.77	53.795	6
14	45	C	7 Tom STEVENS	Suzuki SV650 -	10	9:13.630	3.779	0.029	78.54	53.824	5
15	84	A	8 Ricardo BRANCO	Yamaha R6 - IMP Racing	10	9:12.714	3.809	0.030	78.67	53.854	8
16	35	A	9 Sam DIGBY-BAKER	Yamaha R6 -	10	9:13.836	3.889	0.080	78.51	53.934	6
17	133	A	10 Carl JOHNSTONE	Suzuki GSXR 600 - EDlasia	10	9:12.737	3.901	0.012	78.67	53.946	7
18	85	C	8 Andrew KITE	Ducati 749 - Red Rebel Racing	10	9:26.205	4.487	0.586	76.80	54.532	9
19	46	C	9 Jeff MORRIS	Suzuki SV650 -	10	9:20.704	4.527	0.040	77.55	54.572	9
20	117	A	11 Jordan HARRIS	Suzuki GSXR 600 - Steve Jordan Motorcycles	9	8:33.198	4.748	0.221	76.26	54.793	8
21	28	C	10 Matthew LAWSON	Ducati 800SS -	9	8:35.412	4.965	0.217	75.93	55.010	8
22	22	A	12 Matthew MAY	Honda CBR600F3 - Tliehurst Glass Racing	10	9:28.131	4.975	0.010	76.54	55.020	9
23	51	A	13 Paul BEESLEY	Yamaha R6 - My Mrs	9	8:35.840	5.048	0.073	75.87	55.093	7
24	747	A	14 Allan CLARK	Kawasaki ZXR400 - A Clark & Sons Builders	9	8:40.072	5.982	0.934	75.25	56.027	7
25	0	C	11 Luke STANLEY	Suzuki SV650 - Urban Race Tribe	9	8:42.849	6.595	0.613	74.85	56.640	6
26	63	C	12 Steve SMULOVIC	Suzuki SV650 - SFC Racing	9	8:45.754	6.637	0.042	74.44	56.682	6
27	126	A	15 Damien LECHAUVE	Suzuki SV650 -	9	8:51.930	7.437	0.800	73.57	57.482	6
28	131	A	16 Christopher EVANS	Suzuki SV650 - C.E PHYSIO	9	9:13.810	9.500	2.063	70.66	59.545	8
29	143	C	13 Robert DAVIE	Suzuki SV650 -	9	9:14.845	9.530	0.030	70.53	59.575	8
30	16	A	17 Geoff LANSDELL	Suzuki GSXR - EPG Domestic	9	9:21.992	10.650	1.120	69.64	1:00.695	4

Weather / Track : Cloudy / Dry

These results are provisional until the conclusion of any judicial and technical matters.

Brands Hatch Indy

Circuit Length = 1.2079 miles

Start: 16:21 Flag 16:29 End: 16:31

Clerk Of Course :	Steward :	Timekeeper :
-------------------	-----------	--------------

Results can be found at www.tsl-timing.com

Printed - 15:41 Sunday, 06 October 2019



BMCRC - MRO Championships 2019 - Rnd 9 @ Brands Hatch Indy



BMCRC Thunderbike Sport

RACE 14 - Groups A & C - GRID (12 Laps) - AMENDED

ROW 12	35	137	Charlie CRAWT	34	121	Roger MARSH			
ROW 11	33	9	Andrew WATSON	32	20	Connor SWYER	31	191	James SEATH
ROW 10	30	16	Geoff LANSDELL	29	143	Robert DAVIE	28	131	Christopher EVANS
ROW 9	27	126	Damien LECHAUVE	26	63	Steve SMULOVIC	25	0	Luke STANLEY
ROW 8	24	747	Allan CLARK	23	51	Paul BEESLEY	22	22	Matthew MAY
ROW 7	21	28	Matthew LAWSON	20	117	Jordan HARRIS	19	46	Jeff MORRIS
ROW 6	18	85	Andrew KITE	17	133	Carl JOHNSTONE	16	35	Sam DIGBY-BAKER
ROW 5	15	84	Ricardo BRANCO	14	45	Tom STEVENS	13	72	Kevin MILLER
ROW 4	12	960	Dan HARRIS	11	50	Paul ROBSON	10	73	Vincent LEWIN
ROW 3	9	93	Jack WALLIS	8	96	Neil GREGORY	7	81	Malvern MAY
ROW 2	6	90	Edward WATSON	5	54	Adam JAMISON	4	48	Shaun WALLIS
ROW 1	3	47	Thomas WATSON	2	74	Daniel SINGLETON	1	961	Jack SIM
Pole									

Brands Hatch Indy
Circuit Length = 1.2079 miles

These results are provisional until the conclusion of any judicial and technical matters.

Clerk Of Course :	Steward :	Timekeeper :
-------------------	-----------	--------------

Results can be found at www.tsl-timing.com

Printed - 15:07 Sunday, 06 October 2019



BMCRC - MRO Championships 2019 - Rnd 9 @ Brands Hatch Indy



BMCRC Thunderbike Sport

RACE 1 - Groups A & B - CLASSIFICATION

POS	NO	CL	PIC NAME	ENTRY	LAPS	TIME	GAP	DIFF	MPH	BEST	ON
1	960	A	1 Dan HARRIS	Suzuki SV650 - HP Racing	8	7:39.013			75.79	55.287	6
2	47	A	2 Thomas WATSON	Yamaha R6 - Motorsportdays.com TEA Time Racing	8	7:39.450	0.437	0.437	75.71	55.211	3
3	90	A	3 Edward WATSON	Yamaha R6 - Motorsportdays.com TEA Time Racing	8	7:40.029	1.016	0.579	75.62	55.653	3
4	104	B	1 Alex ROBINSON	Honda CBR600RR - Boa	8	7:41.348	2.335	1.319	75.40	55.376	7
5	96	A	4 Neil GREGORY	Ducati MONSTER - SNC Scaffolding	8	7:44.529	5.516	3.181	74.89	56.428	6
6	17	B	2 Tommy DOWNES	Suzuki SV650 - Ray Gnarley/ MoreMoto	8	7:47.124	8.111	2.595	74.47	57.142	6
7	240	B	3 Mark KAVANAGH	Honda CBR600RR -	8	7:49.443	10.430	2.319	74.10	56.526	8
8	50	A	5 Paul ROBSON	Yamaha R6 - RBProperty services & Environment L	8	7:51.894	12.881	2.451	73.72	56.799	7
9	81	A	6 Malvern MAY	Honda CBR600RR -	8	8:01.010	21.997	9.116	72.32	58.124	5
10	22	A	7 Matthew MAY	Honda CBR600F3 - Tliehurst Glass Racing	8	8:03.678	24.665	2.668	71.92	57.917	6
11	51	A	8 Paul BEESLEY	Yamaha R6 - My Mrs	8	8:03.850	24.837	0.172	71.89	58.192	8
12	191	A	9 James SEATH	Kawasaki ZX6-RR - Ovenden Earthmoving	8	8:04.075	25.062	0.225	71.86	57.584	8
13	117	A	10 Jordan HARRIS	Suzuki GSXR 600 - Steve Jordan Motorcycles	8	8:05.175	26.162	1.100	71.70	58.423	6
14	84	A	11 Ricardo BRANCO	Yamaha R6 - IMP Racing	8	8:06.442	27.429	1.267	71.51	58.891	8
15	33	B	4 Peter PARAPANOS	Honda CBR600RR -	8	8:09.443	30.430	3.001	71.07	58.326	8
16	101	B	5 Glen TRIPP	Honda CBR 600FW - yaki too racing any help would	8	8:16.667	37.654	7.224	70.04	1:00.377	5
17	53	B	6 Tim BANWELL	Yamaha R6 -	8	8:16.795	37.782	0.128	70.02	58.566	8
18	40	B	7 Simon WILKINSON	Suzuki SV650 - S P Wilkinson Engineering Ltd	8	8:18.238	39.225	1.443	69.82	59.398	4
19	16	A	12 Geoff LANSDELL	Suzuki GSXR - EPG Domestic	8	8:31.901	52.888	13.663	67.96	1:01.870	5
20	131	A	13 Christopher EVANS	Suzuki SV650 - C.E PHYSIO	8	8:33.196	54.183	1.295	67.78	59.570	8
21	187	B	8 David TREVEIL	Yamaha YZF R6 -	8	8:34.398	55.385	1.202	67.63	59.306	8
22	126	A	14 Damien LECHAUVE	Suzuki SV650 -	8	8:34.718	55.705	0.320	67.58	1:00.930	8
23	373	B	9 Robert PRICE	Suzuki GSXR -	8	8:36.377	57.364	1.659	67.37	1:01.357	8
24	196	B	10 Emma PETERSON	Yamaha R6 - Plus racing gear, Helmet city Chichester	8	8:40.466	1:01.453	4.089	66.84	1:02.059	8
25	624	B	11 Matthew FEDRICK	Yamaha R6 - Matthew Fedrick farriers ltd	8	8:41.235	1:02.222	0.769	66.74	1:02.175	7
26	526	B	12 Michael ARMANI	Honda CBR600 -	7	7:41.030	1 Lap	1 Lap	66.02	1:02.586	6
27	124	B	13 Sylvie BOTQUELEN	Suzuki GSXR 600 -	7	7:41.577	1 Lap	0.547	65.94	1:02.568	6
28	70	B	14 Vanessa GILLAM	Suzuki SV650 - No More Straps	7	7:48.859	1 Lap	7.282	64.92	1:03.484	7

NOT CLASSIFIED

DNF	606	B	Jake ANDERTON	Honda CBR600RR - CurrentElec Limited	2	2:07.408	6 Laps	5 Laps	68.26	58.514	2
DNF	133	A	Carl JOHNSTONE	Suzuki GSXR 600 - EDIasia	0						

FASTEST LAP

47	A	Thomas WATSON	Yamaha R6 - Motorsportdays.com TEA Time Racing	3	55.211	78.76 mph	126.75 kph
104	B	Alex ROBINSON	Honda CBR600RR - Boa	7	55.376	78.52 mph	126.37 kph

Class A - 92.5% of Race Speed = 70.10 mph

Class B - 92.5% of Race Speed = 69.74 mph

Brands Hatch Indy
Circuit Length = 1.2079 miles
Start: 11:31 Flag 11:38 End: 11:39

Weather / Track : Cloudy / Wet

These results are provisional until the conclusion of any judicial and technical matters.

Clerk Of Course :	Steward :	Timekeeper :
-------------------	-----------	--------------

Results can be found at www.tsl-timing.com

Printed - 11:40 Sunday, 06 October 2019



BMCRC - MRO Championships 2019 - Rnd 9 @ Brands Hatch Indy

BMCRC Thunderbike Sport

RACE 1 - Groups A & B - LAP CHART

LAP 1 @ 11:32:07.452			LAP 3 @ 11:33:58.579			LAP 5 @ 11:35:52.957			LAP 7 @ 11:37:47.089		
NO	BEHIND	LAP TIME	NO	BEHIND	LAP TIME	NO	BEHIND	LAP TIME	NO	BEHIND	LAP TIME
90		1:01.994	47		55.211	47		57.455	47		56.928
47	0.313	1:02.307	90	1.099	55.653	90	0.401	56.660	90	0.528	57.081
17	1.697	1:03.691	17	6.371	57.985	960	4.988	56.083	960	1.594	55.451
81	3.590	1:05.584	960	6.540	55.718	104	6.837	55.875	70	1 Lap	1:04.291
96	3.808	1:05.802	96	7.643	57.003	17	7.109	57.307	104	3.988	55.376
104	3.838	1:05.832	104	9.850	57.893	96	7.171	56.873	96	6.001	56.534
240	4.752	1:06.746	240	9.978	58.046	240	9.996	56.824	17	7.803	57.684
960	5.665	1:07.659	81	11.502	59.720	50	13.588	57.412	240	11.286	57.727
84	5.720	1:07.714	50	11.654	57.216	81	13.984	58.124	50	13.433	56.799
117	6.655	1:08.649	84	14.732	1:00.284	117	20.504	59.228	81	16.254	58.222
606	6.900	1:08.894	117	16.443	1:00.417	51	21.359	59.535	22	23.510	58.209
50	7.017	1:09.011	51	16.659	59.955	22	21.516	58.349	51	24.027	58.347
22	8.069	1:10.063	22	18.244	1:00.481	84	21.526	1:00.541	117	24.747	59.952
51	8.132	1:10.126	191	18.536	1:00.887	191	21.789	59.186	191	24.860	58.984
40	8.913	1:10.907	40	18.863	1:00.649	40	25.265	1:01.382	84	25.920	59.137
191	9.008	1:11.002	101	19.974	1:00.581	33	25.628	58.870	33	29.486	58.775
624	9.010	1:11.004	33	21.628	1:01.021	101	26.378	1:00.377	40	33.863	1:01.159
101	9.468	1:11.462	53	25.055	1:02.068	53	31.838	1:00.460	101	33.981	1:01.081
33	10.105	1:12.099	16	27.739	1:03.604	16	37.757	1:01.870	53	36.598	59.361
53	11.341	1:13.335	624	29.313	1:06.275	126	41.125	1:02.796	16	47.776	1:02.091
373	11.589	1:13.583	126	29.940	1:03.556	373	42.913	1:02.757	131	51.995	1:00.738
16	12.185	1:14.179	373	30.372	1:04.745	131	43.756	1:02.394	126	52.157	1:03.107
126	12.289	1:14.283	131	31.268	1:04.165	187	44.349	1:02.747	373	53.389	1:02.335
131	13.898	1:15.892	187	31.758	1:03.309	196	45.411	1:03.255	187	53.461	1:01.848
526	14.285	1:16.279	196	32.548	1:04.315	624	46.376	1:04.786	196	56.776	1:03.059
196	14.449	1:16.443	526	33.260	1:04.834	526	47.914	1:04.918	624	57.231	1:02.175
187	15.139	1:17.133	124	33.668	1:04.570	124	48.384	1:04.997			
124	15.810	1:17.804	70	38.708	1:05.099	70	53.585	1:04.627			
70	16.639	1:18.633									

LAP 2 @ 11:33:03.368			LAP 4 @ 11:34:55.502			LAP 6 @ 11:36:50.161			LAP 8 @ 11:38:44.471		
NO	BEHIND	LAP TIME	NO	BEHIND	LAP TIME	NO	BEHIND	LAP TIME	NO	BEHIND	LAP TIME
47		55.603	47		56.923	47		57.204	960		55.788
90	0.657	56.573	90	1.196	57.020	90	0.375	57.178	47	0.437	57.819
17	3.597	57.816	960	6.360	56.743	960	3.071	55.287	90	1.016	57.870
96	5.851	57.959	17	7.257	57.809	104	5.540	55.907	526	1 Lap	1:03.031
960	6.033	56.284	96	7.753	57.033	96	6.395	56.428	104	2.335	55.729
81	6.993	59.319	104	8.417	55.490	17	7.047	57.142	124	1 Lap	1:03.126
240	7.143	58.307	240	10.627	57.572	240	10.487	57.695	96	5.516	56.897
104	7.168	59.246	81	13.315	58.736	50	13.562	57.178	17	8.111	57.690
606	9.498	58.514	50	13.631	58.900	81	14.960	58.180	70	1 Lap	1:03.484
50	9.649	58.548	84	18.440	1:00.631	117	21.723	58.423	240	10.430	56.526
84	9.659	59.855	117	18.731	59.211	22	22.229	57.917	50	12.881	56.830
117	11.237	1:00.498	51	19.279	59.543	51	22.608	58.453	81	21.997	1:03.125
51	11.915	59.699	191	20.058	58.445	191	22.804	58.219	22	24.665	58.537
191	12.860	59.768	22	20.622	59.301	84	23.711	59.389	51	24.837	58.192
22	12.974	1:00.821	40	21.338	59.398	33	27.639	59.215	191	25.062	57.584
40	13.425	1:00.428	101	23.456	1:00.405	40	29.632	1:01.571	117	26.162	58.797
101	14.604	1:01.052	33	24.213	59.508	101	29.828	1:00.654	84	27.429	58.891
33	15.818	1:01.629	53	28.833	1:00.701	53	34.165	59.531	33	30.430	58.326
53	18.198	1:02.773	16	33.342	1:02.526	16	42.613	1:02.060	101	37.654	1:01.055
624	18.249	1:05.155	126	35.784	1:02.767	126	45.978	1:02.057	53	37.782	58.566
16	19.346	1:03.077	373	37.611	1:04.162	373	47.982	1:02.273	40	39.225	1:02.744
373	20.838	1:05.165	131	38.817	1:04.472	131	48.185	1:01.633	16	52.888	1:02.494
126	21.595	1:05.222	624	39.045	1:06.655	187	48.541	1:01.396	131	54.183	59.570
131	22.314	1:04.332	187	39.057	1:04.222	196	50.645	1:02.438	187	55.385	59.306
196	23.444	1:04.911	196	39.611	1:03.986	624	51.984	1:02.812	126	55.705	1:00.930
526	23.637	1:05.268	526	40.451	1:04.114	526	53.296	1:02.586	373	57.364	1:01.357
187	23.660	1:04.437	124	40.842	1:04.097	124	53.748	1:02.568	196	1:01.453	1:02.059
124	24.309	1:04.415	70	46.413	1:04.628				624	1:02.222	1:02.373
70	28.820	1:08.097									

Brands Hatch Indy

Circuit Length = 1.2079 miles

Start: 11:31 Flag 11:38 End: 11:39

Weather / Track : Cloudy / Wet

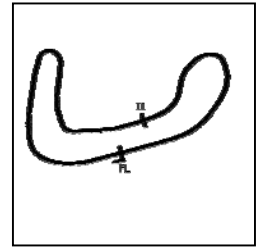
Results can be found at www.tsl-timing.com

Printed - 11:40 Sunday, 06 October 2019

BMCRC - MRO Championships 2019 - Rnd 9 @ Brands Hatch Indy

BMCRC Thunderbike Sport

RACE 1 - Groups A & B - SECTOR ANALYSIS



SECTOR 1 = FL to I1, SECTOR 2 = I1 to FL, DIFF = Difference To Personal Best Lap, P = Crossed Finish Line in Pit Lane, D = Time Disallowed

P1 960 A		Dan HARRIS		Suzuki SV650 - HP Racing		
IDEAL LAP TIME : 54.974		BEST LAP TIME : 55.287		DIFFERENCE : 0.313		
LAP	SECTOR 1	SECTOR 2	LAP TIME	MPH	DIFF	TIME OF DAY
1 -		23.138	1:07.659	64.27	12.372	11:32:13.117
2 -	34.196	22.088	56.284	77.26	0.997	11:33:09.401
3 -	33.585	22.133	55.718 (3)	78.04	0.431	11:34:05.119
4 -	34.590	22.153	56.743	76.63	1.456	11:35:01.862
5 -	33.872	22.211	56.083	77.53	0.796	11:35:57.945
6 -	33.479	21.808	55.287 (1)	78.65		11:36:53.232
7 -	33.166	22.285	55.451 (2)	78.42	0.164	11:37:48.683
8 -	33.543	22.245	55.788	77.94	0.501	11:38:44.471

P2 47 A		Thomas WATSON		Yamaha R6 - Motorsportdays.com TEA Time Racing		
IDEAL LAP TIME : 55.056		BEST LAP TIME : 55.211		DIFFERENCE : 0.155		
LAP	SECTOR 1	SECTOR 2	LAP TIME	MPH	DIFF	TIME OF DAY
1 -		22.274	1:02.307	69.79	7.096	11:32:07.765
2 -	33.999	21.604	55.603 (2)	78.20	0.392	11:33:03.368
3 -	33.452	21.759	55.211 (1)	78.76		11:33:58.579
4 -	34.567	22.356	56.923 (3)	76.39	1.712	11:34:55.502
5 -	34.740	22.715	57.455	75.68	2.244	11:35:52.957
6 -	34.722	22.482	57.204	76.01	1.993	11:36:50.161
7 -	34.740	22.188	56.928	76.38	1.717	11:37:47.089
8 -	34.972	22.847	57.819	75.21	2.608	11:38:44.908

P3 90 A		Edward WATSON		Yamaha R6 - Motorsportdays.com TEA Time Racing		
IDEAL LAP TIME : 55.536		BEST LAP TIME : 55.653		DIFFERENCE : 0.117		
LAP	SECTOR 1	SECTOR 2	LAP TIME	MPH	DIFF	TIME OF DAY
1 -		22.192	1:01.994	70.14	6.341	11:32:07.452
2 -	34.535	22.038	56.573 (2)	76.86	0.920	11:33:04.025
3 -	33.615	22.038	55.653 (1)	78.13		11:33:59.678
4 -	35.099	21.921	57.020	76.26	1.367	11:34:56.698
5 -	34.165	22.495	56.660 (3)	76.74	1.007	11:35:53.358
6 -	34.756	22.422	57.178	76.05	1.525	11:36:50.536
7 -	34.732	22.349	57.081	76.18	1.428	11:37:47.617
8 -	34.684	23.186	57.870	75.14	2.217	11:38:45.487

P4 104 B		Alex ROBINSON		Honda CBR600RR - Boa		
IDEAL LAP TIME : 55.086		BEST LAP TIME : 55.376		DIFFERENCE : 0.290		
LAP	SECTOR 1	SECTOR 2	LAP TIME	MPH	DIFF	TIME OF DAY
1 -		23.298	1:05.832	66.05	10.456	11:32:11.290
2 -	36.236	23.010	59.246	73.39	3.870	11:33:10.536
3 -	35.477	22.416	57.893	75.11	2.517	11:34:08.429
4 -	33.948	21.542	55.490 (2)	78.36	0.114	11:35:03.919
5 -	33.779	22.096	55.875	77.82	0.499	11:35:59.794
6 -	34.074	21.833	55.907	77.78	0.531	11:36:55.701
7 -	33.864	21.512	55.376 (1)	78.52		11:37:51.077
8 -	34.422	21.307	55.729 (3)	78.03	0.353	11:38:46.806

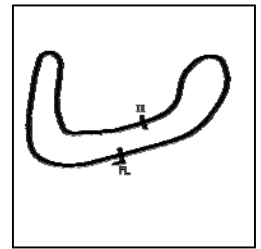
Weather / Track : Cloudy / Wet

Brands Hatch Indy
Circuit Length = 1.2079 miles
Start: 11:31 Flag 11:38 End: 11:39

BMCRC - MRO Championships 2019 - Rnd 9 @ Brands Hatch Indy

BMCRC Thunderbike Sport

RACE 1 - Groups A & B - SECTOR ANALYSIS



SECTOR 1 = FL to I1, SECTOR 2 = I1 to FL, DIFF = Difference To Personal Best Lap, P = Crossed Finish Line in Pit Lane, D = Time Disallowed

P5 96 A		Neil GREGORY		Ducati MONSTER - SNC Scaffolding		
IDEAL LAP TIME : 56.161		BEST LAP TIME : 56.428		DIFFERENCE : 0.267		
LAP	SECTOR 1	SECTOR 2	LAP TIME	MPH	DIFF	TIME OF DAY
1 -		23.586	1:05.802	66.08	9.374	11:32:11.260
2 -	35.531	22.428	57.959	75.02	1.531	11:33:09.219
3 -	34.920	22.083	57.003	76.28	0.575	11:34:06.222
4 -	34.815	22.218	57.033	76.24	0.605	11:35:03.255
5 -	34.446	22.427	56.873 (3)	76.46	0.445	11:36:00.128
6 -	34.386	22.042	56.428 (1)	77.06		11:36:56.556
7 -	34.759	21.775	56.534 (2)	76.92	0.106	11:37:53.090
8 -	34.872	22.025	56.897	76.42	0.469	11:38:49.987

P6 17 B		Tommy DOWNES		Suzuki SV650 - Ray Gnarley/ MoreMoto		
IDEAL LAP TIME : 57.054		BEST LAP TIME : 57.142		DIFFERENCE : 0.088		
LAP	SECTOR 1	SECTOR 2	LAP TIME	MPH	DIFF	TIME OF DAY
1 -		23.359	1:03.691	68.27	6.549	11:32:09.149
2 -	34.820	22.996	57.816	75.21	0.674	11:33:06.965
3 -	34.708	23.277	57.985	74.99	0.843	11:34:04.950
4 -	35.101	22.708	57.809	75.22	0.667	11:35:02.759
5 -	34.457	22.850	57.307 (2)	75.88	0.165	11:36:00.066
6 -	34.346	22.796	57.142 (1)	76.10		11:36:57.208
7 -	34.566	23.118	57.684 (3)	75.38	0.542	11:37:54.892
8 -	34.615	23.075	57.690	75.37	0.548	11:38:52.582

P7 240 B		Mark KAVANAGH		Honda CBR600RR -		
IDEAL LAP TIME : 56.414		BEST LAP TIME : 56.526		DIFFERENCE : 0.112		
LAP	SECTOR 1	SECTOR 2	LAP TIME	MPH	DIFF	TIME OF DAY
1 -		23.351	1:06.746	65.15	10.220	11:32:12.204
2 -	35.247	23.060	58.307	74.58	1.781	11:33:10.511
3 -	35.304	22.742	58.046	74.91	1.520	11:34:08.557
4 -	34.931	22.641	57.572 (3)	75.53	1.046	11:35:06.129
5 -	34.245	22.579	56.824 (2)	76.52	0.298	11:36:02.953
6 -	35.525	22.170	57.695	75.37	1.169	11:37:00.648
7 -	35.131	22.596	57.727	75.33	1.201	11:37:58.375
8 -	34.244	22.282	56.526 (1)	76.93		11:38:54.901

P8 50 A		Paul ROBSON		Yamaha R6 - RBProperty services & Environment Lighting		
IDEAL LAP TIME : 56.668		BEST LAP TIME : 56.799		DIFFERENCE : 0.131		
LAP	SECTOR 1	SECTOR 2	LAP TIME	MPH	DIFF	TIME OF DAY
1 -		24.423	1:09.011	63.01	12.212	11:32:14.469
2 -	35.339	23.209	58.548	74.27	1.749	11:33:13.017
3 -	34.331	22.885	57.216	76.00	0.417	11:34:10.233
4 -	35.993	22.907	58.900	73.83	2.101	11:35:09.133
5 -	34.717	22.695	57.412	75.74	0.613	11:36:06.545
6 -	34.465	22.713	57.178 (3)	76.05	0.379	11:37:03.723
7 -	34.159	22.640	56.799 (1)	76.56		11:38:00.522
8 -	34.028	22.802	56.830 (2)	76.51	0.031	11:38:57.352

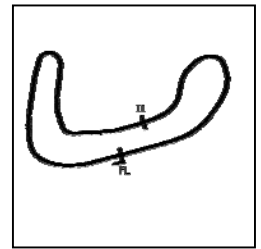
Weather / Track : Cloudy / Wet

Brands Hatch Indy
Circuit Length = 1.2079 miles
Start: 11:31 Flag 11:38 End: 11:39

BMCRC - MRO Championships 2019 - Rnd 9 @ Brands Hatch Indy

BMCRC Thunderbike Sport

RACE 1 - Groups A & B - SECTOR ANALYSIS



SECTOR 1 = FL to I1, SECTOR 2 = I1 to FL, DIFF = Difference To Personal Best Lap, P = Crossed Finish Line in Pit Lane, D = Time Disallowed

P9 81 A Malvern MAY		Honda CBR600RR -				
IDEAL LAP TIME : 57.670		BEST LAP TIME : 58.124		DIFFERENCE : 0.454		
LAP	SECTOR 1	SECTOR 2	LAP TIME	MPH	DIFF	TIME OF DAY
1 -		23.450	1:05.584	66.30	7.460	11:32:11.042
2 -	35.991	23.328	59.319	73.30	1.195	11:33:10.361
3 -	36.359	23.361	59.720	72.81	1.596	11:34:10.081
4 -	35.790	22.946	58.736	74.03	0.612	11:35:08.817
5 -	35.566	22.558	58.124 (1)	74.81		11:36:06.941
6 -	35.112	23.068	58.180 (2)	74.74	0.056	11:37:05.121
7 -	35.394	22.828	58.222 (3)	74.69	0.098	11:38:03.343
8 -	37.640	25.485	1:03.125	68.88	5.001	11:39:06.468

P10 22 A Matthew MAY		Honda CBR600F3 - Tliehurst Glass Racing				
IDEAL LAP TIME : 57.917		BEST LAP TIME : 57.917		DIFFERENCE : 0.000		
LAP	SECTOR 1	SECTOR 2	LAP TIME	MPH	DIFF	TIME OF DAY
1 -		24.581	1:10.063	62.06	12.146	11:32:15.521
2 -	36.851	23.970	1:00.821	71.49	2.904	11:33:16.342
3 -	36.468	24.013	1:00.481	71.90	2.564	11:34:16.823
4 -	35.999	23.302	59.301	73.33	1.384	11:35:16.124
5 -	35.225	23.124	58.349 (3)	74.52	0.432	11:36:14.473
6 -	34.954	22.963	57.917 (1)	75.08		11:37:12.390
7 -	35.212	22.997	58.209 (2)	74.70	0.292	11:38:10.599
8 -	35.474	23.063	58.537	74.28	0.620	11:39:09.136

P11 51 A Paul BEESLEY		Yamaha R6 - My Mrs				
IDEAL LAP TIME : 58.026		BEST LAP TIME : 58.192		DIFFERENCE : 0.166		
LAP	SECTOR 1	SECTOR 2	LAP TIME	MPH	DIFF	TIME OF DAY
1 -		24.079	1:10.126	62.01	11.934	11:32:15.584
2 -	36.602	23.097	59.699	72.84	1.507	11:33:15.283
3 -	36.280	23.675	59.955	72.53	1.763	11:34:15.238
4 -	36.047	23.496	59.543	73.03	1.351	11:35:14.781
5 -	36.049	23.486	59.535	73.04	1.343	11:36:14.316
6 -	35.287	23.166	58.453 (3)	74.39	0.261	11:37:12.769
7 -	35.424	22.923	58.347 (2)	74.53	0.155	11:38:11.116
8 -	35.103	23.089	58.192 (1)	74.72		11:39:09.308

P12 191 A James SEATH		Kawasaki ZX6-RR - Ovenden Earthmoving				
IDEAL LAP TIME : 57.573		BEST LAP TIME : 57.584		DIFFERENCE : 0.011		
LAP	SECTOR 1	SECTOR 2	LAP TIME	MPH	DIFF	TIME OF DAY
1 -		24.552	1:11.002	61.24	13.418	11:32:16.460
2 -	35.857	23.911	59.768	72.75	2.184	11:33:16.228
3 -	36.767	24.120	1:00.887	71.42	3.303	11:34:17.115
4 -	35.466	22.979	58.445 (3)	74.40	0.861	11:35:15.560
5 -	35.996	23.190	59.186	73.47	1.602	11:36:14.746
6 -	35.512	22.707	58.219 (2)	74.69	0.635	11:37:12.965
7 -	35.318	23.666	58.984	73.72	1.400	11:38:11.949
8 -	35.329	22.255	57.584 (1)	75.51		11:39:09.533

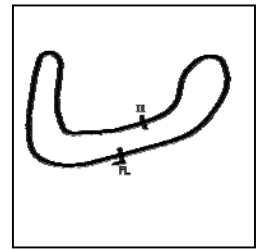
Weather / Track : Cloudy / Wet

Brands Hatch Indy
Circuit Length = 1.2079 miles
Start: 11:31 Flag 11:38 End: 11:39

BMCRC - MRO Championships 2019 - Rnd 9 @ Brands Hatch Indy

BMCRC Thunderbike Sport

RACE 1 - Groups A & B - SECTOR ANALYSIS



SECTOR 1 = FL to I1, SECTOR 2 = I1 to FL, DIFF = Difference To Personal Best Lap, P = Crossed Finish Line in Pit Lane, D = Time Disallowed

P13 117 A		Jordan HARRIS		Suzuki GSXR 600 - Steve Jordan Motorcycles		
IDEAL LAP TIME : 58.423		BEST LAP TIME : 58.423		DIFFERENCE : 0.000		
LAP	SECTOR 1	SECTOR 2	LAP TIME	MPH	DIFF	TIME OF DAY
1 -		24.280	1:08.649	63.34	10.226	11:32:14.107
2 -	37.061	23.437	1:00.498	71.88	2.075	11:33:14.605
3 -	36.532	23.885	1:00.417	71.97	1.994	11:34:15.022
4 -	35.929	23.282	59.211 (3)	73.44	0.788	11:35:14.233
5 -	36.026	23.202	59.228	73.42	0.805	11:36:13.461
6 -	35.472	22.951	58.423 (1)	74.43		11:37:11.884
7 -	36.178	23.774	59.952	72.53	1.529	11:38:11.836
8 -	35.671	23.126	58.797 (2)	73.95	0.374	11:39:10.633

P14 84 A		Ricardo BRANCO		Yamaha R6 - IMP Racing		
IDEAL LAP TIME : 58.811		BEST LAP TIME : 58.891		DIFFERENCE : 0.080		
LAP	SECTOR 1	SECTOR 2	LAP TIME	MPH	DIFF	TIME OF DAY
1 -		24.146	1:07.714	64.21	8.823	11:32:13.172
2 -	36.281	23.574	59.855	72.65	0.964	11:33:13.027
3 -	36.566	23.718	1:00.284	72.13	1.393	11:34:13.311
4 -	36.625	24.006	1:00.631	71.72	1.740	11:35:13.942
5 -	36.695	23.846	1:00.541	71.82	1.650	11:36:14.483
6 -	36.058	23.331	59.389 (3)	73.22	0.498	11:37:13.872
7 -	35.882	23.255	59.137 (2)	73.53	0.246	11:38:13.009
8 -	35.556	23.335	58.891 (1)	73.84		11:39:11.900

P15 33 B		Peter PARAPANOS		Honda CBR600RR -		
IDEAL LAP TIME : 58.181		BEST LAP TIME : 58.326		DIFFERENCE : 0.145		
LAP	SECTOR 1	SECTOR 2	LAP TIME	MPH	DIFF	TIME OF DAY
1 -		24.708	1:12.099	60.31	13.773	11:32:17.557
2 -	37.590	24.039	1:01.629	70.56	3.303	11:33:19.186
3 -	37.005	24.016	1:01.021	71.26	2.695	11:34:20.207
4 -	35.977	23.531	59.508	73.07	1.182	11:35:19.715
5 -	35.617	23.253	58.870 (3)	73.86	0.544	11:36:18.585
6 -	35.790	23.425	59.215	73.43	0.889	11:37:17.800
7 -	35.694	23.081	58.775 (2)	73.98	0.449	11:38:16.575
8 -	35.100	23.226	58.326 (1)	74.55		11:39:14.901

P16 101 B		Glen TRIPP		Honda CBR 600FW - yaki too racing any help would be great		
IDEAL LAP TIME : 1:00.354		BEST LAP TIME : 1:00.377		DIFFERENCE : 0.023		
LAP	SECTOR 1	SECTOR 2	LAP TIME	MPH	DIFF	TIME OF DAY
1 -		24.619	1:11.462	60.85	11.085	11:32:16.920
2 -	37.455	23.597	1:01.052	71.22	0.675	11:33:17.972
3 -	36.940	23.641	1:00.581 (3)	71.78	0.204	11:34:18.553
4 -	36.820	23.585	1:00.405 (2)	71.99	0.028	11:35:18.958
5 -	36.843	23.534	1:00.377 (1)	72.02		11:36:19.335
6 -	36.888	23.766	1:00.654	71.69	0.277	11:37:19.989
7 -	37.029	24.052	1:01.081	71.19	0.704	11:38:21.070
8 -	37.253	23.802	1:01.055	71.22	0.678	11:39:22.125

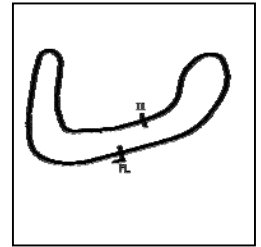
Weather / Track : Cloudy / Wet

Brands Hatch Indy
Circuit Length = 1.2079 miles
Start: 11:31 Flag 11:38 End: 11:39

BMCRC - MRO Championships 2019 - Rnd 9 @ Brands Hatch Indy

BMCRC Thunderbike Sport

RACE 1 - Groups A & B - SECTOR ANALYSIS



SECTOR 1 = FL to I1, SECTOR 2 = I1 to FL, DIFF = Difference To Personal Best Lap, P = Crossed Finish Line in Pit Lane, D = Time Disallowed

P17 53 B		Tim BANWELL		Yamaha R6 -		
IDEAL LAP TIME : 58.284		BEST LAP TIME : 58.566		DIFFERENCE : 0.282		
LAP	SECTOR 1	SECTOR 2	LAP TIME	MPH	DIFF	TIME OF DAY
1 -		24.810	1:13.335	59.29	14.769	11:32:18.793
2 -	38.529	24.244	1:02.773	69.27	4.207	11:33:21.566
3 -	38.113	23.955	1:02.068	70.06	3.502	11:34:23.634
4 -	36.845	23.856	1:00.701	71.63	2.135	11:35:24.335
5 -	37.253	23.207	1:00.460	71.92	1.894	11:36:24.795
6 -	36.345	23.186	59.531 (3)	73.04	0.965	11:37:24.326
7 -	36.455	22.906	59.361 (2)	73.25	0.795	11:38:23.687
8 -	35.378	23.188	58.566 (1)	74.25		11:39:22.253

P18 40 B		Simon WILKINSON		Suzuki SV650 - S P Wilkinson Engineering Ltd		
IDEAL LAP TIME : 59.398		BEST LAP TIME : 59.398		DIFFERENCE : 0.000		
LAP	SECTOR 1	SECTOR 2	LAP TIME	MPH	DIFF	TIME OF DAY
1 -		24.767	1:10.907	61.32	11.509	11:32:16.365
2 -	36.539	23.889	1:00.428 (2)	71.96	1.030	11:33:16.793
3 -	36.592	24.057	1:00.649 (3)	71.70	1.251	11:34:17.442
4 -	35.919	23.479	59.398 (1)	73.21		11:35:16.840
5 -	36.972	24.410	1:01.382	70.84	1.984	11:36:18.222
6 -	37.600	23.971	1:01.571	70.62	2.173	11:37:19.793
7 -	36.995	24.164	1:01.159	71.10	1.761	11:38:20.952
8 -	37.206	25.538	1:02.744	69.30	3.346	11:39:23.696

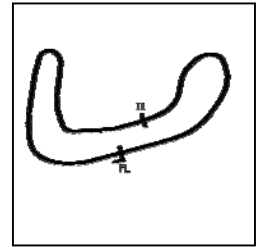
P19 16 A		Geoff LANSDELL		Suzuki GSXR - EPG Domestic		
IDEAL LAP TIME : 1:01.819		BEST LAP TIME : 1:01.870		DIFFERENCE : 0.051		
LAP	SECTOR 1	SECTOR 2	LAP TIME	MPH	DIFF	TIME OF DAY
1 -		25.148	1:14.179	58.62	12.309	11:32:19.637
2 -	38.594	24.483	1:03.077	68.94	1.207	11:33:22.714
3 -	39.177	24.427	1:03.604	68.36	1.734	11:34:26.318
4 -	38.445	24.081	1:02.526	69.54	0.656	11:35:28.844
5 -	37.761	24.109	1:01.870 (1)	70.28		11:36:30.714
6 -	37.915	24.145	1:02.060 (2)	70.07	0.190	11:37:32.774
7 -	38.012	24.079	1:02.091 (3)	70.03	0.221	11:38:34.865
8 -	38.436	24.058	1:02.494	69.58	0.624	11:39:37.359

P20 131 A		Christopher EVANS		Suzuki SV650 - C.E PHYSIO		
IDEAL LAP TIME : 59.570		BEST LAP TIME : 59.570		DIFFERENCE : 0.000		
LAP	SECTOR 1	SECTOR 2	LAP TIME	MPH	DIFF	TIME OF DAY
1 -		26.369	1:15.892	57.29	16.322	11:32:21.350
2 -	39.359	24.973	1:04.332	67.59	4.762	11:33:25.682
3 -	39.088	25.077	1:04.165	67.77	4.595	11:34:29.847
4 -	38.909	25.563	1:04.472	67.44	4.902	11:35:34.319
5 -	37.990	24.404	1:02.394	69.69	2.824	11:36:36.713
6 -	37.558	24.075	1:01.633 (3)	70.55	2.063	11:37:38.346
7 -	36.838	23.900	1:00.738 (2)	71.59	1.168	11:38:39.084
8 -	36.183	23.387	59.570 (1)	72.99		11:39:38.654

BMCRC - MRO Championships 2019 - Rnd 9 @ Brands Hatch Indy

BMCRC Thunderbike Sport

RACE 1 - Groups A & B - SECTOR ANALYSIS



SECTOR 1 = FL to I1, SECTOR 2 = I1 to FL, DIFF = Difference To Personal Best Lap, P = Crossed Finish Line in Pit Lane, D = Time Disallowed

P21 187 B		David TREVEIL		Yamaha YZF R6 -		
IDEAL LAP TIME : 59.306		BEST LAP TIME : 59.306		DIFFERENCE : 0.000		
LAP	SECTOR 1	SECTOR 2	LAP TIME	MPH	DIFF	TIME OF DAY
1 -		25.899	1:17.133	56.37	17.827	11:32:22.591
2 -	39.641	24.796	1:04.437	67.48	5.131	11:33:27.028
3 -	39.151	24.158	1:03.309	68.68	4.003	11:34:30.337
4 -	38.957	25.265	1:04.222	67.71	4.916	11:35:34.559
5 -	39.086	23.661	1:02.747	69.30	3.441	11:36:37.306
6 -	37.524	23.872	1:01.396 (2)	70.82	2.090	11:37:38.702
7 -	37.882	23.966	1:01.848 (3)	70.31	2.542	11:38:40.550
8 -	36.156	23.150	59.306 (1)	73.32		11:39:39.856

P22 126 A		Damien LECHAUVE		Suzuki SV650 -		
IDEAL LAP TIME : 1:00.930		BEST LAP TIME : 1:00.930		DIFFERENCE : 0.000		
LAP	SECTOR 1	SECTOR 2	LAP TIME	MPH	DIFF	TIME OF DAY
1 -		25.579	1:14.283	58.54	13.353	11:32:19.741
2 -	39.914	25.308	1:05.222	66.67	4.292	11:33:24.963
3 -	38.288	25.268	1:03.556	68.42	2.626	11:34:28.519
4 -	37.878	24.889	1:02.767 (3)	69.28	1.837	11:35:31.286
5 -	37.498	25.298	1:02.796	69.24	1.866	11:36:34.082
6 -	37.253	24.804	1:02.057 (2)	70.07	1.127	11:37:36.139
7 -	38.169	24.938	1:03.107	68.90	2.177	11:38:39.246
8 -	36.717	24.213	1:00.930 (1)	71.37		11:39:40.176

P23 373 B		Robert PRICE		Suzuki GSXR -		
IDEAL LAP TIME : 1:01.357		BEST LAP TIME : 1:01.357		DIFFERENCE : 0.000		
LAP	SECTOR 1	SECTOR 2	LAP TIME	MPH	DIFF	TIME OF DAY
1 -		26.105	1:13.583	59.09	12.226	11:32:19.041
2 -	40.162	25.003	1:05.165	66.73	3.808	11:33:24.206
3 -	39.864	24.881	1:04.745	67.16	3.388	11:34:28.951
4 -	39.333	24.829	1:04.162	67.77	2.805	11:35:33.113
5 -	38.382	24.375	1:02.757	69.29	1.400	11:36:35.870
6 -	38.029	24.244	1:02.273 (2)	69.83	0.916	11:37:38.143
7 -	38.224	24.111	1:02.335 (3)	69.76	0.978	11:38:40.478
8 -	37.258	24.099	1:01.357 (1)	70.87		11:39:41.835

P24 196 B		Emma PETERSON		Yamaha R6 - Plus racing gear, Helmet city Chichester		
IDEAL LAP TIME : 1:01.945		BEST LAP TIME : 1:02.059		DIFFERENCE : 0.114		
LAP	SECTOR 1	SECTOR 2	LAP TIME	MPH	DIFF	TIME OF DAY
1 -		25.590	1:16.443	56.88	14.384	11:32:21.901
2 -	39.837	25.074	1:04.911	66.99	2.852	11:33:26.812
3 -	39.411	24.904	1:04.315	67.61	2.256	11:34:31.127
4 -	39.294	24.692	1:03.986	67.96	1.927	11:35:35.113
5 -	38.783	24.472	1:03.255	68.74	1.196	11:36:38.368
6 -	38.080	24.358	1:02.438 (2)	69.64	0.379	11:37:40.806
7 -	38.663	24.396	1:03.059 (3)	68.96	1.000	11:38:43.865
8 -	37.587	24.472	1:02.059 (1)	70.07		11:39:45.924

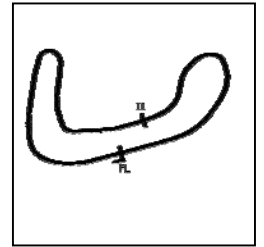
Weather / Track : Cloudy / Wet

Brands Hatch Indy
Circuit Length = 1.2079 miles
Start: 11:31 Flag 11:38 End: 11:39

BMCRC - MRO Championships 2019 - Rnd 9 @ Brands Hatch Indy

BMCRC Thunderbike Sport

RACE 1 - Groups A & B - SECTOR ANALYSIS



SECTOR 1 = FL to I1, SECTOR 2 = I1 to FL, DIFF = Difference To Personal Best Lap, P = Crossed Finish Line in Pit Lane, D = Time Disallowed

P25 624 B		Matthew FEDRICK		Yamaha R6 - Matthew Fedrick farriers ltd		
IDEAL LAP TIME : 1:02.175		BEST LAP TIME : 1:02.175		DIFFERENCE : 0.000		
LAP	SECTOR 1	SECTOR 2	LAP TIME	MPH	DIFF	TIME OF DAY
1 -		25.081	1:11.004	61.24	8.829	11:32:16.462
2 -	39.717	25.438	1:05.155	66.74	2.980	11:33:21.617
3 -	40.472	25.803	1:06.275	65.61	4.100	11:34:27.892
4 -	40.602	26.053	1:06.655	65.24	4.480	11:35:34.547
5 -	40.364	24.422	1:04.786	67.12	2.611	11:36:39.333
6 -	38.430	24.382	1:02.812 (3)	69.23	0.637	11:37:42.145
7 -	37.863	24.312	1:02.175 (1)	69.94		11:38:44.320
8 -	38.044	24.329	1:02.373 (2)	69.71	0.198	11:39:46.693

P26 526 B		Michael ARMANI		Honda CBR600 -		
IDEAL LAP TIME : 1:02.096		BEST LAP TIME : 1:02.586		DIFFERENCE : 0.490		
LAP	SECTOR 1	SECTOR 2	LAP TIME	MPH	DIFF	TIME OF DAY
1 -		26.323	1:16.279	57.00	13.693	11:32:21.737
2 -	39.803	25.465	1:05.268	66.62	2.682	11:33:27.005
3 -	39.557	25.277	1:04.834	67.07	2.248	11:34:31.839
4 -	39.162	24.952	1:04.114 (3)	67.82	1.528	11:35:35.953
5 -	39.027	25.891	1:04.918	66.98	2.332	11:36:40.871
6 -	38.208	24.378	1:02.586 (1)	69.48		11:37:43.457
7 -	37.718	25.313	1:03.031 (2)	68.99	0.445	11:38:46.488

P27 124 B		Sylvie BOTQUELEN		Suzuki GSXR 600 -		
IDEAL LAP TIME : 1:01.813		BEST LAP TIME : 1:02.568		DIFFERENCE : 0.755		
LAP	SECTOR 1	SECTOR 2	LAP TIME	MPH	DIFF	TIME OF DAY
1 -		26.201	1:17.804	55.89	15.236	11:32:23.262
2 -	39.940	24.475	1:04.415	67.50	1.847	11:33:27.677
3 -	39.345	25.225	1:04.570	67.34	2.002	11:34:32.247
4 -	39.482	24.615	1:04.097 (3)	67.84	1.529	11:35:36.344
5 -	39.060	25.937	1:04.997	66.90	2.429	11:36:41.341
6 -	38.604	23.964	1:02.568 (1)	69.50		11:37:43.909
7 -	37.849	25.277	1:03.126 (2)	68.88	0.558	11:38:47.035

P28 70 B		Vanessa GILLAM		Suzuki SV650 - No More Straps		
IDEAL LAP TIME : 1:03.484		BEST LAP TIME : 1:03.484		DIFFERENCE : 0.000		
LAP	SECTOR 1	SECTOR 2	LAP TIME	MPH	DIFF	TIME OF DAY
1 -		26.411	1:18.633	55.30	15.149	11:32:24.091
2 -	42.153	25.944	1:08.097	63.85	4.613	11:33:32.188
3 -	39.792	25.307	1:05.099	66.79	1.615	11:34:37.287
4 -	39.506	25.122	1:04.628	67.28	1.144	11:35:41.915
5 -	39.391	25.236	1:04.627 (3)	67.28	1.143	11:36:46.542
6 -	39.195	25.096	1:04.291 (2)	67.63	0.807	11:37:50.833
7 -	38.810	24.674	1:03.484 (1)	68.49		11:38:54.317

P29 606 B		Jake ANDERTON		Honda CBR600RR - CurrentElec Limited		
IDEAL LAP TIME : 58.514		BEST LAP TIME : 58.514		DIFFERENCE : 0.000		
LAP	SECTOR 1	SECTOR 2	LAP TIME	MPH	DIFF	TIME OF DAY
1 -		23.486	1:08.894	63.11	10.380	11:32:14.352
2 -	36.009	22.505	58.514 (1)	74.31		11:33:12.866

Weather / Track : Cloudy / Wet

Brands Hatch Indy
Circuit Length = 1.2079 miles
Start: 11:31 Flag 11:38 End: 11:39

BMCRC - MRO Championships 2019 - Rnd 9 @ Brands Hatch Indy

BMCRC Thunderbike Sport

RACE 1 - Groups A & B - BEST SECTORS

SECTOR 1			SECTOR 2			IDEAL / BEST COMPARISON						
POS	NO	NAME	TIME	NO	NAME	TIME	POS	NO	NAME	IDEAL	BEST	DIFF
									PERFECT LAP	54.473		
1	960	HARRIS	33.166	104	ROBINSON	21.307	1	960	HARRIS	54.974	55.287	0.313
2	47	WATSON	33.452	47	WATSON	21.604	2	47	WATSON	55.056	55.211	0.155
3	90	WATSON	33.615	96	GREGORY	21.775	3	104	ROBINSON	55.086	55.376	0.290
4	104	ROBINSON	33.779	960	HARRIS	21.808	4	90	WATSON	55.536	55.653	0.117
5	50	ROBSON	34.028	90	WATSON	21.921	5	96	GREGORY	56.161	56.428	0.267
6	240	KAVANAGH	34.244	240	KAVANAGH	22.170	6	240	KAVANAGH	56.414	56.526	0.112
7	17	DOWNES	34.346	191	SEATH	22.255	7	50	ROBSON	56.668	56.799	0.131
8	96	GREGORY	34.386	606	ANDERTON	22.505	8	17	DOWNES	57.054	57.142	0.088
9	22	MAY	34.954	81	MAY	22.558	9	191	SEATH	57.573	57.584	0.011
10	33	PARAPANOS	35.100	50	ROBSON	22.640	10	81	MAY	57.670	58.124	0.454
11	51	BEESLEY	35.103	17	DOWNES	22.708	11	22	MAY	57.917	57.917	0.000
12	81	MAY	35.112	53	BANWELL	22.906	12	51	BEESLEY	58.026	58.192	0.166
13	191	SEATH	35.318	51	BEESLEY	22.923	13	33	PARAPANOS	58.181	58.326	0.145
14	53	BANWELL	35.378	117	HARRIS	22.951	14	53	BANWELL	58.284	58.566	0.282
15	117	HARRIS	35.472	22	MAY	22.963	15	117	HARRIS	58.423	58.423	0.000
16	84	BRANCO	35.556	33	PARAPANOS	23.081	16	606	ANDERTON	58.514	58.514	0.000
17	40	WILKINSON	35.919	187	TREVEIL	23.150	17	84	BRANCO	58.811	58.891	0.080
18	606	ANDERTON	36.009	84	BRANCO	23.255	18	187	TREVEIL	59.306	59.306	0.000
19	187	TREVEIL	36.156	131	EVANS	23.387	19	40	WILKINSON	59.398	59.398	0.000
20	131	EVANS	36.183	40	WILKINSON	23.479	20	131	EVANS	59.570	59.570	0.000
21	126	LECHAUVE	36.717	101	TRIPP	23.534	21	101	TRIPP	1:00.354	1:00.377	0.023
22	101	TRIPP	36.820	124	BOTQUELEN	23.964	22	126	LECHAUVE	1:00.930	1:00.930	0.000
23	373	PRICE	37.258	16	LANSDELL	24.058	23	373	PRICE	1:01.357	1:01.357	0.000
24	196	PETERSON	37.587	373	PRICE	24.099	24	124	BOTQUELEN	1:01.813	1:02.568	0.755
25	526	ARMANI	37.718	126	LECHAUVE	24.213	25	16	LANSDELL	1:01.819	1:01.870	0.051
26	16	LANSDELL	37.761	624	FEDRICK	24.312	26	196	PETERSON	1:01.945	1:02.059	0.114
27	124	BOTQUELEN	37.849	196	PETERSON	24.358	27	526	ARMANI	1:02.096	1:02.586	0.490
28	624	FEDRICK	37.863	526	ARMANI	24.378	28	624	FEDRICK	1:02.175	1:02.175	0.000
29	70	GILLAM	38.810	70	GILLAM	24.674	29	70	GILLAM	1:03.484	1:03.484	0.000
30												

Weather / Track : Cloudy / Wet

Results can be found at www.tsl-timing.com

Brands Hatch Indy
 Circuit Length = 1.2079 miles
 Start: 11:31 Flag 11:38 End: 11:39

Printed - 11:40 Sunday, 06 October 2019

BMCRC - MRO Championships 2019 - Rnd 9 @ Brands Hatch Indy

BMCRC Thunderbike Sport

RACE 1 - Groups A & B - STATISTICS

Competitors Started 30
Planned Start 2019-10-06 @ 11:05:00.000
Actual Start 2019-10-06 @ 11:31:05.457
Finish Time 2019-10-06 @ 11:38:44.470
Track Length 1.2079mi.
Total Laps 223
Total Distance Covered 269.3718mi.

Session Fastest Lap History

NO	CL	NAME	LAP TIME	TIME OF DAY	LAP	VEHICLE
47	A	Thomas WATSON	55.603	11:33:03.384	2	Yamaha R6
47	A	Thomas WATSON	55.211	11:33:58.595	3	Yamaha R6

Session Leader History

NO	CL	NAME	FROM LAP	LAPS LED	DISTANCE	VEHICLE
90	A	Edward WATSON	1	1	1.20 miles	Yamaha R6
47	A	Thomas WATSON	2	6	7.24 miles	Yamaha R6
960	A	Dan HARRIS	8	1	1.20 miles	Suzuki SV650

Flag History

TYPE	TIME OF DAY
GREEN	11:31:05.457
FINISH	11:38:44.470

Flag Statistics

TYPE	COUNT	TOTAL LAPS	TOTAL TIME
Green	1	8	8:47.330
Red	0	0	0.000
Safety Car	0	0	0.000
FCY	0	0	0.000

Weather / Track : Cloudy / Wet

These results are provisional until the conclusion of any judicial and technical matters.

Brands Hatch Indy

Circuit Length = 1.2079 miles

Start: 11:31 Flag 11:38 End: 11:39

Clerk Of Course :		Timekeeper :
-------------------	--	--------------

BMCRC - MRO Championships 2019 - Rnd 9 @ Brands Hatch Indy

BMCRC Thunderbike Sport

RACE 1 - Groups A & B - STATISTICS

CLASS : A

15 Starters

Fastest Lap History

NO	NAME	LAP TIME	TIME OF DAY	LAP	VEHICLE
47	Thomas WATSON	55.603	11:33:03.384	2	Yamaha R6
47	Thomas WATSON	55.211	11:33:58.595	3	Yamaha R6

Leader History

NO	NAME	FROM LAP	LAPS LED	DISTANCE	VEHICLE
90	Edward WATSON	1	1	1.20 miles	Yamaha R6
47	Thomas WATSON	2	6	7.24 miles	Yamaha R6
960	Dan HARRIS	8	1	1.20 miles	Suzuki SV650

Weather / Track : Cloudy / Wet

These results are provisional until the conclusion of any judicial and technical matters.

Brands Hatch Indy

Circuit Length = 1.2079 miles

Start: 11:31 Flag 11:38 End: 11:39

Clerk Of Course :

Timekeeper :

BMCRC - MRO Championships 2019 - Rnd 9 @ Brands Hatch Indy

BMCRC Thunderbike Sport

RACE 1 - Groups A & B - STATISTICS

CLASS : B

15 Starters

Fastest Lap History

NO	NAME	LAP TIME	TIME OF DAY	LAP	VEHICLE
17	Tommy DOWNES	57.816	11:33:06.983	2	Suzuki SV650
17	Tommy DOWNES	57.809	11:35:02.776	4	Suzuki SV650
104	Alex ROBINSON	55.490	11:35:03.944	4	Honda CBR600RR
104	Alex ROBINSON	55.376	11:37:51.103	7	Honda CBR600RR

Leader History

NO	NAME	FROM LAP	LAPS LED	DISTANCE	VEHICLE
17	Tommy DOWNES	1	4	4.83 miles	Suzuki SV650
104	Alex ROBINSON	5	4	4.83 miles	Honda CBR600RR

Weather / Track : Cloudy / Wet

These results are provisional until the conclusion of any judicial and technical matters.

Brands Hatch Indy

Circuit Length = 1.2079 miles

Start: 11:31 Flag 11:38 End: 11:39

Clerk Of Course :

Timekeeper :

BMCRC - MRO Championships 2019 - Rnd 9 @ Brands Hatch Indy



BMCRC Thunderbike Sport

RACE 9 - Groups B & C - CLASSIFICATION

POS	NO	CL	PIC NAME	ENTRY	LAPS	TIME	GAP	DIFF	MPH	BEST	ON
1	961	C	1 Jack SIM	Yamaha R6 - Platform Lift Engineers Ltd	12	10:24.474			83.56	50.818	4
2	54	C	2 Adam JAMISON	Yamaha R6 - AJ Racing	12	10:37.307	12.833	12.833	81.88	51.989	12
3	48	C	3 Shaun WALLIS	Yamaha R6 - Watling Tyres	12	10:46.283	21.809	8.976	80.74	52.752	3
4	104	B	1 Alex ROBINSON	Honda CBR600RR - Boa	12	10:46.450	21.976	0.167	80.72	52.604	12
5	17	B	2 Tommy DOWNES	Suzuki SV650 - Ray Gnarley/ MoreMoto	12	11:02.218	37.744	15.768	78.80	53.759	9
6	45	C	4 Tom STEVENS	Suzuki SV650 -	12	11:02.317	37.843	0.099	78.78	53.706	12
7	624	B	3 Matthew FEDRICK	Yamaha R6 - Matthew Fedrick farriers ltd	12	11:02.463	37.989	0.146	78.77	53.148	12
8	93	C	5 Jack WALLIS	Yamaha R6 - Watling Tyres RimTec	12	11:09.588	45.114	7.125	77.93	54.398	2
9	46	C	6 Jeff MORRIS	Suzuki SV650 -	12	11:11.779	47.305	2.191	77.67	54.785	3
10	72	C	7 Kevin MILLER	Honda CBR600RR - Mechanical Air Supplies Ltd	12	11:15.420	50.946	3.641	77.26	54.813	11
11	85	C	8 Andrew KITE	Ducati 749 - Red Rebel Racing	12	11:17.483	53.009	2.063	77.02	54.317	12
12	373	B	4 Robert PRICE	Suzuki GSXR -	11	10:28.780	1 Lap	1 Lap	76.07	54.945	10
13	53	B	5 Tim BANWELL	Yamaha R6 -	11	10:31.423	1 Lap	2.643	75.75	55.663	10
14	240	B	6 Mark KAVANAGH	Honda CBR600RR -	11	10:32.470	1 Lap	1.047	75.63	55.790	6
15	33	B	7 Peter PARAPANOS	Honda CBR600RR -	11	10:32.601	1 Lap	0.131	75.61	55.239	10
16	187	B	8 David TREVEIL	Yamaha YZF R6 -	11	10:32.950	1 Lap	0.349	75.57	55.309	10
17	40	B	9 Simon WILKINSON	Suzuki SV650 - S P Wilkinson Engineering Ltd	11	10:50.144	1 Lap	17.194	73.57	57.343	11
18	0	C	9 Luke STANLEY	Suzuki SV650 - Urban Race Tribe	11	10:50.748	1 Lap	0.604	73.50	57.819	4
19	143	C	10 Robert DAVIE	Suzuki SV650 -	11	10:57.784	1 Lap	7.036	72.72	58.298	10
20	526	B	10 Michael ARMANI	Honda CBR600 -	11	11:17.154	1 Lap	19.370	70.64	59.886	7
21	101	B	11 Glen TRIPP	Honda CBR 600FW - yaki too racing any help would	11	11:17.373	1 Lap	0.219	70.61	59.047	11
22	196	B	12 Emma PETERSON	Yamaha R6 - Plus racing gear, Helmet city Chichester	10	10:31.602	2 Laps	1 Lap	68.85	1:00.156	6
23	124	B	13 Sylvie BOTQUELEN	Suzuki GSXR 600 -	10	10:32.818	2 Laps	1.216	68.71	1:01.035	6
24	70	B	14 Vanessa GILLAM	Suzuki SV650 - No More Straps	10	11:01.492	2 Laps	28.674	65.73	1:03.284	9

NOT CLASSIFIED

DNF 20 C Connor SWYER Kawasaki ZXR 400 - WSC Performace & Owkay clo 0

FASTEST LAP

961	C	Jack SIM	Yamaha R6 - Platform Lift Engineers Ltd	4	50.818	85.57 mph	137.71 kph
104	B	Alex ROBINSON	Honda CBR600RR - Boa	12	52.604	82.66 mph	133.03 kph

Class C - 92.5% of Race Speed = 77.29 mph

Class B - 92.5% of Race Speed = 74.66 mph

Brands Hatch Indy
Circuit Length = 1.2079 miles
Start: 13:52 Flag 14:02 End: 14:03

Weather / Track : Cloudy / Drying

These results are provisional until the conclusion of any judicial and technical matters.

Clerk Of Course :	Steward :	Timekeeper :
-------------------	-----------	--------------

Results can be found at www.tsl-timing.com

Printed - 14:04 Sunday, 06 October 2019



BMCRC - MRO Championships 2019 - Rnd 9 @ Brands Hatch Indy

BMCRC Thunderbike Sport

RACE 9 - Groups B & C - LAP CHART

LAP 1 @ 13:53:00.952

NO	BEHIND	LAP TIME
961		57.184
54	1.701	58.885
48	3.892	1:01.076
93	4.003	1:01.187
104	4.425	1:01.609
17	4.570	1:01.754
45	5.209	1:02.393
46	6.037	1:03.221
72	6.623	1:03.807
240	7.234	1:04.418
624	7.337	1:04.521
85	8.215	1:05.399
373	9.536	1:06.720
53	10.010	1:07.194
33	10.361	1:07.545
0	10.438	1:07.622
187	10.896	1:08.080
40	11.721	1:08.905
143	13.400	1:10.584
526	13.651	1:10.835
101	13.908	1:11.092
196	16.281	1:13.465
70	18.270	1:15.454
124	18.486	1:15.670

LAP 2 @ 13:53:52.325

NO	BEHIND	LAP TIME
961		51.373
54	3.288	52.960
48	6.236	53.717
93	7.028	54.398
104	7.380	54.328
17	7.593	54.396
45	9.074	55.238
46	9.946	55.282
624	10.900	54.936
72	10.925	55.675
240	13.077	57.216
85	13.314	56.472
373	15.376	57.213
33	15.840	56.852
53	16.272	57.635
187	17.716	58.193
0	17.747	58.682
40	19.057	58.709
143	20.770	58.743
526	23.477	1:01.199
101	23.806	1:01.271
196	28.046	1:03.138
124	29.967	1:02.854
70	32.079	1:05.182

LAP 3 @ 13:54:43.579

NO	BEHIND	LAP TIME
961		51.254
54	4.469	52.435
48	7.734	52.752
104	9.376	53.250
93	10.554	54.780
17	11.145	54.806
45	12.854	55.034

Weather / Track : Cloudy / Drying

46	13.477	54.785
624	14.266	54.620
72	16.163	56.492
240	18.933	57.110
85	19.345	57.285
373	21.176	57.054
33	21.662	57.076
53	21.955	56.937
187	23.285	56.823
0	24.948	58.455
40	26.061	58.258
143	28.215	58.699
526	33.633	1:01.410
101	33.825	1:01.273
196	38.744	1:01.952
124	40.350	1:01.637
70	46.284	1:05.459

LAP 4 @ 13:55:34.397

NO	BEHIND	LAP TIME
961		50.818
54	6.255	52.604
48	9.913	52.997
104	11.472	52.914
93	15.637	55.901
17	16.096	55.769
45	16.365	54.329
46	17.784	55.125
624	17.894	54.446
72	21.005	55.660
240	24.801	56.686
85	25.039	56.512
373	26.487	56.129
53	28.026	56.889
33	29.348	58.504
187	29.563	57.096
0	31.949	57.819
40	33.233	57.990
143	36.026	58.629
526	43.998	1:01.183
101	44.487	1:01.480
196	49.667	1:01.741

LAP 5 @ 13:56:25.478

NO	BEHIND	LAP TIME
961		51.081
124	1 Lap	1:02.423
54	8.008	52.834
70	1 Lap	1:06.909
48	11.924	53.092
104	13.107	52.716
17	20.155	55.140
93	20.566	56.010
45	20.720	55.436
624	21.200	54.387
46	22.049	55.346
72	25.577	55.653
240	30.159	56.439
85	30.495	56.537
373	31.573	56.167
53	33.581	56.636
33	34.701	56.434
187	35.117	56.635
0	39.097	58.229

40	40.611	58.459
143	43.644	58.699

LAP 6 @ 13:57:17.131

NO	BEHIND	LAP TIME
961		51.653
526	1 Lap	1:00.757
101	1 Lap	1:01.233
54	9.785	53.430
124	1 Lap	1:01.262
196	1 Lap	1:05.170
48	13.558	53.287
104	14.561	53.107
17	22.945	54.443
45	23.798	54.731
93	24.794	55.881
624	24.952	55.405
46	25.655	55.259
70	1 Lap	1:06.129
72	29.233	55.309
240	34.296	55.790
85	34.489	55.647
373	35.303	55.383
53	37.902	55.974
33	39.411	56.363
187	39.724	56.260
0	45.777	58.333
40	47.040	58.082
143	50.468	58.477

LAP 7 @ 13:58:08.033

NO	BEHIND	LAP TIME
961		50.902
54	11.230	52.347
526	1 Lap	1:00.290
101	1 Lap	1:00.510
48	15.944	53.288
104	16.816	53.157
124	1 Lap	1:01.035
196	1 Lap	1:00.156
17	26.338	54.295
45	26.728	53.832
624	28.884	54.834
93	29.403	55.511
46	30.044	55.291
72	33.767	55.436
85	39.420	55.833
70	1 Lap	1:04.834
240	40.316	56.922
373	40.503	56.102
53	42.811	55.811
33	44.196	55.687
187	44.483	55.661

LAP 8 @ 13:58:59.319

NO	BEHIND	LAP TIME
961		51.286
0	1 Lap	57.930
40	1 Lap	57.500
143	1 Lap	58.686
54	12.101	52.157
48	17.533	52.875
104	18.823	53.293

526	1 Lap	59.886
101	1 Lap	1:00.861
17	29.906	54.854
196	1 Lap	1:00.633
45	30.964	55.522
624	32.065	54.467
124	1 Lap	1:02.764
93	33.107	54.990
46	34.270	55.512
72	38.286	55.805
85	42.818	54.684
240	46.130	57.100
373	46.179	56.962
53	47.912	56.387
33	49.970	57.060
187	50.184	56.987

LAP 9 @ 13:59:51.486

NO	BEHIND	LAP TIME
961		52.167
70	2 Laps	1:05.791
0	1 Lap	58.258
40	1 Lap	57.549
54	12.521	52.587
143	1 Lap	59.053
48	18.521	53.155
104	19.436	52.780
526	1 Lap	1:00.392
101	1 Lap	1:00.990
17	31.498	53.759
45	32.778	53.981
624	34.172	54.274
93	36.425	55.485
46	37.883	55.780
196	1 Lap	1:02.879
72	41.630	55.511
124	1 Lap	1:02.701
85	45.508	54.857
373	50.169	56.157
240	51.542	57.579
53	51.716	55.971

LAP 10 @ 14:00:43.443

NO	BEHIND	LAP TIME
961		51.957
33	1 Lap	55.928
187	1 Lap	56.124
54	13.193	52.629
0	1 Lap	58.843
40	1 Lap	58.973
70	2 Laps	1:04.924
48	19.943	53.379
104	20.159	52.680
143	1 Lap	58.962
17	33.959	54.418
45	35.199	54.378
624	36.131	53.916
526	1 Lap	1:01.132
101	1 Lap	59.748
93	38.958	54.490
46	40.838	54.912
72	45.288	55.615
85	48.947	55.396
196	1 Lap	1:01.676

LAP 11 @ 14:01:35.793

NO	BEHIND	LAP TIME
961		52.350
373	1 Lap	54.945
53	1 Lap	55.663
240	1 Lap	56.478
33	1 Lap	55.239
187	1 Lap	55.309
54	13.293	52.450
0	1 Lap	58.525
40	1 Lap	58.376
48	21.073	53.480
104	21.821	54.012
70	2 Laps	1:03.284
143	1 Lap	58.298
17	35.850	54.241
45	36.586	53.737
624	37.290	53.509
93	41.690	55.082
46	44.383	55.895
526	1 Lap	1:00.098
101	1 Lap	59.868
72	47.751	54.813
85	51.141	54.544

LAP 12 @ 14:02:28.242

NO	BEHIND	LAP TIME
961		52.449
373	1 Lap	55.948
53	1 Lap	56.326
196	2 Laps	1:00.792
240	1 Lap	56.732
33	1 Lap	55.913
124	2 Laps	1:01.119
187	1 Lap	55.782
54	12.833	51.989
48	21.809	53.185
104	21.976	52.604
40	1 Lap	57.343
0	1 Lap	58.052
143	1 Lap	58.954
70	2 Laps	1:03.526
17	37.744	54.343
45	37.843	53.706
624	37.989	53.148
93	45.114	55.873
46	47.305	55.371
72	50.946	55.644
526	1 Lap	59.972
101	1 Lap	59.047
85	53.009	54.317

Brands Hatch Indy

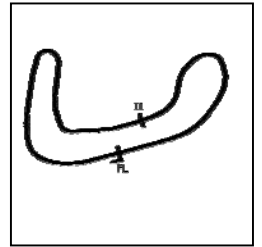
Circuit Length = 1.2079 miles

Start: 13:52 Flag 14:02 End: 14:03

BMCRC - MRO Championships 2019 - Rnd 9 @ Brands Hatch Indy

BMCRC Thunderbike Sport

RACE 9 - Groups B & C - SECTOR ANALYSIS



SECTOR 1 = FL to I1, SECTOR 2 = I1 to FL, DIFF = Difference To Personal Best Lap, P = Crossed Finish Line in Pit Lane, D = Time Disallowed

P1 961 C Jack SIM			Yamaha R6 - Platform Lift Engineers Ltd			
IDEAL LAP TIME : 50.700		BEST LAP TIME : 50.818	DIFFERENCE : 0.118			
LAP	SECTOR 1	SECTOR 2	LAP TIME	MPH	DIFF	TIME OF DAY
1 -		20.660	57.184	76.04	6.366	13:53:00.952
2 -	30.849	20.524	51.373	84.64	0.555	13:53:52.325
3 -	30.696	20.558	51.254	84.84	0.436	13:54:43.579
4 -	30.294	20.524	50.818 (1)	85.57		13:55:34.397
5 -	30.544	20.537	51.081 (3)	85.13	0.263	13:56:25.478
6 -	30.757	20.896	51.653	84.18	0.835	13:57:17.131
7 -	30.496	20.406	50.902 (2)	85.43	0.084	13:58:08.033
8 -	30.483	20.803	51.286	84.79	0.468	13:58:59.319
9 -	30.767	21.400	52.167	83.35	1.349	13:59:51.486
10 -	31.185	20.772	51.957	83.69	1.139	14:00:43.443
11 -	31.491	20.859	52.350	83.06	1.532	14:01:35.793
12 -	31.082	21.367	52.449	82.91	1.631	14:02:28.242

P2 54 C Adam JAMISON			Yamaha R6 - AJ Racing			
IDEAL LAP TIME : 51.884		BEST LAP TIME : 51.989	DIFFERENCE : 0.105			
LAP	SECTOR 1	SECTOR 2	LAP TIME	MPH	DIFF	TIME OF DAY
1 -		21.005	58.885	73.84	6.896	13:53:02.653
2 -	32.075	20.885	52.960	82.11	0.971	13:53:55.613
3 -	31.562	20.873	52.435	82.93	0.446	13:54:48.048
4 -	31.537	21.067	52.604	82.66	0.615	13:55:40.652
5 -	31.507	21.327	52.834	82.30	0.845	13:56:33.486
6 -	31.548	21.882	53.430	81.38	1.441	13:57:26.916
7 -	31.361	20.986	52.347 (3)	83.07	0.358	13:58:19.263
8 -	31.378	20.779	52.157 (2)	83.37	0.168	13:59:11.420
9 -	31.300	21.287	52.587	82.69	0.598	14:00:04.007
10 -	31.285	21.344	52.629	82.62	0.640	14:00:56.636
11 -	31.498	20.952	52.450	82.90	0.461	14:01:49.086
12 -	31.105	20.884	51.989 (1)	83.64		14:02:41.075

P3 48 C Shaun WALLIS			Yamaha R6 - Watling Tyres			
IDEAL LAP TIME : 52.611		BEST LAP TIME : 52.752	DIFFERENCE : 0.141			
LAP	SECTOR 1	SECTOR 2	LAP TIME	MPH	DIFF	TIME OF DAY
1 -		21.699	1:01.076	71.19	8.324	13:53:04.844
2 -	32.402	21.315	53.717	80.95	0.965	13:53:58.561
3 -	31.632	21.120	52.752 (1)	82.43		13:54:51.313
4 -	31.761	21.236	52.997 (3)	82.05	0.245	13:55:44.310
5 -	31.919	21.173	53.092	81.90	0.340	13:56:37.402
6 -	32.096	21.191	53.287	81.60	0.535	13:57:30.689
7 -	32.163	21.125	53.288	81.60	0.536	13:58:23.977
8 -	31.691	21.184	52.875 (2)	82.24	0.123	13:59:16.852
9 -	31.950	21.205	53.155	81.80	0.403	14:00:10.007
10 -	31.961	21.418	53.379	81.46	0.627	14:01:03.386
11 -	32.501	20.979	53.480	81.31	0.728	14:01:56.866
12 -	32.053	21.132	53.185	81.76	0.433	14:02:50.051

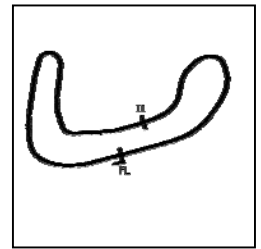
Weather / Track : Cloudy / Drying

Brands Hatch Indy
Circuit Length = 1.2079 miles
Start: 13:52 Flag 14:02 End: 14:03

BMCRC - MRO Championships 2019 - Rnd 9 @ Brands Hatch Indy

BMCRC Thunderbike Sport

RACE 9 - Groups B & C - SECTOR ANALYSIS



SECTOR 1 = FL to I1, SECTOR 2 = I1 to FL, DIFF = Difference To Personal Best Lap, P = Crossed Finish Line in Pit Lane, D = Time Disallowed

P4 104 B Alex ROBINSON			Honda CBR600RR - Boa			
IDEAL LAP TIME : 52.427		BEST LAP TIME : 52.604	DIFFERENCE : 0.177			
LAP	SECTOR 1	SECTOR 2	LAP TIME	MPH	DIFF	TIME OF DAY
1 -		21.866	1:01.609	70.58	9.005	13:53:05.377
2 -	33.358	20.970	54.328	80.04	1.724	13:53:59.705
3 -	32.072	21.178	53.250	81.66	0.646	13:54:52.955
4 -	32.035	20.879	52.914	82.18	0.310	13:55:45.869
5 -	31.821	20.895	52.716 (3)	82.49	0.112	13:56:38.585
6 -	32.272	20.835	53.107	81.88	0.503	13:57:31.692
7 -	32.288	20.869	53.157	81.80	0.553	13:58:24.849
8 -	32.296	20.997	53.293	81.59	0.689	13:59:18.142
9 -	31.941	20.839	52.780	82.39	0.176	14:00:10.922
10 -	31.592	21.088	52.680 (2)	82.54	0.076	14:01:03.602
11 -	32.672	21.340	54.012	80.51	1.408	14:01:57.614
12 -	31.719	20.885	52.604 (1)	82.66		14:02:50.218

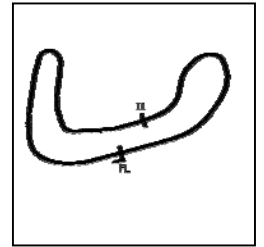
P5 17 B Tommy DOWNES			Suzuki SV650 - Ray Gnarley/ MoreMoto			
IDEAL LAP TIME : 53.720		BEST LAP TIME : 53.759	DIFFERENCE : 0.039			
LAP	SECTOR 1	SECTOR 2	LAP TIME	MPH	DIFF	TIME OF DAY
1 -		22.228	1:01.754	70.41	7.995	13:53:05.522
2 -	32.694	21.702	54.396	79.94	0.637	13:53:59.918
3 -	33.114	21.692	54.806	79.34	1.047	13:54:54.724
4 -	33.224	22.545	55.769	77.97	2.010	13:55:50.493
5 -	33.567	21.573	55.140	78.86	1.381	13:56:45.633
6 -	32.273	22.170	54.443	79.87	0.684	13:57:40.076
7 -	32.350	21.945	54.295 (3)	80.09	0.536	13:58:34.371
8 -	32.473	22.381	54.854	79.27	1.095	13:59:29.225
9 -	32.147	21.612	53.759 (1)	80.89		14:00:22.984
10 -	32.707	21.711	54.418	79.91	0.659	14:01:17.402
11 -	32.503	21.738	54.241 (2)	80.17	0.482	14:02:11.643
12 -	32.443	21.900	54.343	80.02	0.584	14:03:05.986

P6 45 C Tom STEVENS			Suzuki SV650 -			
IDEAL LAP TIME : 53.480		BEST LAP TIME : 53.706	DIFFERENCE : 0.226			
LAP	SECTOR 1	SECTOR 2	LAP TIME	MPH	DIFF	TIME OF DAY
1 -		21.948	1:02.393	69.69	8.687	13:53:06.161
2 -	33.432	21.806	55.238	78.72	1.532	13:54:01.399
3 -	33.185	21.849	55.034	79.01	1.328	13:54:56.433
4 -	32.618	21.711	54.329	80.04	0.623	13:55:50.762
5 -	33.482	21.954	55.436	78.44	1.730	13:56:46.198
6 -	32.978	21.753	54.731	79.45	1.025	13:57:40.929
7 -	32.463	21.369	53.832 (3)	80.78	0.126	13:58:34.761
8 -	32.534	22.988	55.522	78.32	1.816	13:59:30.283
9 -	32.267	21.714	53.981	80.55	0.275	14:00:24.264
10 -	32.524	21.854	54.378	79.96	0.672	14:01:18.642
11 -	32.484	21.253	53.737 (2)	80.92	0.031	14:02:12.379
12 -	32.493	21.213	53.706 (1)	80.97		14:03:06.085

BMCRC - MRO Championships 2019 - Rnd 9 @ Brands Hatch Indy

BMCRC Thunderbike Sport

RACE 9 - Groups B & C - SECTOR ANALYSIS



SECTOR 1 = FL to I1, SECTOR 2 = I1 to FL, DIFF = Difference To Personal Best Lap, P = Crossed Finish Line in Pit Lane, D = Time Disallowed

P7 624 B Matthew FEDRICK			Yamaha R6 - Matthew Fedrick farriers ltd			
IDEAL LAP TIME : 53.148		BEST LAP TIME : 53.148	DIFFERENCE : 0.000			
LAP	SECTOR 1	SECTOR 2	LAP TIME	MPH	DIFF	TIME OF DAY
1 -		22.110	1:04.521	67.39	11.373	13:53:08.289
2 -	33.263	21.673	54.936	79.15	1.788	13:54:03.225
3 -	32.900	21.720	54.620	79.61	1.472	13:54:57.845
4 -	32.759	21.687	54.446	79.87	1.298	13:55:52.291
5 -	32.865	21.522	54.387	79.95	1.239	13:56:46.678
6 -	33.582	21.823	55.405	78.48	2.257	13:57:42.083
7 -	33.302	21.532	54.834	79.30	1.686	13:58:36.917
8 -	32.807	21.660	54.467	79.83	1.319	13:59:31.384
9 -	32.626	21.648	54.274	80.12	1.126	14:00:25.658
10 -	32.273	21.643	53.916 (3)	80.65	0.768	14:01:19.574
11 -	32.235	21.274	53.509 (2)	81.26	0.361	14:02:13.083
12 -	32.182	20.966	53.148 (1)	81.82		14:03:06.231

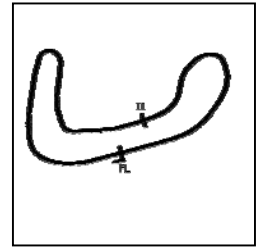
P8 93 C Jack WALLIS			Yamaha R6 - Watling Tyres RimTec			
IDEAL LAP TIME : 54.285		BEST LAP TIME : 54.398	DIFFERENCE : 0.113			
LAP	SECTOR 1	SECTOR 2	LAP TIME	MPH	DIFF	TIME OF DAY
1 -		22.046	1:01.187	71.06	6.789	13:53:04.955
2 -	32.854	21.544	54.398 (1)	79.94		13:53:59.353
3 -	33.186	21.594	54.780 (3)	79.38	0.382	13:54:54.133
4 -	33.674	22.227	55.901	77.79	1.503	13:55:50.034
5 -	33.511	22.499	56.010	77.63	1.612	13:56:46.044
6 -	33.928	21.953	55.881	77.81	1.483	13:57:41.925
7 -	33.501	22.010	55.511	78.33	1.113	13:58:37.436
8 -	33.218	21.772	54.990	79.07	0.592	13:59:32.426
9 -	33.542	21.943	55.485	78.37	1.087	14:00:27.911
10 -	32.741	21.749	54.490 (2)	79.80	0.092	14:01:22.401
11 -	33.035	22.047	55.082	78.94	0.684	14:02:17.483
12 -	33.498	22.375	55.873	77.83	1.475	14:03:13.356

P9 46 C Jeff MORRIS			Suzuki SV650 -			
IDEAL LAP TIME : 54.610		BEST LAP TIME : 54.785	DIFFERENCE : 0.175			
LAP	SECTOR 1	SECTOR 2	LAP TIME	MPH	DIFF	TIME OF DAY
1 -		22.191	1:03.221	68.78	8.436	13:53:06.989
2 -	33.554	21.728	55.282	78.66	0.497	13:54:02.271
3 -	33.056	21.729	54.785 (1)	79.37		13:54:57.056
4 -	32.882	22.243	55.125 (3)	78.88	0.340	13:55:52.181
5 -	33.495	21.851	55.346	78.57	0.561	13:56:47.527
6 -	33.249	22.010	55.259	78.69	0.474	13:57:42.786
7 -	33.258	22.033	55.291	78.64	0.506	13:58:38.077
8 -	33.325	22.187	55.512	78.33	0.727	13:59:33.589
9 -	33.722	22.058	55.780	77.95	0.995	14:00:29.369
10 -	33.168	21.744	54.912 (2)	79.19	0.127	14:01:24.281
11 -	33.684	22.211	55.895	77.79	1.110	14:02:20.176
12 -	32.923	22.448	55.371	78.53	0.586	14:03:15.547

BMCRC - MRO Championships 2019 - Rnd 9 @ Brands Hatch Indy

BMCRC Thunderbike Sport

RACE 9 - Groups B & C - SECTOR ANALYSIS



SECTOR 1 = FL to I1, SECTOR 2 = I1 to FL, DIFF = Difference To Personal Best Lap, P = Crossed Finish Line in Pit Lane, D = Time Disallowed

P10 72 C		Kevin MILLER		Honda CBR600RR - Mechanical Air Supplies Ltd		
IDEAL LAP TIME : 54.791		BEST LAP TIME : 54.813		DIFFERENCE : 0.022		
LAP	SECTOR 1	SECTOR 2	LAP TIME	MPH	DIFF	TIME OF DAY
1 -		22.085	1:03.807	68.15	8.994	13:53:07.575
2 -	33.653	22.022	55.675	78.10	0.862	13:54:03.250
3 -	34.388	22.104	56.492	76.97	1.679	13:54:59.742
4 -	33.366	22.294	55.660	78.12	0.847	13:55:55.402
5 -	33.521	22.132	55.653	78.13	0.840	13:56:51.055
6 -	33.132	22.177	55.309 (2)	78.62	0.496	13:57:46.364
7 -	33.351	22.085	55.436 (3)	78.44	0.623	13:58:41.800
8 -	33.589	22.216	55.805	77.92	0.992	13:59:37.605
9 -	33.385	22.126	55.511	78.33	0.698	14:00:33.116
10 -	33.488	22.127	55.615	78.19	0.802	14:01:28.731
11 -	33.154	21.659	54.813 (1)	79.33		14:02:23.544
12 -	33.638	22.006	55.644	78.15	0.831	14:03:19.188

P11 85 C		Andrew KITE		Ducati 749 - Red Rebel Racing		
IDEAL LAP TIME : 54.317		BEST LAP TIME : 54.317		DIFFERENCE : 0.000		
LAP	SECTOR 1	SECTOR 2	LAP TIME	MPH	DIFF	TIME OF DAY
1 -		22.743	1:05.399	66.49	11.082	13:53:09.167
2 -	33.991	22.481	56.472	77.00	2.155	13:54:05.639
3 -	34.296	22.989	57.285	75.91	2.968	13:55:02.924
4 -	34.038	22.474	56.512	76.95	2.195	13:55:59.436
5 -	33.996	22.541	56.537	76.91	2.220	13:56:55.973
6 -	33.602	22.045	55.647	78.14	1.330	13:57:51.620
7 -	33.950	21.883	55.833	77.88	1.516	13:58:47.453
8 -	32.854	21.830	54.684 (3)	79.52	0.367	13:59:42.137
9 -	32.957	21.900	54.857	79.27	0.540	14:00:36.994
10 -	33.574	21.822	55.396	78.50	1.079	14:01:32.390
11 -	32.870	21.674	54.544 (2)	79.72	0.227	14:02:26.934
12 -	32.762	21.555	54.317 (1)	80.05		14:03:21.251

P12 373 B		Robert PRICE		Suzuki GSXR -		
IDEAL LAP TIME : 54.900		BEST LAP TIME : 54.945		DIFFERENCE : 0.045		
LAP	SECTOR 1	SECTOR 2	LAP TIME	MPH	DIFF	TIME OF DAY
1 -		23.205	1:06.720	65.17	11.775	13:53:10.488
2 -	34.385	22.828	57.213	76.00	2.268	13:54:07.701
3 -	34.089	22.965	57.054	76.21	2.109	13:55:04.755
4 -	33.777	22.352	56.129	77.47	1.184	13:56:00.884
5 -	34.037	22.130	56.167	77.42	1.222	13:56:57.051
6 -	33.402	21.981	55.383 (2)	78.51	0.438	13:57:52.434
7 -	33.682	22.420	56.102	77.51	1.157	13:58:48.536
8 -	34.083	22.879	56.962	76.34	2.017	13:59:45.498
9 -	34.002	22.155	56.157	77.43	1.212	14:00:41.655
10 -	32.919	22.026	54.945 (1)	79.14		14:01:36.600
11 -	33.804	22.144	55.948 (3)	77.72	1.003	14:02:32.548

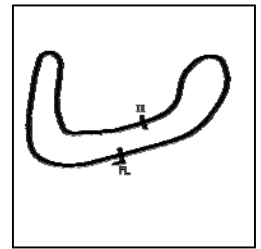
Weather / Track : Cloudy / Drying

Brands Hatch Indy
Circuit Length = 1.2079 miles
Start: 13:52 Flag 14:02 End: 14:03

BMCRC - MRO Championships 2019 - Rnd 9 @ Brands Hatch Indy

BMCRC Thunderbike Sport

RACE 9 - Groups B & C - SECTOR ANALYSIS



SECTOR 1 = FL to I1, SECTOR 2 = I1 to FL, DIFF = Difference To Personal Best Lap, P = Crossed Finish Line in Pit Lane, D = Time Disallowed

P13 53 B Tim BANWELL			Yamaha R6 -			
IDEAL LAP TIME : 55.487		BEST LAP TIME : 55.663	DIFFERENCE : 0.176			
LAP	SECTOR 1	SECTOR 2	LAP TIME	MPH	DIFF	TIME OF DAY
1 -		22.943	1:07.194	64.71	11.531	13:53:10.962
2 -	35.249	22.386	57.635	75.45	1.972	13:54:08.597
3 -	34.742	22.195	56.937	76.37	1.274	13:55:05.534
4 -	34.526	22.363	56.889	76.44	1.226	13:56:02.423
5 -	34.373	22.263	56.636	76.78	0.973	13:56:59.059
6 -	33.793	22.181	55.974	77.68	0.311	13:57:55.033
7 -	33.794	22.017	55.811 (2)	77.91	0.148	13:58:50.844
8 -	34.387	22.000	56.387	77.12	0.724	13:59:47.231
9 -	33.798	22.173	55.971 (3)	77.69	0.308	14:00:43.202
10 -	33.487	22.176	55.663 (1)	78.12		14:01:38.865
11 -	33.765	22.561	56.326	77.20	0.663	14:02:35.191

P14 240 B Mark KAVANAGH			Honda CBR600RR -			
IDEAL LAP TIME : 55.754		BEST LAP TIME : 55.790	DIFFERENCE : 0.036			
LAP	SECTOR 1	SECTOR 2	LAP TIME	MPH	DIFF	TIME OF DAY
1 -		22.521	1:04.418	67.50	8.628	13:53:08.186
2 -	34.513	22.703	57.216	76.00	1.426	13:54:05.402
3 -	34.355	22.755	57.110	76.14	1.320	13:55:02.512
4 -	34.268	22.418	56.686	76.71	0.896	13:55:59.198
5 -	33.982	22.457	56.439 (2)	77.04	0.649	13:56:55.637
6 -	33.379	22.411	55.790 (1)	77.94		13:57:51.427
7 -	34.459	22.463	56.922	76.39	1.132	13:58:48.349
8 -	34.176	22.924	57.100	76.15	1.310	13:59:45.449
9 -	34.981	22.598	57.579	75.52	1.789	14:00:43.028
10 -	34.083	22.395	56.478 (3)	76.99	0.688	14:01:39.506
11 -	33.359	23.373	56.732	76.65	0.942	14:02:36.238

P15 33 B Peter PARAPANOS			Honda CBR600RR -			
IDEAL LAP TIME : 55.239		BEST LAP TIME : 55.239	DIFFERENCE : 0.000			
LAP	SECTOR 1	SECTOR 2	LAP TIME	MPH	DIFF	TIME OF DAY
1 -		23.788	1:07.545	64.37	12.306	13:53:11.313
2 -	34.256	22.596	56.852	76.48	1.613	13:54:08.165
3 -	34.237	22.839	57.076	76.18	1.837	13:55:05.241
4 -	35.876	22.628	58.504	74.33	3.265	13:56:03.745
5 -	33.882	22.552	56.434	77.05	1.195	13:57:00.179
6 -	33.738	22.625	56.363	77.15	1.124	13:57:56.542
7 -	33.445	22.242	55.687 (2)	78.09	0.448	13:58:52.229
8 -	34.578	22.482	57.060	76.21	1.821	13:59:49.289
9 -	33.412	22.516	55.928	77.75	0.689	14:00:45.217
10 -	33.012	22.227	55.239 (1)	78.72		14:01:40.456
11 -	33.154	22.759	55.913 (3)	77.77	0.674	14:02:36.369

P16 187 B David TREVEIL			Yamaha YZF R6 -			
IDEAL LAP TIME : 55.309		BEST LAP TIME : 55.309	DIFFERENCE : 0.000			
LAP	SECTOR 1	SECTOR 2	LAP TIME	MPH	DIFF	TIME OF DAY
1 -		23.446	1:08.080	63.87	12.771	13:53:11.848
2 -	35.197	22.996	58.193	74.72	2.884	13:54:10.041
3 -	34.501	22.322	56.823	76.52	1.514	13:55:06.864
4 -	34.760	22.336	57.096	76.16	1.787	13:56:03.960
5 -	34.523	22.112	56.635	76.78	1.326	13:57:00.595
6 -	34.029	22.231	56.260	77.29	0.951	13:57:56.855
7 -	33.663	21.998	55.661 (2)	78.12	0.352	13:58:52.516
8 -	34.622	22.365	56.987	76.30	1.678	13:59:49.503
9 -	33.908	22.216	56.124	77.48	0.815	14:00:45.627
10 -	33.483	21.826	55.309 (1)	78.62		14:01:40.936
11 -	33.903	21.879	55.782 (3)	77.95	0.473	14:02:36.718

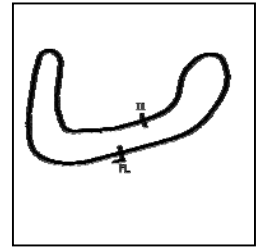
Weather / Track : Cloudy / Drying

Brands Hatch Indy
Circuit Length = 1.2079 miles
Start: 13:52 Flag 14:02 End: 14:03

BMCRC - MRO Championships 2019 - Rnd 9 @ Brands Hatch Indy

BMCRC Thunderbike Sport

RACE 9 - Groups B & C - SECTOR ANALYSIS



SECTOR 1 = FL to I1, SECTOR 2 = I1 to FL, DIFF = Difference To Personal Best Lap, P = Crossed Finish Line in Pit Lane, D = Time Disallowed

P17 40 B		Simon WILKINSON		Suzuki SV650 - S P Wilkinson Engineering Ltd		
IDEAL LAP TIME : 57.170		BEST LAP TIME : 57.343		DIFFERENCE : 0.173		
LAP	SECTOR 1	SECTOR 2	LAP TIME	MPH	DIFF	TIME OF DAY
1 -		23.785	1:08.905	63.10	11.562	13:53:12.673
2 -	35.576	23.133	58.709	74.07	1.366	13:54:11.382
3 -	35.182	23.076	58.258	74.64	0.915	13:55:09.640
4 -	35.184	22.806	57.990	74.98	0.647	13:56:07.630
5 -	35.395	23.064	58.459	74.38	1.116	13:57:06.089
6 -	35.284	22.798	58.082	74.87	0.739	13:58:04.171
7 -	34.542	22.958	57.500 (2)	75.62	0.157	13:59:01.671
8 -	34.423	23.126	57.549 (3)	75.56	0.206	13:59:59.220
9 -	35.197	23.776	58.973	73.73	1.630	14:00:58.193
10 -	35.348	23.028	58.376	74.49	1.033	14:01:56.569
11 -	34.596	22.747	57.343 (1)	75.83		14:02:53.912

P18 0 C		Luke STANLEY		Suzuki SV650 - Urban Race Tribe		
IDEAL LAP TIME : 57.796		BEST LAP TIME : 57.819		DIFFERENCE : 0.023		
LAP	SECTOR 1	SECTOR 2	LAP TIME	MPH	DIFF	TIME OF DAY
1 -		23.934	1:07.622	64.30	9.803	13:53:11.390
2 -	35.539	23.143	58.682	74.10	0.863	13:54:10.072
3 -	35.319	23.136	58.455	74.39	0.636	13:55:08.527
4 -	34.756	23.063	57.819 (1)	75.21		13:56:06.346
5 -	35.147	23.082	58.229	74.68	0.410	13:57:04.575
6 -	35.166	23.167	58.333	74.54	0.514	13:58:02.908
7 -	34.839	23.091	57.930 (2)	75.06	0.111	13:59:00.838
8 -	35.079	23.179	58.258	74.64	0.439	13:59:59.096
9 -	35.075	23.768	58.843	73.90	1.024	14:00:57.939
10 -	35.410	23.115	58.525	74.30	0.706	14:01:56.464
11 -	35.012	23.040	58.052 (3)	74.90	0.233	14:02:54.516

P19 143 C		Robert DAVIE		Suzuki SV650 -		
IDEAL LAP TIME : 58.086		BEST LAP TIME : 58.298		DIFFERENCE : 0.212		
LAP	SECTOR 1	SECTOR 2	LAP TIME	MPH	DIFF	TIME OF DAY
1 -		23.611	1:10.584	61.60	12.286	13:53:14.352
2 -	35.435	23.308	58.743	74.02	0.445	13:54:13.095
3 -	35.613	23.086	58.699	74.08	0.401	13:55:11.794
4 -	35.727	22.902	58.629 (3)	74.17	0.331	13:56:10.423
5 -	35.493	23.206	58.699	74.08	0.401	13:57:09.122
6 -	35.184	23.293	58.477 (2)	74.36	0.179	13:58:07.599
7 -	35.546	23.140	58.686	74.09	0.388	13:59:06.285
8 -	35.543	23.510	59.053	73.63	0.755	14:00:05.338
9 -	35.577	23.385	58.962	73.75	0.664	14:01:04.300
10 -	35.391	22.907	58.298 (1)	74.59		14:02:02.598
11 -	35.856	23.098	58.954	73.76	0.656	14:03:01.552

P20 526 B		Michael ARMANI		Honda CBR600 -		
IDEAL LAP TIME : 59.607		BEST LAP TIME : 59.886		DIFFERENCE : 0.279		
LAP	SECTOR 1	SECTOR 2	LAP TIME	MPH	DIFF	TIME OF DAY
1 -		24.929	1:10.835	61.38	10.949	13:53:14.603
2 -	37.201	23.998	1:01.199	71.05	1.313	13:54:15.802
3 -	37.295	24.115	1:01.410	70.81	1.524	13:55:17.212
4 -	36.759	24.424	1:01.183	71.07	1.297	13:56:18.395
5 -	36.638	24.119	1:00.757	71.57	0.871	13:57:19.152
6 -	36.298	23.992	1:00.290	72.12	0.404	13:58:19.442
7 -	36.359	23.527	59.886 (1)	72.61		13:59:19.328
8 -	36.080	24.312	1:00.392	72.00	0.506	14:00:19.720
9 -	36.846	24.286	1:01.132	71.13	1.246	14:01:20.852
10 -	36.151	23.947	1:00.098 (3)	72.35	0.212	14:02:20.950
11 -	36.217	23.755	59.972 (2)	72.51	0.086	14:03:20.922

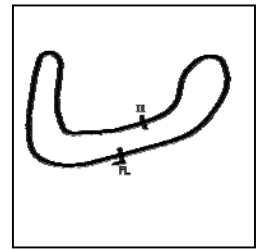
Weather / Track : Cloudy / Drying

Brands Hatch Indy
Circuit Length = 1.2079 miles
Start: 13:52 Flag 14:02 End: 14:03

BMCRC - MRO Championships 2019 - Rnd 9 @ Brands Hatch Indy

BMCRC Thunderbike Sport

RACE 9 - Groups B & C - SECTOR ANALYSIS



SECTOR 1 = FL to I1, SECTOR 2 = I1 to FL, DIFF = Difference To Personal Best Lap, P = Crossed Finish Line in Pit Lane, D = Time Disallowed

P21 101 B Glen TRIPP			Honda CBR 600FW - yaki too racing any help would be great			
IDEAL LAP TIME : 59.047		BEST LAP TIME : 59.047	DIFFERENCE : 0.000			
LAP	SECTOR 1	SECTOR 2	LAP TIME	MPH	DIFF	TIME OF DAY
1 -		24.444	1:11.092	61.16	12.045	13:53:14.860
2 -	37.532	23.739	1:01.271	70.97	2.224	13:54:16.131
3 -	37.429	23.844	1:01.273	70.97	2.226	13:55:17.404
4 -	37.378	24.102	1:01.480	70.73	2.433	13:56:18.884
5 -	37.337	23.896	1:01.233	71.01	2.186	13:57:20.117
6 -	36.566	23.944	1:00.510	71.86	1.463	13:58:20.627
7 -	36.988	23.873	1:00.861	71.45	1.814	13:59:21.488
8 -	37.148	23.842	1:00.990	71.30	1.943	14:00:22.478
9 -	36.596	23.152	59.748 (2)	72.78	0.701	14:01:22.226
10 -	36.496	23.372	59.868 (3)	72.63	0.821	14:02:22.094
11 -	36.240	22.807	59.047 (1)	73.64		14:03:21.141

P22 196 B Emma PETERSON			Yamaha R6 - Plus racing gear, Helmet city Chichester			
IDEAL LAP TIME : 1:00.156		BEST LAP TIME : 1:00.156	DIFFERENCE : 0.000			
LAP	SECTOR 1	SECTOR 2	LAP TIME	MPH	DIFF	TIME OF DAY
1 -		25.084	1:13.465	59.19	13.309	13:53:17.233
2 -	38.725	24.413	1:03.138	68.87	2.982	13:54:20.371
3 -	37.477	24.475	1:01.952	70.19	1.796	13:55:22.323
4 -	37.342	24.399	1:01.741	70.43	1.585	13:56:24.064
5 -	39.821	25.349	1:05.170	66.72	5.014	13:57:29.234
6 -	36.670	23.486	1:00.156 (1)	72.28		13:58:29.390
7 -	36.803	23.830	1:00.633 (2)	71.72	0.477	13:59:30.023
8 -	38.435	24.444	1:02.879	69.15	2.723	14:00:32.902
9 -	37.810	23.866	1:01.676	70.50	1.520	14:01:34.578
10 -	36.866	23.926	1:00.792 (3)	71.53	0.636	14:02:35.370

P23 124 B Sylvie BOTQUELEN			Suzuki GSXR 600 -			
IDEAL LAP TIME : 1:00.383		BEST LAP TIME : 1:01.035	DIFFERENCE : 0.652			
LAP	SECTOR 1	SECTOR 2	LAP TIME	MPH	DIFF	TIME OF DAY
1 -		25.882	1:15.670	57.46	14.635	13:53:19.438
2 -	39.111	23.743	1:02.854	69.18	1.819	13:54:22.292
3 -	36.640	24.997	1:01.637	70.55	0.602	13:55:23.929
4 -	37.699	24.724	1:02.423	69.66	1.388	13:56:26.352
5 -	37.104	24.158	1:01.262 (3)	70.98	0.227	13:57:27.614
6 -	36.763	24.272	1:01.035 (1)	71.24		13:58:28.649
7 -	38.117	24.647	1:02.764	69.28	1.729	13:59:31.413
8 -	37.897	24.804	1:02.701	69.35	1.666	14:00:34.114
9 -	37.047	24.306	1:01.353	70.87	0.318	14:01:35.467
10 -	37.013	24.106	1:01.119 (2)	71.14	0.084	14:02:36.586

P24 70 B Vanessa GILLAM			Suzuki SV650 - No More Straps			
IDEAL LAP TIME : 1:03.028		BEST LAP TIME : 1:03.284	DIFFERENCE : 0.256			
LAP	SECTOR 1	SECTOR 2	LAP TIME	MPH	DIFF	TIME OF DAY
1 -		26.032	1:15.454	57.63	12.170	13:53:19.222
2 -	39.526	25.656	1:05.182	66.71	1.898	13:54:24.404
3 -	39.612	25.847	1:05.459	66.43	2.175	13:55:29.863
4 -	40.669	26.240	1:06.909	64.99	3.625	13:56:36.772
5 -	39.947	26.182	1:06.129	65.75	2.845	13:57:42.901
6 -	39.098	25.736	1:04.834 (3)	67.07	1.550	13:58:47.735
7 -	39.848	25.943	1:05.791	66.09	2.507	13:59:53.526
8 -	39.366	25.558	1:04.924	66.97	1.640	14:00:58.450
9 -	38.180	25.104	1:03.284 (1)	68.71		14:02:01.734
10 -	38.678	24.848	1:03.526 (2)	68.45	0.242	14:03:05.260

Weather / Track : Cloudy / Drying

Brands Hatch Indy
Circuit Length = 1.2079 miles
Start: 13:52 Flag 14:02 End: 14:03

BMCRC - MRO Championships 2019 - Rnd 9 @ Brands Hatch Indy

BMCRC Thunderbike Sport

RACE 9 - Groups B & C - BEST SECTORS

SECTOR 1			SECTOR 2			IDEAL / BEST COMPARISON						
POS	NO	NAME	TIME	NO	NAME	TIME	POS	NO	NAME	IDEAL	BEST	DIFF
									PERFECT LAP	50.700		
1	961	SIM	30.294	961	SIM	20.406	1	961	SIM	50.700	50.818	0.118
2	54	JAMISON	31.105	54	JAMISON	20.779	2	54	JAMISON	51.884	51.989	0.105
3	104	ROBINSON	31.592	104	ROBINSON	20.835	3	104	ROBINSON	52.427	52.604	0.177
4	48	WALLIS	31.632	624	FEDRICK	20.966	4	48	WALLIS	52.611	52.752	0.141
5	17	DOWNES	32.147	48	WALLIS	20.979	5	624	FEDRICK	53.148	53.148	0.000
6	624	FEDRICK	32.182	45	STEVENS	21.213	6	45	STEVENS	53.480	53.706	0.226
7	45	STEVENS	32.267	93	WALLIS	21.544	7	17	DOWNES	53.720	53.759	0.039
8	93	WALLIS	32.741	85	KITE	21.555	8	93	WALLIS	54.285	54.398	0.113
9	85	KITE	32.762	17	DOWNES	21.573	9	85	KITE	54.317	54.317	0.000
10	46	MORRIS	32.882	72	MILLER	21.659	10	46	MORRIS	54.610	54.785	0.175
11	373	PRICE	32.919	46	MORRIS	21.728	11	72	MILLER	54.791	54.813	0.022
12	33	PARAPANOS	33.012	187	TREVEIL	21.826	12	373	PRICE	54.900	54.945	0.045
13	72	MILLER	33.132	373	PRICE	21.981	13	33	PARAPANOS	55.239	55.239	0.000
14	240	KAVANAGH	33.359	53	BANWELL	22.000	14	187	TREVEIL	55.309	55.309	0.000
15	187	TREVEIL	33.483	33	PARAPANOS	22.227	15	53	BANWELL	55.487	55.663	0.176
16	53	BANWELL	33.487	240	KAVANAGH	22.395	16	240	KAVANAGH	55.754	55.790	0.036
17	40	WILKINSON	34.423	40	WILKINSON	22.747	17	40	WILKINSON	57.170	57.343	0.173
18	0	STANLEY	34.756	101	TRIPP	22.807	18	0	STANLEY	57.796	57.819	0.023
19	143	DAVIE	35.184	143	DAVIE	22.902	19	143	DAVIE	58.086	58.298	0.212
20	526	ARMANI	36.080	0	STANLEY	23.040	20	101	TRIPP	59.047	59.047	0.000
21	101	TRIPP	36.240	196	PETERSON	23.486	21	526	ARMANI	59.607	59.886	0.279
22	124	BOTQUELEN	36.640	526	ARMANI	23.527	22	196	PETERSON	1:00.156	1:00.156	0.000
23	196	PETERSON	36.670	124	BOTQUELEN	23.743	23	124	BOTQUELEN	1:00.383	1:01.035	0.652
24	70	GILLAM	38.180	70	GILLAM	24.848	24	70	GILLAM	1:03.028	1:03.284	0.256
25												

Weather / Track : Cloudy / Drying

Results can be found at www.tsl-timing.com

Brands Hatch Indy
Circuit Length = 1.2079 miles
Start: 13:52 Flag 14:02 End: 14:03

Printed - 14:04 Sunday, 06 October 2019

BMCRC - MRO Championships 2019 - Rnd 9 @ Brands Hatch Indy

BMCRC Thunderbike Sport

RACE 9 - Groups B & C - STATISTICS

Competitors Started 24
Planned Start 2019-10-06 @ 12:55:00.000
Actual Start 2019-10-06 @ 13:52:03.767
Finish Time 2019-10-06 @ 14:02:28.241
Track Length 1.2079mi.
Total Laps 272
Total Distance Covered 328.5612mi.

Session Fastest Lap History

NO	CL	NAME	LAP TIME	TIME OF DAY	LAP	VEHICLE
961	C	Jack SIM	51.373	13:53:52.338	2	Yamaha R6
961	C	Jack SIM	51.254	13:54:43.592	3	Yamaha R6
961	C	Jack SIM	50.818	13:55:34.410	4	Yamaha R6

Session Leader History

NO	CL	NAME	FROM LAP	LAPS LED	DISTANCE	VEHICLE
961	C	Jack SIM	1	12	14.49 miles	Yamaha R6

Flag History

TYPE	TIME OF DAY
GREEN	13:52:03.767
FINISH	14:02:28.241

Flag Statistics

TYPE	COUNT	TOTAL LAPS	TOTAL TIME
Green	1	12	11:26.854
Red	0	0	0.000
Safety Car	0	0	0.000
FCY	0	0	0.000

Weather / Track : Cloudy / Drying

These results are provisional until the conclusion of any judicial and technical matters.

Brands Hatch Indy

Circuit Length = 1.2079 miles

Start: 13:52 Flag 14:02 End: 14:03

Clerk Of Course :	Timekeeper :
-------------------	--------------

BMCRC - MRO Championships 2019 - Rnd 9 @ Brands Hatch Indy

BMCRC Thunderbike Sport

RACE 9 - Groups B & C - STATISTICS

CLASS : B

14 Starters

Fastest Lap History

NO	NAME	LAP TIME	TIME OF DAY	LAP	VEHICLE
104	Alex ROBINSON	54.328	13:53:59.728	2	Honda CBR600RR
104	Alex ROBINSON	53.250	13:54:52.978	3	Honda CBR600RR
104	Alex ROBINSON	52.914	13:55:45.893	4	Honda CBR600RR
104	Alex ROBINSON	52.716	13:56:38.609	5	Honda CBR600RR
104	Alex ROBINSON	52.680	14:01:03.626	10	Honda CBR600RR
104	Alex ROBINSON	52.604	14:02:50.242	12	Honda CBR600RR

Leader History

NO	NAME	FROM LAP	LAPS LED	DISTANCE	VEHICLE
104	Alex ROBINSON	1	12	14.49 miles	Honda CBR600RR

Weather / Track : Cloudy / Drying

These results are provisional until the conclusion of any judicial and technical matters.

Brands Hatch Indy

Circuit Length = 1.2079 miles

Start: 13:52 Flag 14:02 End: 14:03

Clerk Of Course :

Timekeeper :

BMCRC - MRO Championships 2019 - Rnd 9 @ Brands Hatch Indy

BMCRC Thunderbike Sport

RACE 9 - Groups B & C - STATISTICS

CLASS : C

10 Starters

Fastest Lap History

NO	NAME	LAP TIME	TIME OF DAY	LAP	VEHICLE
961	Jack SIM	51.373	13:53:52.338	2	Yamaha R6
961	Jack SIM	51.254	13:54:43.592	3	Yamaha R6
961	Jack SIM	50.818	13:55:34.410	4	Yamaha R6

Leader History

NO	NAME	FROM LAP	LAPS LED	DISTANCE	VEHICLE
961	Jack SIM	1	12	14.49 miles	Yamaha R6

Weather / Track : Cloudy / Drying

These results are provisional until the conclusion of any judicial and technical matters.

Brands Hatch Indy

Circuit Length = 1.2079 miles

Start: 13:52 Flag 14:02 End: 14:03

Clerk Of Course :

Timekeeper :

BMCRC - MRO Championships 2019 - Rnd 9 @ Brands Hatch Indy



BMCRC Thunderbike Sport

RACE 14 - Groups A & C - CLASSIFICATION

POS	NO	CL	PIC NAME	ENTRY	LAPS	TIME	GAP	DIFF	MPH	BEST	ON
1	961	C	1 Jack SIM	Yamaha R6 - Platform Lift Engineers Ltd	12	10:17.713			84.47	50.580	8
2	54	C	2 Adam JAMISON	Yamaha R6 - AJ Racing	12	10:32.766	15.053	15.053	82.46	51.836	5
3	47	A	1 Thomas WATSON	Yamaha R6 - Motorsportdays.com TEA Time Racing	12	10:36.235	18.522	3.469	82.01	51.711	3
4	48	C	3 Shaun WALLIS	Yamaha R6 - Watling Tyres	12	10:37.867	20.154	1.632	81.80	51.989	10
5	90	A	2 Edward WATSON	Yamaha R6 - Motorsportdays.com TEA Time Racing	12	10:38.425	20.712	0.558	81.73	51.833	10
6	81	A	3 Malvern MAY	Honda CBR600RR -	12	10:41.977	24.264	3.552	81.28	52.397	6
7	84	A	4 Ricardo BRANCO	Yamaha R6 - IMP Racing	12	10:45.851	28.138	3.874	80.79	52.712	5
8	960	A	5 Dan HARRIS	Suzuki SV650 - HP Racing	12	10:47.100	29.387	1.249	80.64	52.904	7
9	96	A	6 Neil GREGORY	Ducati MONSTER - SNC Scaffolding	12	10:50.104	32.391	3.004	80.26	53.129	12
10	133*	A	7 Carl JOHNSTONE	Suzuki GSXR 600 - EDIasia	12	10:58.086	40.373	7.982	79.29	53.480	10
11	191	A	8 James SEATH	Kawasaki ZX6-RR - Ovenden Earthmoving	12	10:59.958	42.245	1.872	79.07	53.154	8
12	35	A	9 Sam DIGBY-BAKER	Yamaha R6 -	12	11:08.125	50.412	8.167	78.10	54.323	9
13	50	A	10 Paul ROBSON	Yamaha R6 - RBProperty services & Environment L	12	11:08.610	50.897	0.485	78.04	54.038	12
14	72	C	4 Kevin MILLER	Honda CBR600RR - Mechanical Air Supplies Ltd	12	11:09.326	51.613	0.716	77.96	54.451	7
15	93	C	5 Jack WALLIS	Yamaha R6 - Watling Tyres RimTec	11	10:22.667	1 Lap	1 Lap	76.82	52.833	3
16	85	C	6 Andrew KITE	Ducati 749 - Red Rebel Racing	11	10:25.403	1 Lap	2.736	76.48	54.857	9
17	51	A	11 Paul BEESLEY	Yamaha R6 - My Mrs	11	10:30.563	1 Lap	5.160	75.86	55.510	10
18	117	A	12 Jordan HARRIS	Suzuki GSXR 600 - Steve Jordan Motorcycles	11	10:36.433	1 Lap	5.870	75.16	55.889	10
19	22	A	13 Matthew MAY	Honda CBR600F3 - Tliehurst Glass Racing	11	10:38.194	1 Lap	1.761	74.95	56.361	10
20	126	A	14 Damien LECHAUVE	Suzuki SV650 -	11	10:38.376	1 Lap	0.182	74.93	56.014	10
21	0	C	7 Luke STANLEY	Suzuki SV650 - Urban Race Tribe	11	10:38.854	1 Lap	0.478	74.87	56.287	11
22	143	C	8 Robert DAVIE	Suzuki SV650 -	11	10:58.259	1 Lap	19.405	72.66	58.266	11
23	131	A	15 Christopher EVANS	Suzuki SV650 - C.E PHYSIO	11	11:04.791	1 Lap	6.532	71.95	57.934	11
24	16	A	16 Geoff LANSDELL	Suzuki GSXR - EPG Domestic	10	10:19.796	2 Laps	1 Lap	70.16	1:00.558	3

FASTEST LAP

961	C	Jack SIM	Yamaha R6 - Platform Lift Engineers Ltd	8	50.580	85.97 mph	138.36 kph
47	A	Thomas WATSON	Yamaha R6 - Motorsportdays.com TEA Time Racing	3	51.711	84.09 mph	135.33 kph

*Bike 133 - No working transponder
 Class C - 92.5% of Race Speed = 78.13 mph
 Class A - 92.5% of Race Speed = 75.85 mph

Weather / Track : Cloudy / Dry

These results are provisional until the conclusion of any judicial and technical matters.

Brands Hatch Indy

Circuit Length = 1.2079 miles

Start: 15:24 Flag 15:34 End: 15:35

Clerk Of Course :	Steward :	Timekeeper :
-------------------	-----------	--------------

Results can be found at www.tsl-timing.com

Printed - 15:35 Sunday, 06 October 2019



BMCRC - MRO Championships 2019 - Rnd 9 @ Brands Hatch Indy

BMCRC Thunderbike Sport

RACE 14 - Groups A & C - LAP CHART

LAP 1 @ 15:25:13.568

NO	BEHIND	LAP TIME
961		56.864
48	1.807	58.671
54	1.828	58.692
93	2.817	59.681
47	3.068	59.932
81	3.266	1:00.130
90	3.611	1:00.475
84	4.294	1:01.158
960	4.965	1:01.829
96	5.349	1:02.213
72	5.916	1:02.780
50	6.251	1:03.115
133	6.445	1:03.309
35	7.556	1:04.420
117	8.944	1:05.808
191	9.400	1:06.264
0	9.774	1:06.638
126	9.930	1:06.794
85	9.939	1:06.803
51	10.138	1:07.002
22	10.420	1:07.284
131	13.263	1:10.127
143	13.399	1:10.263
16	14.514	1:11.378

LAP 2 @ 15:26:04.789

NO	BEHIND	LAP TIME
961		51.221
54	2.988	52.381
48	3.136	52.550
47	4.372	52.525
93	5.085	53.489
81	5.438	53.393
90	5.461	53.071
84	6.099	53.026
960	6.794	53.050
96	7.293	53.165
72	9.949	55.254
50	10.223	55.193
133	10.443	55.219
35	12.167	55.832
191	14.660	56.481
85	15.444	56.726
117	15.800	58.077
126	16.303	57.594
0	16.541	57.988
51	16.566	57.649
22	16.849	57.650
143	21.784	59.606
131	22.591	1:00.549
16	24.223	1:00.930

LAP 3 @ 15:26:55.833

NO	BEHIND	LAP TIME
961		51.044
54	3.854	51.910
48	4.620	52.528
47	5.039	51.711
93	6.874	52.833
81	7.471	53.077
90	7.610	53.193

Weather / Track : Cloudy / Dry

Results can be found at www.tsl-timing.com

84	7.942	52.887
960	8.666	52.916
96	9.539	53.290
72	14.517	55.612
133	14.636	55.237
50	14.646	55.467
35	16.193	55.070
191	17.614	53.998
85	20.622	56.222
117	22.305	57.549
51	22.537	57.015
22	23.177	57.372
126	23.207	57.948
0	24.026	58.529
143	29.188	58.448
131	31.401	59.854
16	33.737	1:00.558

LAP 4 @ 15:27:46.548

NO	BEHIND	LAP TIME
961		50.715
54	5.067	51.928
48	6.785	52.880
47	6.816	52.492
93	9.077	52.918
90	9.411	52.516
81	9.889	53.133
84	10.585	53.358
960	11.141	53.190
96	12.125	53.301
133	17.760	53.839
50	19.260	55.329
72	19.407	55.605
191	20.262	53.363
35	20.289	54.811
85	25.980	56.073
51	27.810	55.988
117	29.347	57.757
22	29.518	57.056
126	30.023	57.531
0	30.151	56.840
143	37.042	58.569
131	40.768	1:00.082
16	43.646	1:00.624

LAP 5 @ 15:28:37.226

NO	BEHIND	LAP TIME
961		50.678
54	6.225	51.836
47	8.455	52.317
48	8.780	52.673
90	11.324	52.591
81	11.786	52.575
84	12.619	52.712
960	13.462	52.999
96	15.091	53.644
133	20.779	53.697
191	23.834	54.250
50	23.859	55.277
72	23.922	55.193
35	24.667	55.056
85	31.962	56.660
51	34.500	57.368
22	36.651	57.811

117	37.260	58.591
0	37.838	58.365
126	38.545	59.200
93	39.246	1:20.847
143	45.814	59.450
131	49.862	59.772

LAP 6 @ 15:29:28.606

NO	BEHIND	LAP TIME
961		51.380
16	1 Lap	1:01.177
54	6.830	51.985
47	9.027	51.952
48	9.508	52.108
90	12.204	52.260
81	12.803	52.397
84	14.204	52.965
960	15.074	52.992
96	17.113	53.402
133	22.945	53.546
191	25.696	53.242
72	27.300	54.758
50	27.593	55.114
35	28.111	54.824
85	36.193	55.611
51	39.469	56.349
22	41.880	56.609
117	43.330	57.450
0	43.576	57.118
93	43.699	55.833
126	43.891	56.726

LAP 7 @ 15:30:19.478

NO	BEHIND	LAP TIME
961		50.872
143	1 Lap	58.907
131	1 Lap	58.966
54	8.726	52.768
47	10.741	52.586
48	11.646	53.010
16	1 Lap	1:00.752
90	13.407	52.075
81	14.464	52.533
84	16.524	53.192
960	17.106	52.904
96	19.725	53.484
133	25.702	53.629
191	28.116	53.292
72	30.879	54.451
35	32.228	54.989
50	32.758	56.037
85	40.947	55.626
51	44.598	56.001
93	46.856	54.029
22	47.875	56.867
117	48.755	56.297
0	49.452	56.748
126	49.978	56.959

LAP 8 @ 15:31:10.058

NO	BEHIND	LAP TIME
961		50.580
54	10.426	52.280

143	1 Lap	58.875
47	13.180	53.019
48	13.953	52.887
90	15.249	52.422
131	1 Lap	59.537
81	16.807	52.923
84	19.849	53.905
960	20.572	54.046
16	1 Lap	1:00.731
96	22.848	53.703
133	29.228	54.106
191	30.690	53.154
72	35.388	55.089
35	36.285	54.637
50	36.905	54.727
85	45.757	55.390
93	49.794	53.518
51	49.987	55.969

LAP 9 @ 15:32:01.501

NO	BEHIND	LAP TIME
961		51.443
22	1 Lap	57.461
117	1 Lap	56.612
126	1 Lap	56.122
0	1 Lap	56.978
54	10.957	51.974
47	14.302	52.565
48	14.819	52.309
90	17.689	53.883
81	17.918	52.554
143	1 Lap	58.888
84	21.779	53.373
960	22.508	53.379
131	1 Lap	59.656
96	24.746	53.341
133	31.893	54.108
16	1 Lap	1:00.939
191	32.437	53.190
72	38.882	54.937
35	39.165	54.323
50	40.040	54.578
85	49.171	54.857

LAP 10 @ 15:32:52.668

NO	BEHIND	LAP TIME
961		51.167
93	1 Lap	52.938
51	1 Lap	56.020
117	1 Lap	56.484
22	1 Lap	56.795
126	1 Lap	57.081
0	1 Lap	56.901
54	11.888	52.098
47	15.421	52.286
48	15.641	51.989
90	18.355	51.833
81	19.616	52.865
84	24.060	53.448
960	24.951	53.610
143	1 Lap	58.404
96	27.709	54.130
131	1 Lap	59.146
133	34.206	53.480

191	34.561	53.291
16	1 Lap	1:01.110
35	42.657	54.659
72	42.870	55.155
50	43.424	54.551

LAP 11 @ 15:33:43.472

NO	BEHIND	LAP TIME
961		50.804
93	1 Lap	53.422
85	1 Lap	55.860
51	1 Lap	55.510
117	1 Lap	55.889
54	13.908	52.824
22	1 Lap	56.361
126	1 Lap	56.014
0	1 Lap	56.462
47	16.771	52.154
48	17.684	52.847
90	19.388	51.837
81	21.517	52.705
84	26.284	53.028
960	27.362	53.215
96	30.207	53.302
143	1 Lap	58.583
133	37.268	53.866
191	39.929	56.172
131	1 Lap	59.168
35	46.682	54.829
72	47.661	55.595
50	47.804	55.184

LAP 12 @ 15:34:34.417

NO	BEHIND	LAP TIME
961		50.945
16	2 Laps	1:01.597
93	1 Lap	53.159
85	1 Lap	55.575
51	1 Lap	55.692
54	15.053	52.090
47	18.522	52.696
117	1 Lap	55.919
48	20.154	53.415
22	1 Lap	56.928
126	1 Lap	56.407
90	20.712	52.269
0	1 Lap	56.287
81	24.264	53.692
84	28.138	52.799
960	29.387	52.970
96	32.391	53.129
133	40.373	54.050
143	1 Lap	58.266
191	42.245	53.261
131	1 Lap	57.934
35	50.412	54.675
50	50.897	54.038
72	51.613	54.897

Brands Hatch Indy

Circuit Length = 1.2079 miles

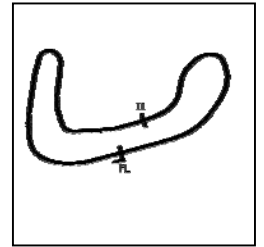
Start: 15:24 Flag 15:34 End: 15:35

Printed - 15:37 Sunday, 06 October 2019

BMCRC - MRO Championships 2019 - Rnd 9 @ Brands Hatch Indy

BMCRC Thunderbike Sport

RACE 14 - Groups A & C - SECTOR ANALYSIS



SECTOR 1 = FL to I1, SECTOR 2 = I1 to FL, DIFF = Difference To Personal Best Lap, P = Crossed Finish Line in Pit Lane, D = Time Disallowed

P1 961 C Jack SIM			Yamaha R6 - Platform Lift Engineers Ltd			
IDEAL LAP TIME : 50.515		BEST LAP TIME : 50.580		DIFFERENCE : 0.065		
LAP	SECTOR 1	SECTOR 2	LAP TIME	MPH	DIFF	TIME OF DAY
1 -		20.766	56.864	76.47	6.284	15:25:13.568
2 -	30.632	20.589	51.221	84.89	0.641	15:26:04.789
3 -	30.501	20.543	51.044	85.19	0.464	15:26:55.833
4 -	30.357	20.358	50.715 (3)	85.74	0.135	15:27:46.548
5 -	30.254	20.424	50.678 (2)	85.80	0.098	15:28:37.226
6 -	30.417	20.963	51.380	84.63	0.800	15:29:28.606
7 -	30.439	20.433	50.872	85.48	0.292	15:30:19.478
8 -	30.157	20.423	50.580 (1)	85.97		15:31:10.058
9 -	30.848	20.595	51.443	84.53	0.863	15:32:01.501
10 -	30.335	20.832	51.167	84.98	0.587	15:32:52.668
11 -	30.296	20.508	50.804	85.59	0.224	15:33:43.472
12 -	30.355	20.590	50.945	85.35	0.365	15:34:34.417

P2 54 C Adam JAMISON			Yamaha R6 - AJ Racing			
IDEAL LAP TIME : 51.766		BEST LAP TIME : 51.836		DIFFERENCE : 0.070		
LAP	SECTOR 1	SECTOR 2	LAP TIME	MPH	DIFF	TIME OF DAY
1 -		21.042	58.692	74.09	6.856	15:25:15.396
2 -	31.422	20.959	52.381	83.01	0.545	15:26:07.777
3 -	31.176	20.734	51.910 (2)	83.77	0.074	15:26:59.687
4 -	31.032	20.896	51.928 (3)	83.74	0.092	15:27:51.615
5 -	31.085	20.751	51.836 (1)	83.89		15:28:43.451
6 -	31.080	20.905	51.985	83.65	0.149	15:29:35.436
7 -	31.615	21.153	52.768	82.40	0.932	15:30:28.204
8 -	31.421	20.859	52.280	83.17	0.444	15:31:20.484
9 -	31.123	20.851	51.974	83.66	0.138	15:32:12.458
10 -	31.254	20.844	52.098	83.46	0.262	15:33:04.556
11 -	31.389	21.435	52.824	82.32	0.988	15:33:57.380
12 -	31.217	20.873	52.090	83.48	0.254	15:34:49.470

P3 47 A Thomas WATSON			Yamaha R6 - Motorsportdays.com TEA Time Racing			
IDEAL LAP TIME : 51.711		BEST LAP TIME : 51.711		DIFFERENCE : 0.000		
LAP	SECTOR 1	SECTOR 2	LAP TIME	MPH	DIFF	TIME OF DAY
1 -		21.015	59.932	72.55	8.221	15:25:16.636
2 -	31.679	20.846	52.525	82.79	0.814	15:26:09.161
3 -	31.093	20.618	51.711 (1)	84.09		15:27:00.872
4 -	31.467	21.025	52.492	82.84	0.781	15:27:53.364
5 -	31.401	20.916	52.317	83.12	0.606	15:28:45.681
6 -	31.252	20.700	51.952 (2)	83.70	0.241	15:29:37.633
7 -	31.333	21.253	52.586	82.69	0.875	15:30:30.219
8 -	31.823	21.196	53.019	82.01	1.308	15:31:23.238
9 -	31.613	20.952	52.565	82.72	0.854	15:32:15.803
10 -	31.490	20.796	52.286	83.16	0.575	15:33:08.089
11 -	31.379	20.775	52.154 (3)	83.38	0.443	15:34:00.243
12 -	31.562	21.134	52.696	82.52	0.985	15:34:52.939

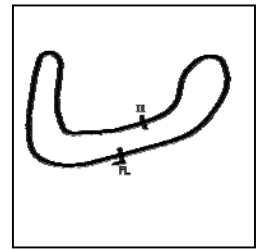
Weather / Track : Cloudy / Dry

Brands Hatch Indy
Circuit Length = 1.2079 miles
Start: 15:24 Flag 15:34 End: 15:35

BMCRC - MRO Championships 2019 - Rnd 9 @ Brands Hatch Indy

BMCRC Thunderbike Sport

RACE 14 - Groups A & C - SECTOR ANALYSIS



SECTOR 1 = FL to I1, SECTOR 2 = I1 to FL, DIFF = Difference To Personal Best Lap, P = Crossed Finish Line in Pit Lane, D = Time Disallowed

P4 48 C Shaun WALLIS			Yamaha R6 - Watling Tyres			
IDEAL LAP TIME : 51.872		BEST LAP TIME : 51.989	DIFFERENCE : 0.117			
LAP	SECTOR 1	SECTOR 2	LAP TIME	MPH	DIFF	TIME OF DAY
1 -		20.806	58.671	74.11	6.682	15:25:15.375
2 -	31.668	20.882	52.550	82.75	0.561	15:26:07.925
3 -	31.500	21.028	52.528	82.78	0.539	15:27:00.453
4 -	31.630	21.250	52.880	82.23	0.891	15:27:53.333
5 -	31.646	21.027	52.673	82.55	0.684	15:28:46.006
6 -	31.204	20.904	52.108 (2)	83.45	0.119	15:29:38.114
7 -	31.654	21.356	53.010	82.03	1.021	15:30:31.124
8 -	31.533	21.354	52.887	82.22	0.898	15:31:24.011
9 -	31.572	20.737	52.309 (3)	83.13	0.320	15:32:16.320
10 -	31.135	20.854	51.989 (1)	83.64		15:33:08.309
11 -	31.366	21.481	52.847	82.28	0.858	15:34:01.156
12 -	31.518	21.897	53.415	81.41	1.426	15:34:54.571

P5 90 A Edward WATSON			Yamaha R6 - Motorsportdays.com TEA Time Racing			
IDEAL LAP TIME : 51.683		BEST LAP TIME : 51.833	DIFFERENCE : 0.150			
LAP	SECTOR 1	SECTOR 2	LAP TIME	MPH	DIFF	TIME OF DAY
1 -		21.176	1:00.475	71.90	8.642	15:25:17.179
2 -	31.846	21.225	53.071	81.93	1.238	15:26:10.250
3 -	32.086	21.107	53.193	81.75	1.360	15:27:03.443
4 -	31.459	21.057	52.516	82.80	0.683	15:27:55.959
5 -	31.638	20.953	52.591	82.68	0.758	15:28:48.550
6 -	31.515	20.745	52.260	83.21	0.427	15:29:40.810
7 -	31.344	20.731	52.075 (3)	83.50	0.242	15:30:32.885
8 -	31.578	20.844	52.422	82.95	0.589	15:31:25.307
9 -	32.788	21.095	53.883	80.70	2.050	15:32:19.190
10 -	31.201	20.632	51.833 (1)	83.89		15:33:11.023
11 -	31.051	20.786	51.837 (2)	83.88	0.004	15:34:02.860
12 -	31.383	20.886	52.269	83.19	0.436	15:34:55.129

P6 81 A Malvern MAY			Honda CBR600RR -			
IDEAL LAP TIME : 52.317		BEST LAP TIME : 52.397	DIFFERENCE : 0.080			
LAP	SECTOR 1	SECTOR 2	LAP TIME	MPH	DIFF	TIME OF DAY
1 -		21.367	1:00.130	72.31	7.733	15:25:16.834
2 -	31.819	21.574	53.393	81.44	0.996	15:26:10.227
3 -	31.984	21.093	53.077	81.93	0.680	15:27:03.304
4 -	31.606	21.527	53.133	81.84	0.736	15:27:56.437
5 -	31.680	20.895	52.575	82.71	0.178	15:28:49.012
6 -	31.551	20.846	52.397 (1)	82.99		15:29:41.409
7 -	31.471	21.062	52.533 (2)	82.77	0.136	15:30:33.942
8 -	31.760	21.163	52.923	82.16	0.526	15:31:26.865
9 -	31.636	20.918	52.554 (3)	82.74	0.157	15:32:19.419
10 -	31.659	21.206	52.865	82.25	0.468	15:33:12.284
11 -	31.501	21.204	52.705	82.50	0.308	15:34:04.989
12 -	32.018	21.674	53.692	80.99	1.295	15:34:58.681

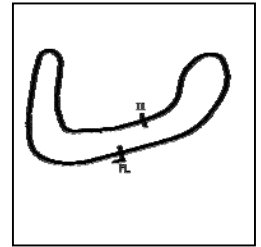
Weather / Track : Cloudy / Dry

Brands Hatch Indy
Circuit Length = 1.2079 miles
Start: 15:24 Flag 15:34 End: 15:35

BMCRC - MRO Championships 2019 - Rnd 9 @ Brands Hatch Indy

BMCRC Thunderbike Sport

RACE 14 - Groups A & C - SECTOR ANALYSIS



SECTOR 1 = FL to I1, SECTOR 2 = I1 to FL, DIFF = Difference To Personal Best Lap, P = Crossed Finish Line in Pit Lane, D = Time Disallowed

P7 84 A Ricardo BRANCO			Yamaha R6 - IMP Racing			
IDEAL LAP TIME : 52.671		BEST LAP TIME : 52.712	DIFFERENCE : 0.041			
LAP	SECTOR 1	SECTOR 2	LAP TIME	MPH	DIFF	TIME OF DAY
1 -		21.300	1:01.158	71.10	8.446	15:25:17.862
2 -	31.900	21.126	53.026	82.00	0.314	15:26:10.888
3 -	31.729	21.158	52.887 (3)	82.22	0.175	15:27:03.775
4 -	31.915	21.443	53.358	81.49	0.646	15:27:57.133
5 -	31.545	21.167	52.712 (1)	82.49		15:28:49.845
6 -	31.666	21.299	52.965	82.10	0.253	15:29:42.810
7 -	31.682	21.510	53.192	81.75	0.480	15:30:36.002
8 -	32.517	21.388	53.905	80.67	1.193	15:31:29.907
9 -	31.795	21.578	53.373	81.47	0.661	15:32:23.280
10 -	31.903	21.545	53.448	81.36	0.736	15:33:16.728
11 -	31.715	21.313	53.028	82.00	0.316	15:34:09.756
12 -	31.597	21.202	52.799 (2)	82.36	0.087	15:35:02.555

P8 960 A Dan HARRIS			Suzuki SV650 - HP Racing			
IDEAL LAP TIME : 52.838		BEST LAP TIME : 52.904	DIFFERENCE : 0.066			
LAP	SECTOR 1	SECTOR 2	LAP TIME	MPH	DIFF	TIME OF DAY
1 -		21.618	1:01.829	70.33	8.925	15:25:18.533
2 -	31.647	21.403	53.050	81.97	0.146	15:26:11.583
3 -	31.620	21.296	52.916 (2)	82.17	0.012	15:27:04.499
4 -	31.764	21.426	53.190	81.75	0.286	15:27:57.689
5 -	31.732	21.267	52.999	82.05	0.095	15:28:50.688
6 -	31.756	21.236	52.992	82.06	0.088	15:29:43.680
7 -	31.686	21.218	52.904 (1)	82.19		15:30:36.584
8 -	32.211	21.835	54.046	80.46	1.142	15:31:30.630
9 -	31.734	21.645	53.379	81.46	0.475	15:32:24.009
10 -	31.689	21.921	53.610	81.11	0.706	15:33:17.619
11 -	31.971	21.244	53.215	81.71	0.311	15:34:10.834
12 -	31.744	21.226	52.970 (3)	82.09	0.066	15:35:03.804

P9 96 A Neil GREGORY			Ducati MONSTER - SNC Scaffolding			
IDEAL LAP TIME : 52.928		BEST LAP TIME : 53.129	DIFFERENCE : 0.201			
LAP	SECTOR 1	SECTOR 2	LAP TIME	MPH	DIFF	TIME OF DAY
1 -		21.919	1:02.213	69.89	9.084	15:25:18.917
2 -	31.935	21.230	53.165 (2)	81.79	0.036	15:26:12.082
3 -	31.951	21.339	53.290 (3)	81.60	0.161	15:27:05.372
4 -	31.855	21.446	53.301	81.58	0.172	15:27:58.673
5 -	32.282	21.362	53.644	81.06	0.515	15:28:52.317
6 -	32.056	21.346	53.402	81.43	0.273	15:29:45.719
7 -	31.921	21.563	53.484	81.30	0.355	15:30:39.203
8 -	32.031	21.672	53.703	80.97	0.574	15:31:32.906
9 -	31.952	21.389	53.341	81.52	0.212	15:32:26.247
10 -	32.597	21.533	54.130	80.33	1.001	15:33:20.377
11 -	32.086	21.216	53.302	81.58	0.173	15:34:13.679
12 -	31.712	21.417	53.129 (1)	81.84		15:35:06.808

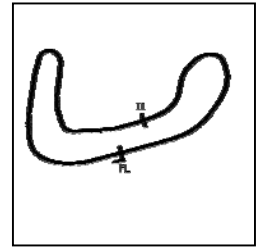
Weather / Track : Cloudy / Dry

Brands Hatch Indy
Circuit Length = 1.2079 miles
Start: 15:24 Flag 15:34 End: 15:35

BMCRC - MRO Championships 2019 - Rnd 9 @ Brands Hatch Indy

BMCRC Thunderbike Sport

RACE 14 - Groups A & C - SECTOR ANALYSIS



SECTOR 1 = FL to I1, SECTOR 2 = I1 to FL, DIFF = Difference To Personal Best Lap, P = Crossed Finish Line in Pit Lane, D = Time Disallowed

P10 133 A		Carl JOHNSTONE		Suzuki GSXR 600 - EDlasia		
IDEAL LAP TIME :		BEST LAP TIME : 53.480		DIFFERENCE :		
LAP	SECTOR 1	SECTOR 2	LAP TIME	MPH	DIFF	TIME OF DAY
1 -			1:03.309	68.68	9.829	15:25:20.013
2 -			55.219	78.75	1.739	15:26:15.232
3 -			55.237	78.72	1.757	15:27:10.469
4 -			53.839	80.77	0.359	15:28:04.308
5 -			53.697	80.98	0.217	15:28:58.005
6 -			53.546 (2)	81.21	0.066	15:29:51.551
7 -			53.629 (3)	81.08	0.149	15:30:45.180
8 -			54.106	80.37	0.626	15:31:39.286
9 -			54.108	80.36	0.628	15:32:33.394
10 -			53.480 (1)	81.31		15:33:26.874
11 -			53.866	80.73	0.386	15:34:20.740
12 -			54.050	80.45	0.570	15:35:14.790

P11 191 A		James SEATH		Kawasaki ZX6-RR - Ovenden Earthmoving		
IDEAL LAP TIME : 53.129		BEST LAP TIME : 53.154		DIFFERENCE : 0.025		
LAP	SECTOR 1	SECTOR 2	LAP TIME	MPH	DIFF	TIME OF DAY
1 -		23.631	1:06.264	65.62	13.110	15:25:22.968
2 -	34.142	22.339	56.481	76.99	3.327	15:26:19.449
3 -	32.467	21.531	53.998	80.53	0.844	15:27:13.447
4 -	32.121	21.242	53.363	81.49	0.209	15:28:06.810
5 -	32.478	21.772	54.250	80.15	1.096	15:29:01.060
6 -	32.050	21.192	53.242 (3)	81.67	0.088	15:29:54.302
7 -	32.070	21.222	53.292	81.59	0.138	15:30:47.594
8 -	31.996	21.158	53.154 (1)	81.81		15:31:40.748
9 -	32.001	21.189	53.190 (2)	81.75	0.036	15:32:33.938
10 -	32.158	21.133	53.291	81.60	0.137	15:33:27.229
11 -	33.303	22.869	56.172	77.41	3.018	15:34:23.401
12 -	32.074	21.187	53.261	81.64	0.107	15:35:16.662

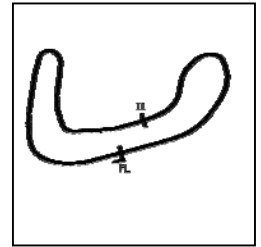
P12 35 A		Sam DIGBY-BAKER		Yamaha R6 -		
IDEAL LAP TIME : 54.190		BEST LAP TIME : 54.323		DIFFERENCE : 0.133		
LAP	SECTOR 1	SECTOR 2	LAP TIME	MPH	DIFF	TIME OF DAY
1 -		22.743	1:04.420	67.50	10.097	15:25:21.124
2 -	33.477	22.355	55.832	77.88	1.509	15:26:16.956
3 -	33.077	21.993	55.070	78.96	0.747	15:27:12.026
4 -	33.047	21.764	54.811	79.33	0.488	15:28:06.837
5 -	33.027	22.029	55.056	78.98	0.733	15:29:01.893
6 -	32.823	22.001	54.824	79.31	0.501	15:29:56.717
7 -	33.174	21.815	54.989	79.08	0.666	15:30:51.706
8 -	32.761	21.876	54.637 (2)	79.59	0.314	15:31:46.343
9 -	32.426	21.897	54.323 (1)	80.05		15:32:40.666
10 -	32.739	21.920	54.659 (3)	79.55	0.336	15:33:35.325
11 -	32.834	21.995	54.829	79.31	0.506	15:34:30.154
12 -	32.695	21.980	54.675	79.53	0.352	15:35:24.829

Weather / Track : Cloudy / Dry

BMCRC - MRO Championships 2019 - Rnd 9 @ Brands Hatch Indy

BMCRC Thunderbike Sport

RACE 14 - Groups A & C - SECTOR ANALYSIS



SECTOR 1 = FL to I1, SECTOR 2 = I1 to FL, DIFF = Difference To Personal Best Lap, P = Crossed Finish Line in Pit Lane, D = Time Disallowed

P13 50 A		Paul ROBSON		Yamaha R6 - RBProperty services & Environment Lighting			
IDEAL LAP TIME : 54.038		BEST LAP TIME : 54.038		DIFFERENCE : 0.000			
LAP	SECTOR 1	SECTOR 2	LAP TIME	MPH	DIFF	TIME OF DAY	
1 -		22.347	1:03.115	68.89	9.077	15:25:19.819	
2 -	33.365	21.828	55.193	78.78	1.155	15:26:15.012	
3 -	33.375	22.092	55.467	78.39	1.429	15:27:10.479	
4 -	33.112	22.217	55.329	78.59	1.291	15:28:05.808	
5 -	33.041	22.236	55.277	78.66	1.239	15:29:01.085	
6 -	33.164	21.950	55.114	78.90	1.076	15:29:56.199	
7 -	33.884	22.153	56.037	77.60	1.999	15:30:52.236	
8 -	32.956	21.771	54.727	79.45	0.689	15:31:46.963	
9 -	32.658	21.920	54.578 (3)	79.67	0.540	15:32:41.541	
10 -	32.686	21.865	54.551 (2)	79.71	0.513	15:33:36.092	
11 -	33.305	21.879	55.184	78.80	1.146	15:34:31.276	
12 -	32.566	21.472	54.038 (1)	80.47		15:35:25.314	

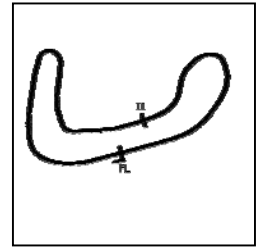
P14 72 C		Kevin MILLER		Honda CBR600RR - Mechanical Air Supplies Ltd			
IDEAL LAP TIME : 54.380		BEST LAP TIME : 54.451		DIFFERENCE : 0.071			
LAP	SECTOR 1	SECTOR 2	LAP TIME	MPH	DIFF	TIME OF DAY	
1 -		22.191	1:02.780	69.26	8.329	15:25:19.484	
2 -	33.103	22.151	55.254	78.70	0.803	15:26:14.738	
3 -	33.271	22.341	55.612	78.19	1.161	15:27:10.350	
4 -	33.620	21.985	55.605	78.20	1.154	15:28:05.955	
5 -	33.177	22.016	55.193	78.78	0.742	15:29:01.148	
6 -	33.049	21.709	54.758 (2)	79.41	0.307	15:29:55.906	
7 -	32.671	21.780	54.451 (1)	79.86		15:30:50.357	
8 -	33.149	21.940	55.089	78.93	0.638	15:31:45.446	
9 -	32.894	22.043	54.937	79.15	0.486	15:32:40.383	
10 -	33.065	22.090	55.155	78.84	0.704	15:33:35.538	
11 -	33.363	22.232	55.595	78.21	1.144	15:34:31.133	
12 -	33.084	21.813	54.897 (3)	79.21	0.446	15:35:26.030	

P15 93 C		Jack WALLIS		Yamaha R6 - Watling Tyres RimTec			
IDEAL LAP TIME : 52.833		BEST LAP TIME : 52.833		DIFFERENCE : 0.000			
LAP	SECTOR 1	SECTOR 2	LAP TIME	MPH	DIFF	TIME OF DAY	
1 -		21.410	59.681	72.86	6.848	15:25:16.385	
2 -	32.123	21.366	53.489	81.29	0.656	15:26:09.874	
3 -	31.796	21.037	52.833 (1)	82.30		15:27:02.707	
4 -	31.817	21.101	52.918 (2)	82.17	0.085	15:27:55.625	
5 -	57.804	23.043	1:20.847	53.78	28.014	15:29:16.472	
6 -	33.736	22.097	55.833	77.88	3.000	15:30:12.305	
7 -	32.532	21.497	54.029	80.48	1.196	15:31:06.334	
8 -	32.122	21.396	53.518	81.25	0.685	15:31:59.852	
9 -	31.805	21.133	52.938 (3)	82.14	0.105	15:32:52.790	
10 -	32.077	21.345	53.422	81.40	0.589	15:33:46.212	
11 -	31.987	21.172	53.159	81.80	0.326	15:34:39.371	

BMCRC - MRO Championships 2019 - Rnd 9 @ Brands Hatch Indy

BMCRC Thunderbike Sport

RACE 14 - Groups A & C - SECTOR ANALYSIS



SECTOR 1 = FL to I1, SECTOR 2 = I1 to FL, DIFF = Difference To Personal Best Lap, P = Crossed Finish Line in Pit Lane, D = Time Disallowed

P16 85 C Andrew KITE			Ducati 749 - Red Rebel Racing			
IDEAL LAP TIME : 54.857		BEST LAP TIME : 54.857	DIFFERENCE : 0.000			
LAP	SECTOR 1	SECTOR 2	LAP TIME	MPH	DIFF	TIME OF DAY
1 -		23.295	1:06.803	65.09	11.946	15:25:23.507
2 -	34.292	22.434	56.726	76.65	1.869	15:26:20.233
3 -	33.587	22.635	56.222	77.34	1.365	15:27:16.455
4 -	33.429	22.644	56.073	77.55	1.216	15:28:12.528
5 -	34.553	22.107	56.660	76.74	1.803	15:29:09.188
6 -	33.431	22.180	55.611	78.19	0.754	15:30:04.799
7 -	33.402	22.224	55.626	78.17	0.769	15:31:00.425
8 -	33.185	22.205	55.390 (2)	78.50	0.533	15:31:55.815
9 -	32.921	21.936	54.857 (1)	79.27		15:32:50.672
10 -	33.518	22.342	55.860	77.84	1.003	15:33:46.532
11 -	33.362	22.213	55.575 (3)	78.24	0.718	15:34:42.107

P17 51 A Paul BEESLEY			Yamaha R6 - My Mrs			
IDEAL LAP TIME : 55.436		BEST LAP TIME : 55.510	DIFFERENCE : 0.074			
LAP	SECTOR 1	SECTOR 2	LAP TIME	MPH	DIFF	TIME OF DAY
1 -		23.256	1:07.002	64.90	11.492	15:25:23.706
2 -	34.513	23.136	57.649	75.43	2.139	15:26:21.355
3 -	34.271	22.744	57.015	76.27	1.505	15:27:18.370
4 -	33.603	22.385	55.988	77.67	0.478	15:28:14.358
5 -	34.582	22.786	57.368	75.80	1.858	15:29:11.726
6 -	33.787	22.562	56.349	77.17	0.839	15:30:08.075
7 -	33.643	22.358	56.001	77.65	0.491	15:31:04.076
8 -	33.683	22.286	55.969 (3)	77.69	0.459	15:32:00.045
9 -	33.394	22.626	56.020	77.62	0.510	15:32:56.065
10 -	33.280	22.230	55.510 (1)	78.33		15:33:51.575
11 -	33.536	22.156	55.692 (2)	78.08	0.182	15:34:47.267

P18 117 A Jordan HARRIS			Suzuki GSXR 600 - Steve Jordan Motorcycles			
IDEAL LAP TIME : 55.865		BEST LAP TIME : 55.889	DIFFERENCE : 0.024			
LAP	SECTOR 1	SECTOR 2	LAP TIME	MPH	DIFF	TIME OF DAY
1 -		23.269	1:05.808	66.07	9.919	15:25:22.512
2 -	34.609	23.468	58.077	74.87	2.188	15:26:20.589
3 -	34.659	22.890	57.549	75.56	1.660	15:27:18.138
4 -	34.642	23.115	57.757	75.29	1.868	15:28:15.895
5 -	35.410	23.181	58.591	74.21	2.702	15:29:14.486
6 -	34.777	22.673	57.450	75.69	1.561	15:30:11.936
7 -	33.976	22.321	56.297 (3)	77.24	0.408	15:31:08.233
8 -	33.856	22.756	56.612	76.81	0.723	15:32:04.845
9 -	34.147	22.337	56.484	76.98	0.595	15:33:01.329
10 -	33.565	22.324	55.889 (1)	77.80		15:33:57.218
11 -	33.544	22.375	55.919 (2)	77.76	0.030	15:34:53.137

P19 22 A Matthew MAY			Honda CBR600F3 - Tliehurst Glass Racing			
IDEAL LAP TIME : 56.361		BEST LAP TIME : 56.361	DIFFERENCE : 0.000			
LAP	SECTOR 1	SECTOR 2	LAP TIME	MPH	DIFF	TIME OF DAY
1 -		23.083	1:07.284	64.62	10.923	15:25:23.988
2 -	34.856	22.794	57.650	75.43	1.289	15:26:21.638
3 -	34.355	23.017	57.372	75.79	1.011	15:27:19.010
4 -	34.116	22.940	57.056	76.21	0.695	15:28:16.066
5 -	35.018	22.793	57.811	75.22	1.450	15:29:13.877
6 -	34.031	22.578	56.609 (2)	76.81	0.248	15:30:10.486
7 -	34.337	22.530	56.867	76.46	0.506	15:31:07.353
8 -	34.611	22.850	57.461	75.67	1.100	15:32:04.814
9 -	34.191	22.604	56.795 (3)	76.56	0.434	15:33:01.609
10 -	33.976	22.385	56.361 (1)	77.15		15:33:57.970
11 -	34.087	22.841	56.928	76.38	0.567	15:34:54.898

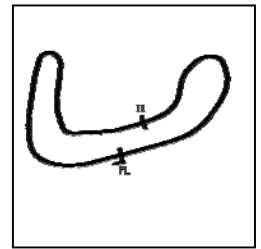
Weather / Track : Cloudy / Dry

Brands Hatch Indy
Circuit Length = 1.2079 miles
Start: 15:24 Flag 15:34 End: 15:35

BMCRC - MRO Championships 2019 - Rnd 9 @ Brands Hatch Indy

BMCRC Thunderbike Sport

RACE 14 - Groups A & C - SECTOR ANALYSIS



SECTOR 1 = FL to I1, SECTOR 2 = I1 to FL, DIFF = Difference To Personal Best Lap, P = Crossed Finish Line in Pit Lane, D = Time Disallowed

P20 126 A		Damien LECHAUVE		Suzuki SV650 -		
IDEAL LAP TIME : 55.840		BEST LAP TIME : 56.014		DIFFERENCE : 0.174		
LAP	SECTOR 1	SECTOR 2	LAP TIME	MPH	DIFF	TIME OF DAY
1 -		23.467	1:06.794	65.10	10.780	15:25:23.498
2 -	34.321	23.273	57.594	75.50	1.580	15:26:21.092
3 -	34.673	23.275	57.948	75.04	1.934	15:27:19.040
4 -	34.495	23.036	57.531	75.58	1.517	15:28:16.571
5 -	36.448	22.752	59.200	73.45	3.186	15:29:15.771
6 -	33.811	22.915	56.726	76.65	0.712	15:30:12.497
7 -	33.963	22.996	56.959	76.34	0.945	15:31:09.456
8 -	33.412	22.710	56.122 (2)	77.48	0.108	15:32:05.578
9 -	33.864	23.217	57.081	76.18	1.067	15:33:02.659
10 -	33.239	22.775	56.014 (1)	77.63		15:33:58.673
11 -	33.806	22.601	56.407 (3)	77.09	0.393	15:34:55.080

P21 0 C		Luke STANLEY		Suzuki SV650 - Urban Race Tribe		
IDEAL LAP TIME : 56.222		BEST LAP TIME : 56.287		DIFFERENCE : 0.065		
LAP	SECTOR 1	SECTOR 2	LAP TIME	MPH	DIFF	TIME OF DAY
1 -		23.547	1:06.638	65.25	10.351	15:25:23.342
2 -	34.675	23.313	57.988	74.99	1.701	15:26:21.330
3 -	35.545	22.984	58.529	74.29	2.242	15:27:19.859
4 -	33.743	23.097	56.840	76.50	0.553	15:28:16.699
5 -	35.217	23.148	58.365	74.50	2.078	15:29:15.064
6 -	34.266	22.852	57.118	76.13	0.831	15:30:12.182
7 -	34.096	22.652	56.748 (3)	76.63	0.461	15:31:08.930
8 -	33.884	23.094	56.978	76.32	0.691	15:32:05.908
9 -	33.843	23.058	56.901	76.42	0.614	15:33:02.809
10 -	33.796	22.666	56.462 (2)	77.01	0.175	15:33:59.271
11 -	33.570	22.717	56.287 (1)	77.25		15:34:55.558

P22 143 C		Robert DAVIE		Suzuki SV650 -		
IDEAL LAP TIME : 58.154		BEST LAP TIME : 58.266		DIFFERENCE : 0.112		
LAP	SECTOR 1	SECTOR 2	LAP TIME	MPH	DIFF	TIME OF DAY
1 -		24.339	1:10.263	61.88	11.997	15:25:26.967
2 -	36.553	23.053	59.606	72.95	1.340	15:26:26.573
3 -	35.576	22.872	58.448 (3)	74.40	0.182	15:27:25.021
4 -	35.577	22.992	58.569	74.24	0.303	15:28:23.590
5 -	36.084	23.366	59.450	73.14	1.184	15:29:23.040
6 -	35.789	23.118	58.907	73.82	0.641	15:30:21.947
7 -	35.749	23.126	58.875	73.86	0.609	15:31:20.822
8 -	35.817	23.071	58.888	73.84	0.622	15:32:19.710
9 -	35.290	23.114	58.404 (2)	74.45	0.138	15:33:18.114
10 -	35.555	23.028	58.583	74.22	0.317	15:34:16.697
11 -	35.282	22.984	58.266 (1)	74.63		15:35:14.963

P23 131 A		Christopher EVANS		Suzuki SV650 - C.E PHYSIO		
IDEAL LAP TIME : 57.934		BEST LAP TIME : 57.934		DIFFERENCE : 0.000		
LAP	SECTOR 1	SECTOR 2	LAP TIME	MPH	DIFF	TIME OF DAY
1 -		24.646	1:10.127	62.00	12.193	15:25:26.831
2 -	36.746	23.803	1:00.549	71.81	2.615	15:26:27.380
3 -	36.244	23.610	59.854	72.65	1.920	15:27:27.234
4 -	36.365	23.717	1:00.082	72.37	2.148	15:28:27.316
5 -	36.188	23.584	59.772	72.75	1.838	15:29:27.088
6 -	35.460	23.506	58.966 (2)	73.74	1.032	15:30:26.054
7 -	36.155	23.382	59.537	73.04	1.603	15:31:25.591
8 -	35.800	23.856	59.656	72.89	1.722	15:32:25.247
9 -	35.994	23.152	59.146 (3)	73.52	1.212	15:33:24.393
10 -	35.995	23.173	59.168	73.49	1.234	15:34:23.561
11 -	35.160	22.774	57.934 (1)	75.06		15:35:21.495

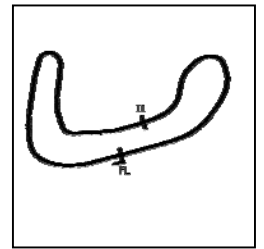
Weather / Track : Cloudy / Dry

Brands Hatch Indy
Circuit Length = 1.2079 miles
Start: 15:24 Flag 15:34 End: 15:35

BMCRC - MRO Championships 2019 - Rnd 9 @ Brands Hatch Indy

BMCRC Thunderbike Sport

RACE 14 - Groups A & C - SECTOR ANALYSIS



SECTOR 1 = FL to I1, SECTOR 2 = I1 to FL, DIFF = Difference To Personal Best Lap, P = Crossed Finish Line in Pit Lane, D = Time Disallowed

P24 16 A		Geoff LANSDALL		Suzuki GSXR - EPG Domestic		
IDEAL LAP TIME : 1:00.410		BEST LAP TIME : 1:00.558		DIFFERENCE : 0.148		
LAP	SECTOR 1	SECTOR 2	LAP TIME	MPH	DIFF	TIME OF DAY
1 -		24.517	1:11.378	60.92	10.820	15:25:28.082
2 -	37.041	23.889	1:00.930	71.37	0.372	15:26:29.012
3 -	36.846	23.712	1:00.558 (1)	71.80		15:27:29.570
4 -	36.980	23.644	1:00.624 (2)	71.73	0.066	15:28:30.194
5 -	37.098	24.079	1:01.177	71.08	0.619	15:29:31.371
6 -	36.882	23.870	1:00.752	71.57	0.194	15:30:32.123
7 -	36.766	23.965	1:00.731 (3)	71.60	0.173	15:31:32.854
8 -	37.142	23.797	1:00.939	71.35	0.381	15:32:33.793
9 -	37.176	23.934	1:01.110	71.16	0.552	15:33:34.903
10 -	37.380	24.217	1:01.597	70.59	1.039	15:34:36.500

Weather / Track : Cloudy / Dry

Results can be found at www.tsl-timing.com

Page 8 of 8

Brands Hatch Indy
 Circuit Length = 1.2079 miles
 Start: 15:24 Flag 15:34 End: 15:35

Printed - 15:37 Sunday, 06 October 2019

BMCRC - MRO Championships 2019 - Rnd 9 @ Brands Hatch Indy

BMCRC Thunderbike Sport

RACE 14 - Groups A & C - BEST SECTORS

SECTOR 1			SECTOR 2			IDEAL / BEST COMPARISON						
POS	NO	NAME	TIME	NO	NAME	TIME	POS	NO	NAME	IDEAL	BEST	DIFF
									PERFECT LAP	50.515		
1	961	SIM	30.157	961	SIM	20.358	1	961	SIM	50.515	50.580	0.065
2	54	JAMISON	31.032	47	WATSON	20.618	2	90	WATSON	51.683	51.833	0.150
3	90	WATSON	31.051	90	WATSON	20.632	3	47	WATSON	51.711	51.711	0.000
4	47	WATSON	31.093	54	JAMISON	20.734	4	54	JAMISON	51.766	51.836	0.070
5	48	WALLIS	31.135	48	WALLIS	20.737	5	48	WALLIS	51.872	51.989	0.117
6	81	MAY	31.471	81	MAY	20.846	6	81	MAY	52.317	52.397	0.080
7	84	BRANCO	31.545	93	WALLIS	21.037	7	84	BRANCO	52.671	52.712	0.041
8	960	HARRIS	31.620	84	BRANCO	21.126	8	93	WALLIS	52.833	52.833	0.000
9	96	GREGORY	31.712	191	SEATH	21.133	9	960	HARRIS	52.838	52.904	0.066
10	93	WALLIS	31.796	96	GREGORY	21.216	10	96	GREGORY	52.928	53.129	0.201
11	191	SEATH	31.996	960	HARRIS	21.218	11	191	SEATH	53.129	53.154	0.025
12	35	DIGBY-BAKER	32.426	50	ROBSON	21.472	12	50	ROBSON	54.038	54.038	0.000
13	50	ROBSON	32.566	72	MILLER	21.709	13	35	DIGBY-BAKER	54.190	54.323	0.133
14	72	MILLER	32.671	35	DIGBY-BAKER	21.764	14	72	MILLER	54.380	54.451	0.071
15	85	KITE	32.921	85	KITE	21.936	15	85	KITE	54.857	54.857	0.000
16	126	LECHAUVE	33.239	51	BEESELEY	22.156	16	51	BEESELEY	55.436	55.510	0.074
17	51	BEESELEY	33.280	117	HARRIS	22.321	17	126	LECHAUVE	55.840	56.014	0.174
18	117	HARRIS	33.544	22	MAY	22.385	18	117	HARRIS	55.865	55.889	0.024
19	0	STANLEY	33.570	126	LECHAUVE	22.601	19	0	STANLEY	56.222	56.287	0.065
20	22	MAY	33.976	0	STANLEY	22.652	20	22	MAY	56.361	56.361	0.000
21	131	EVANS	35.160	131	EVANS	22.774	21	131	EVANS	57.934	57.934	0.000
22	143	DAVIE	35.282	143	DAVIE	22.872	22	143	DAVIE	58.154	58.266	0.112
23	16	LANSDELL	36.766	16	LANSDELL	23.644	23	16	LANSDELL	1:00.410	1:00.558	0.148
24							24	133	JOHNSTONE		53.480	

Weather / Track : Cloudy / Dry

Results can be found at www.tsl-timing.com

Brands Hatch Indy
Circuit Length = 1.2079 miles
Start: 15:24 Flag 15:34 End: 15:35

Printed - 15:36 Sunday, 06 October 2019

BMCRC - MRO Championships 2019 - Rnd 9 @ Brands Hatch Indy

BMCRC Thunderbike Sport

RACE 14 - Groups A & C - STATISTICS

Competitors Started 24
Planned Start 2019-10-06 @ 14:35:00.000
Actual Start 2019-10-06 @ 15:24:16.703
Finish Time 2019-10-06 @ 15:34:34.416
Track Length 1.2079mi.
Total Laps 277
Total Distance Covered 334.6009mi.

Session Fastest Lap History

NO	CL	NAME	LAP TIME	TIME OF DAY	LAP	VEHICLE
961	C	Jack SIM	51.221	15:26:04.802	2	Yamaha R6
961	C	Jack SIM	51.044	15:26:55.845	3	Yamaha R6
961	C	Jack SIM	50.715	15:27:46.561	4	Yamaha R6
961	C	Jack SIM	50.678	15:28:37.239	5	Yamaha R6
961	C	Jack SIM	50.580	15:31:10.071	8	Yamaha R6

Session Leader History

NO	CL	NAME	FROM LAP	LAPS LED	DISTANCE	VEHICLE
961	C	Jack SIM	1	12	14.49 miles	Yamaha R6

Flag History

TYPE	TIME OF DAY
GREEN	15:24:16.703
FINISH	15:34:34.416

Flag Statistics

TYPE	COUNT	TOTAL LAPS	TOTAL TIME
Green	1	12	11:15.487
Red	0	0	0.000
Safety Car	0	0	0.000
FCY	0	0	0.000

Weather / Track : Cloudy / Dry

These results are provisional until the conclusion of any judicial and technical matters.

Brands Hatch Indy

Circuit Length = 1.2079 miles

Start: 15:24 Flag 15:34 End: 15:35

Clerk Of Course :		Timekeeper :
-------------------	--	--------------

BMCRC - MRO Championships 2019 - Rnd 9 @ Brands Hatch Indy

BMCRC Thunderbike Sport

RACE 14 - Groups A & C - STATISTICS

CLASS : A

16 Starters

Fastest Lap History

NO	NAME	LAP TIME	TIME OF DAY	LAP	VEHICLE
47	Thomas WATSON	52.525	15:26:09.177	2	Yamaha R6
47	Thomas WATSON	51.711	15:27:00.888	3	Yamaha R6

Leader History

NO	NAME	FROM LAP	LAPS LED	DISTANCE	VEHICLE
47	Thomas WATSON	1	12	14.49 miles	Yamaha R6

Weather / Track : Cloudy / Dry

These results are provisional until the conclusion of any judicial and technical matters.

Brands Hatch Indy
Circuit Length = 1.2079 miles
Start: 15:24 Flag 15:34 End: 15:35

Clerk Of Course :		Timekeeper :
-------------------	--	--------------

BMCRC - MRO Championships 2019 - Rnd 9 @ Brands Hatch Indy

BMCRC Thunderbike Sport

RACE 14 - Groups A & C - STATISTICS

CLASS : C

8 Starters

Fastest Lap History

NO	NAME	LAP TIME	TIME OF DAY	LAP	VEHICLE
961	Jack SIM	51.221	15:26:04.802	2	Yamaha R6
961	Jack SIM	51.044	15:26:55.845	3	Yamaha R6
961	Jack SIM	50.715	15:27:46.561	4	Yamaha R6
961	Jack SIM	50.678	15:28:37.239	5	Yamaha R6
961	Jack SIM	50.580	15:31:10.071	8	Yamaha R6

Leader History

NO	NAME	FROM LAP	LAPS LED	DISTANCE	VEHICLE
961	Jack SIM	1	12	14.49 miles	Yamaha R6

Weather / Track : Cloudy / Dry

These results are provisional until the conclusion of any judicial and technical matters.

Brands Hatch Indy

Circuit Length = 1.2079 miles

Start: 15:24 Flag 15:34 End: 15:35

Clerk Of Course :		Timekeeper :
-------------------	--	--------------

BMCRC-MRO Championships 2019



DFDS YAMAHA PAST MASTERS

Brands Hatch Indy Circuit

5th / 6th October 2019



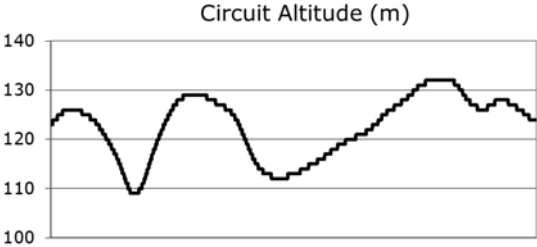
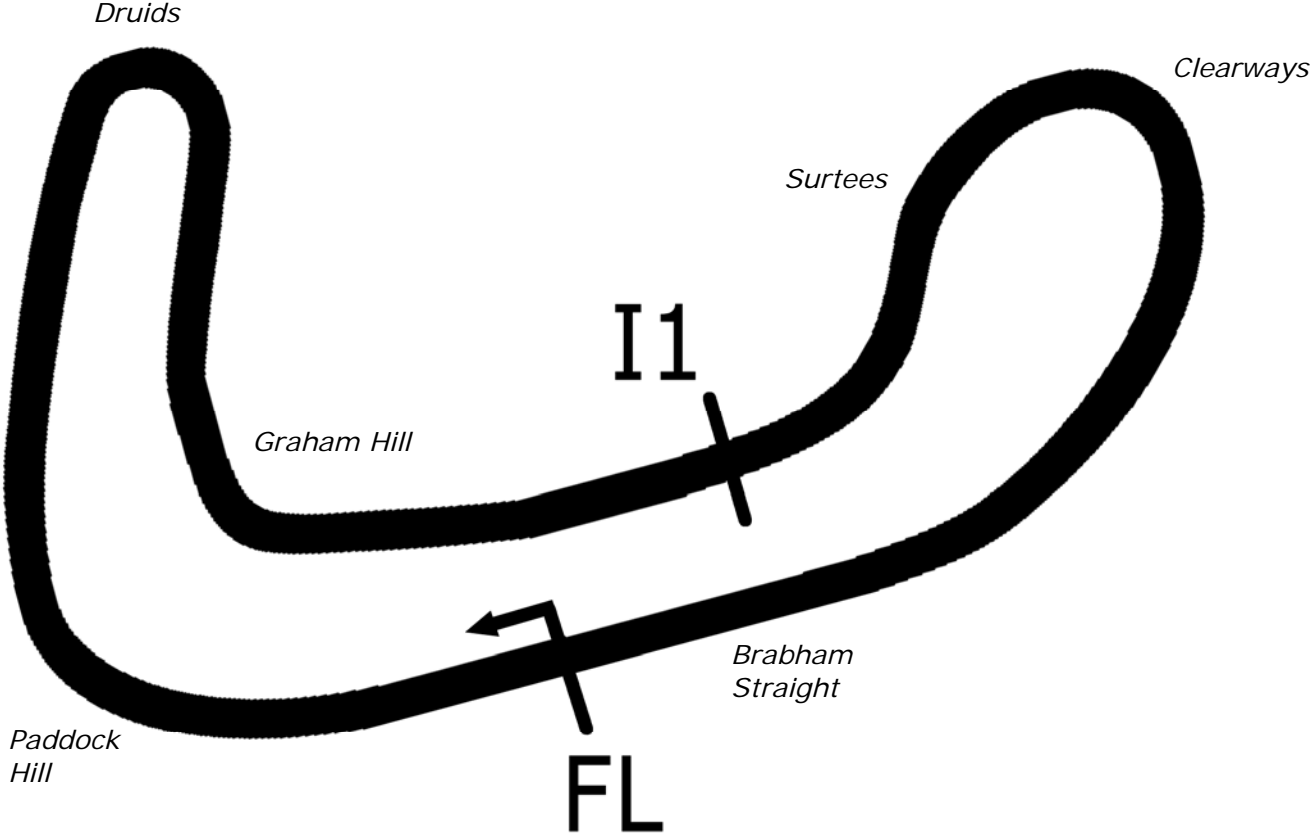
Results Provided by Timing Solutions Ltd
www.tsl-timing.com

Brands Hatch Indy



SPORTS TIMING

TIMING SOLUTIONS LTD



Length	1.2079 miles	1944.0 m	
FL		51.36032 N	0.26032 E
I1	1112m	51.35934 N	0.25955 E
Pit Entry	1669m	51.35911 N	0.25743 E
Pit Exit	26m after FL	51.36027 N	0.26078 E
Pit Entry–Pit Exit 277m, 16.6s @60kph, 12.4s @80kph			

BMCRC - MRO Championships 2019 - Rnd 9 @ Brands Hatch Indy
DFDS Yamaha Past Masters
QUALIFYING - CLASSIFICATION

POS	NO	CL	PIC NAME	ENTRY	TIME	ON	LAPS	GAP	DIFF	MPH
1	24		1 Scott CARSON	Yamaha TZR250 - Brian Grays Powerbiking,All England I	53.548	12	13			81.20
2	13		2 Doug EDMONDSON	Yamaha TZR250 - Stan Stephens Tuning	53.623	9	10	0.075	0.075	81.09
3	81		3 Scott GRANT	Yamaha TZR250 -	53.713	13	13	0.165	0.090	80.95
4	15	C	1 Billy PERKINS	Yamaha TZR250 - T.w fuggle & son / Windsor food mach	54.407	9	9	0.859	0.694	79.92
5	19		4 Peter BRANTON	Yamaha TZR250 -	54.831	10	13	1.283	0.424	79.30
6	16	C	2 Martyn WHITE	Yamaha RD350YPVS - Taymar	55.307	13	13	1.759	0.476	78.62
7	101		5 Andrew DAVIES	Yamaha TZR250 - GIBSON EXHAUSTS	55.349	8	13	1.801	0.042	78.56
8	95	C	3 Simon CLARK	Yamaha TZR250 - Towan Motors, GardinerPage&Roe	55.645	9	13	2.097	0.296	78.14
9	74		6 Paul WHITBY	Yamaha TZR250 - Greybridge Ltd	55.671	9	13	2.123	0.026	78.11
10	70		7 Andrew BURSCOUGH	Yamaha YPVS 350 - Apollo Tuning	55.762	12	12	2.214	0.091	77.98
11	7		8 Pete FISHWICK	Yamaha TZR250 -	56.217	9	13	2.669	0.455	77.35
12	55		9 Paul TOLAND	Yamaha TZR250 -	56.797	10	12	3.249	0.580	76.56
13	60	C	4 Daniel GOUGH	Yamaha TZR250 - G Force Motorcycles	57.308	6	12	3.760	0.511	75.88
14	72	C	5 Chris THAY	Yamaha TZR250 - Scell-it uk	57.664	9	13	4.116	0.356	75.41
15	27	R	1 Richard HAYWARD	Yamaha TZR250 - Gforce Motorcycles	57.760	6	6	4.212	0.096	75.28
16	100	R	2 Paul NIELD	Yamaha TZR250 - www.ypmrc.co.uk	57.929	13	13	4.381	0.169	75.06
17	80	R	3 David BALL	Yamaha TZR250 - Gardiner Page and Roe pension consu	58.527	8	13	4.979	0.598	74.30
18	25	R	4 Sam DRUCE	Yamaha TZR250 -	58.808	7	12	5.260	0.281	73.94
19	99	C	6 Paul FIRTH	Yamaha TZR250 -	1:00.136	12	12	6.588	1.328	72.31
20	87		10 Denise BUTTON	Yamaha TZR250 -	1:00.348	12	12	6.800	0.212	72.05
21	17	R	5 Dan MILES	Yamaha TZR250 -	1:00.529	8	8	6.981	0.181	71.84
22	31	R	6 Rob FARMER	Yamaha TZR250 - Tempest Revivals / Obsession Engine	1:01.547	11	11	7.999	1.018	70.65
23	33	R	7 Kieran LEWIS	Yamaha TZR250 - Controls For Doors Ltd/ G Force Motor	1:02.864	7	10	9.316	1.317	69.17
24	32	R	8 Lorraine ANSON	Yamaha TZR250 - Wallis & Whalin Racing	1:02.957	5	12	9.409	0.093	69.07
25	67	C	7 Mark BAILEY	Yamaha TZR250 - Gforce motorcycles	1:03.020	11	11	9.472	0.063	69.00
26	62	R	9 Steve HUMPHRIES	Yamaha TZR250 -	1:07.648	10	10	14.100	4.628	64.28

Weather / Track : Cloudy / Dry
These results are provisional until the conclusion of any judicial and technical matters.

Brands Hatch Indy

Circuit Length = 1.2079 miles

Start: 10:07 Flag 10:20 End: 10:21

Clerk Of Course :	Steward :	Timekeeper :

 Results can be found at www.tsl-timing.com

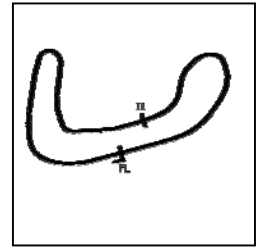
Printed - 11:02 Saturday, 05 October 2019



BMCRC - MRO Championships 2019 - Rnd 9 @ Brands Hatch Indy

DFDS Yamaha Past Masters

QUALIFYING - SECTOR ANALYSIS



SECTOR 1 = FL to I1, SECTOR 2 = I1 to FL, DIFF = Difference To Personal Best Lap, P = Crossed Finish Line in Pit Lane, D = Time Disallowed

P1 24		Scott CARSON		Yamaha TZR250 - Brian Grays Powerbiking, All England Diamor			
IDEAL LAP TIME : 53.548		BEST LAP TIME : 53.548		DIFFERENCE : 0.000			
LAP	SECTOR 1	SECTOR 2	LAP TIME	MPH	DIFF	TIME OF DAY	
1 -	34.026	23.089	57.115	76.13	3.567	10:09:47.417	
2 -	33.678	22.087	55.765	77.98	2.217	10:10:43.182	
3 -	33.507	22.625	56.132	77.47	2.584	10:11:39.314	
4 -	34.338	24.213	58.551	74.27	5.003	10:12:37.865	
5 -	34.457	22.897	57.354	75.82	3.806	10:13:35.219	
6 -	33.593	22.868	56.461	77.01	2.913	10:14:31.680	
7 -	34.205	22.714	56.919	76.39	3.371	10:15:28.599	
8 -	32.274	21.800	54.074 (2)	80.41	0.526	10:16:22.673	
9 -	33.066	22.270	55.336	78.58	1.788	10:17:18.009	
10 -	32.939	22.114	55.053	78.98	1.505	10:18:13.062	
11 -	32.634	22.312	54.946 (3)	79.14	1.398	10:19:08.008	
12 -	31.967	21.581	53.548 (1)	81.20		10:20:01.556	
13 -	32.457	22.666	55.123	78.88	1.575	10:20:56.679	

P2 13		Doug EDMONDSON		Yamaha TZR250 - Stan Stephens Tuning			
IDEAL LAP TIME : 53.594		BEST LAP TIME : 53.623		DIFFERENCE : 0.029			
LAP	SECTOR 1	SECTOR 2	LAP TIME	MPH	DIFF	TIME OF DAY	
1 -	OUTLAP	23.938	1:02.284	69.81	8.661	10:12:37.378	
2 -	34.370	23.329	57.699	75.36	4.076	10:13:35.077	
3 -	33.524	22.838	56.362	77.15	2.739	10:14:31.439	
4 -	33.281	22.085	55.366	78.54	1.743	10:15:26.805	
5 -	32.770	22.036	54.806	79.34	1.183	10:16:21.611	
6 -	33.349	21.774	55.123	78.88	1.500	10:17:16.734	
7 -	31.960	22.714	54.674 (3)	79.53	1.051	10:18:11.408	
8 -	32.841	21.732	54.573 (2)	79.68	0.950	10:19:05.981	
9 -	31.989	21.634	53.623 (1)	81.09		10:19:59.604	
10 -	32.425	22.521	54.946	79.14	1.323	10:20:54.550	

P3 81		Scott GRANT		Yamaha TZR250 -			
IDEAL LAP TIME : 53.713		BEST LAP TIME : 53.713		DIFFERENCE : 0.000			
LAP	SECTOR 1	SECTOR 2	LAP TIME	MPH	DIFF	TIME OF DAY	
1 -	34.034	22.835	56.869	76.46	3.156	10:09:20.737	
2 -	34.681	22.759	57.440	75.70	3.727	10:10:18.177	
3 -	32.674	22.267	54.941	79.15	1.228	10:11:13.118	
4 -	33.111	21.953	55.064	78.97	1.351	10:12:08.182	
5 -	32.524	22.024	54.548	79.72	0.835	10:13:02.730	
6 -	35.116	IN PIT	2:03.333 P	35.25	1:09.620	10:15:06.063	
7 -	OUTLAP	22.570	1:02.098	70.02	8.385	10:16:08.161	
8 -	32.435	22.829	55.264	78.68	1.551	10:17:03.425	
9 -	32.228	21.814	54.042 (2)	80.46	0.329	10:17:57.467	
10 -	32.083	22.472	54.555	79.71	0.842	10:18:52.022	
11 -	32.636	23.729	56.365	77.15	2.652	10:19:48.387	
12 -	32.700	21.828	54.528 (3)	79.74	0.815	10:20:42.915	
13 -	31.981	21.732	53.713 (1)	80.95		10:21:36.628	

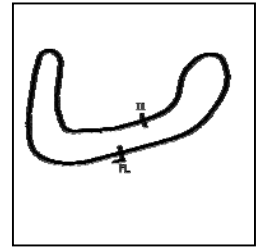
Weather / Track : Cloudy / Dry

Brands Hatch Indy
Circuit Length = 1.2079 miles
Start: 10:07 Flag 10:20 End: 10:21

BMCRC - MRO Championships 2019 - Rnd 9 @ Brands Hatch Indy

DFDS Yamaha Past Masters

QUALIFYING - SECTOR ANALYSIS



SECTOR 1 = FL to I1, SECTOR 2 = I1 to FL, DIFF = Difference To Personal Best Lap, P = Crossed Finish Line in Pit Lane, D = Time Disallowed

P4 15 C		Billy PERKINS		Yamaha TZR250 - T.w fuggle & son / Windsor food machinery		
IDEAL LAP TIME : 54.349		BEST LAP TIME : 54.407		DIFFERENCE : 0.058		
LAP	SECTOR 1	SECTOR 2	LAP TIME	MPH	DIFF	TIME OF DAY
1 -	OUTLAP	22.469	1:00.131	72.31	5.724	10:10:43.585
2 -	34.285	22.586	56.871	76.46	2.464	10:11:40.456
3 -	33.492	23.590	57.082	76.18	2.675	10:12:37.538
4 -	34.716	23.166	57.882	75.12	3.475	10:13:35.420
5 -	33.690	23.006	56.696	76.70	2.289	10:14:32.116
6 -	35.432	24.386	59.818	72.69	5.411	10:15:31.934
7 -	33.565	22.219	55.784 (3)	77.95	1.377	10:16:27.718
8 -	33.089	22.090	55.179 (2)	78.80	0.772	10:17:22.897
9 -	32.259	22.148	54.407 (1)	79.92		10:18:17.304

P5 19		Peter BRANTON		Yamaha TZR250 -		
IDEAL LAP TIME : 54.606		BEST LAP TIME : 54.831		DIFFERENCE : 0.225		
LAP	SECTOR 1	SECTOR 2	LAP TIME	MPH	DIFF	TIME OF DAY
1 -	35.183	22.828	58.011	74.96	3.180	10:09:56.501
2 -	33.895	22.620	56.515	76.94	1.684	10:10:53.016
3 -	33.499	22.072	55.571	78.25	0.740	10:11:48.587
4 -	33.769	22.266	56.035	77.60	1.204	10:12:44.622
5 -	33.277	22.167	55.444	78.43	0.613	10:13:40.066
6 -	33.143	22.065	55.208	78.76	0.377	10:14:35.274
7 -	32.854	23.142	55.996	77.65	1.165	10:15:31.270
8 -	33.316	21.878	55.194 (3)	78.78	0.363	10:16:26.464
9 -	33.268	22.021	55.289	78.65	0.458	10:17:21.753
10 -	32.728	22.103	54.831 (1)	79.30		10:18:16.584
11 -	33.365	22.468	55.833	77.88	1.002	10:19:12.417
12 -	33.182	22.039	55.221	78.74	0.390	10:20:07.638
13 -	33.164	21.905	55.069 (2)	78.96	0.238	10:21:02.707

P6 16 C		Martyn WHITE		Yamaha RD350YPVS - Taymar		
IDEAL LAP TIME : 55.307		BEST LAP TIME : 55.307		DIFFERENCE : 0.000		
LAP	SECTOR 1	SECTOR 2	LAP TIME	MPH	DIFF	TIME OF DAY
1 -	39.290	24.722	1:04.012	67.93	8.705	10:09:38.383
2 -	35.630	23.051	58.681	74.10	3.374	10:10:37.064
3 -	35.759	22.358	58.117	74.82	2.810	10:11:35.181
4 -	33.592	23.096	56.688	76.71	1.381	10:12:31.869
5 -	34.229	22.978	57.207	76.01	1.900	10:13:29.076
6 -	34.310	23.265	57.575	75.52	2.268	10:14:26.651
7 -	34.012	22.341	56.353	77.16	1.046	10:15:23.004
8 -	33.427	22.781	56.208	77.36	0.901	10:16:19.212
9 -	33.435	22.197	55.632 (2)	78.16	0.325	10:17:14.844
10 -	33.446	23.209	56.655	76.75	1.348	10:18:11.499
11 -	34.163	22.731	56.894	76.43	1.587	10:19:08.393
12 -	33.440	22.280	55.720 (3)	78.04	0.413	10:20:04.113
13 -	33.272	22.035	55.307 (1)	78.62		10:20:59.420

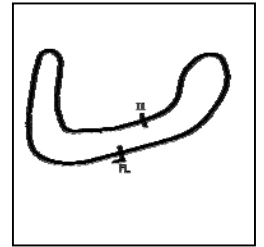
Weather / Track : Cloudy / Dry

Brands Hatch Indy
Circuit Length = 1.2079 miles
Start: 10:07 Flag 10:20 End: 10:21

BMCRC - MRO Championships 2019 - Rnd 9 @ Brands Hatch Indy

DFDS Yamaha Past Masters

QUALIFYING - SECTOR ANALYSIS



SECTOR 1 = FL to I1, SECTOR 2 = I1 to FL, DIFF = Difference To Personal Best Lap, P = Crossed Finish Line in Pit Lane, D = Time Disallowed

P7 101 Andrew DAVIES		Yamaha TZR250 - GIBSON EXHAUSTS				
IDEAL LAP TIME : 54.801		BEST LAP TIME : 55.349		DIFFERENCE : 0.548		
LAP	SECTOR 1	SECTOR 2	LAP TIME	MPH	DIFF	TIME OF DAY
1 -	36.946	23.376	1:00.322	72.08	4.973	10:10:01.842
2 -	34.903	22.784	57.687	75.38	2.338	10:10:59.529
3 -	34.305	22.984	57.289	75.90	1.940	10:11:56.818
4 -	33.335	22.766	56.101	77.51	0.752	10:12:52.919
5 -	33.898	22.307	56.205	77.37	0.856	10:13:49.124
6 -	34.273	22.099	56.372	77.14	1.023	10:14:45.496
7 -	33.551	21.943	55.494 (3)	78.36	0.145	10:15:40.990
8 -	32.858	22.491	55.349 (1)	78.56		10:16:36.339
9 -	33.854	22.158	56.012	77.63	0.663	10:17:32.351
10 -	33.673	21.983	55.656	78.13	0.307	10:18:28.007
11 -	33.507	21.945	55.452 (2)	78.42	0.103	10:19:23.459
12 -	34.359	22.879	57.238	75.97	1.889	10:20:20.697
13 -	33.824	22.360	56.184	77.39	0.835	10:21:16.881

P8 95 C Simon CLARK		Yamaha TZR250 - Towan Motors, GardinerPage&Roe				
IDEAL LAP TIME : 55.627		BEST LAP TIME : 55.645		DIFFERENCE : 0.018		
LAP	SECTOR 1	SECTOR 2	LAP TIME	MPH	DIFF	TIME OF DAY
1 -	35.898	23.318	59.216	73.43	3.571	10:09:28.836
2 -	35.915	23.375	59.290	73.34	3.645	10:10:28.126
3 -	34.253	22.729	56.982	76.31	1.337	10:11:25.108
4 -	36.141	22.672	58.813	73.93	3.168	10:12:23.921
5 -	35.763	22.800	58.563	74.25	2.918	10:13:22.484
6 -	33.567	22.604	56.171 (3)	77.41	0.526	10:14:18.655
7 -	34.024	22.852	56.876	76.45	1.231	10:15:15.531
8 -	34.145	22.316	56.461	77.01	0.816	10:16:11.992
9 -	33.311	22.334	55.645 (1)	78.14		10:17:07.637
10 -	33.935	22.619	56.554	76.89	0.909	10:18:04.191
11 -	33.791	22.905	56.696	76.70	1.051	10:19:00.887
12 -	33.840	22.502	56.342	77.18	0.697	10:19:57.229
13 -	33.617	22.392	56.009 (2)	77.64	0.364	10:20:53.238

P9 74 Paul WHITBY		Yamaha TZR250 - Greybridge Ltd				
IDEAL LAP TIME : 55.319		BEST LAP TIME : 55.671		DIFFERENCE : 0.352		
LAP	SECTOR 1	SECTOR 2	LAP TIME	MPH	DIFF	TIME OF DAY
1 -	37.912	23.594	1:01.506	70.70	5.835	10:09:47.618
2 -	34.308	23.188	57.496	75.63	1.825	10:10:45.114
3 -	34.411	23.274	57.685	75.38	2.014	10:11:42.799
4 -	33.639	22.460	56.099	77.51	0.428	10:12:38.898
5 -	33.686	22.954	56.640	76.77	0.969	10:13:35.538
6 -	33.864	22.762	56.626	76.79	0.955	10:14:32.164
7 -	35.341	25.615	1:00.956	71.34	5.285	10:15:33.120
8 -	39.344	23.417	1:02.761	69.28	7.090	10:16:35.881
9 -	33.104	22.567	55.671 (1)	78.11		10:17:31.552
10 -	34.791	23.080	57.871	75.14	2.200	10:18:29.423
11 -	32.859	23.067	55.926 (3)	77.75	0.255	10:19:25.349
12 -	33.326	22.484	55.810 (2)	77.91	0.139	10:20:21.159
13 -	34.420	22.920	57.340	75.83	1.669	10:21:18.499

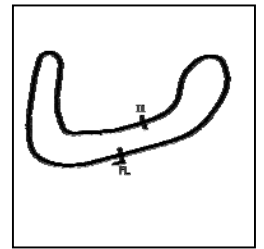
Weather / Track : Cloudy / Dry

Brands Hatch Indy
Circuit Length = 1.2079 miles
Start: 10:07 Flag 10:20 End: 10:21

BMCRC - MRO Championships 2019 - Rnd 9 @ Brands Hatch Indy

DFDS Yamaha Past Masters

QUALIFYING - SECTOR ANALYSIS



SECTOR 1 = FL to I1, SECTOR 2 = I1 to FL, DIFF = Difference To Personal Best Lap, P = Crossed Finish Line in Pit Lane, D = Time Disallowed

P10 70		Andrew BURSCOUGH		Yamaha YPVS 350 - Apollo Tuning		
IDEAL LAP TIME : 55.603		BEST LAP TIME : 55.762		DIFFERENCE : 0.159		
LAP	SECTOR 1	SECTOR 2	LAP TIME	MPH	DIFF	TIME OF DAY
1 -	OUTLAP	23.407	1:04.123	67.81	8.361	10:10:51.053
2 -	34.653	22.896	57.549	75.56	1.787	10:11:48.602
3 -	34.712	23.034	57.746	75.30	1.984	10:12:46.348
4 -	33.762	23.747	57.509	75.61	1.747	10:13:43.857
5 -	35.252	23.029	58.281	74.61	2.519	10:14:42.138
6 -	33.866	23.469	57.335	75.84	1.573	10:15:39.473
7 -	34.202	22.568	56.770	76.60	1.008	10:16:36.243
8 -	33.641	22.266	55.907 (3)	77.78	0.145	10:17:32.150
9 -	34.308	23.361	57.669	75.40	1.907	10:18:29.819
10 -	33.399	22.473	55.872 (2)	77.83	0.110	10:19:25.691
11 -	34.652	22.733	57.385	75.77	1.623	10:20:23.076
12 -	33.337	22.425	55.762 (1)	77.98		10:21:18.838

P11 7		Pete FISHWICK		Yamaha TZR250 -		
IDEAL LAP TIME : 56.097		BEST LAP TIME : 56.217		DIFFERENCE : 0.120		
LAP	SECTOR 1	SECTOR 2	LAP TIME	MPH	DIFF	TIME OF DAY
1 -	36.801	24.143	1:00.944	71.35	4.727	10:09:31.731
2 -	36.778	23.546	1:00.324	72.08	4.107	10:10:32.055
3 -	35.422	23.212	58.634	74.16	2.417	10:11:30.689
4 -	34.535	23.450	57.985	74.99	1.768	10:12:28.674
5 -	36.047	23.797	59.844	72.66	3.627	10:13:28.518
6 -	34.634	23.496	58.130	74.80	1.913	10:14:26.648
7 -	36.212	22.758	58.970	73.74	2.753	10:15:25.618
8 -	34.040	22.814	56.854	76.48	0.637	10:16:22.472
9 -	33.621	22.596	56.217 (1)	77.35		10:17:18.689
10 -	33.929	22.476	56.405 (2)	77.09	0.188	10:18:15.094
11 -	34.489	23.689	58.178	74.74	1.961	10:19:13.272
12 -	34.208	22.901	57.109	76.14	0.892	10:20:10.381
13 -	34.020	22.761	56.781 (3)	76.58	0.564	10:21:07.162

P12 55		Paul TOLAND		Yamaha TZR250 -		
IDEAL LAP TIME : 56.797		BEST LAP TIME : 56.797		DIFFERENCE : 0.000		
LAP	SECTOR 1	SECTOR 2	LAP TIME	MPH	DIFF	TIME OF DAY
1 -	OUTLAP	23.781	1:03.688	68.27	6.891	10:10:12.421
2 -	36.376	23.488	59.864	72.64	3.067	10:11:12.285
3 -	34.081	23.009	57.090 (2)	76.17	0.293	10:12:09.375
4 -	33.921	23.402	57.323	75.86	0.526	10:13:06.698
5 -	34.126	23.190	57.316 (3)	75.87	0.519	10:14:04.014
6 -	34.049	23.365	57.414	75.74	0.617	10:15:01.428
7 -	34.611	23.463	58.074	74.88	1.277	10:15:59.502
8 -	35.114	23.142	58.256	74.64	1.459	10:16:57.758
9 -	34.049	23.585	57.634	75.45	0.837	10:17:55.392
10 -	33.843	22.954	56.797 (1)	76.56		10:18:52.189
11 -	34.304	23.399	57.703	75.36	0.906	10:19:49.892
12 -	34.620	23.913	58.533	74.29	1.736	10:20:48.425

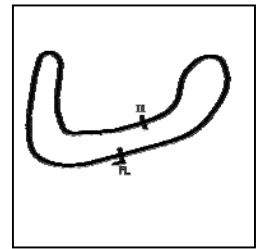
Weather / Track : Cloudy / Dry

Brands Hatch Indy
Circuit Length = 1.2079 miles
Start: 10:07 Flag 10:20 End: 10:21

BMCRC - MRO Championships 2019 - Rnd 9 @ Brands Hatch Indy

DFDS Yamaha Past Masters

QUALIFYING - SECTOR ANALYSIS



SECTOR 1 = FL to I1, SECTOR 2 = I1 to FL, DIFF = Difference To Personal Best Lap, P = Crossed Finish Line in Pit Lane, D = Time Disallowed

P13 60 C Daniel GOUGH		Yamaha TZR250 - G Force Motorcycles				
IDEAL LAP TIME : 57.037		BEST LAP TIME : 57.308		DIFFERENCE : 0.271		
LAP	SECTOR 1	SECTOR 2	LAP TIME	MPH	DIFF	TIME OF DAY
1 -	36.195	23.472	59.667	72.88	2.359	10:10:06.191
2 -	35.066	23.282	58.348	74.52	1.040	10:11:04.539
3 -	35.125	23.538	58.663	74.12	1.355	10:12:03.202
4 -	34.518	22.861	57.379 (2)	75.78	0.071	10:13:00.581
5 -	35.035	22.924	57.959	75.02	0.651	10:13:58.540
6 -	34.427	22.881	57.308 (1)	75.88		10:14:55.848
7 -	34.274	24.598	58.872	73.86	1.564	10:15:54.720
8 -	35.716	24.037	59.753	72.77	2.445	10:16:54.473
9 -	36.006	23.128	59.134	73.53	1.826	10:17:53.607
10 -	34.470	23.256	57.726	75.33	0.418	10:18:51.333
11 -	34.608	23.362	57.970	75.01	0.662	10:19:49.303
12 -	34.953	22.763	57.716 (3)	75.34	0.408	10:20:47.019

P14 72 C Chris THAY		Yamaha TZR250 - Scell-it uk				
IDEAL LAP TIME : 57.662		BEST LAP TIME : 57.664		DIFFERENCE : 0.002		
LAP	SECTOR 1	SECTOR 2	LAP TIME	MPH	DIFF	TIME OF DAY
1 -	35.980	23.269	59.249	73.39	1.585	10:09:25.749
2 -	35.566	23.324	58.890	73.84	1.226	10:10:24.639
3 -	35.043	23.164	58.207	74.70	0.543	10:11:22.846
4 -	35.559	23.037	58.596	74.21	0.932	10:12:21.442
5 -	34.918	23.139	58.057	74.90	0.393	10:13:19.499
6 -	35.048	22.937	57.985 (3)	74.99	0.321	10:14:17.484
7 -	35.160	22.919	58.079	74.87	0.415	10:15:15.563
8 -	35.405	22.923	58.328	74.55	0.664	10:16:13.891
9 -	34.743	22.921	57.664 (1)	75.41		10:17:11.555
10 -	35.088	23.509	58.597	74.21	0.933	10:18:10.152
11 -	34.864	23.072	57.936 (2)	75.05	0.272	10:19:08.088
12 -	35.006	23.136	58.142	74.79	0.478	10:20:06.230
13 -	34.761	23.621	58.382	74.48	0.718	10:21:04.612

P15 27 R Richard HAYWARD		Yamaha TZR250 - Gforce Motorcycles				
IDEAL LAP TIME : 57.760		BEST LAP TIME : 57.760		DIFFERENCE : 0.000		
LAP	SECTOR 1	SECTOR 2	LAP TIME	MPH	DIFF	TIME OF DAY
1 -	OUTLAP	23.674	1:03.864	68.09	6.104	10:10:49.115
2 -	35.221	23.590	58.811	73.94	1.051	10:11:47.926
3 -	35.385	24.196	59.581	72.98	1.821	10:12:47.507
4 -	35.105	23.295	58.400 (2)	74.46	0.640	10:13:45.907
5 -	34.748	23.719	58.467 (3)	74.37	0.707	10:14:44.374
6 -	34.740	23.020	57.760 (1)	75.28		10:15:42.134

P16 100 R Paul NIELD		Yamaha TZR250 - www.ypmrc.co.uk				
IDEAL LAP TIME : 57.910		BEST LAP TIME : 57.929		DIFFERENCE : 0.019		
LAP	SECTOR 1	SECTOR 2	LAP TIME	MPH	DIFF	TIME OF DAY
1 -	36.278	23.648	59.926	72.56	1.997	10:09:27.113
2 -	35.583	24.232	59.815	72.70	1.886	10:10:26.928
3 -	35.629	23.333	58.962	73.75	1.033	10:11:25.890
4 -	36.314	24.245	1:00.559	71.80	2.630	10:12:26.449
5 -	35.483	24.553	1:00.036	72.43	2.107	10:13:26.485
6 -	35.822	24.193	1:00.015	72.45	2.086	10:14:26.500
7 -	35.523	23.420	58.943 (3)	73.77	1.014	10:15:25.443
8 -	35.431	23.477	58.908 (2)	73.82	0.979	10:16:24.351
9 -	36.393	23.103	59.496	73.09	1.567	10:17:23.847
10 -	35.809	23.329	59.138	73.53	1.209	10:18:22.985
11 -	35.422	23.538	58.960	73.75	1.031	10:19:21.945
12 -	35.614	23.407	59.021	73.67	1.092	10:20:20.966
13 -	34.807	23.122	57.929 (1)	75.06		10:21:18.895

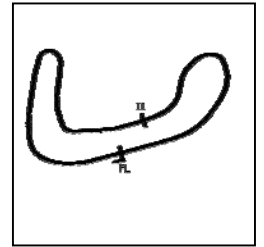
Weather / Track : Cloudy / Dry

Brands Hatch Indy
Circuit Length = 1.2079 miles
Start: 10:07 Flag 10:20 End: 10:21

BMCRC - MRO Championships 2019 - Rnd 9 @ Brands Hatch Indy

DFDS Yamaha Past Masters

QUALIFYING - SECTOR ANALYSIS



SECTOR 1 = FL to I1, SECTOR 2 = I1 to FL, DIFF = Difference To Personal Best Lap, P = Crossed Finish Line in Pit Lane, D = Time Disallowed

P17 80 R David BALL		Yamaha TZR250 - Gardiner Page and Roe pension consultants				
IDEAL LAP TIME : 58.311		BEST LAP TIME : 58.527		DIFFERENCE : 0.216		
LAP	SECTOR 1	SECTOR 2	LAP TIME	MPH	DIFF	TIME OF DAY
1 -	36.913	24.271	1:01.184	71.07	2.657	10:09:29.762
2 -	36.163	23.722	59.885	72.61	1.358	10:10:29.647
3 -	35.297	23.323	58.620 (2)	74.18	0.093	10:11:28.267
4 -	36.062	24.192	1:00.254	72.17	1.727	10:12:28.521
5 -	36.726	23.678	1:00.404	71.99	1.877	10:13:28.925
6 -	37.686	23.977	1:01.663	70.52	3.136	10:14:30.588
7 -	35.610	23.692	59.302	73.32	0.775	10:15:29.890
8 -	34.988	23.539	58.527 (1)	74.30		10:16:28.417
9 -	35.447	23.451	58.898	73.83	0.371	10:17:27.315
10 -	35.543	23.697	59.240	73.40	0.713	10:18:26.555
11 -	35.338	23.489	58.827	73.92	0.300	10:19:25.382
12 -	35.251	23.502	58.753 (3)	74.01	0.226	10:20:24.135
13 -	35.281	24.136	59.417	73.18	0.890	10:21:23.552

P18 25 R Sam DRUCE		Yamaha TZR250 -				
IDEAL LAP TIME : 58.808		BEST LAP TIME : 58.808		DIFFERENCE : 0.000		
LAP	SECTOR 1	SECTOR 2	LAP TIME	MPH	DIFF	TIME OF DAY
1 -	OUTLAP	25.590	1:08.848	63.16	10.040	10:10:19.393
2 -	39.120	24.841	1:03.961	67.98	5.153	10:11:23.354
3 -	38.608	25.419	1:04.027	67.91	5.219	10:12:27.381
4 -	37.003	23.903	1:00.906	71.39	2.098	10:13:28.287
5 -	37.631	24.059	1:01.690	70.49	2.882	10:14:29.977
6 -	36.580	23.884	1:00.464	71.92	1.656	10:15:30.441
7 -	35.424	23.384	58.808 (1)	73.94		10:16:29.249
8 -	36.041	24.829	1:00.870	71.44	2.062	10:17:30.119
9 -	35.965	23.876	59.841	72.66	1.033	10:18:29.960
10 -	35.649	23.942	59.591 (3)	72.97	0.783	10:19:29.551
11 -	35.591	23.514	59.105 (2)	73.57	0.297	10:20:28.656
12 -	37.202	24.988	1:02.190	69.92	3.382	10:21:30.846

P19 99 C Paul FIRTH		Yamaha TZR250 -				
IDEAL LAP TIME : 1:00.136		BEST LAP TIME : 1:00.136		DIFFERENCE : 0.000		
LAP	SECTOR 1	SECTOR 2	LAP TIME	MPH	DIFF	TIME OF DAY
1 -	38.942	25.459	1:04.401	67.52	4.265	10:09:38.141
2 -	38.314	25.494	1:03.808	68.15	3.672	10:10:41.949
3 -	37.926	25.052	1:02.978	69.04	2.842	10:11:44.927
4 -	37.889	25.267	1:03.156	68.85	3.020	10:12:48.083
5 -	37.057	24.986	1:02.043	70.09	1.907	10:13:50.126
6 -	36.590	24.540	1:01.130 (3)	71.13	0.994	10:14:51.256
7 -	36.814	25.335	1:02.149	69.97	2.013	10:15:53.405
8 -	36.492	24.717	1:01.209	71.04	1.073	10:16:54.614
9 -	36.606	24.688	1:01.294	70.94	1.158	10:17:55.908
10 -	37.090	25.105	1:02.195	69.91	2.059	10:18:58.103
11 -	36.849	24.233	1:01.082 (2)	71.19	0.946	10:19:59.185
12 -	36.087	24.049	1:00.136 (1)	72.31		10:20:59.321

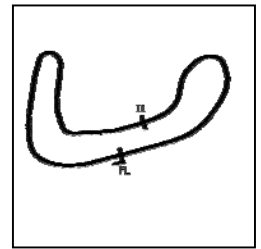
Weather / Track : Cloudy / Dry

Brands Hatch Indy
Circuit Length = 1.2079 miles
Start: 10:07 Flag 10:20 End: 10:21

BMCRC - MRO Championships 2019 - Rnd 9 @ Brands Hatch Indy

DFDS Yamaha Past Masters

QUALIFYING - SECTOR ANALYSIS



SECTOR 1 = FL to I1, SECTOR 2 = I1 to FL, DIFF = Difference To Personal Best Lap, P = Crossed Finish Line in Pit Lane, D = Time Disallowed

P20 87		Denise BUTTON		Yamaha TZR250 -		
IDEAL LAP TIME : 1:00.348		BEST LAP TIME : 1:00.348		DIFFERENCE : 0.000		
LAP	SECTOR 1	SECTOR 2	LAP TIME	MPH	DIFF	TIME OF DAY
1 -	38.914	24.902	1:03.816	68.14	3.468	10:09:39.391
2 -	37.596	25.139	1:02.735	69.31	2.387	10:10:42.126
3 -	37.151	25.205	1:02.356	69.73	2.008	10:11:44.482
4 -	37.339	24.911	1:02.250	69.85	1.902	10:12:46.732
5 -	37.027	24.639	1:01.666	70.51	1.318	10:13:48.398
6 -	36.467	24.641	1:01.108	71.16	0.760	10:14:49.506
7 -	38.219	24.817	1:03.036	68.98	2.688	10:15:52.542
8 -	36.889	24.727	1:01.616	70.57	1.268	10:16:54.158
9 -	36.779	24.734	1:01.513	70.69	1.165	10:17:55.671
10 -	36.479	24.458	1:00.937 (3)	71.36	0.589	10:18:56.608
11 -	36.278	24.572	1:00.850 (2)	71.46	0.502	10:19:57.458
12 -	36.023	24.325	1:00.348 (1)	72.05		10:20:57.806

P21 17 R		Dan MILES		Yamaha TZR250 -		
IDEAL LAP TIME : 1:00.529		BEST LAP TIME : 1:00.529		DIFFERENCE : 0.000		
LAP	SECTOR 1	SECTOR 2	LAP TIME	MPH	DIFF	TIME OF DAY
1 -	39.415	25.296	1:04.711	67.20	4.182	10:09:43.079
2 -	38.336	25.016	1:03.352	68.64	2.823	10:10:46.431
3 -	37.557	24.455	1:02.012	70.12	1.483	10:11:48.443
4 -	37.371	24.553	1:01.924	70.22	1.395	10:12:50.367
5 -	37.457	24.126	1:01.583 (3)	70.61	1.054	10:13:51.950
6 -	36.479	24.500	1:00.979 (2)	71.31	0.450	10:14:52.929
7 -	37.007	24.704	1:01.711	70.46	1.182	10:15:54.640
8 -	36.414	24.115	1:00.529 (1)	71.84		10:16:55.169

P22 31 R		Rob FARMER		Yamaha TZR250 - Tempest Revivals / Obsession Engineering		
IDEAL LAP TIME : 1:01.547		BEST LAP TIME : 1:01.547		DIFFERENCE : 0.000		
LAP	SECTOR 1	SECTOR 2	LAP TIME	MPH	DIFF	TIME OF DAY
1 -	40.657	26.236	1:06.893	65.00	5.346	10:10:14.983
2 -	39.236	25.102	1:04.338	67.58	2.791	10:11:19.321
3 -	39.069	24.963	1:04.032	67.91	2.485	10:12:23.353
4 -	38.444	25.098	1:03.542	68.43	1.995	10:13:26.895
5 -	39.649	26.527	1:06.176	65.71	4.629	10:14:33.071
6 -	37.857	24.748	1:02.605 (3)	69.46	1.058	10:15:35.676
7 -	38.331	25.071	1:03.402	68.58	1.855	10:16:39.078
8 -	37.652	24.571	1:02.223 (2)	69.88	0.676	10:17:41.301
9 -	37.730	25.011	1:02.741	69.31	1.194	10:18:44.042
10 -	37.603	25.426	1:03.029	68.99	1.482	10:19:47.071
11 -	37.199	24.348	1:01.547 (1)	70.65		10:20:48.618

P23 33 R		Kieran LEWIS		Yamaha TZR250 - Controls For Doors Ltd/ G Force Motorcycles		
IDEAL LAP TIME : 1:02.299		BEST LAP TIME : 1:02.864		DIFFERENCE : 0.565		
LAP	SECTOR 1	SECTOR 2	LAP TIME	MPH	DIFF	TIME OF DAY
1 -	39.144	25.150	1:04.294	67.63	1.430	10:09:40.746
2 -	37.942	25.085	1:03.027 (2)	68.99	0.163	10:10:43.773
3 -	38.123	25.020	1:03.143	68.86	0.279	10:11:46.916
4 -	39.002	25.381	1:04.383	67.54	1.519	10:12:51.299
5 -	38.049	25.047	1:03.096 (3)	68.92	0.232	10:13:54.395
6 -	38.908	25.464	1:04.372	67.55	1.508	10:14:58.767
7 -	37.679	25.185	1:02.864 (1)	69.17		10:16:01.631
8 -	38.617	25.401	1:04.018	67.92	1.154	10:17:05.649
9 -	40.602	25.770	1:06.372	65.51	3.508	10:18:12.021
10 -	37.279	26.727	1:04.006	67.94	1.142	10:19:16.027

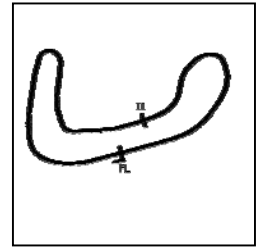
Weather / Track : Cloudy / Dry

Brands Hatch Indy
Circuit Length = 1.2079 miles
Start: 10:07 Flag 10:20 End: 10:21

BMCRC - MRO Championships 2019 - Rnd 9 @ Brands Hatch Indy

DFDS Yamaha Past Masters

QUALIFYING - SECTOR ANALYSIS



SECTOR 1 = FL to I1, SECTOR 2 = I1 to FL, DIFF = Difference To Personal Best Lap, P = Crossed Finish Line in Pit Lane, D = Time Disallowed

P24 32 R Lorraine ANSON			Yamaha TZR250 - Wallis & Whalin Racing			
IDEAL LAP TIME : 1:02.957		BEST LAP TIME : 1:02.957		DIFFERENCE : 0.000		
LAP	SECTOR 1	SECTOR 2	LAP TIME	MPH	DIFF	TIME OF DAY
1 -	38.357	25.064	1:03.421 (3)	68.56	0.464	10:09:30.103
2 -	38.507	25.233	1:03.740	68.22	0.783	10:10:33.843
3 -	39.684	24.997	1:04.681	67.23	1.724	10:11:38.524
4 -	38.142	25.095	1:03.237 (2)	68.76	0.280	10:12:41.761
5 -	38.034	24.923	1:02.957 (1)	69.07		10:13:44.718
6 -	38.919	25.222	1:04.141	67.79	1.184	10:14:48.859
7 -	40.217	26.220	1:06.437	65.45	3.480	10:15:55.296
8 -	41.880	27.417	1:09.297	62.75	6.340	10:17:04.593
9 -	42.132	26.283	1:08.415	63.56	5.458	10:18:13.008
10 -	41.191	26.877	1:08.068	63.88	5.111	10:19:21.076
11 -	39.611	25.873	1:05.484	66.40	2.527	10:20:26.560
12 -	39.240	25.451	1:04.691	67.22	1.734	10:21:31.251

P25 67 C Mark BAILEY			Yamaha TZR250 - Gforce motorcycles			
IDEAL LAP TIME : 1:03.020		BEST LAP TIME : 1:03.020		DIFFERENCE : 0.000		
LAP	SECTOR 1	SECTOR 2	LAP TIME	MPH	DIFF	TIME OF DAY
1 -	40.770	25.742	1:06.512	65.38	3.492	10:10:04.278
2 -	39.779	26.196	1:05.975	65.91	2.955	10:11:10.253
3 -	39.799	26.018	1:05.817	66.07	2.797	10:12:16.070
4 -	39.012	25.560	1:04.572	67.34	1.552	10:13:20.642
5 -	39.113	25.486	1:04.599	67.31	1.579	10:14:25.241
6 -	39.234	26.127	1:05.361	66.53	2.341	10:15:30.602
7 -	39.385	25.213	1:04.598	67.31	1.578	10:16:35.200
8 -	39.173	25.600	1:04.773	67.13	1.753	10:17:39.973
9 -	38.677	25.228	1:03.905 (2)	68.04	0.885	10:18:43.878
10 -	39.155	25.185	1:04.340 (3)	67.58	1.320	10:19:48.218
11 -	38.250	24.770	1:03.020 (1)	69.00		10:20:51.238

P26 62 R Steve HUMPHRIES			Yamaha TZR250 -			
IDEAL LAP TIME : 1:06.855		BEST LAP TIME : 1:07.648		DIFFERENCE : 0.793		
LAP	SECTOR 1	SECTOR 2	LAP TIME	MPH	DIFF	TIME OF DAY
1 -	OUTLAP	28.628	1:17.538	56.08	9.890	10:10:30.530
2 -	45.546	28.304	1:13.850	58.88	6.202	10:11:44.380
3 -	44.103	27.335	1:11.438	60.87	3.790	10:12:55.818
4 -	41.758	26.189	1:07.947 (3)	63.99	0.299	10:14:03.765
5 -	43.450	27.657	1:11.107	61.15	3.459	10:15:14.872
6 -	40.666	27.152	1:07.818 (2)	64.12	0.170	10:16:22.690
7 -	41.356	27.114	1:08.470	63.51	0.822	10:17:31.160
8 -	42.879	26.799	1:09.678	62.41	2.030	10:18:40.838
9 -	42.446	26.773	1:09.219	62.82	1.571	10:19:50.057
10 -	41.266	26.382	1:07.648 (1)	64.28		10:20:57.705

Weather / Track : Cloudy / Dry

Brands Hatch Indy
Circuit Length = 1.2079 miles
Start: 10:07 Flag 10:20 End: 10:21

BMCRC - MRO Championships 2019 - Rnd 9 @ Brands Hatch Indy

DFDS Yamaha Past Masters

QUALIFYING - BEST SECTORS

SECTOR 1			SECTOR 2			IDEAL / BEST COMPARISON						
POS	NO	NAME	TIME	NO	NAME	TIME	POS	NO	NAME	IDEAL	BEST	DIFF
									PERFECT LAP	50.567		
1	13	EDMONDSON	31.960	24	CARSON	21.581	1	24	CARSON	53.548	53.548	0.000
2	24	CARSON	31.967	13	EDMONDSON	21.634	2	13	EDMONDSON	53.594	53.623	0.029
3	81	GRANT	31.981	81	GRANT	21.732	3	81	GRANT	53.713	53.713	0.000
4	15	PERKINS	32.259	19	BRANTON	21.878	4	15	PERKINS	54.349	54.407	0.058
5	19	BRANTON	32.728	101	DAVIES	21.943	5	19	BRANTON	54.606	54.831	0.225
6	101	DAVIES	32.858	16	WHITE	22.035	6	101	DAVIES	54.801	55.349	0.548
7	74	WHITBY	32.859	15	PERKINS	22.090	7	16	WHITE	55.307	55.307	0.000
8	16	WHITE	33.272	70	BURSCOUGH	22.266	8	74	WHITBY	55.319	55.671	0.352
9	95	CLARK	33.311	95	CLARK	22.316	9	70	BURSCOUGH	55.603	55.762	0.159
10	70	BURSCOUGH	33.337	74	WHITBY	22.460	10	95	CLARK	55.627	55.645	0.018
11	7	FISHWICK	33.621	7	FISHWICK	22.476	11	7	FISHWICK	56.097	56.217	0.120
12	55	TOLAND	33.843	60	GOUGH	22.763	12	55	TOLAND	56.797	56.797	0.000
13	60	GOUGH	34.274	72	THAY	22.919	13	60	GOUGH	57.037	57.308	0.271
14	27	HAYWARD	34.740	55	TOLAND	22.954	14	72	THAY	57.662	57.664	0.002
15	72	THAY	34.743	27	HAYWARD	23.020	15	27	HAYWARD	57.760	57.760	0.000
16	100	NIELD	34.807	100	NIELD	23.103	16	100	NIELD	57.910	57.929	0.019
17	80	BALL	34.988	80	BALL	23.323	17	80	BALL	58.311	58.527	0.216
18	25	DRUCE	35.424	25	DRUCE	23.384	18	25	DRUCE	58.808	58.808	0.000
19	87	BUTTON	36.023	99	FIRTH	24.049	19	99	FIRTH	1:00.136	1:00.136	0.000
20	99	FIRTH	36.087	17	MILES	24.115	20	87	BUTTON	1:00.348	1:00.348	0.000
21	17	MILES	36.414	87	BUTTON	24.325	21	17	MILES	1:00.529	1:00.529	0.000
22	31	FARMER	37.199	31	FARMER	24.348	22	31	FARMER	1:01.547	1:01.547	0.000
23	33	LEWIS	37.279	67	BAILEY	24.770	23	33	LEWIS	1:02.299	1:02.864	0.565
24	32	ANSON	38.034	32	ANSON	24.923	24	32	ANSON	1:02.957	1:02.957	0.000
25	67	BAILEY	38.250	33	LEWIS	25.020	25	67	BAILEY	1:03.020	1:03.020	0.000
26	62	HUMPHRIES	40.666	62	HUMPHRIES	26.189	26	62	HUMPHRIES	1:06.855	1:07.648	0.793

Weather / Track : Cloudy / Dry

Results can be found at www.tsl-timing.com

Brands Hatch Indy
Circuit Length = 1.2079 miles
Start: 10:07 Flag 10:20 End: 10:21

Printed - 11:07 Saturday, 05 October 2019

BMCRC - MRO Championships 2019 - Rnd 9 @ Brands Hatch Indy

DFDS Yamaha Past Masters

QUALIFYING - STATISTICS

Competitors Started 41
Planned Start 2019-10-05 @ 10:00:00.000
Actual Start 2019-10-05 @ 10:07:50.670
Finish Time 2019-10-05 @ 10:20:47.018
Track Length 1.2079mi.
Total Laps 467
Total Distance Covered 564.1105mi.

Session Fastest Lap History

NO	CL	NAME	LAP TIME	TIME OF DAY	LAP	VEHICLE
81		Scott GRANT	56.869	10:09:20.749	1	Yamaha TZR250
126		Glynn DAVIES	54.602	10:09:37.628	1	Kawasaki ZXR400
126		Glynn DAVIES	53.595	10:10:31.222	2	Kawasaki ZXR400
14		Chris BURRAGE	52.031	10:12:02.841	3	Kawasaki ZXR 400
14		Chris BURRAGE	52.026	10:12:54.869	4	Kawasaki ZXR 400
126		Glynn DAVIES	51.647	10:13:10.079	5	Kawasaki ZXR400
126		Glynn DAVIES	51.524	10:14:53.439	7	Kawasaki ZXR400
14		Chris BURRAGE	50.781	10:18:56.419	11	Kawasaki ZXR 400
14		Chris BURRAGE	50.567	10:21:30.721	14	Kawasaki ZXR 400

Flag History

TYPE	TIME OF DAY
GREEN	10:07:50.670
FINISH	10:20:47.018

Flag Statistics

TYPE	COUNT	TOTAL LAPS	TOTAL TIME
Green	1	14	13:48.708
Red	0	0	0.000
Safety Car	0	0	0.000
FCY	0	0	0.000

Weather / Track : Cloudy / Dry

These results are provisional until the conclusion of any judicial and technical matters.

Brands Hatch Indy

Circuit Length = 1.2079 miles

Start: 10:07 Flag 10:20 End: 10:21

Clerk Of Course :		Timekeeper :
-------------------	--	--------------

BMCRC - MRO Championships 2019 - Rnd 9 @ Brands Hatch Indy

DFDS Yamaha Past Masters

QUALIFYING - STATISTICS

CLASS :

10 Starters

Fastest Lap History

NO	NAME	LAP TIME	TIME OF DAY	LAP	VEHICLE
65	Andrew MOXON	59.524	10:09:25.383	1	Aprilia RS 250
126	Glynn DAVIES	54.602	10:09:37.628	1	Kawasaki ZXR400
126	Glynn DAVIES	53.595	10:10:31.222	2	Kawasaki ZXR400
14	Chris BURRAGE	52.031	10:12:02.841	3	Kawasaki ZXR 400
14	Chris BURRAGE	52.026	10:12:54.869	4	Kawasaki ZXR 400
126	Glynn DAVIES	51.647	10:13:10.079	5	Kawasaki ZXR400
126	Glynn DAVIES	51.524	10:14:53.439	7	Kawasaki ZXR400
14	Chris BURRAGE	50.781	10:18:56.419	11	Kawasaki ZXR 400
14	Chris BURRAGE	50.567	10:21:30.721	14	Kawasaki ZXR 400

Weather / Track : Cloudy / Dry

These results are provisional until the conclusion of any judicial and technical matters.

Brands Hatch Indy

Circuit Length = 1.2079 miles

Start: 10:07 Flag 10:20 End: 10:21

Clerk Of Course :

Timekeeper :

BMCRC - MRO Championships 2019 - Rnd 9 @ Brands Hatch Indy

DFDS Yamaha Past Masters

QUALIFYING - STATISTICS

CLASS : S

2 Starters

Fastest Lap History

NO	NAME	LAP TIME	TIME OF DAY	LAP	VEHICLE
35	Sam DIGBY-BAKER	57.922	10:11:28.516	2	Kawasaki ZXR400
35	Sam DIGBY-BAKER	57.515	10:15:23.872	6	Kawasaki ZXR400
35	Sam DIGBY-BAKER	57.291	10:16:21.164	7	Kawasaki ZXR400
35	Sam DIGBY-BAKER	56.585	10:17:17.748	8	Kawasaki ZXR400

Weather / Track : Cloudy / Dry

These results are provisional until the conclusion of any judicial and technical matters.

Brands Hatch Indy

Circuit Length = 1.2079 miles

Start: 10:07 Flag 10:20 End: 10:21

Clerk Of Course :

Timekeeper :

BMCRC - MRO Championships 2019 - Rnd 9 @ Brands Hatch Indy

DFDS Yamaha Past Masters

QUALIFYING - STATISTICS

CLASS : R

1 Starters

Fastest Lap History

NO	NAME	LAP TIME	TIME OF DAY	LAP	VEHICLE
67	Robben FALVEY	1:10.491	10:12:29.249	2	Kawasaki ZXR400
67	Robben FALVEY	1:08.902	10:13:38.150	3	Kawasaki ZXR400
67	Robben FALVEY	1:08.297	10:14:46.446	4	Kawasaki ZXR400
67	Robben FALVEY	1:07.710	10:15:54.156	5	Kawasaki ZXR400

Weather / Track : Cloudy / Dry

These results are provisional until the conclusion of any judicial and technical matters.

Brands Hatch Indy

Circuit Length = 1.2079 miles

Start: 10:07 Flag 10:20 End: 10:21

Clerk Of Course :

Timekeeper :

BMCRC - MRO Championships 2019 - Rnd 9 @ Brands Hatch Indy

DFDS Yamaha Past Masters

QUALIFYING - STATISTICS

CLASS :

10 Starters

Fastest Lap History

NO	NAME	LAP TIME	TIME OF DAY	LAP	VEHICLE
81	Scott GRANT	56.869	10:09:20.749	1	Yamaha TZR250
24	Scott CARSON	55.765	10:10:43.210	2	Yamaha TZR250
81	Scott GRANT	54.941	10:11:13.129	3	Yamaha TZR250
81	Scott GRANT	54.548	10:13:02.741	5	Yamaha TZR250
24	Scott CARSON	54.074	10:16:22.576	8	Yamaha TZR250
81	Scott GRANT	54.042	10:17:57.478	9	Yamaha TZR250
13	Doug EDMONDSON	53.623	10:19:59.615	9	Yamaha TZR250
24	Scott CARSON	53.548	10:20:01.584	12	Yamaha TZR250

Weather / Track : Cloudy / Dry

These results are provisional until the conclusion of any judicial and technical matters.

Brands Hatch Indy

Circuit Length = 1.2079 miles

Start: 10:07 Flag 10:20 End: 10:21

Clerk Of Course :

Timekeeper :

BMCRC - MRO Championships 2019 - Rnd 9 @ Brands Hatch Indy

DFDS Yamaha Past Masters

QUALIFYING - STATISTICS

CLASS : C

7 Starters

Fastest Lap History

NO	NAME	LAP TIME	TIME OF DAY	LAP	VEHICLE
72	Chris THAY	59.249	10:09:25.781	1	Yamaha TZR250
95	Simon CLARK	59.216	10:09:28.841	1	Yamaha TZR250
72	Chris THAY	58.890	10:10:24.670	2	Yamaha TZR250
16	Martyn WHITE	58.681	10:10:37.087	2	Yamaha RD350YPVS
60	Daniel GOUGH	58.348	10:11:04.565	2	Yamaha TZR250
72	Chris THAY	58.207	10:11:22.877	3	Yamaha TZR250
95	Simon CLARK	56.982	10:11:25.113	3	Yamaha TZR250
15	Billy PERKINS	56.871	10:11:40.485	2	Yamaha TZR250
16	Martyn WHITE	56.688	10:12:31.891	4	Yamaha RD350YPVS
95	Simon CLARK	56.171	10:14:18.659	6	Yamaha TZR250
15	Billy PERKINS	55.784	10:16:27.747	7	Yamaha TZR250
95	Simon CLARK	55.645	10:17:07.642	9	Yamaha TZR250
16	Martyn WHITE	55.632	10:17:14.866	9	Yamaha RD350YPVS
15	Billy PERKINS	55.179	10:17:22.927	8	Yamaha TZR250
15	Billy PERKINS	54.407	10:18:17.333	9	Yamaha TZR250

Weather / Track : Cloudy / Dry

These results are provisional until the conclusion of any judicial and technical matters.

Brands Hatch Indy

Circuit Length = 1.2079 miles

Start: 10:07 Flag 10:20 End: 10:21

Clerk Of Course :

Timekeeper :

BMCRC - MRO Championships 2019 - Rnd 9 @ Brands Hatch Indy

DFDS Yamaha Past Masters

QUALIFYING - STATISTICS

CLASS : R

9 Starters

Fastest Lap History

NO	NAME	LAP TIME	TIME OF DAY	LAP	VEHICLE
100	Paul NIELD	59.926	10:09:27.145	1	Yamaha TZR250
100	Paul NIELD	59.815	10:10:26.962	2	Yamaha TZR250
100	Paul NIELD	58.962	10:11:25.922	3	Yamaha TZR250
80	David BALL	58.620	10:11:28.298	3	Yamaha TZR250
27	Richard HAYWARD	58.400	10:13:45.934	4	Yamaha TZR250
27	Richard HAYWARD	57.760	10:15:42.160	6	Yamaha TZR250

Weather / Track : Cloudy / Dry

These results are provisional until the conclusion of any judicial and technical matters.

Brands Hatch Indy

Circuit Length = 1.2079 miles

Start: 10:07 Flag 10:20 End: 10:21

Clerk Of Course :

Timekeeper :

BMCRC - MRO Championships 2019 - Rnd 9 @ Brands Hatch Indy

DFDS Yamaha Past Masters

QUALIFYING - STATISTICS

CLASS : JSS

2 Starters

Fastest Lap History

NO	NAME	LAP TIME	TIME OF DAY	LAP	VEHICLE
77	Joe WHITE	1:03.968	10:09:40.944	1	Kawasaki NINJA 300
77	Joe WHITE	1:01.593	10:10:42.537	2	Kawasaki NINJA 300
68	Lucca ALLEN	58.950	10:11:35.513	2	
68	Lucca ALLEN	58.038	10:12:33.551	3	
68	Lucca ALLEN	57.964	10:18:27.967	9	

Weather / Track : Cloudy / Dry

These results are provisional until the conclusion of any judicial and technical matters.

Brands Hatch Indy

Circuit Length = 1.2079 miles

Start: 10:07 Flag 10:20 End: 10:21

Clerk Of Course :

Timekeeper :

BMCRC - MRO Championships 2019 - Rnd 9 @ Brands Hatch Indy
DFDS Yamaha Past Masters
RACE 7 - GRID (10 Laps) - AMENDED

ROW 10				28	57	Geoff MOOK							
ROW 9		27	13	Doug EDMONDSON	26	62	Steve HUMPHRIES	25	67	Mark BAILEY			
ROW 8	24	32	Lorraine ANSON	1:02.957	23	33	Kieran LEWIS	1:02.864	22	31	Rob FARMER	1:01.547	
ROW 7		21	17	Dan MILES	1:00.529	20	87	Denise BUTTON	1:00.348	19	99	Paul FIRTH	1:00.136
ROW 6	18	25	Sam DRUCE	58.808	17	80	David BALL	58.527	16	100	Paul NIELD	57.929	
ROW 5		15	27	Richard HAYWARD	57.760	14	72	Chris THAY	57.664	13	60	Daniel GOUGH	57.308
ROW 4	12	55	Paul TOLAND	56.797	11	7	Pete FISHWICK	56.217	10	70	Andrew BURSCOUGH	55.762	
ROW 3		9	74	Paul WHITBY	55.671	8	95	Simon CLARK	55.645	7	101	Andrew DAVIES	55.349
ROW 2	6	16	Martyn WHITE	55.307	5	19	Peter BRANTON	54.831	4	15	Billy PERKINS	54.407	
ROW 1		3	81	Scott GRANT	53.713	2	13	Doug EDMONDSON	53.623	1	24	Scott CARSON	53.548
												Pole	

Brands Hatch Indy
Circuit Length = 1.2079 miles

These results are provisional until the conclusion of any judicial and technical matters.

Clerk Of Course :	Steward :	Timekeeper :
-------------------	-----------	--------------

Results can be found at www.tsl-timing.com

Printed - 11:05 Saturday, 05 October 2019



BMCRC - MRO Championships 2019 - Rnd 9 @ Brands Hatch Indy

DFDS Yamaha Past Masters

RACE 7 - CLASSIFICATION

POS	NO	CL	PIC NAME	ENTRY	LAPS	TIME	GAP	DIFF	MPH	BEST	ON
1	13		Doug EDMONDSON	Yamaha TZR250 - Stan Stephens Tuning	10	9:01.674			80.28	53.311	3
2	24		Scott CARSON	Yamaha TZR250 - Brian Grays Powerbiking,All Eng	10	9:05.607	3.933	3.933	79.70	53.526	9
3	19		Peter BRANTON	Yamaha TZR250 -	10	9:09.196	7.522	3.589	79.18	54.060	10
4	81		Scott GRANT	Yamaha TZR250 -	10	9:09.351	7.677	0.155	79.15	53.775	5
5	101		Andrew DAVIES	Yamaha TZR250 - GIBSON EXHAUSTS	10	9:10.831	9.157	1.480	78.94	53.907	6
6	74		Paul WHITBY	Yamaha TZR250 - Greybridge Ltd	10	9:20.798	19.124	9.967	77.54	54.721	3
7	15	C	Billy PERKINS	Yamaha TZR250 - T.w fuggle & son / Windsor food	10	9:27.388	25.714	6.590	76.64	55.394	10
8	16	C	Martyn WHITE	Yamaha RD350YPVS - Taymar	10	9:28.508	26.834	1.120	76.49	55.056	10
9	70		Andrew BURSCOUGH	Yamaha YPVS 350 - Apollo Tuning	10	9:29.255	27.581	0.747	76.39	55.627	10
10	95	C	Simon CLARK	Yamaha TZR250 - Towan Motors, GardinerPage&R	10	9:29.523	27.849	0.268	76.35	55.633	10
11	57	C	Geoff MOOK	Yamaha TZR250 -	10	9:32.163	30.489	2.640	76.00	55.594	9
12	7		Pete FISHWICK	Yamaha TZR250 -	10	9:34.912	33.238	2.749	75.63	55.763	8
13	27	R	Richard HAYWARD	Yamaha TZR250 - Gforce Motorcycles	10	9:41.352	39.678	6.440	74.80	56.790	9
14	55		Paul TOLAND	Yamaha TZR250 -	10	9:41.919	40.245	0.567	74.72	56.783	2
15	60	C	Daniel GOUGH	Yamaha TZR250 - G Force Motorcycles	10	9:42.083	40.409	0.164	74.70	57.112	9
16	72	C	Chris THAY	Yamaha TZR250 - Scell-it uk	10	9:47.015	45.341	4.932	74.07	57.414	7
17	80	R	David BALL	Yamaha TZR250 - Gardiner Page and Roe pension	10	9:58.143	56.469	11.128	72.70	58.003	4
18	25	R	Sam DRUCE	Yamaha TZR250 -	9	9:06.015	1 Lap	1 Lap	71.67	58.987	8
19	100	R	Paul NIELD	Yamaha TZR250 - www.ypmrc.co.uk	9	9:08.323	1 Lap	2.308	71.37	59.261	8
20	87		Denise BUTTON	Yamaha TZR250 -	9	9:18.084	1 Lap	9.761	70.12	1:00.191	2
21	67	C	Mark BAILEY	Yamaha TZR250 - Gforce motorcycles	9	9:24.071	1 Lap	5.987	69.38	1:00.446	8
22	99	C	Paul FIRTH	Yamaha TZR250 -	9	9:24.666	1 Lap	0.595	69.31	1:00.395	8
23	31	R	Rob FARMER	Yamaha TZR250 - Tempest Revivals / Obsession E	9	9:27.090	1 Lap	2.424	69.01	1:00.703	8
24	32	R	Lorraine ANSON	Yamaha TZR250 - Wallis & Whalin Racing	9	9:37.622	1 Lap	10.532	67.75	1:01.719	3
25	33	R	Kieran LEWIS	Yamaha TZR250 - Controls For Doors Ltd/ G Force	9	9:37.992	1 Lap	0.370	67.71	1:02.320	3
26	17	R	Dan MILES	Yamaha TZR250 -	9	9:43.341	1 Lap	5.349	67.09	1:01.107	7

NOT CLASSIFIED

DNF	62	R	Steve HUMPHRIES	Yamaha TZR250 -	4	4:57.822	6 Laps	5 Laps	58.40	1:11.450	3
-----	----	---	-----------------	-----------------	---	----------	--------	--------	-------	----------	---

FASTEST LAP

13			Doug EDMONDSON	Yamaha TZR250 - Stan Stephens Tuning	3	53.311			81.57 mph	131.27 kph
16	C		Martyn WHITE	Yamaha RD350YPVS - Taymar	10	55.056			78.98 mph	127.11 kph
27	R		Richard HAYWARD	Yamaha TZR250 - Gforce Motorcycles	9	56.790			76.57 mph	123.23 kph

Class - 92.5% of Race Speed = 74.25 mph
 Class C - 92.5% of Race Speed = 70.89 mph
 Class R - 92.5% of Race Speed = 69.19 mph

Brands Hatch Indy
 Circuit Length = 1.2079 miles
 Start: 14:13 Flag 14:22 End: 14:23

Weather / Track : Cloudy / Dry

These results are provisional until the conclusion of any judicial and technical matters.

Clerk Of Course :	Steward :	Timekeeper :
-------------------	-----------	--------------

Results can be found at www.tsl-timing.com

Printed - 14:23 Saturday, 05 October 2019



BMCRC - MRO Championships 2019 - Rnd 9 @ Brands Hatch Indy

DFDS Yamaha Past Masters

RACE 7 - LAP CHART

LAP 1 @ 14:13:59.251

NO	BEHIND	LAP TIME
13		58.837
24	0.596	59.433
19	1.417	1:00.254
81	1.593	1:00.430
101	2.167	1:01.004
70	3.877	1:02.714
95	4.304	1:03.141
74	4.375	1:03.212
15	4.432	1:03.269
16	5.518	1:04.355
7	6.217	1:05.054
55	6.502	1:05.339
27	6.846	1:05.683
60	6.942	1:05.779
57	6.977	1:05.814
80	7.866	1:06.703
72	8.000	1:06.837
25	8.776	1:07.613
100	9.002	1:07.839
87	9.995	1:08.832
99	12.158	1:10.995
31	12.495	1:11.332
67	13.647	1:12.484
32	14.058	1:12.895
33	14.470	1:13.307
62	21.723	1:20.560
17	26.893	1:25.730

LAP 2 @ 14:14:52.985

NO	BEHIND	LAP TIME
13		53.734
24	0.958	54.096
19	1.897	54.214
81	2.102	54.243
101	2.699	54.266
74	6.381	55.740
70	6.513	56.370
15	6.831	56.133
95	6.952	56.382
16	8.580	56.796
55	9.551	56.783
7	9.680	57.197
57	9.944	56.701
27	10.317	57.205
60	10.434	57.226
80	12.725	58.593
72	12.985	58.719
25	14.798	59.756
100	15.014	59.746
87	16.452	1:00.191
99	21.251	1:02.827
31	21.637	1:02.876
67	21.650	1:01.737
32	22.776	1:02.452
33	23.374	1:02.638
17	39.148	1:05.989
62	41.643	1:13.654

LAP 3 @ 14:15:46.296

NO	BEHIND	LAP TIME
13		53.311

24	1.312	53.665
19	3.090	54.504
81	3.411	54.620
101	3.440	54.052
74	7.791	54.721
70	9.633	56.431
15	9.736	56.216
95	9.822	56.181
16	11.725	56.456
55	13.340	57.100
7	13.598	57.229
57	13.707	57.074
27	14.183	57.177
60	14.288	57.165
72	17.727	58.053
80	18.198	58.784
25	21.270	59.783
100	21.506	59.803
87	23.979	1:00.838
99	30.026	1:02.086
67	30.064	1:01.725
31	30.540	1:02.214
32	31.184	1:01.719
33	32.383	1:02.320
17	48.411	1:02.574

LAP 4 @ 14:16:39.622

NO	BEHIND	LAP TIME
13		53.326
24	2.404	54.418
19	4.352	54.588
101	4.852	54.738
81	4.984	54.899
62	1 Lap	1:11.450
74	9.512	55.047
15	12.039	55.629
70	12.456	56.149
95	13.087	56.591
16	14.133	55.734
57	16.547	56.166
55	17.423	57.409
7	17.571	57.299
27	17.916	57.059
60	18.123	57.161
72	22.138	57.737
80	22.875	58.003
25	27.319	59.375
100	27.815	59.635
87	31.949	1:01.296
67	38.754	1:02.016
99	39.248	1:02.548
31	39.596	1:02.382
32	41.600	1:03.742
33	42.079	1:03.022

LAP 5 @ 14:17:33.442

NO	BEHIND	LAP TIME
13		53.820
24	2.490	53.906
17	1 Lap	1:01.944
19	4.748	54.216
81	4.939	53.775
101	5.261	54.229
74	11.715	56.023

15	14.192	55.973
70	14.463	55.827
95	15.544	56.277
16	16.049	55.736
57	19.245	56.518
7	20.150	56.399
55	21.564	57.961
60	21.703	57.400
27	22.257	58.161
62	1 Lap	1:12.158
72	25.912	57.594
80	27.110	58.055
25	33.759	1:00.260
100	33.898	59.903
87	39.932	1:01.803
67	46.588	1:01.654
99	47.554	1:02.126
31	47.903	1:02.127
32	51.050	1:03.270
33	51.843	1:03.584

LAP 6 @ 14:18:26.764

NO	BEHIND	LAP TIME
13		53.322
24	2.810	53.642
19	5.548	54.122
81	5.694	54.077
101	5.846	53.907
17	1 Lap	1:01.587
74	13.737	55.344
70	17.582	56.441
15	17.612	56.742
95	18.031	55.809
16	18.162	55.435
57	21.787	55.864
7	23.195	56.367
55	25.575	57.333
60	25.707	57.326
27	25.928	56.993
72	30.473	57.883
80	34.085	1:00.297
25	40.858	1:00.421
100	41.143	1:00.567
87	48.336	1:01.726

LAP 7 @ 14:19:21.299

NO	BEHIND	LAP TIME
13		54.535
67	1 Lap	1:01.782
99	1 Lap	1:01.642
31	1 Lap	1:02.172
24	2.457	54.182
19	5.406	54.393
81	5.870	54.711
101	6.091	54.780
32	1 Lap	1:03.314
33	1 Lap	1:03.200
74	14.112	54.910
17	1 Lap	1:01.347
15	19.323	56.246
70	19.355	56.308
95	19.484	55.988
16	19.666	56.039
57	23.212	55.960

7	24.641	55.981
55	28.633	57.593
60	28.862	57.690
27	29.031	57.638
72	33.352	57.414
80	38.719	59.169
25	46.513	1:00.190
100	46.547	59.939

LAP 8 @ 14:20:15.006

NO	BEHIND	LAP TIME
13		53.707
87	1 Lap	1:01.394
24	3.089	54.339
19	6.240	54.541
81	6.446	54.283
101	7.846	55.462
67	1 Lap	1:01.227
99	1 Lap	1:01.383
31	1 Lap	1:01.888
74	15.678	55.273
32	1 Lap	1:03.476
33	1 Lap	1:03.102
15	21.565	55.949
70	22.224	56.576
16	22.426	56.467
95	22.849	57.072
57	25.589	56.084
17	1 Lap	1:01.107
7	26.697	55.763
55	32.498	57.572
60	32.731	57.576
27	32.848	57.524
72	37.273	57.628
80	44.403	59.391
25	51.793	58.987
100	52.101	59.261

LAP 9 @ 14:21:08.432

NO	BEHIND	LAP TIME
13		53.426
24	3.189	53.526
19	7.118	54.304
81	7.235	54.215
101	8.644	54.224
87	1 Lap	1:01.090
67	1 Lap	1:00.446
99	1 Lap	1:00.395
74	17.258	55.006
31	1 Lap	1:00.703
15	23.976	55.837
16	25.434	56.434
70	25.610	56.812
95	25.872	56.449
32	1 Lap	1:03.057
33	1 Lap	1:03.042
57	27.757	55.594
7	29.562	56.291
17	1 Lap	1:01.508
55	36.039	56.967
27	36.212	56.790
60	36.417	57.112
72	41.456	57.609
80	50.448	59.471

LAP 10 @ 14:22:02.088

NO	BEHIND	LAP TIME
13		53.656
24	3.933	54.400
25	1 Lap	59.630
100	1 Lap	1:01.630
19	7.522	54.060
81	7.677	54.098
101	9.157	54.169
87	1 Lap	1:00.914
74	19.124	55.522
67	1 Lap	1:01.000
99	1 Lap	1:00.664
31	1 Lap	1:01.396
15	25.714	55.394
16	26.834	55.056
70	27.581	55.627
95	27.849	55.633
57	30.489	56.388
7	33.238	57.332
32	1 Lap	1:03.697
33	1 Lap	1:03.777
27	39.678	57.122
55	40.245	57.862
60	40.409	57.648
17	1 Lap	1:01.555
72	45.341	57.541
80	56.469	59.677

Brands Hatch Indy

Circuit Length = 1.2079 miles

Start: 14:13 Flag 14:22 End: 14:23

Weather / Track : Cloudy / Dry

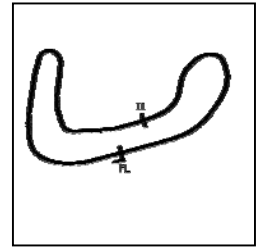
Results can be found at www.tsl-timing.com

Printed - 14:27 Saturday, 05 October 2019

BMCRC - MRO Championships 2019 - Rnd 9 @ Brands Hatch Indy

DFDS Yamaha Past Masters

RACE 7 - SECTOR ANALYSIS



SECTOR 1 = FL to I1, SECTOR 2 = I1 to FL, DIFF = Difference To Personal Best Lap, P = Crossed Finish Line in Pit Lane, D = Time Disallowed

P1 13		Doug EDMONDSON		Yamaha TZR250 - Stan Stephens Tuning			
IDEAL LAP TIME : 53.241		BEST LAP TIME : 53.311		DIFFERENCE : 0.070			
LAP	SECTOR 1	SECTOR 2	LAP TIME	MPH	DIFF	TIME OF DAY	
1 -		21.531	58.837	73.90	5.526	14:13:59.251	
2 -	32.029	21.705	53.734	80.92	0.423	14:14:52.985	
3 -	31.776	21.535	53.311 (1)	81.57		14:15:46.296	
4 -	31.721	21.605	53.326 (3)	81.54	0.015	14:16:39.622	
5 -	32.235	21.585	53.820	80.79	0.509	14:17:33.442	
6 -	31.802	21.520	53.322 (2)	81.55	0.011	14:18:26.764	
7 -	32.057	22.478	54.535	79.73	1.224	14:19:21.299	
8 -	31.751	21.956	53.707	80.96	0.396	14:20:15.006	
9 -	31.760	21.666	53.426	81.39	0.115	14:21:08.432	
10 -	31.733	21.923	53.656	81.04	0.345	14:22:02.088	

P2 24		Scott CARSON		Yamaha TZR250 - Brian Grays Powerbiking,All England Diamor			
IDEAL LAP TIME : 53.502		BEST LAP TIME : 53.526		DIFFERENCE : 0.024			
LAP	SECTOR 1	SECTOR 2	LAP TIME	MPH	DIFF	TIME OF DAY	
1 -		21.724	59.433	73.16	5.907	14:13:59.847	
2 -	32.455	21.641	54.096	80.38	0.570	14:14:53.943	
3 -	32.023	21.642	53.665 (3)	81.03	0.139	14:15:47.608	
4 -	32.015	22.403	54.418	79.91	0.892	14:16:42.026	
5 -	32.062	21.844	53.906	80.67	0.380	14:17:35.932	
6 -	32.067	21.575	53.642 (2)	81.06	0.116	14:18:29.574	
7 -	32.616	21.566	54.182	80.25	0.656	14:19:23.756	
8 -	32.679	21.660	54.339	80.02	0.813	14:20:18.095	
9 -	31.936	21.590	53.526 (1)	81.24		14:21:11.621	
10 -	32.064	22.336	54.400	79.93	0.874	14:22:06.021	

P3 19		Peter BRANTON		Yamaha TZR250 -			
IDEAL LAP TIME : 53.990		BEST LAP TIME : 54.060		DIFFERENCE : 0.070			
LAP	SECTOR 1	SECTOR 2	LAP TIME	MPH	DIFF	TIME OF DAY	
1 -		21.851	1:00.254	72.17	6.194	14:14:00.668	
2 -	32.515	21.699	54.214 (3)	80.21	0.154	14:14:54.882	
3 -	32.656	21.848	54.504	79.78	0.444	14:15:49.386	
4 -	32.585	22.003	54.588	79.66	0.528	14:16:43.974	
5 -	32.501	21.715	54.216	80.20	0.156	14:17:38.190	
6 -	32.291	21.831	54.122 (2)	80.34	0.062	14:18:32.312	
7 -	32.482	21.911	54.393	79.94	0.333	14:19:26.705	
8 -	32.415	22.126	54.541	79.73	0.481	14:20:21.246	
9 -	32.303	22.001	54.304	80.07	0.244	14:21:15.550	
10 -	32.296	21.764	54.060 (1)	80.44		14:22:09.610	

P4 81		Scott GRANT		Yamaha TZR250 -			
IDEAL LAP TIME : 53.775		BEST LAP TIME : 53.775		DIFFERENCE : 0.000			
LAP	SECTOR 1	SECTOR 2	LAP TIME	MPH	DIFF	TIME OF DAY	
1 -		21.661	1:00.430	71.96	6.655	14:14:00.844	
2 -	32.479	21.764	54.243	80.16	0.468	14:14:55.087	
3 -	32.602	22.018	54.620	79.61	0.845	14:15:49.707	
4 -	32.706	22.193	54.899	79.21	1.124	14:16:44.606	
5 -	32.159	21.616	53.775 (1)	80.86		14:17:38.381	
6 -	32.208	21.869	54.077 (2)	80.41	0.302	14:18:32.458	
7 -	32.475	22.236	54.711	79.48	0.936	14:19:27.169	
8 -	32.176	22.107	54.283	80.10	0.508	14:20:21.452	
9 -	32.271	21.944	54.215	80.21	0.440	14:21:15.667	
10 -	32.333	21.765	54.098 (3)	80.38	0.323	14:22:09.765	

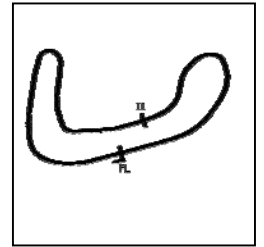
Weather / Track : Cloudy / Dry

Brands Hatch Indy
Circuit Length = 1.2079 miles
Start: 14:13 Flag 14:22 End: 14:23

BMCRC - MRO Championships 2019 - Rnd 9 @ Brands Hatch Indy

DFDS Yamaha Past Masters

RACE 7 - SECTOR ANALYSIS



SECTOR 1 = FL to I1, SECTOR 2 = I1 to FL, DIFF = Difference To Personal Best Lap, P = Crossed Finish Line in Pit Lane, D = Time Disallowed

P5 101		Andrew DAVIES		Yamaha TZR250 - GIBSON EXHAUSTS		
IDEAL LAP TIME : 53.608		BEST LAP TIME : 53.907		DIFFERENCE : 0.299		
LAP	SECTOR 1	SECTOR 2	LAP TIME	MPH	DIFF	TIME OF DAY
1 -		21.878	1:01.004	71.28	7.097	14:14:01.418
2 -	32.784	21.482	54.266	80.13	0.359	14:14:55.684
3 -	32.351	21.701	54.052 (2)	80.45	0.145	14:15:49.736
4 -	32.618	22.120	54.738	79.44	0.831	14:16:44.474
5 -	32.596	21.633	54.229	80.18	0.322	14:17:38.703
6 -	32.291	21.616	53.907 (1)	80.66		14:18:32.610
7 -	32.681	22.099	54.780	79.38	0.873	14:19:27.390
8 -	32.895	22.567	55.462	78.40	1.555	14:20:22.852
9 -	32.362	21.862	54.224	80.19	0.317	14:21:17.076
10 -	32.126	22.043	54.169 (3)	80.27	0.262	14:22:11.245

P6 74		Paul WHITBY		Yamaha TZR250 - Greybridge Ltd		
IDEAL LAP TIME : 54.508		BEST LAP TIME : 54.721		DIFFERENCE : 0.213		
LAP	SECTOR 1	SECTOR 2	LAP TIME	MPH	DIFF	TIME OF DAY
1 -		22.694	1:03.212	68.79	8.491	14:14:03.626
2 -	33.032	22.708	55.740	78.01	1.019	14:14:59.366
3 -	32.667	22.054	54.721 (1)	79.46		14:15:54.087
4 -	32.836	22.211	55.047	78.99	0.326	14:16:49.134
5 -	33.407	22.616	56.023	77.62	1.302	14:17:45.157
6 -	33.010	22.334	55.344	78.57	0.623	14:18:40.501
7 -	32.575	22.335	54.910 (2)	79.19	0.189	14:19:35.411
8 -	32.676	22.597	55.273	78.67	0.552	14:20:30.684
9 -	32.454	22.552	55.006 (3)	79.05	0.285	14:21:25.690
10 -	33.223	22.299	55.522	78.32	0.801	14:22:21.212

P7 15 C		Billy PERKINS		Yamaha TZR250 - T.w fuggle & son / Windsor food machinery		
IDEAL LAP TIME : 55.235		BEST LAP TIME : 55.394		DIFFERENCE : 0.159		
LAP	SECTOR 1	SECTOR 2	LAP TIME	MPH	DIFF	TIME OF DAY
1 -		22.872	1:03.269	68.73	7.875	14:14:03.683
2 -	33.654	22.479	56.133	77.46	0.739	14:14:59.816
3 -	33.096	23.120	56.216	77.35	0.822	14:15:56.032
4 -	33.255	22.374	55.629 (2)	78.17	0.235	14:16:51.661
5 -	33.529	22.444	55.973	77.69	0.579	14:17:47.634
6 -	33.817	22.925	56.742	76.63	1.348	14:18:44.376
7 -	33.660	22.586	56.246	77.31	0.852	14:19:40.622
8 -	33.610	22.339	55.949	77.72	0.555	14:20:36.571
9 -	32.896	22.941	55.837 (3)	77.88	0.443	14:21:32.408
10 -	32.982	22.412	55.394 (1)	78.50		14:22:27.802

P8 16 C		Martyn WHITE		Yamaha RD350YPVS - Taymar		
IDEAL LAP TIME : 55.036		BEST LAP TIME : 55.056		DIFFERENCE : 0.020		
LAP	SECTOR 1	SECTOR 2	LAP TIME	MPH	DIFF	TIME OF DAY
1 -		22.860	1:04.355	67.57	9.299	14:14:04.769
2 -	34.267	22.529	56.796	76.56	1.740	14:15:01.565
3 -	33.950	22.506	56.456	77.02	1.400	14:15:58.021
4 -	33.568	22.166	55.734 (3)	78.02	0.678	14:16:53.755
5 -	33.505	22.231	55.736	78.02	0.680	14:17:49.491
6 -	33.151	22.284	55.435 (2)	78.44	0.379	14:18:44.926
7 -	33.639	22.400	56.039	77.59	0.983	14:19:40.965
8 -	33.667	22.800	56.467	77.01	1.411	14:20:37.432
9 -	33.324	23.110	56.434	77.05	1.378	14:21:33.866
10 -	32.870	22.186	55.056 (1)	78.98		14:22:28.922

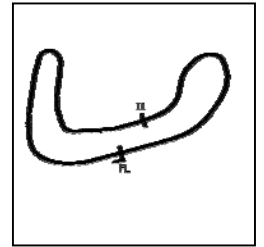
Weather / Track : Cloudy / Dry

Brands Hatch Indy
Circuit Length = 1.2079 miles
Start: 14:13 Flag 14:22 End: 14:23

BMCRC - MRO Championships 2019 - Rnd 9 @ Brands Hatch Indy

DFDS Yamaha Past Masters

RACE 7 - SECTOR ANALYSIS



SECTOR 1 = FL to I1, SECTOR 2 = I1 to FL, DIFF = Difference To Personal Best Lap, P = Crossed Finish Line in Pit Lane, D = Time Disallowed

P9 70		Andrew BURSCOUGH		Yamaha YPVS 350 - Apollo Tuning		
IDEAL LAP TIME : 55.443		BEST LAP TIME : 55.627		DIFFERENCE : 0.184		
LAP	SECTOR 1	SECTOR 2	LAP TIME	MPH	DIFF	TIME OF DAY
1 -		22.701	1:02.714	69.34	7.087	14:14:03.128
2 -	33.384	22.986	56.370	77.14	0.743	14:14:59.498
3 -	33.219	23.212	56.431	77.06	0.804	14:15:55.929
4 -	33.601	22.548	56.149 (3)	77.44	0.522	14:16:52.078
5 -	33.366	22.461	55.827 (2)	77.89	0.200	14:17:47.905
6 -	33.313	23.128	56.441	77.04	0.814	14:18:44.346
7 -	33.397	22.911	56.308	77.22	0.681	14:19:40.654
8 -	33.883	22.693	56.576	76.86	0.949	14:20:37.230
9 -	33.387	23.425	56.812	76.54	1.185	14:21:34.042
10 -	32.982	22.645	55.627 (1)	78.17		14:22:29.669

P10 95 C		Simon CLARK		Yamaha TZR250 - Towan Motors, GardinerPage&Roe		
IDEAL LAP TIME : 55.446		BEST LAP TIME : 55.633		DIFFERENCE : 0.187		
LAP	SECTOR 1	SECTOR 2	LAP TIME	MPH	DIFF	TIME OF DAY
1 -		23.152	1:03.141	68.87	7.508	14:14:03.555
2 -	34.015	22.367	56.382	77.12	0.749	14:14:59.937
3 -	33.318	22.863	56.181	77.40	0.548	14:15:56.118
4 -	33.680	22.911	56.591	76.84	0.958	14:16:52.709
5 -	33.762	22.515	56.277	77.27	0.644	14:17:48.986
6 -	33.399	22.410	55.809 (2)	77.91	0.176	14:18:44.795
7 -	33.434	22.554	55.988 (3)	77.67	0.355	14:19:40.783
8 -	34.126	22.946	57.072	76.19	1.439	14:20:37.855
9 -	33.197	23.252	56.449	77.03	0.816	14:21:34.304
10 -	33.079	22.554	55.633 (1)	78.16		14:22:29.937

P11 57 C		Geoff MOOK		Yamaha TZR250 -		
IDEAL LAP TIME : 55.535		BEST LAP TIME : 55.594		DIFFERENCE : 0.059		
LAP	SECTOR 1	SECTOR 2	LAP TIME	MPH	DIFF	TIME OF DAY
1 -		22.637	1:05.814	66.07	10.220	14:14:06.228
2 -	33.828	22.873	56.701	76.69	1.107	14:15:02.929
3 -	34.349	22.725	57.074	76.19	1.480	14:16:00.003
4 -	33.548	22.618	56.166	77.42	0.572	14:16:56.169
5 -	33.997	22.521	56.518	76.94	0.924	14:17:52.687
6 -	33.297	22.567	55.864 (2)	77.84	0.270	14:18:48.551
7 -	33.490	22.470	55.960 (3)	77.70	0.366	14:19:44.511
8 -	33.521	22.563	56.084	77.53	0.490	14:20:40.595
9 -	33.356	22.238	55.594 (1)	78.22		14:21:36.189
10 -	33.534	22.854	56.388	77.11	0.794	14:22:32.577

P12 7		Pete FISHWICK		Yamaha TZR250 -		
IDEAL LAP TIME : 55.763		BEST LAP TIME : 55.763		DIFFERENCE : 0.000		
LAP	SECTOR 1	SECTOR 2	LAP TIME	MPH	DIFF	TIME OF DAY
1 -		23.154	1:05.054	66.84	9.291	14:14:05.468
2 -	34.400	22.797	57.197	76.02	1.434	14:15:02.665
3 -	34.372	22.857	57.229	75.98	1.466	14:15:59.894
4 -	34.459	22.840	57.299	75.89	1.536	14:16:57.193
5 -	33.639	22.760	56.399	77.10	0.636	14:17:53.592
6 -	33.594	22.773	56.367	77.14	0.604	14:18:49.959
7 -	33.466	22.515	55.981 (2)	77.68	0.218	14:19:45.940
8 -	33.324	22.439	55.763 (1)	77.98		14:20:41.703
9 -	33.733	22.558	56.291 (3)	77.25	0.528	14:21:37.994
10 -	34.452	22.880	57.332	75.84	1.569	14:22:35.326

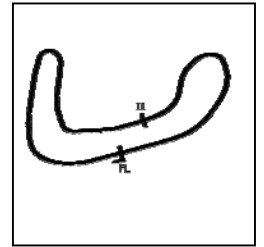
Weather / Track : Cloudy / Dry

Brands Hatch Indy
Circuit Length = 1.2079 miles
Start: 14:13 Flag 14:22 End: 14:23

BMCRC - MRO Championships 2019 - Rnd 9 @ Brands Hatch Indy

DFDS Yamaha Past Masters

RACE 7 - SECTOR ANALYSIS



SECTOR 1 = FL to I1, SECTOR 2 = I1 to FL, DIFF = Difference To Personal Best Lap, P = Crossed Finish Line in Pit Lane, D = Time Disallowed

P13 27 R		Richard HAYWARD		Yamaha TZR250 - Gforce Motorcycles		
IDEAL LAP TIME : 56.480		BEST LAP TIME : 56.790		DIFFERENCE : 0.310		
LAP	SECTOR 1	SECTOR 2	LAP TIME	MPH	DIFF	TIME OF DAY
1 -		22.887	1:05.683	66.20	8.893	14:14:06.097
2 -	34.224	22.981	57.205	76.01	0.415	14:15:03.302
3 -	34.176	23.001	57.177	76.05	0.387	14:16:00.479
4 -	34.157	22.902	57.059 (3)	76.21	0.269	14:16:57.538
5 -	33.996	24.165	58.161	74.76	1.371	14:17:55.699
6 -	33.803	23.190	56.993 (2)	76.30	0.203	14:18:52.692
7 -	34.524	23.114	57.638	75.44	0.848	14:19:50.330
8 -	34.102	23.422	57.524	75.59	0.734	14:20:47.854
9 -	33.900	22.890	56.790 (1)	76.57		14:21:44.644
10 -	34.445	22.677	57.122	76.12	0.332	14:22:41.766

P14 55		Paul TOLAND		Yamaha TZR250 -		
IDEAL LAP TIME : 56.603		BEST LAP TIME : 56.783		DIFFERENCE : 0.180		
LAP	SECTOR 1	SECTOR 2	LAP TIME	MPH	DIFF	TIME OF DAY
1 -		23.255	1:05.339	66.55	8.556	14:14:05.753
2 -	33.773	23.010	56.783 (1)	76.58		14:15:02.536
3 -	33.910	23.190	57.100 (3)	76.15	0.317	14:15:59.636
4 -	34.072	23.337	57.409	75.74	0.626	14:16:57.045
5 -	34.240	23.721	57.961	75.02	1.178	14:17:55.006
6 -	34.089	23.244	57.333	75.84	0.550	14:18:52.339
7 -	34.409	23.184	57.593	75.50	0.810	14:19:49.932
8 -	34.353	23.219	57.572	75.53	0.789	14:20:47.504
9 -	34.137	22.830	56.967 (2)	76.33	0.184	14:21:44.471
10 -	34.760	23.102	57.862	75.15	1.079	14:22:42.333

P15 60 C		Daniel GOUGH		Yamaha TZR250 - G Force Motorcycles		
IDEAL LAP TIME : 56.736		BEST LAP TIME : 57.112		DIFFERENCE : 0.376		
LAP	SECTOR 1	SECTOR 2	LAP TIME	MPH	DIFF	TIME OF DAY
1 -		22.793	1:05.779	66.10	8.667	14:14:06.193
2 -	34.426	22.800	57.226	75.99	0.114	14:15:03.419
3 -	34.349	22.816	57.165 (3)	76.07	0.053	14:16:00.584
4 -	34.247	22.914	57.161 (2)	76.07	0.049	14:16:57.745
5 -	34.147	23.253	57.400	75.75	0.288	14:17:55.145
6 -	34.190	23.136	57.326	75.85	0.214	14:18:52.471
7 -	34.561	23.129	57.690	75.37	0.578	14:19:50.161
8 -	34.598	22.978	57.576	75.52	0.464	14:20:47.737
9 -	34.523	22.589	57.112 (1)	76.14		14:21:44.849
10 -	34.538	23.110	57.648	75.43	0.536	14:22:42.497

P16 72 C		Chris THAY		Yamaha TZR250 - Scell-it uk		
IDEAL LAP TIME : 57.157		BEST LAP TIME : 57.414		DIFFERENCE : 0.257		
LAP	SECTOR 1	SECTOR 2	LAP TIME	MPH	DIFF	TIME OF DAY
1 -		23.189	1:06.837	65.06	9.423	14:14:07.251
2 -	35.306	23.413	58.719	74.05	1.305	14:15:05.970
3 -	35.003	23.050	58.053	74.90	0.639	14:16:04.023
4 -	34.835	22.902	57.737	75.31	0.323	14:17:01.760
5 -	34.474	23.120	57.594 (3)	75.50	0.180	14:17:59.354
6 -	35.018	22.865	57.883	75.12	0.469	14:18:57.237
7 -	34.731	22.683	57.414 (1)	75.74		14:19:54.651
8 -	34.838	22.790	57.628	75.45	0.214	14:20:52.279
9 -	34.694	22.915	57.609	75.48	0.195	14:21:49.888
10 -	34.640	22.901	57.541 (2)	75.57	0.127	14:22:47.429

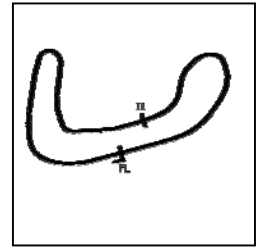
Weather / Track : Cloudy / Dry

Brands Hatch Indy
Circuit Length = 1.2079 miles
Start: 14:13 Flag 14:22 End: 14:23

BMCRC - MRO Championships 2019 - Rnd 9 @ Brands Hatch Indy

DFDS Yamaha Past Masters

RACE 7 - SECTOR ANALYSIS



SECTOR 1 = FL to I1, SECTOR 2 = I1 to FL, DIFF = Difference To Personal Best Lap, P = Crossed Finish Line in Pit Lane, D = Time Disallowed

P17 80 R		David BALL		Yamaha TZR250 - Gardiner Page and Roe pension consultants			
IDEAL LAP TIME : 57.784		BEST LAP TIME : 58.003		DIFFERENCE : 0.219			
LAP	SECTOR 1	SECTOR 2	LAP TIME	MPH	DIFF	TIME OF DAY	
1 -		23.487	1:06.703	65.19	8.700	14:14:07.117	
2 -	35.312	23.281	58.593 (3)	74.21	0.590	14:15:05.710	
3 -	35.209	23.575	58.784	73.97	0.781	14:16:04.494	
4 -	34.869	23.134	58.003 (1)	74.97		14:17:02.497	
5 -	34.650	23.405	58.055 (2)	74.90	0.052	14:18:00.552	
6 -	36.766	23.531	1:00.297	72.11	2.294	14:19:00.849	
7 -	35.388	23.781	59.169	73.49	1.166	14:20:00.018	
8 -	35.543	23.848	59.391	73.21	1.388	14:20:59.409	
9 -	35.725	23.746	59.471	73.12	1.468	14:21:58.880	
10 -	35.812	23.865	59.677	72.86	1.674	14:22:58.557	

P18 25 R		Sam DRUCE		Yamaha TZR250 -			
IDEAL LAP TIME : 58.884		BEST LAP TIME : 58.987		DIFFERENCE : 0.103			
LAP	SECTOR 1	SECTOR 2	LAP TIME	MPH	DIFF	TIME OF DAY	
1 -		23.732	1:07.613	64.31	8.626	14:14:08.027	
2 -	36.194	23.562	59.756	72.77	0.769	14:15:07.783	
3 -	35.947	23.836	59.783	72.73	0.796	14:16:07.566	
4 -	35.635	23.740	59.375 (2)	73.23	0.388	14:17:06.941	
5 -	36.019	24.241	1:00.260	72.16	1.273	14:18:07.201	
6 -	36.656	23.765	1:00.421	71.97	1.434	14:19:07.622	
7 -	36.603	23.587	1:00.190	72.24	1.203	14:20:07.812	
8 -	35.322	23.665	58.987 (1)	73.72		14:21:06.799	
9 -	35.598	24.032	59.630 (3)	72.92	0.643	14:22:06.429	

P19 100 R		Paul NIELD		Yamaha TZR250 - www.ypmrc.co.uk			
IDEAL LAP TIME : 59.101		BEST LAP TIME : 59.261		DIFFERENCE : 0.160			
LAP	SECTOR 1	SECTOR 2	LAP TIME	MPH	DIFF	TIME OF DAY	
1 -		23.568	1:07.839	64.10	8.578	14:14:08.253	
2 -	36.313	23.433	59.746 (3)	72.78	0.485	14:15:07.999	
3 -	35.966	23.837	59.803	72.71	0.542	14:16:07.802	
4 -	36.117	23.518	59.635 (2)	72.92	0.374	14:17:07.437	
5 -	35.992	23.911	59.903	72.59	0.642	14:18:07.340	
6 -	36.907	23.660	1:00.567	71.79	1.306	14:19:07.907	
7 -	36.176	23.763	59.939	72.55	0.678	14:20:07.846	
8 -	35.743	23.518	59.261 (1)	73.38		14:21:07.107	
9 -	35.668	25.962	1:01.630	70.55	2.369	14:22:08.737	

P20 87		Denise BUTTON		Yamaha TZR250 -			
IDEAL LAP TIME : 59.888		BEST LAP TIME : 1:00.191		DIFFERENCE : 0.303			
LAP	SECTOR 1	SECTOR 2	LAP TIME	MPH	DIFF	TIME OF DAY	
1 -		23.886	1:08.832	63.17	8.641	14:14:09.246	
2 -	36.002	24.189	1:00.191 (1)	72.24		14:15:09.437	
3 -	36.436	24.402	1:00.838 (2)	71.47	0.647	14:16:10.275	
4 -	36.437	24.859	1:01.296	70.94	1.105	14:17:11.571	
5 -	36.944	24.859	1:01.803	70.36	1.612	14:18:13.374	
6 -	37.087	24.639	1:01.726	70.45	1.535	14:19:15.100	
7 -	37.041	24.353	1:01.394	70.83	1.203	14:20:16.494	
8 -	36.661	24.429	1:01.090	71.18	0.899	14:21:17.584	
9 -	36.548	24.366	1:00.914 (3)	71.38	0.723	14:22:18.498	

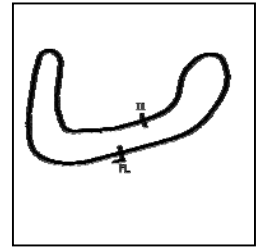
Weather / Track : Cloudy / Dry

Brands Hatch Indy
Circuit Length = 1.2079 miles
Start: 14:13 Flag 14:22 End: 14:23

BMCRC - MRO Championships 2019 - Rnd 9 @ Brands Hatch Indy

DFDS Yamaha Past Masters

RACE 7 - SECTOR ANALYSIS



SECTOR 1 = FL to I1, SECTOR 2 = I1 to FL, DIFF = Difference To Personal Best Lap, P = Crossed Finish Line in Pit Lane, D = Time Disallowed

P21 67 C		Mark BAILEY		Yamaha TZR250 - Gforce motorcycles			
IDEAL LAP TIME : 1:00.400		BEST LAP TIME : 1:00.446		DIFFERENCE : 0.046			
LAP	SECTOR 1	SECTOR 2	LAP TIME	MPH	DIFF	TIME OF DAY	
1 -		25.771	1:12.484	59.99	12.038	14:14:12.898	
2 -	37.038	24.699	1:01.737	70.43	1.291	14:15:14.635	
3 -	36.989	24.736	1:01.725	70.45	1.279	14:16:16.360	
4 -	37.107	24.909	1:02.016	70.12	1.570	14:17:18.376	
5 -	37.069	24.585	1:01.654	70.53	1.208	14:18:20.030	
6 -	36.954	24.828	1:01.782	70.38	1.336	14:19:21.812	
7 -	37.087	24.140	1:01.227 (3)	71.02	0.781	14:20:23.039	
8 -	36.260	24.186	1:00.446 (1)	71.94		14:21:23.485	
9 -	36.724	24.276	1:01.000 (2)	71.28	0.554	14:22:24.485	

P22 99 C		Paul FIRTH		Yamaha TZR250 -			
IDEAL LAP TIME : 1:00.164		BEST LAP TIME : 1:00.395		DIFFERENCE : 0.231			
LAP	SECTOR 1	SECTOR 2	LAP TIME	MPH	DIFF	TIME OF DAY	
1 -		25.155	1:10.995	61.25	10.600	14:14:11.409	
2 -	37.799	25.028	1:02.827	69.21	2.432	14:15:14.236	
3 -	37.178	24.908	1:02.086	70.04	1.691	14:16:16.322	
4 -	37.676	24.872	1:02.548	69.52	2.153	14:17:18.870	
5 -	37.543	24.583	1:02.126	69.99	1.731	14:18:20.996	
6 -	37.095	24.547	1:01.642	70.54	1.247	14:19:22.638	
7 -	36.816	24.567	1:01.383 (3)	70.84	0.988	14:20:24.021	
8 -	36.072	24.323	1:00.395 (1)	72.00		14:21:24.416	
9 -	36.572	24.092	1:00.664 (2)	71.68	0.269	14:22:25.080	

P23 31 R		Rob FARMER		Yamaha TZR250 - Tempest Revivals / Obsession Engineering			
IDEAL LAP TIME : 1:00.703		BEST LAP TIME : 1:00.703		DIFFERENCE : 0.000			
LAP	SECTOR 1	SECTOR 2	LAP TIME	MPH	DIFF	TIME OF DAY	
1 -		24.698	1:11.332	60.96	10.629	14:14:11.746	
2 -	37.897	24.979	1:02.876	69.16	2.173	14:15:14.622	
3 -	37.716	24.498	1:02.214	69.89	1.511	14:16:16.836	
4 -	37.435	24.947	1:02.382	69.70	1.679	14:17:19.218	
5 -	37.443	24.684	1:02.127	69.99	1.424	14:18:21.345	
6 -	37.104	25.068	1:02.172	69.94	1.469	14:19:23.517	
7 -	37.372	24.516	1:01.888 (3)	70.26	1.185	14:20:25.405	
8 -	36.396	24.307	1:00.703 (1)	71.63		14:21:26.108	
9 -	36.957	24.439	1:01.396 (2)	70.82	0.693	14:22:27.504	

P24 32 R		Lorraine ANSON		Yamaha TZR250 - Wallis & Whalin Racing			
IDEAL LAP TIME : 1:01.719		BEST LAP TIME : 1:01.719		DIFFERENCE : 0.000			
LAP	SECTOR 1	SECTOR 2	LAP TIME	MPH	DIFF	TIME OF DAY	
1 -		25.661	1:12.895	59.65	11.176	14:14:13.309	
2 -	37.834	24.618	1:02.452 (2)	69.63	0.733	14:15:15.761	
3 -	37.278	24.441	1:01.719 (1)	70.45		14:16:17.480	
4 -	38.806	24.936	1:03.742	68.22	2.023	14:17:21.222	
5 -	38.258	25.012	1:03.270	68.73	1.551	14:18:24.492	
6 -	38.181	25.133	1:03.314	68.68	1.595	14:19:27.806	
7 -	38.120	25.356	1:03.476	68.50	1.757	14:20:31.282	
8 -	37.963	25.094	1:03.057 (3)	68.96	1.338	14:21:34.339	
9 -	38.643	25.054	1:03.697	68.27	1.978	14:22:38.036	

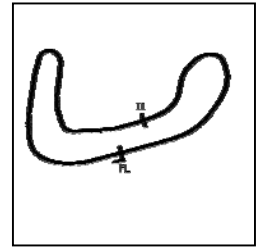
Weather / Track : Cloudy / Dry

Brands Hatch Indy
Circuit Length = 1.2079 miles
Start: 14:13 Flag 14:22 End: 14:23

BMCRC - MRO Championships 2019 - Rnd 9 @ Brands Hatch Indy

DFDS Yamaha Past Masters

RACE 7 - SECTOR ANALYSIS



SECTOR 1 = FL to I1, SECTOR 2 = I1 to FL, DIFF = Difference To Personal Best Lap, P = Crossed Finish Line in Pit Lane, D = Time Disallowed

P25 33 R		Kieran LEWIS		Yamaha TZR250 - Controls For Doors Ltd/ G Force Motorcycles			
IDEAL LAP TIME : 1:02.291		BEST LAP TIME : 1:02.320		DIFFERENCE : 0.029			
LAP	SECTOR 1	SECTOR 2	LAP TIME	MPH	DIFF	TIME OF DAY	
1 -		25.556	1:13.307	59.32	10.987	14:14:13.721	
2 -	37.764	24.874	1:02.638 (2)	69.42	0.318	14:15:16.359	
3 -	37.574	24.746	1:02.320 (1)	69.77		14:16:18.679	
4 -	37.906	25.116	1:03.022 (3)	69.00	0.702	14:17:21.701	
5 -	38.625	24.959	1:03.584	68.39	1.264	14:18:25.285	
6 -	37.545	25.655	1:03.200	68.80	0.880	14:19:28.485	
7 -	37.905	25.197	1:03.102	68.91	0.782	14:20:31.587	
8 -	38.034	25.008	1:03.042	68.97	0.722	14:21:34.629	
9 -	38.639	25.138	1:03.777	68.18	1.457	14:22:38.406	

P26 17 R		Dan MILES		Yamaha TZR250 -			
IDEAL LAP TIME : 1:00.793		BEST LAP TIME : 1:01.107		DIFFERENCE : 0.314			
LAP	SECTOR 1	SECTOR 2	LAP TIME	MPH	DIFF	TIME OF DAY	
1 -		38.930	1:25.730	50.72	24.623	14:14:26.144	
2 -	40.117	25.872	1:05.989	65.89	4.882	14:15:32.133	
3 -	37.885	24.689	1:02.574	69.49	1.467	14:16:34.707	
4 -	37.790	24.154	1:01.944	70.20	0.837	14:17:36.651	
5 -	37.039	24.548	1:01.587	70.60	0.480	14:18:38.238	
6 -	36.868	24.479	1:01.347 (2)	70.88	0.240	14:19:39.585	
7 -	36.768	24.339	1:01.107 (1)	71.16		14:20:40.692	
8 -	36.731	24.777	1:01.508 (3)	70.69	0.401	14:21:42.200	
9 -	37.493	24.062	1:01.555	70.64	0.448	14:22:43.755	

P27 62 R		Steve HUMPHRIES		Yamaha TZR250 -			
IDEAL LAP TIME : 1:10.849		BEST LAP TIME : 1:11.450		DIFFERENCE : 0.601			
LAP	SECTOR 1	SECTOR 2	LAP TIME	MPH	DIFF	TIME OF DAY	
1 -		27.689	1:20.560	53.97	9.110	14:14:20.974	
2 -	44.652	29.002	1:13.654 (3)	59.04	2.204	14:15:34.628	
3 -	43.430	28.020	1:11.450 (1)	60.86		14:16:46.078	
4 -	44.739	27.419	1:12.158 (2)	60.26	0.708	14:17:58.236	

BMCRC - MRO Championships 2019 - Rnd 9 @ Brands Hatch Indy

DFDS Yamaha Past Masters

RACE 7 - BEST SECTORS

SECTOR 1			SECTOR 2			IDEAL / BEST COMPARISON						
POS	NO	NAME	TIME	NO	NAME	TIME	POS	NO	NAME	IDEAL	BEST	DIFF
									PERFECT LAP	53.203		
1	13	EDMONDSON	31.721	101	DAVIES	21.482	1	13	EDMONDSON	53.241	53.311	0.070
2	24	CARSON	31.936	13	EDMONDSON	21.520	2	24	CARSON	53.502	53.526	0.024
3	101	DAVIES	32.126	24	CARSON	21.566	3	101	DAVIES	53.608	53.907	0.299
4	81	GRANT	32.159	81	GRANT	21.616	4	81	GRANT	53.775	53.775	0.000
5	19	BRANTON	32.291	19	BRANTON	21.699	5	19	BRANTON	53.990	54.060	0.070
6	74	WHITBY	32.454	74	WHITBY	22.054	6	74	WHITBY	54.508	54.721	0.213
7	16	WHITE	32.870	16	WHITE	22.166	7	16	WHITE	55.036	55.056	0.020
8	15	PERKINS	32.896	57	MOOK	22.238	8	15	PERKINS	55.235	55.394	0.159
9	70	BURSCOUGH	32.982	15	PERKINS	22.339	9	70	BURSCOUGH	55.443	55.627	0.184
10	95	CLARK	33.079	95	CLARK	22.367	10	95	CLARK	55.446	55.633	0.187
11	57	MOOK	33.297	7	FISHWICK	22.439	11	57	MOOK	55.535	55.594	0.059
12	7	FISHWICK	33.324	70	BURSCOUGH	22.461	12	7	FISHWICK	55.763	55.763	0.000
13	55	TOLAND	33.773	60	GOUGH	22.589	13	27	HAYWARD	56.480	56.790	0.310
14	27	HAYWARD	33.803	27	HAYWARD	22.677	14	55	TOLAND	56.603	56.783	0.180
15	60	GOUGH	34.147	72	THAY	22.683	15	60	GOUGH	56.736	57.112	0.376
16	72	THAY	34.474	55	TOLAND	22.830	16	72	THAY	57.157	57.414	0.257
17	80	BALL	34.650	80	BALL	23.134	17	80	BALL	57.784	58.003	0.219
18	25	DRUCE	35.322	100	NIELD	23.433	18	25	DRUCE	58.884	58.987	0.103
19	100	NIELD	35.668	25	DRUCE	23.562	19	100	NIELD	59.101	59.261	0.160
20	87	BUTTON	36.002	87	BUTTON	23.886	20	87	BUTTON	59.888	1:00.191	0.303
21	99	FIRTH	36.072	17	MILES	24.062	21	99	FIRTH	1:00.164	1:00.395	0.231
22	67	BAILEY	36.260	99	FIRTH	24.092	22	67	BAILEY	1:00.400	1:00.446	0.046
23	31	FARMER	36.396	67	BAILEY	24.140	23	31	FARMER	1:00.703	1:00.703	0.000
24	17	MILES	36.731	31	FARMER	24.307	24	17	MILES	1:00.793	1:01.107	0.314
25	32	ANSON	37.278	32	ANSON	24.441	25	32	ANSON	1:01.719	1:01.719	0.000
26	33	LEWIS	37.545	33	LEWIS	24.746	26	33	LEWIS	1:02.291	1:02.320	0.029
27	62	HUMPHRIES	43.430	62	HUMPHRIES	27.419	27	62	HUMPHRIES	1:10.849	1:11.450	0.601

Weather / Track : Cloudy / Dry

Results can be found at www.tsl-timing.com

Brands Hatch Indy
Circuit Length = 1.2079 miles
Start: 14:13 Flag 14:22 End: 14:23

Printed - 14:27 Saturday, 05 October 2019

BMCRC - MRO Championships 2019 - Rnd 9 @ Brands Hatch Indy

DFDS Yamaha Past Masters

RACE 7 - STATISTICS

Competitors Started 27
Planned Start 2019-10-05 @ 14:10:00.000
Actual Start 2019-10-05 @ 14:13:00.413
Finish Time 2019-10-05 @ 14:22:02.087
Track Length 1.2079mi.
Total Laps 255
Total Distance Covered 308.0261mi.

Session Fastest Lap History

NO	CL	NAME	LAP TIME	TIME OF DAY	LAP	VEHICLE
13		Doug EDMONDSON	53.734	14:14:52.996	2	Yamaha TZR250
13		Doug EDMONDSON	53.311	14:15:46.308	3	Yamaha TZR250

Session Leader History

NO	CL	NAME	FROM LAP	LAPS LED	DISTANCE	VEHICLE
13		Doug EDMONDSON	1	10	12.07 miles	Yamaha TZR250

Flag History

TYPE	TIME OF DAY
GREEN	14:13:00.413
FINISH	14:22:02.087

Flag Statistics

TYPE	COUNT	TOTAL LAPS	TOTAL TIME
Green	1	10	10:04.576
Red	0	0	0.000
Safety Car	0	0	0.000
FCY	0	0	0.000

Weather / Track : Cloudy / Dry

These results are provisional until the conclusion of any judicial and technical matters.

Brands Hatch Indy
Circuit Length = 1.2079 miles
Start: 14:13 Flag 14:22 End: 14:23

Clerk Of Course :	Timekeeper :
-------------------	--------------

BMCRC - MRO Championships 2019 - Rnd 9 @ Brands Hatch Indy

DFDS Yamaha Past Masters

RACE 7 - STATISTICS

CLASS : C

8 Starters

Fastest Lap History

NO	NAME	LAP TIME	TIME OF DAY	LAP	VEHICLE
15	Billy PERKINS	56.133	14:14:59.845	2	Yamaha TZR250
15	Billy PERKINS	55.629	14:16:51.691	4	Yamaha TZR250
16	Martyn WHITE	55.435	14:18:44.926	6	Yamaha RD350YPVS
15	Billy PERKINS	55.394	14:22:27.832	10	Yamaha TZR250
16	Martyn WHITE	55.056	14:22:28.944	10	Yamaha RD350YPVS

Leader History

NO	NAME	FROM LAP	LAPS LED	DISTANCE	VEHICLE
15	Billy PERKINS	1	10	12.07 miles	Yamaha TZR250

Weather / Track : Cloudy / Dry

These results are provisional until the conclusion of any judicial and technical matters.

Brands Hatch Indy

Circuit Length = 1.2079 miles

Start: 14:13 Flag 14:22 End: 14:23

Clerk Of Course :

Timekeeper :

BMCRC - MRO Championships 2019 - Rnd 9 @ Brands Hatch Indy

DFDS Yamaha Past Masters

RACE 7 - STATISTICS

CLASS : R

9 Starters

Fastest Lap History

NO	NAME	LAP TIME	TIME OF DAY	LAP	VEHICLE
27	Richard HAYWARD	57.205	14:15:03.328	2	Yamaha TZR250
27	Richard HAYWARD	57.177	14:16:00.505	3	Yamaha TZR250
27	Richard HAYWARD	57.059	14:16:57.564	4	Yamaha TZR250
27	Richard HAYWARD	56.993	14:18:52.719	6	Yamaha TZR250
27	Richard HAYWARD	56.790	14:21:44.670	9	Yamaha TZR250

Leader History

NO	NAME	FROM LAP	LAPS LED	DISTANCE	VEHICLE
27	Richard HAYWARD	1	10	12.07 miles	Yamaha TZR250

Weather / Track : Cloudy / Dry

These results are provisional until the conclusion of any judicial and technical matters.

Brands Hatch Indy

Circuit Length = 1.2079 miles

Start: 14:13 Flag 14:22 End: 14:23

Clerk Of Course :

Timekeeper :

BMCRC - MRO Championships 2019 - Rnd 9 @ Brands Hatch Indy

DFDS Yamaha Past Masters

RACE 7 - STATISTICS

CLASS :

10 Starters

Fastest Lap History

NO	NAME	LAP TIME	TIME OF DAY	LAP	VEHICLE
13	Doug EDMONDSON	53.734	14:14:52.996	2	Yamaha TZR250
13	Doug EDMONDSON	53.311	14:15:46.308	3	Yamaha TZR250

Leader History

NO	NAME	FROM LAP	LAPS LED	DISTANCE	VEHICLE
13	Doug EDMONDSON	1	10	12.07 miles	Yamaha TZR250

Weather / Track : Cloudy / Dry

These results are provisional until the conclusion of any judicial and technical matters.

Brands Hatch Indy

Circuit Length = 1.2079 miles

Start: 14:13 Flag 14:22 End: 14:23

Clerk Of Course :

Timekeeper :

BMCRC - MRO Championships 2019 - Rnd 9 @ Brands Hatch Indy
DFDS Yamaha Past Masters
RACE 19 - GRID (10 Laps)

ROW 9	27	62	Steve HUMPHRIES	1:11.450	26	33	Kieran LEWIS	1:02.320	25	32	Lorraine ANSON	1:01.719
ROW 8	24	17	Dan MILES	1:01.107	23	31	Rob FARMER	1:00.703	22	67	Mark BAILEY	1:00.446
ROW 7	21	99	Paul FIRTH	1:00.395	20	87	Denise BUTTON	1:00.191	19	100	Paul NIELD	59.261
ROW 6	18	25	Sam DRUCE	58.987	17	80	David BALL	58.003	16	72	Chris THAY	57.414
ROW 5	15	60	Daniel GOUGH	57.112	14	27	Richard HAYWARD	56.790	13	55	Paul TOLAND	56.783
ROW 4	12	7	Pete FISHWICK	55.763	11	95	Simon CLARK	55.633	10	70	Andrew BURSCOUGH	55.627
ROW 3	9	57	Geoff MOOK	55.594	8	15	Billy PERKINS	55.394	7	16	Martyn WHITE	55.056
ROW 2	6	74	Paul WHITBY	54.721	5	19	Peter BRANTON	54.060	4	101	Andrew DAVIES	53.907
ROW 1	3	81	Scott GRANT	53.775	2	24	Scott CARSON	53.526	1	13	Doug EDMONDSON	53.311
												Pole

Brands Hatch Indy
Circuit Length = 1.2079 miles

These results are provisional until the conclusion of any judicial and technical matters.

Clerk Of Course :	Steward :	Timekeeper :
-------------------	-----------	--------------

Results can be found at www.tsl-timing.com

Printed - 14:26 Saturday, 05 October 2019



BMCRC - MRO Championships 2019 - Rnd 9 @ Brands Hatch Indy

DFDS Yamaha Past Masters

RACE 19 - CLASSIFICATION

POS	NO	CL	PIC NAME	ENTRY	LAPS	TIME	GAP	DIFF	MPH	BEST	ON
1	13		1 Doug EDMONDSON	Yamaha TZR250 - Stan Stephens Tuning	10	9:05.323			79.74	53.445	7
2	24		2 Scott CARSON	Yamaha TZR250 - Brian Grays Powerbiking,All Eng	10	9:09.983	4.660	4.660	79.06	53.751	5
3	101		3 Andrew DAVIES	Yamaha TZR250 - GIBSON EXHAUSTS	10	9:10.043	4.720	0.060	79.05	54.089	6
4	81		4 Scott GRANT	Yamaha TZR250 -	10	9:10.294	4.971	0.251	79.02	53.905	3
5	19		5 Peter BRANTON	Yamaha TZR250 -	10	9:12.673	7.350	2.379	78.68	54.320	4
6	74		6 Paul WHITBY	Yamaha TZR250 - Greybridge Ltd	10	9:21.175	15.852	8.502	77.49	54.680	6
7	15	C	1 Billy PERKINS	Yamaha TZR250 - T.w fuggle & son / Windsor food	10	9:23.868	18.545	2.693	77.12	55.213	2
8	57	C	2 Geoff MOOK	Yamaha TZR250 -	10	9:28.066	22.743	4.198	76.55	55.089	9
9	95	C	3 Simon CLARK	Yamaha TZR250 - Towan Motors, GardinerPage&R	10	9:28.699	23.376	0.633	76.46	55.443	9
10	70		7 Andrew BURSCOUGH	Yamaha YPVS 350 - Apollo Tuning	10	9:28.793	23.470	0.094	76.45	55.326	2
11	7		8 Pete FISHWICK	Yamaha TZR250 -	10	9:36.858	31.535	8.065	75.38	56.018	9
12	27	R	1 Richard HAYWARD	Yamaha TZR250 - Gforce Motorcycles	10	9:37.301	31.978	0.443	75.32	56.247	9
13	16	C	4 Martyn WHITE	Yamaha RD350YPVS - Taymar	10	9:40.329	35.006	3.028	74.93	56.221	7
14	55		9 Paul TOLAND	Yamaha TZR250 -	10	9:41.835	36.512	1.506	74.73	56.648	8
15	72	C	5 Chris THAY	Yamaha TZR250 - Scell-it uk	10	9:45.319	39.996	3.484	74.29	56.983	7
16	60	C	6 Daniel GOUGH	Yamaha TZR250 - G Force Motorcycles	10	9:45.620	40.297	0.301	74.25	57.301	3
17	80	R	2 David BALL	Yamaha TZR250 - Gardiner Page and Roe pension	10	9:48.687	43.364	3.067	73.86	57.435	4
18	100	R	3 Paul NIELD	Yamaha TZR250 - www.ypmrc.co.uk	9	9:11.364	1 Lap	1 Lap	70.98	59.416	2
19	17	R	4 Dan MILES	Yamaha TZR250 -	9	9:22.914	1 Lap	11.550	69.52	1:00.221	5
20	87		10 Denise BUTTON	Yamaha TZR250 -	9	9:23.071	1 Lap	0.157	69.50	1:00.463	7
21	67	C	7 Mark BAILEY	Yamaha TZR250 - Gforce motorcycles	9	9:23.848	1 Lap	0.777	69.41	1:00.958	9
22	99	C	8 Paul FIRTH	Yamaha TZR250 -	9	9:29.006	1 Lap	5.158	68.78	1:01.704	6
23	31	R	5 Rob FARMER	Yamaha TZR250 - Tempest Revivals / Obsession E	9	9:30.194	1 Lap	1.188	68.63	1:01.088	6
24	33	R	6 Kieran LEWIS	Yamaha TZR250 - Controls For Doors Ltd/ G Force	9	9:40.983	1 Lap	10.789	67.36	1:02.000	7
25	32	R	7 Lorraine ANSON	Yamaha TZR250 - Wallis & Whalin Racing	9	9:58.868	1 Lap	17.885	65.35	1:03.440	2
26	62	R	8 Steve HUMPHRIES	Yamaha TZR250 -	8	9:42.165	2 Laps	1 Lap	59.75	1:10.166	5

NOT CLASSIFIED

DNF	25	R	Sam DRUCE	Yamaha TZR250 -	2	2:11.744	8 Laps	6 Laps	66.01	1:02.321	2
-----	----	---	-----------	-----------------	---	----------	--------	--------	-------	----------	---

FASTEST LAP

13			Doug EDMONDSON	Yamaha TZR250 - Stan Stephens Tuning	7	53.445			81.36 mph	130.94 kph
57	C		Geoff MOOK	Yamaha TZR250 -	9	55.089			78.93 mph	127.03 kph
27	R		Richard HAYWARD	Yamaha TZR250 - Gforce Motorcycles	9	56.247			77.31 mph	124.42 kph

Class - 92.5% of Race Speed = 73.75 mph
 Class C - 92.5% of Race Speed = 71.33 mph
 Class R - 92.5% of Race Speed = 69.67 mph

Brands Hatch Indy
 Circuit Length = 1.2079 miles
 Start: 18:02 Flag 18:11 End: 18:12

Weather / Track : Cloudy / Dry

These results are provisional until the conclusion of any judicial and technical matters.

Clerk Of Course :	Steward :	Timekeeper :
-------------------	-----------	--------------

Results can be found at www.tsl-timing.com

Printed - 18:15 Saturday, 05 October 2019



BMCRC - MRO Championships 2019 - Rnd 9 @ Brands Hatch Indy

DFDS Yamaha Past Masters

RACE 19 - LAP CHART

LAP 1 @ 18:03:28.444

NO	BEHIND	LAP TIME
13		59.838
24	0.401	1:00.239
101	0.682	1:00.520
81	0.844	1:00.682
19	1.679	1:01.517
70	2.256	1:02.094
74	2.493	1:02.331
15	2.898	1:02.736
95	3.566	1:03.404
16	5.365	1:05.203
55	5.522	1:05.360
57	5.814	1:05.652
27	5.966	1:05.804
7	6.082	1:05.920
60	6.389	1:06.227
72	6.961	1:06.799
80	7.052	1:06.890
100	7.870	1:07.708
25	9.585	1:09.423
67	9.978	1:09.816
87	10.367	1:10.205
31	11.453	1:11.291
99	11.594	1:11.432
17	12.242	1:12.080
32	14.262	1:14.100
33	15.884	1:15.722
62	19.725	1:19.563

LAP 2 @ 18:04:22.374

NO	BEHIND	LAP TIME
13		53.930
24	0.760	54.289
101	1.102	54.350
81	1.250	54.336
19	2.557	54.808
70	3.652	55.326
74	3.935	55.372
15	4.181	55.213
95	5.538	55.902
57	7.866	55.982
16	9.230	57.795
55	9.586	57.994
7	9.692	57.540
27	9.898	57.862
60	10.136	57.677
80	11.161	58.039
72	11.216	58.185
100	13.356	59.416
25	17.976	1:02.321
87	18.136	1:01.699
67	18.389	1:02.341
31	18.790	1:01.267
99	20.238	1:02.574
17	20.540	1:02.228
32	23.772	1:03.440
33	24.247	1:02.293
62	37.658	1:11.863

LAP 3 @ 18:05:16.372

NO	BEHIND	LAP TIME
13		53.998

24	1.143	54.381
81	1.157	53.905
101	1.287	54.183
19	3.149	54.590
70	5.340	55.686
74	5.659	55.722
15	5.813	55.630
95	7.049	55.509
57	9.777	55.909
7	12.489	56.795
16	12.532	57.300
55	12.824	57.236
27	13.003	57.103
60	13.439	57.301
72	14.649	57.431
80	14.690	57.527
100	19.420	1:00.062
87	25.897	1:01.759
67	27.246	1:02.855
31	28.067	1:03.275
17	28.388	1:01.846
99	29.217	1:02.977
32	34.518	1:04.744
33	34.656	1:04.407

LAP 4 @ 18:06:10.727

NO	BEHIND	LAP TIME
13		54.355
101	1.152	54.220
24	1.338	54.550
81	1.349	54.547
62	1 Lap	1:13.761
19	3.114	54.320
74	6.251	54.947
70	6.928	55.943
15	7.073	55.615
95	8.851	56.157
57	11.623	56.201
7	14.963	56.829
16	15.051	56.874
27	15.305	56.657
55	15.742	57.273
60	16.435	57.351
72	17.307	57.013
80	17.770	57.435
100	25.528	1:00.463
87	33.481	1:01.939
67	35.365	1:02.474
31	36.007	1:02.295
17	36.176	1:02.143
99	36.760	1:01.898
33	43.621	1:03.320
32	46.627	1:06.464

LAP 5 @ 18:07:04.463

NO	BEHIND	LAP TIME
13		53.736
24	1.353	53.751
101	1.713	54.297
81	1.947	54.334
19	3.835	54.457
74	7.672	55.157
70	8.908	55.716
15	9.178	55.841

95	11.201	56.086
57	14.205	56.318
7	18.714	57.487
27	19.142	57.573
16	19.732	58.417
55	19.983	57.977
60	20.580	57.881
72	21.309	57.738
62	1 Lap	1:12.476
80	21.917	57.883
100	32.267	1:00.475
87	42.568	1:02.823
17	42.661	1:00.221
67	42.886	1:01.257
31	44.665	1:02.394
99	45.451	1:02.427
33	53.344	1:03.459

LAP 6 @ 18:07:58.039

NO	BEHIND	LAP TIME
13		53.576
24	2.196	54.419
101	2.226	54.089
81	2.416	54.045
19	4.623	54.364
32	1 Lap	1:05.445
74	8.776	54.680
15	11.346	55.744
70	12.225	56.893
95	14.189	56.564
57	16.055	55.426
7	22.186	57.048
27	22.431	56.865
16	22.781	56.625
55	23.536	57.129
60	24.416	57.412
72	25.012	57.279
80	25.955	57.614
62	1 Lap	1:10.166
100	39.295	1:00.604
87	50.593	1:01.601
67	51.002	1:01.692
17	51.355	1:02.270
31	52.177	1:01.088

LAP 7 @ 18:08:51.484

NO	BEHIND	LAP TIME
13		53.445
99	1 Lap	1:01.704
24	2.885	54.134
101	3.026	54.245
81	3.085	54.114
19	5.685	54.507
33	1 Lap	1:02.780
74	10.390	55.059
15	13.323	55.422
70	15.716	56.936
95	16.616	55.872
32	1 Lap	1:05.613
57	18.223	55.613
7	25.166	56.425
27	25.384	56.398
16	25.557	56.221
55	27.076	56.985

60	28.440	57.469
72	28.550	56.983
80	31.000	58.490
100	47.017	1:01.167

LAP 8 @ 18:09:46.354

NO	BEHIND	LAP TIME
13		54.870
62	2 Laps	1:11.404
87	1 Lap	1:00.463
101	3.122	54.966
24	3.459	55.444
81	3.685	55.470
67	1 Lap	1:01.041
17	1 Lap	1:00.923
19	5.426	54.611
31	1 Lap	1:02.255
99	1 Lap	1:01.804
74	11.072	55.552
15	14.162	55.709
33	1 Lap	1:02.000
70	17.842	56.996
95	18.143	56.397
57	19.331	55.978
7	26.697	56.401
27	26.975	56.461
16	27.484	56.797
32	1 Lap	1:06.077
55	28.854	56.648
60	31.772	58.202
72	31.916	58.236
80	34.193	58.063
100	53.534	1:01.387

LAP 9 @ 18:10:40.159

NO	BEHIND	LAP TIME
13		53.805
101	3.652	54.335
81	4.222	54.342
24	4.300	54.646
19	6.319	54.698
87	1 Lap	1:01.490
17	1 Lap	1:00.750
67	1 Lap	1:01.414
74	13.015	55.748
99	1 Lap	1:01.822
31	1 Lap	1:03.198
15	16.263	55.906
62	2 Laps	1:11.040
95	19.781	55.443
70	20.210	56.173
57	20.615	55.089
33	1 Lap	1:03.363
7	28.910	56.018
27	29.417	56.247
16	30.986	57.307
55	32.992	57.943
60	36.546	58.579
72	36.623	58.512
80	38.454	58.066
32	1 Lap	1:05.995

LAP 10 @ 18:11:33.929

NO	BEHIND	LAP TIME
13		53.770
24	4.660	54.130
101	4.720	54.838
81	4.971	54.519
100	1 Lap	1:00.082
19	7.350	54.801
74	15.852	56.607
17	1 Lap	1:00.453
87	1 Lap	1:01.092
67	1 Lap	1:00.958
15	18.545	56.052
57	22.743	55.898
95	23.376	57.365
70	23.470	57.030
99	1 Lap	1:02.368
31	1 Lap	1:03.131
7	31.535	56.395
27	31.978	56.331
16	35.006	57.790
33	1 Lap	1:03.639
55	36.512	57.290
62	2 Laps	1:11.892
72	39.996	57.143
60	40.297	57.521
80	43.364	58.680
32	1 Lap	1:06.990

Brands Hatch Indy

Circuit Length = 1.2079 miles

Start: 18:02 Flag 18:11 End: 18:12

Weather / Track : Cloudy / Dry

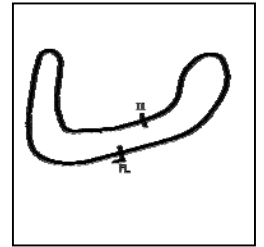
Results can be found at www.tsl-timing.com

Printed - 18:17 Saturday, 05 October 2019

BMCRC - MRO Championships 2019 - Rnd 9 @ Brands Hatch Indy

DFDS Yamaha Past Masters

RACE 19 - SECTOR ANALYSIS



SECTOR 1 = FL to I1, SECTOR 2 = I1 to FL, DIFF = Difference To Personal Best Lap, P = Crossed Finish Line in Pit Lane, D = Time Disallowed

P1 13		Doug EDMONDSON		Yamaha TZR250 - Stan Stephens Tuning			
IDEAL LAP TIME : 53.445		BEST LAP TIME : 53.445		DIFFERENCE : 0.000			
LAP	SECTOR 1	SECTOR 2	LAP TIME	MPH	DIFF	TIME OF DAY	
1 -		21.834	59.838	72.67	6.393	18:03:28.444	
2 -	32.117	21.813	53.930	80.63	0.485	18:04:22.374	
3 -	32.238	21.760	53.998	80.53	0.553	18:05:16.372	
4 -	32.356	21.999	54.355	80.00	0.910	18:06:10.727	
5 -	32.024	21.712	53.736 (3)	80.92	0.291	18:07:04.463	
6 -	32.002	21.574	53.576 (2)	81.16	0.131	18:07:58.039	
7 -	31.895	21.550	53.445 (1)	81.36		18:08:51.484	
8 -	32.945	21.925	54.870	79.25	1.425	18:09:46.354	
9 -	32.207	21.598	53.805	80.82	0.360	18:10:40.159	
10 -	32.014	21.756	53.770	80.87	0.325	18:11:33.929	

P2 24		Scott CARSON		Yamaha TZR250 - Brian Grays Powerbiking,All England Diamor			
IDEAL LAP TIME : 53.533		BEST LAP TIME : 53.751		DIFFERENCE : 0.218			
LAP	SECTOR 1	SECTOR 2	LAP TIME	MPH	DIFF	TIME OF DAY	
1 -		21.873	1:00.239	72.18	6.488	18:03:28.845	
2 -	32.484	21.805	54.289	80.10	0.538	18:04:23.134	
3 -	32.574	21.807	54.381	79.96	0.630	18:05:17.515	
4 -	32.457	22.093	54.550	79.71	0.799	18:06:12.065	
5 -	32.157	21.594	53.751 (1)	80.90		18:07:05.816	
6 -	32.365	22.054	54.419	79.90	0.668	18:08:00.235	
7 -	32.215	21.919	54.134 (3)	80.33	0.383	18:08:54.369	
8 -	33.400	22.044	55.444	78.43	1.693	18:09:49.813	
9 -	33.015	21.631	54.646	79.57	0.895	18:10:44.459	
10 -	31.939	22.191	54.130 (2)	80.33	0.379	18:11:38.589	

P3 101		Andrew DAVIES		Yamaha TZR250 - GIBSON EXHAUSTS			
IDEAL LAP TIME : 53.523		BEST LAP TIME : 54.089		DIFFERENCE : 0.566			
LAP	SECTOR 1	SECTOR 2	LAP TIME	MPH	DIFF	TIME OF DAY	
1 -		21.681	1:00.520	71.85	6.431	18:03:29.126	
2 -	32.678	21.672	54.350	80.01	0.261	18:04:23.476	
3 -	32.640	21.543	54.183 (2)	80.25	0.094	18:05:17.659	
4 -	32.083	22.137	54.220 (3)	80.20	0.131	18:06:11.879	
5 -	32.857	21.440	54.297	80.08	0.208	18:07:06.176	
6 -	32.215	21.874	54.089 (1)	80.39		18:08:00.265	
7 -	32.631	21.614	54.245	80.16	0.156	18:08:54.510	
8 -	32.844	22.122	54.966	79.11	0.877	18:09:49.476	
9 -	32.674	21.661	54.335	80.03	0.246	18:10:43.811	
10 -	32.318	22.520	54.838	79.29	0.749	18:11:38.649	

P4 81		Scott GRANT		Yamaha TZR250 -			
IDEAL LAP TIME : 53.516		BEST LAP TIME : 53.905		DIFFERENCE : 0.389			
LAP	SECTOR 1	SECTOR 2	LAP TIME	MPH	DIFF	TIME OF DAY	
1 -		21.779	1:00.682	71.66	6.777	18:03:29.288	
2 -	32.582	21.754	54.336	80.03	0.431	18:04:23.624	
3 -	32.264	21.641	53.905 (1)	80.67		18:05:17.529	
4 -	32.560	21.987	54.547	79.72	0.642	18:06:12.076	
5 -	32.760	21.574	54.334	80.03	0.429	18:07:06.410	
6 -	32.154	21.891	54.045 (2)	80.46	0.140	18:08:00.455	
7 -	32.689	21.425	54.114 (3)	80.36	0.209	18:08:54.569	
8 -	33.353	22.117	55.470	78.39	1.565	18:09:50.039	
9 -	32.780	21.562	54.342	80.02	0.437	18:10:44.381	
10 -	32.091	22.428	54.519	79.76	0.614	18:11:38.900	

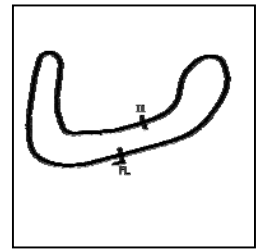
Weather / Track : Cloudy / Dry

Brands Hatch Indy
Circuit Length = 1.2079 miles
Start: 18:02 Flag 18:11 End: 18:12

BMCRC - MRO Championships 2019 - Rnd 9 @ Brands Hatch Indy

DFDS Yamaha Past Masters

RACE 19 - SECTOR ANALYSIS



SECTOR 1 = FL to I1, SECTOR 2 = I1 to FL, DIFF = Difference To Personal Best Lap, P = Crossed Finish Line in Pit Lane, D = Time Disallowed

P5 19		Peter BRANTON		Yamaha TZR250 -		
IDEAL LAP TIME : 54.192		BEST LAP TIME : 54.320		DIFFERENCE : 0.128		
LAP	SECTOR 1	SECTOR 2	LAP TIME	MPH	DIFF	TIME OF DAY
1 -		21.889	1:01.517	70.68	7.197	18:03:30.123
2 -	32.800	22.008	54.808	79.34	0.488	18:04:24.931
3 -	32.647	21.943	54.590	79.65	0.270	18:05:19.521
4 -	32.659	21.661	54.320 (1)	80.05		18:06:13.841
5 -	32.720	21.737	54.457 (3)	79.85	0.137	18:07:08.298
6 -	32.731	21.633	54.364 (2)	79.99	0.044	18:08:02.662
7 -	32.559	21.948	54.507	79.78	0.187	18:08:57.169
8 -	32.723	21.888	54.611	79.62	0.291	18:09:51.780
9 -	32.933	21.765	54.698	79.50	0.378	18:10:46.478
10 -	32.821	21.980	54.801	79.35	0.481	18:11:41.279

P6 74		Paul WHITBY		Yamaha TZR250 - Greybridge Ltd		
IDEAL LAP TIME : 54.680		BEST LAP TIME : 54.680		DIFFERENCE : 0.000		
LAP	SECTOR 1	SECTOR 2	LAP TIME	MPH	DIFF	TIME OF DAY
1 -		22.226	1:02.331	69.76	7.651	18:03:30.937
2 -	33.105	22.267	55.372	78.53	0.692	18:04:26.309
3 -	32.891	22.831	55.722	78.04	1.042	18:05:22.031
4 -	32.703	22.244	54.947 (2)	79.14	0.267	18:06:16.978
5 -	33.017	22.140	55.157	78.84	0.477	18:07:12.135
6 -	32.580	22.100	54.680 (1)	79.52		18:08:06.815
7 -	32.828	22.231	55.059 (3)	78.98	0.379	18:09:01.874
8 -	33.128	22.424	55.552	78.27	0.872	18:09:57.426
9 -	33.172	22.576	55.748	78.00	1.068	18:10:53.174
10 -	34.131	22.476	56.607	76.82	1.927	18:11:49.781

P7 15 C		Billy PERKINS		Yamaha TZR250 - T.w fuggle & son / Windsor food machinery		
IDEAL LAP TIME :		BEST LAP TIME : 55.213		DIFFERENCE :		
LAP	SECTOR 1	SECTOR 2	LAP TIME	MPH	DIFF	TIME OF DAY
1 -			1:02.736	69.31	7.523	18:03:31.342
2 -			55.213 (1)	78.76		18:04:26.555
3 -			55.630	78.17	0.417	18:05:22.185
4 -			55.615 (3)	78.19	0.402	18:06:17.800
5 -			55.841	77.87	0.628	18:07:13.641
6 -			55.744	78.01	0.531	18:08:09.385
7 -			55.422 (2)	78.46	0.209	18:09:04.807
8 -			55.709	78.05	0.496	18:10:00.516
9 -			55.906	77.78	0.693	18:10:56.422
10 -			56.052	77.58	0.839	18:11:52.474

P8 57 C		Geoff MOOK		Yamaha TZR250 -		
IDEAL LAP TIME : 55.051		BEST LAP TIME : 55.089		DIFFERENCE : 0.038		
LAP	SECTOR 1	SECTOR 2	LAP TIME	MPH	DIFF	TIME OF DAY
1 -		23.158	1:05.652	66.23	10.563	18:03:34.258
2 -	33.426	22.556	55.982	77.67	0.893	18:04:30.240
3 -	33.449	22.460	55.909	77.78	0.820	18:05:26.149
4 -	33.669	22.532	56.201	77.37	1.112	18:06:22.350
5 -	33.666	22.652	56.318	77.21	1.229	18:07:18.668
6 -	33.178	22.248	55.426 (2)	78.45	0.337	18:08:14.094
7 -	33.104	22.509	55.613 (3)	78.19	0.524	18:09:09.707
8 -	33.496	22.482	55.978	77.68	0.889	18:10:05.685
9 -	33.142	21.947	55.089 (1)	78.93		18:11:00.774
10 -	33.271	22.627	55.898	77.79	0.809	18:11:56.672

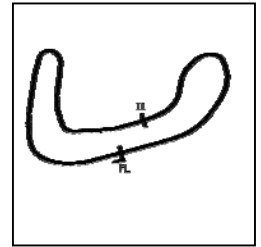
Weather / Track : Cloudy / Dry

Brands Hatch Indy
Circuit Length = 1.2079 miles
Start: 18:02 Flag 18:11 End: 18:12

BMCRC - MRO Championships 2019 - Rnd 9 @ Brands Hatch Indy

DFDS Yamaha Past Masters

RACE 19 - SECTOR ANALYSIS



SECTOR 1 = FL to I1, SECTOR 2 = I1 to FL, DIFF = Difference To Personal Best Lap, P = Crossed Finish Line in Pit Lane, D = Time Disallowed

P9 95 C		Simon CLARK		Yamaha TZR250 - Towan Motors, GardinerPage&Roe			
IDEAL LAP TIME : 55.443		BEST LAP TIME : 55.443		DIFFERENCE : 0.000			
LAP	SECTOR 1	SECTOR 2	LAP TIME	MPH	DIFF	TIME OF DAY	
1 -		22.303	1:03.404	68.58	7.961	18:03:32.010	
2 -	33.520	22.382	55.902	77.78	0.459	18:04:27.912	
3 -	33.310	22.199	55.509 (2)	78.34	0.066	18:05:23.421	
4 -	33.576	22.581	56.157	77.43	0.714	18:06:19.578	
5 -	33.650	22.436	56.086	77.53	0.643	18:07:15.664	
6 -	34.117	22.447	56.564	76.87	1.121	18:08:12.228	
7 -	33.472	22.400	55.872 (3)	77.83	0.429	18:09:08.100	
8 -	33.566	22.831	56.397	77.10	0.954	18:10:04.497	
9 -	33.276	22.167	55.443 (1)	78.43		18:10:59.940	
10 -	34.126	23.239	57.365	75.80	1.922	18:11:57.305	

P10 70		Andrew BURSCOUGH		Yamaha YPVS 350 - Apollo Tuning			
IDEAL LAP TIME : 55.253		BEST LAP TIME : 55.326		DIFFERENCE : 0.073			
LAP	SECTOR 1	SECTOR 2	LAP TIME	MPH	DIFF	TIME OF DAY	
1 -		22.226	1:02.094	70.03	6.768	18:03:30.700	
2 -	33.082	22.244	55.326 (1)	78.59		18:04:26.026	
3 -	33.027	22.659	55.686 (2)	78.09	0.360	18:05:21.712	
4 -	33.450	22.493	55.943	77.73	0.617	18:06:17.655	
5 -	33.195	22.521	55.716 (3)	78.04	0.390	18:07:13.371	
6 -	33.724	23.169	56.893	76.43	1.567	18:08:10.264	
7 -	33.913	23.023	56.936	76.37	1.610	18:09:07.200	
8 -	33.958	23.038	56.996	76.29	1.670	18:10:04.196	
9 -	33.709	22.464	56.173	77.41	0.847	18:11:00.369	
10 -	34.012	23.018	57.030	76.25	1.704	18:11:57.399	

P11 7		Pete FISHWICK		Yamaha TZR250 -			
IDEAL LAP TIME : 56.018		BEST LAP TIME : 56.018		DIFFERENCE : 0.000			
LAP	SECTOR 1	SECTOR 2	LAP TIME	MPH	DIFF	TIME OF DAY	
1 -		23.092	1:05.920	65.96	9.902	18:03:34.526	
2 -	34.659	22.881	57.540	75.57	1.522	18:04:32.066	
3 -	33.961	22.834	56.795	76.56	0.777	18:05:28.861	
4 -	34.006	22.823	56.829	76.52	0.811	18:06:25.690	
5 -	34.005	23.482	57.487	75.64	1.469	18:07:23.177	
6 -	34.317	22.731	57.048	76.22	1.030	18:08:20.225	
7 -	33.716	22.709	56.425	77.06	0.407	18:09:16.650	
8 -	33.688	22.713	56.401 (3)	77.10	0.383	18:10:13.051	
9 -	33.450	22.568	56.018 (1)	77.62		18:11:09.069	
10 -	33.739	22.656	56.395 (2)	77.10	0.377	18:12:05.464	

P12 27 R		Richard HAYWARD		Yamaha TZR250 - Gforce Motorcycles			
IDEAL LAP TIME : 56.170		BEST LAP TIME : 56.247		DIFFERENCE : 0.077			
LAP	SECTOR 1	SECTOR 2	LAP TIME	MPH	DIFF	TIME OF DAY	
1 -		23.316	1:05.804	66.08	9.557	18:03:34.410	
2 -	35.049	22.813	57.862	75.15	1.615	18:04:32.272	
3 -	34.328	22.775	57.103	76.15	0.856	18:05:29.375	
4 -	33.966	22.691	56.657	76.75	0.410	18:06:26.032	
5 -	34.128	23.445	57.573	75.53	1.326	18:07:23.605	
6 -	34.123	22.742	56.865	76.47	0.618	18:08:20.470	
7 -	33.695	22.703	56.398 (3)	77.10	0.151	18:09:16.868	
8 -	33.518	22.943	56.461	77.01	0.214	18:10:13.329	
9 -	33.479	22.768	56.247 (1)	77.31		18:11:09.576	
10 -	33.553	22.778	56.331 (2)	77.19	0.084	18:12:05.907	

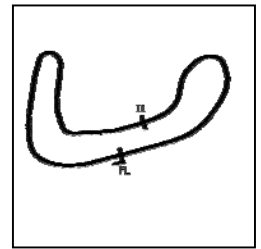
Weather / Track : Cloudy / Dry

Brands Hatch Indy
Circuit Length = 1.2079 miles
Start: 18:02 Flag 18:11 End: 18:12

BMCRC - MRO Championships 2019 - Rnd 9 @ Brands Hatch Indy

DFDS Yamaha Past Masters

RACE 19 - SECTOR ANALYSIS



SECTOR 1 = FL to I1, SECTOR 2 = I1 to FL, DIFF = Difference To Personal Best Lap, P = Crossed Finish Line in Pit Lane, D = Time Disallowed

P13 16 C		Martyn WHITE		Yamaha RD350YPVS - Taymar			
IDEAL LAP TIME : 56.221		BEST LAP TIME : 56.221		DIFFERENCE : 0.000			
LAP	SECTOR 1	SECTOR 2	LAP TIME	MPH	DIFF	TIME OF DAY	
1 -		23.168	1:05.203	66.69	8.982	18:03:33.809	
2 -	34.935	22.860	57.795	75.24	1.574	18:04:31.604	
3 -	34.215	23.085	57.300	75.89	1.079	18:05:28.904	
4 -	34.173	22.701	56.874	76.46	0.653	18:06:25.778	
5 -	34.164	24.253	58.417	74.44	2.196	18:07:24.195	
6 -	34.039	22.586	56.625 (2)	76.79	0.404	18:08:20.820	
7 -	33.750	22.471	56.221 (1)	77.34		18:09:17.041	
8 -	33.847	22.950	56.797 (3)	76.56	0.576	18:10:13.838	
9 -	34.660	22.647	57.307	75.88	1.086	18:11:11.145	
10 -	34.029	23.761	57.790	75.24	1.569	18:12:08.935	

P14 55		Paul TOLAND		Yamaha TZR250 -			
IDEAL LAP TIME : 56.594		BEST LAP TIME : 56.648		DIFFERENCE : 0.054			
LAP	SECTOR 1	SECTOR 2	LAP TIME	MPH	DIFF	TIME OF DAY	
1 -		23.161	1:05.360	66.53	8.712	18:03:33.966	
2 -	34.886	23.108	57.994	74.98	1.346	18:04:31.960	
3 -	34.391	22.845	57.236	75.97	0.588	18:05:29.196	
4 -	34.473	22.800	57.273	75.92	0.625	18:06:26.469	
5 -	33.947	24.030	57.977	75.00	1.329	18:07:24.446	
6 -	34.201	22.928	57.129 (3)	76.11	0.481	18:08:21.575	
7 -	34.061	22.924	56.985 (2)	76.31	0.337	18:09:18.560	
8 -	33.794	22.854	56.648 (1)	76.76		18:10:15.208	
9 -	34.918	23.025	57.943	75.04	1.295	18:11:13.151	
10 -	34.118	23.172	57.290	75.90	0.642	18:12:10.441	

P15 72 C		Chris THAY		Yamaha TZR250 - Scell-it uk			
IDEAL LAP TIME : 56.537		BEST LAP TIME : 56.983		DIFFERENCE : 0.446			
LAP	SECTOR 1	SECTOR 2	LAP TIME	MPH	DIFF	TIME OF DAY	
1 -		23.035	1:06.799	65.09	9.816	18:03:35.405	
2 -	35.224	22.961	58.185	74.73	1.202	18:04:33.590	
3 -	34.717	22.714	57.431	75.71	0.448	18:05:31.021	
4 -	34.306	22.707	57.013 (2)	76.27	0.030	18:06:28.034	
5 -	34.870	22.868	57.738	75.31	0.755	18:07:25.772	
6 -	34.696	22.583	57.279	75.91	0.296	18:08:23.051	
7 -	34.752	22.231	56.983 (1)	76.31		18:09:20.034	
8 -	35.231	23.005	58.236	74.67	1.253	18:10:18.270	
9 -	35.589	22.923	58.512	74.31	1.529	18:11:16.782	
10 -	34.470	22.673	57.143 (3)	76.10	0.160	18:12:13.925	

P16 60 C		Daniel GOUGH		Yamaha TZR250 - G Force Motorcycles			
IDEAL LAP TIME : 57.056		BEST LAP TIME : 57.301		DIFFERENCE : 0.245			
LAP	SECTOR 1	SECTOR 2	LAP TIME	MPH	DIFF	TIME OF DAY	
1 -		23.273	1:06.227	65.66	8.926	18:03:34.833	
2 -	35.040	22.637	57.677	75.39	0.376	18:04:32.510	
3 -	34.488	22.813	57.301 (1)	75.89		18:05:29.811	
4 -	34.576	22.775	57.351 (2)	75.82	0.050	18:06:27.162	
5 -	34.539	23.342	57.881	75.13	0.580	18:07:25.043	
6 -	34.532	22.880	57.412 (3)	75.74	0.111	18:08:22.455	
7 -	34.510	22.959	57.469	75.66	0.168	18:09:19.924	
8 -	35.145	23.057	58.202	74.71	0.901	18:10:18.126	
9 -	35.551	23.028	58.579	74.23	1.278	18:11:16.705	
10 -	34.953	22.568	57.521	75.60	0.220	18:12:14.226	

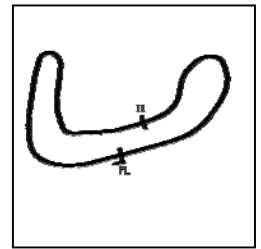
Weather / Track : Cloudy / Dry

Brands Hatch Indy
Circuit Length = 1.2079 miles
Start: 18:02 Flag 18:11 End: 18:12

BMCRC - MRO Championships 2019 - Rnd 9 @ Brands Hatch Indy

DFDS Yamaha Past Masters

RACE 19 - SECTOR ANALYSIS



SECTOR 1 = FL to I1, SECTOR 2 = I1 to FL, DIFF = Difference To Personal Best Lap, P = Crossed Finish Line in Pit Lane, D = Time Disallowed

P17 80 R		David BALL		Yamaha TZR250 - Gardiner Page and Roe pension consultants			
IDEAL LAP TIME : 57.435		BEST LAP TIME : 57.435		DIFFERENCE : 0.000			
LAP	SECTOR 1	SECTOR 2	LAP TIME	MPH	DIFF	TIME OF DAY	
1 -		23.599	1:06.890	65.01	9.455	18:03:35.496	
2 -	34.887	23.152	58.039	74.92	0.604	18:04:33.535	
3 -	34.552	22.975	57.527 (2)	75.59	0.092	18:05:31.062	
4 -	34.505	22.930	57.435 (1)	75.71		18:06:28.497	
5 -	34.766	23.117	57.883	75.12	0.448	18:07:26.380	
6 -	34.630	22.984	57.614 (3)	75.47	0.179	18:08:23.994	
7 -	35.101	23.389	58.490	74.34	1.055	18:09:22.484	
8 -	34.756	23.307	58.063	74.89	0.628	18:10:20.547	
9 -	34.797	23.269	58.066	74.89	0.631	18:11:18.613	
10 -	35.333	23.347	58.680	74.10	1.245	18:12:17.293	

P18 100 R		Paul NIELD		Yamaha TZR250 - www.ypmrc.co.uk			
IDEAL LAP TIME : 59.063		BEST LAP TIME : 59.416		DIFFERENCE : 0.353			
LAP	SECTOR 1	SECTOR 2	LAP TIME	MPH	DIFF	TIME OF DAY	
1 -		23.409	1:07.708	64.22	8.292	18:03:36.314	
2 -	35.654	23.762	59.416 (1)	73.18		18:04:35.730	
3 -	35.986	24.076	1:00.062 (2)	72.40	0.646	18:05:35.792	
4 -	36.139	24.324	1:00.463	71.92	1.047	18:06:36.255	
5 -	36.437	24.038	1:00.475	71.90	1.059	18:07:36.730	
6 -	36.445	24.159	1:00.604	71.75	1.188	18:08:37.334	
7 -	36.848	24.319	1:01.167	71.09	1.751	18:09:38.501	
8 -	37.095	24.292	1:01.387	70.83	1.971	18:10:39.888	
9 -	35.843	24.239	1:00.082 (3)	72.37	0.666	18:11:39.970	

P19 17 R		Dan MILES		Yamaha TZR250 -			
IDEAL LAP TIME : 59.886		BEST LAP TIME : 1:00.221		DIFFERENCE : 0.335			
LAP	SECTOR 1	SECTOR 2	LAP TIME	MPH	DIFF	TIME OF DAY	
1 -		24.954	1:12.080	60.32	11.859	18:03:40.686	
2 -	37.929	24.299	1:02.228	69.88	2.007	18:04:42.914	
3 -	36.375	25.471	1:01.846	70.31	1.625	18:05:44.760	
4 -	37.483	24.660	1:02.143	69.97	1.922	18:06:46.903	
5 -	36.019	24.202	1:00.221 (1)	72.21		18:07:47.124	
6 -	37.395	24.875	1:02.270	69.83	2.049	18:08:49.394	
7 -	36.600	24.323	1:00.923	71.37	0.702	18:09:50.317	
8 -	36.812	23.938	1:00.750 (3)	71.58	0.529	18:10:51.067	
9 -	36.586	23.867	1:00.453 (2)	71.93	0.232	18:11:51.520	

P20 87		Denise BUTTON		Yamaha TZR250 -			
IDEAL LAP TIME : 59.979		BEST LAP TIME : 1:00.463		DIFFERENCE : 0.484			
LAP	SECTOR 1	SECTOR 2	LAP TIME	MPH	DIFF	TIME OF DAY	
1 -		24.453	1:10.205	61.94	9.742	18:03:38.811	
2 -	36.964	24.735	1:01.699	70.48	1.236	18:04:40.510	
3 -	36.888	24.871	1:01.759	70.41	1.296	18:05:42.269	
4 -	36.805	25.134	1:01.939	70.20	1.476	18:06:44.208	
5 -	37.282	25.541	1:02.823	69.21	2.360	18:07:47.031	
6 -	37.099	24.502	1:01.601	70.59	1.138	18:08:48.632	
7 -	36.285	24.178	1:00.463 (1)	71.92		18:09:49.095	
8 -	36.596	24.894	1:01.490 (3)	70.72	1.027	18:10:50.585	
9 -	37.398	23.694	1:01.092 (2)	71.18	0.629	18:11:51.677	

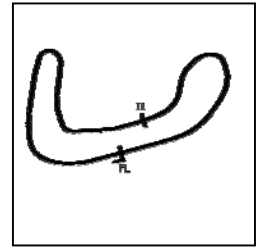
Weather / Track : Cloudy / Dry

Brands Hatch Indy
Circuit Length = 1.2079 miles
Start: 18:02 Flag 18:11 End: 18:12

BMCRC - MRO Championships 2019 - Rnd 9 @ Brands Hatch Indy

DFDS Yamaha Past Masters

RACE 19 - SECTOR ANALYSIS



SECTOR 1 = FL to I1, SECTOR 2 = I1 to FL, DIFF = Difference To Personal Best Lap, P = Crossed Finish Line in Pit Lane, D = Time Disallowed

P21 67 C		Mark BAILEY		Yamaha TZR250 - Gforce motorcycles			
IDEAL LAP TIME : 1:00.625		BEST LAP TIME : 1:00.958		DIFFERENCE : 0.333			
LAP	SECTOR 1	SECTOR 2	LAP TIME	MPH	DIFF	TIME OF DAY	
1 -		24.442	1:09.816	62.28	8.858	18:03:38.422	
2 -	37.620	24.721	1:02.341	69.75	1.383	18:04:40.763	
3 -	37.948	24.907	1:02.855	69.18	1.897	18:05:43.618	
4 -	37.934	24.540	1:02.474	69.60	1.516	18:06:46.092	
5 -	37.070	24.187	1:01.257 (3)	70.98	0.299	18:07:47.349	
6 -	37.112	24.580	1:01.692	70.48	0.734	18:08:49.041	
7 -	36.613	24.428	1:01.041 (2)	71.24	0.083	18:09:50.082	
8 -	37.402	24.012	1:01.414	70.80	0.456	18:10:51.496	
9 -	36.655	24.303	1:00.958 (1)	71.33		18:11:52.454	

P22 99 C		Paul FIRTH		Yamaha TZR250 -			
IDEAL LAP TIME : 1:01.542		BEST LAP TIME : 1:01.704		DIFFERENCE : 0.162			
LAP	SECTOR 1	SECTOR 2	LAP TIME	MPH	DIFF	TIME OF DAY	
1 -		25.053	1:11.432	60.87	9.728	18:03:40.038	
2 -	38.115	24.459	1:02.574	69.49	0.870	18:04:42.612	
3 -	37.302	25.675	1:02.977	69.05	1.273	18:05:45.589	
4 -	37.339	24.559	1:01.898	70.25	0.194	18:06:47.487	
5 -	37.658	24.769	1:02.427	69.65	0.723	18:07:49.914	
6 -	37.131	24.573	1:01.704 (1)	70.47		18:08:51.618	
7 -	37.083	24.721	1:01.804 (2)	70.36	0.100	18:09:53.422	
8 -	37.119	24.703	1:01.822 (3)	70.34	0.118	18:10:55.244	
9 -	37.867	24.501	1:02.368	69.72	0.664	18:11:57.612	

P23 31 R		Rob FARMER		Yamaha TZR250 - Tempest Revivals / Obsession Engineering			
IDEAL LAP TIME : 1:01.088		BEST LAP TIME : 1:01.088		DIFFERENCE : 0.000			
LAP	SECTOR 1	SECTOR 2	LAP TIME	MPH	DIFF	TIME OF DAY	
1 -		24.680	1:11.291	60.99	10.203	18:03:39.897	
2 -	36.917	24.350	1:01.267 (2)	70.97	0.179	18:04:41.164	
3 -	37.890	25.385	1:03.275	68.72	2.187	18:05:44.439	
4 -	37.639	24.656	1:02.295	69.80	1.207	18:06:46.734	
5 -	37.950	24.444	1:02.394	69.69	1.306	18:07:49.128	
6 -	36.862	24.226	1:01.088 (1)	71.18		18:08:50.216	
7 -	37.420	24.835	1:02.255 (3)	69.85	1.167	18:09:52.471	
8 -	38.154	25.044	1:03.198	68.80	2.110	18:10:55.669	
9 -	37.939	25.192	1:03.131	68.88	2.043	18:11:58.800	

P24 33 R		Kieran LEWIS		Yamaha TZR250 - Controls For Doors Ltd/ G Force Motorcycles			
IDEAL LAP TIME : 1:02.000		BEST LAP TIME : 1:02.000		DIFFERENCE : 0.000			
LAP	SECTOR 1	SECTOR 2	LAP TIME	MPH	DIFF	TIME OF DAY	
1 -		25.111	1:15.722	57.42	13.722	18:03:44.328	
2 -	37.343	24.950	1:02.293 (2)	69.80	0.293	18:04:46.621	
3 -	38.342	26.065	1:04.407	67.51	2.407	18:05:51.028	
4 -	38.247	25.073	1:03.320	68.67	1.320	18:06:54.348	
5 -	38.250	25.209	1:03.459	68.52	1.459	18:07:57.807	
6 -	37.943	24.837	1:02.780 (3)	69.26	0.780	18:09:00.587	
7 -	37.278	24.722	1:02.000 (1)	70.13		18:10:02.587	
8 -	38.160	25.203	1:03.363	68.63	1.363	18:11:05.950	
9 -	37.852	25.787	1:03.639	68.33	1.639	18:12:09.589	

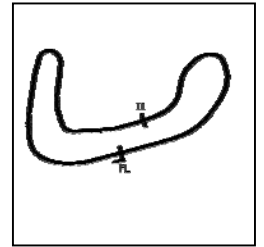
Weather / Track : Cloudy / Dry

Brands Hatch Indy
Circuit Length = 1.2079 miles
Start: 18:02 Flag 18:11 End: 18:12

BMCRC - MRO Championships 2019 - Rnd 9 @ Brands Hatch Indy

DFDS Yamaha Past Masters

RACE 19 - SECTOR ANALYSIS



SECTOR 1 = FL to I1, SECTOR 2 = I1 to FL, DIFF = Difference To Personal Best Lap, P = Crossed Finish Line in Pit Lane, D = Time Disallowed

P25 32 R		Lorraine ANSON		Yamaha TZR250 - Wallis & Whalin Racing			
IDEAL LAP TIME : 1:02.887		BEST LAP TIME : 1:03.440		DIFFERENCE : 0.553			
LAP	SECTOR 1	SECTOR 2	LAP TIME	MPH	DIFF	TIME OF DAY	
1 -		24.787	1:14.100	58.68	10.660	18:03:42.706	
2 -	38.100	25.340	1:03.440 (1)	68.54		18:04:46.146	
3 -	38.641	26.103	1:04.744 (2)	67.16	1.304	18:05:50.890	
4 -	40.768	25.696	1:06.464	65.42	3.024	18:06:57.354	
5 -	39.601	25.844	1:05.445 (3)	66.44	2.005	18:08:02.799	
6 -	39.838	25.775	1:05.613	66.27	2.173	18:09:08.412	
7 -	39.695	26.382	1:06.077	65.81	2.637	18:10:14.489	
8 -	39.725	26.270	1:05.995	65.89	2.555	18:11:20.484	
9 -	40.776	26.214	1:06.990	64.91	3.550	18:12:27.474	

P26 62 R		Steve HUMPHRIES		Yamaha TZR250 -			
IDEAL LAP TIME : 1:09.814		BEST LAP TIME : 1:10.166		DIFFERENCE : 0.352			
LAP	SECTOR 1	SECTOR 2	LAP TIME	MPH	DIFF	TIME OF DAY	
1 -		27.268	1:19.563	54.65	9.397	18:03:48.169	
2 -	43.809	28.054	1:11.863	60.51	1.697	18:05:00.032	
3 -	45.095	28.666	1:13.761	58.95	3.595	18:06:13.793	
4 -	44.762	27.714	1:12.476	60.00	2.310	18:07:26.269	
5 -	42.546	27.620	1:10.166 (1)	61.97		18:08:36.435	
6 -	43.083	28.321	1:11.404 (3)	60.90	1.238	18:09:47.839	
7 -	42.802	28.238	1:11.040 (2)	61.21	0.874	18:10:58.879	
8 -	43.910	27.982	1:11.892	60.48	1.726	18:12:10.771	

P27 25 R		Sam DRUCE		Yamaha TZR250 -			
IDEAL LAP TIME : 1:01.919		BEST LAP TIME : 1:02.321		DIFFERENCE : 0.402			
LAP	SECTOR 1	SECTOR 2	LAP TIME	MPH	DIFF	TIME OF DAY	
1 -		24.357	1:09.423	62.63	7.102	18:03:38.029	
2 -	37.562	24.759	1:02.321 (1)	69.77		18:04:40.350	

BMCRC - MRO Championships 2019 - Rnd 9 @ Brands Hatch Indy

DFDS Yamaha Past Masters

RACE 19 - BEST SECTORS

SECTOR 1			SECTOR 2			IDEAL / BEST COMPARISON						
POS	NO	NAME	TIME	NO	NAME	TIME	POS	NO	NAME	IDEAL	BEST	DIFF
									PERFECT LAP	53.320		
1	13	EDMONDSON	31.895	81	GRANT	21.425	1	13	EDMONDSON	53.445	53.445	0.000
2	24	CARSON	31.939	101	DAVIES	21.440	2	81	GRANT	53.516	53.905	0.389
3	101	DAVIES	32.083	13	EDMONDSON	21.550	3	101	DAVIES	53.523	54.089	0.566
4	81	GRANT	32.091	24	CARSON	21.594	4	24	CARSON	53.533	53.751	0.218
5	19	BRANTON	32.559	19	BRANTON	21.633	5	19	BRANTON	54.192	54.320	0.128
6	74	WHITBY	32.580	57	MOOK	21.947	6	74	WHITBY	54.680	54.680	0.000
7	70	BURSCOUGH	33.027	74	WHITBY	22.100	7	57	MOOK	55.051	55.089	0.038
8	57	MOOK	33.104	95	CLARK	22.167	8	70	BURSCOUGH	55.253	55.326	0.073
9	95	CLARK	33.276	70	BURSCOUGH	22.226	9	95	CLARK	55.443	55.443	0.000
10	7	FISHWICK	33.450	72	THAY	22.231	10	7	FISHWICK	56.018	56.018	0.000
11	27	HAYWARD	33.479	16	WHITE	22.471	11	27	HAYWARD	56.170	56.247	0.077
12	16	WHITE	33.750	7	FISHWICK	22.568	12	16	WHITE	56.221	56.221	0.000
13	55	TOLAND	33.794	60	GOUGH	22.568	13	72	THAY	56.537	56.983	0.446
14	72	THAY	34.306	27	HAYWARD	22.691	14	55	TOLAND	56.594	56.648	0.054
15	60	GOUGH	34.488	55	TOLAND	22.800	15	60	GOUGH	57.056	57.301	0.245
16	80	BALL	34.505	80	BALL	22.930	16	80	BALL	57.435	57.435	0.000
17	100	NIELD	35.654	100	NIELD	23.409	17	100	NIELD	59.063	59.416	0.353
18	17	MILES	36.019	87	BUTTON	23.694	18	17	MILES	59.886	1:00.221	0.335
19	87	BUTTON	36.285	17	MILES	23.867	19	87	BUTTON	59.979	1:00.463	0.484
20	67	BAILEY	36.613	67	BAILEY	24.012	20	67	BAILEY	1:00.625	1:00.958	0.333
21	31	FARMER	36.862	31	FARMER	24.226	21	31	FARMER	1:01.088	1:01.088	0.000
22	99	FIRTH	37.083	25	DRUCE	24.357	22	99	FIRTH	1:01.542	1:01.704	0.162
23	33	LEWIS	37.278	99	FIRTH	24.459	23	25	DRUCE	1:01.919	1:02.321	0.402
24	25	DRUCE	37.562	33	LEWIS	24.722	24	33	LEWIS	1:02.000	1:02.000	0.000
25	32	ANSON	38.100	32	ANSON	24.787	25	32	ANSON	1:02.887	1:03.440	0.553
26	62	HUMPHRIES	42.546	62	HUMPHRIES	27.268	26	62	HUMPHRIES	1:09.814	1:10.166	0.352
27							27	15	PERKINS		55.213	

Weather / Track : Cloudy / Dry

Results can be found at www.tsl-timing.com

Brands Hatch Indy
 Circuit Length = 1.2079 miles
 Start: 18:02 Flag 18:11 End: 18:12

Printed - 18:17 Saturday, 05 October 2019

BMCRC - MRO Championships 2019 - Rnd 9 @ Brands Hatch Indy

DFDS Yamaha Past Masters

RACE 19 - STATISTICS

Competitors Started 27
Planned Start 2019-10-05 @ 17:50:00.000
Actual Start 2019-10-05 @ 18:02:28.605
Finish Time 2019-10-05 @ 18:11:33.928
Track Length 1.2079mi.
Total Laps 252
Total Distance Covered 304.4022mi.

Session Fastest Lap History

NO	CL	NAME	LAP TIME	TIME OF DAY	LAP	VEHICLE
13		Doug EDMONDSON	53.930	18:04:22.386	2	Yamaha TZR250
81		Scott GRANT	53.905	18:05:17.529	3	Yamaha TZR250
13		Doug EDMONDSON	53.736	18:07:04.475	5	Yamaha TZR250
13		Doug EDMONDSON	53.576	18:07:58.051	6	Yamaha TZR250
13		Doug EDMONDSON	53.445	18:08:51.496	7	Yamaha TZR250

Session Leader History

NO	CL	NAME	FROM LAP	LAPS LED	DISTANCE	VEHICLE
13		Doug EDMONDSON	1	10	12.07 miles	Yamaha TZR250

Flag History

TYPE	TIME OF DAY
GREEN	18:02:28.605
FINISH	18:11:33.928

Flag Statistics

TYPE	COUNT	TOTAL LAPS	TOTAL TIME
Green	1	10	10:02.870
Red	0	0	0.000
Safety Car	0	0	0.000
FCY	0	0	0.000

Weather / Track : Cloudy / Dry

These results are provisional until the conclusion of any judicial and technical matters.

Brands Hatch Indy
Circuit Length = 1.2079 miles
Start: 18:02 Flag 18:11 End: 18:12

Clerk Of Course :		Timekeeper :
-------------------	--	--------------

BMCRC - MRO Championships 2019 - Rnd 9 @ Brands Hatch Indy

DFDS Yamaha Past Masters

RACE 19 - STATISTICS

CLASS : C

8 Starters

Fastest Lap History

NO	NAME	LAP TIME	TIME OF DAY	LAP	VEHICLE
15	Billy PERKINS	55.213	18:04:26.555	2	Yamaha TZR250
57	Geoff MOOK	55.089	18:11:00.786	9	Yamaha TZR250

Leader History

NO	NAME	FROM LAP	LAPS LED	DISTANCE	VEHICLE
15	Billy PERKINS	1	10	12.07 miles	Yamaha TZR250

Weather / Track : Cloudy / Dry

These results are provisional until the conclusion of any judicial and technical matters.

Brands Hatch Indy

Circuit Length = 1.2079 miles

Start: 18:02 Flag 18:11 End: 18:12

Clerk Of Course :

Timekeeper :

BMCRC - MRO Championships 2019 - Rnd 9 @ Brands Hatch Indy

DFDS Yamaha Past Masters

RACE 19 - STATISTICS

CLASS : R

9 Starters

Fastest Lap History

NO	NAME	LAP TIME	TIME OF DAY	LAP	VEHICLE
27	Richard HAYWARD	57.862	18:04:32.297	2	Yamaha TZR250
27	Richard HAYWARD	57.103	18:05:29.401	3	Yamaha TZR250
27	Richard HAYWARD	56.657	18:06:26.058	4	Yamaha TZR250
27	Richard HAYWARD	56.398	18:09:16.893	7	Yamaha TZR250
27	Richard HAYWARD	56.247	18:11:09.603	9	Yamaha TZR250

Leader History

NO	NAME	FROM LAP	LAPS LED	DISTANCE	VEHICLE
27	Richard HAYWARD	1	10	12.07 miles	Yamaha TZR250

Weather / Track : Cloudy / Dry

These results are provisional until the conclusion of any judicial and technical matters.

Brands Hatch Indy

Circuit Length = 1.2079 miles

Start: 18:02 Flag 18:11 End: 18:12

Clerk Of Course :

Timekeeper :

BMCRC - MRO Championships 2019 - Rnd 9 @ Brands Hatch Indy

DFDS Yamaha Past Masters

RACE 19 - STATISTICS

CLASS :

10 Starters

Fastest Lap History

NO	NAME	LAP TIME	TIME OF DAY	LAP	VEHICLE
13	Doug EDMONDSON	53.930	18:04:22.386	2	Yamaha TZR250
81	Scott GRANT	53.905	18:05:17.529	3	Yamaha TZR250
13	Doug EDMONDSON	53.736	18:07:04.475	5	Yamaha TZR250
13	Doug EDMONDSON	53.576	18:07:58.051	6	Yamaha TZR250
13	Doug EDMONDSON	53.445	18:08:51.496	7	Yamaha TZR250

Leader History

NO	NAME	FROM LAP	LAPS LED	DISTANCE	VEHICLE
13	Doug EDMONDSON	1	10	12.07 miles	Yamaha TZR250

Weather / Track : Cloudy / Dry

These results are provisional until the conclusion of any judicial and technical matters.

Brands Hatch Indy

Circuit Length = 1.2079 miles

Start: 18:02 Flag 18:11 End: 18:12

Clerk Of Course :

Timekeeper :

BMCRC - MRO Championships 2019 - Rnd 9 @ Brands Hatch Indy
DFDS Yamaha Past Masters
RACE 8 - GRID (12 Laps)

ROW 9	27	62	Steve HUMPHRIES	1:10.166	26	32	Lorraine ANSON	1:03.440	25	25	Sam DRUCE	1:02.321
ROW 8	24	33	Kieran LEWIS	1:02.000	23	99	Paul FIRTH	1:01.704	22	31	Rob FARMER	1:01.088
ROW 7	21	67	Mark BAILEY	1:00.958	20	87	Denise BUTTON	1:00.463	19	17	Dan MILES	1:00.221
ROW 6	18	100	Paul NIELD	59.416	17	80	David BALL	57.435	16	60	Daniel GOUGH	57.301
ROW 5	15	72	Chris THAY	56.983	14	55	Paul TOLAND	56.648	13	27	Richard HAYWARD	56.247
ROW 4	12	16	Martyn WHITE	56.221	11	7	Pete FISHWICK	56.018	10	95	Simon CLARK	55.443
ROW 3	9	70	Andrew BURSCOUGH	55.326	8	15	Billy PERKINS	55.213	7	57	Geoff MOOK	55.089
ROW 2	6	74	Paul WHITBY	54.680	5	19	Peter BRANTON	54.320	4	101	Andrew DAVIES	54.089
ROW 1	3	81	Scott GRANT	53.905	2	24	Scott CARSON	53.751	1	13	Doug EDMONDSON	53.445
												Pole

Brands Hatch Indy
Circuit Length = 1.2079 miles

These results are provisional until the conclusion of any judicial and technical matters.

Clerk Of Course :	Steward :	Timekeeper :

Results can be found at www.tsl-timing.com

Printed - 18:16 Saturday, 05 October 2019



BMCRC - MRO Championships 2019 - Rnd 9 @ Brands Hatch Indy
DFDS Yamaha Past Masters
RACE 8 - CLASSIFICATION

POS	NO	CL	PIC NAME	ENTRY	LAPS	TIME	GAP	DIFF	MPH	BEST	ON
1	24		1 Scott CARSON	Yamaha TZR250 - Brian Grays Powerbiking,All Eng	12	11:13.025			77.53	55.062	6
2	101		2 Andrew DAVIES	Yamaha TZR250 - GIBSON EXHAUSTS	12	11:32.824	19.799	19.799	75.31	56.709	12
3	55		3 Paul TOLAND	Yamaha TZR250 -	12	11:36.664	23.639	3.840	74.90	56.256	11
4	19		4 Peter BRANTON	Yamaha TZR250 -	12	11:39.891	26.866	3.227	74.55	56.163	11
5	74		5 Paul WHITBY	Yamaha TZR250 - Greybridge Ltd	12	11:40.194	27.169	0.303	74.52	56.379	12
6	70		6 Andrew BURSCOUGH	Yamaha YPVS 350 - Apollo Tuning	12	11:42.302	29.277	2.108	74.30	56.562	11
7	15	C	1 Billy PERKINS	Yamaha TZR250 - T.w fuggle & son / Windsor food	12	11:42.908	29.883	0.606	74.23	56.583	11
8	16	C	2 Martyn WHITE	Yamaha RD350YPVS - Taymar	12	11:45.137	32.112	2.229	74.00	57.022	7
9	95	C	3 Simon CLARK	Yamaha TZR250 - Towan Motors, GardinerPage&R	12	11:55.843	42.818	10.706	72.89	57.926	6
10	57	C	4 Geoff MOOK	Yamaha TZR250 -	12	12:09.086	56.061	13.243	71.57	59.157	10
11	60	C	5 Daniel GOUGH	Yamaha TZR250 - G Force Motorcycles	12	12:09.671	56.646	0.585	71.51	59.104	8
12	27	R	1 Richard HAYWARD	Yamaha TZR250 - Gforce Motorcycles	12	12:09.767	56.742	0.096	71.50	58.937	8
13	100	R	2 Paul NIELD	Yamaha TZR250 - www.ypmrc.co.uk	11	11:16.974	1 Lap	1 Lap	70.65	59.387	8
14	80	R	3 David BALL	Yamaha TZR250 - Gardiner Page and Roe pension	11	11:17.024	1 Lap	0.050	70.65	59.547	11
15	31	R	4 Rob FARMER	Yamaha TZR250 - Tempest Revivals / Obsession E	11	11:52.110	1 Lap	35.086	67.17	1:03.260	8
16	67	C	6 Mark BAILEY	Yamaha TZR250 - Gforce motorcycles	11	11:57.590	1 Lap	5.480	66.66	1:03.780	4
17	99	C	7 Paul FIRTH	Yamaha TZR250 -	11	11:57.866	1 Lap	0.276	66.63	1:03.901	11
18	17	R	5 Dan MILES	Yamaha TZR250 -	10	11:13.801	2 Laps	1 Lap	64.53	1:05.179	6
19	62	R	6 Steve HUMPHRIES	Yamaha TZR250 -	10	12:22.397	2 Laps	1:08.596	58.57	1:10.067	8

NOT CLASSIFIED

DNF	25	R	Sam DRUCE	Yamaha TZR250 -	1	1:10.815	11 Laps	9 Laps	61.40		
DNF	33	R	Kieran LEWIS	Yamaha TZR250 - Controls For Doors Ltd/ G Force	1	1:14.344	11 Laps	3.529	58.49		

FASTEST LAP

24			Scott CARSON	Yamaha TZR250 - Brian Grays Powerbiking,All Eng	6	55.062			78.97 mph	127.10 kph	
15	C		Billy PERKINS	Yamaha TZR250 - T.w fuggle & son / Windsor food	11	56.583			76.85 mph	123.68 kph	
27	R		Richard HAYWARD	Yamaha TZR250 - Gforce Motorcycles	8	58.937			73.78 mph	118.74 kph	

Class - 92.5% of Race Speed = 71.71 mph
 Class C - 92.5% of Race Speed = 68.66 mph
 Class R - 92.5% of Race Speed = 66.13 mph

Brands Hatch Indy
 Circuit Length = 1.2079 miles
 Start: 13:05 Flag 13:16 End: 13:17

Weather / Track : Cloudy / Wet

These results are provisional until the conclusion of any judicial and technical matters.

Clerk Of Course :	Steward :	Timekeeper :
-------------------	-----------	--------------

Results can be found at www.tsl-timing.com

Printed - 13:17 Sunday, 06 October 2019



BMCRC - MRO Championships 2019 - Rnd 9 @ Brands Hatch Indy

DFDS Yamaha Past Masters

RACE 8 - LAP CHART

LAP 1 @ 13:06:04.079		
NO	BEHIND	LAP TIME

24		1:02.028
101	1.601	1:03.629
55	4.930	1:06.958
19	5.065	1:07.093
95	5.225	1:07.253
74	5.338	1:07.366
70	5.388	1:07.416
57	5.419	1:07.447
15	5.435	1:07.463
60	6.004	1:08.032
16	6.209	1:08.237
27	6.321	1:08.349
80	8.152	1:10.180
100	8.497	1:10.525
25	8.787	1:10.815
67	10.574	1:12.602
99	11.267	1:13.295
31	11.446	1:13.474
33	12.316	1:14.344
17	13.026	1:15.054
62	22.594	1:24.622

LAP 2 @ 13:06:59.569		
NO	BEHIND	LAP TIME

24		55.490
101	2.941	56.830
55	7.526	58.086
19	8.712	59.137
15	8.991	59.046
74	9.066	59.218
95	9.181	59.446
70	9.197	59.299
16	10.142	59.423
60	10.993	1:00.479
27	11.232	1:00.401
57	11.700	1:01.771
80	14.208	1:01.546
100	14.415	1:01.408
67	19.257	1:04.173
99	19.889	1:04.112
31	20.056	1:04.100
17	26.642	1:09.106
62	42.688	1:15.584

LAP 3 @ 13:07:55.289		
NO	BEHIND	LAP TIME

24		55.720
101	4.381	57.160
55	9.867	58.061
19	12.526	59.534
70	12.735	59.258
74	12.794	59.448
15	13.082	59.811
16	13.237	58.815
95	13.393	59.932
60	15.461	1:00.188
27	15.949	1:00.437
57	16.550	1:00.570
80	20.491	1:02.003
100	20.836	1:02.141
67	27.833	1:04.296

99	28.485	1:04.316
31	28.592	1:04.256
17	38.624	1:07.702

LAP 4 @ 13:08:50.927		
NO	BEHIND	LAP TIME

24		55.638
62	1 Lap	1:14.516
101	5.921	57.178
55	12.044	57.815
70	14.610	57.513
74	15.304	58.148
19	15.563	58.675
16	15.864	58.265
15	16.182	58.738
95	16.509	58.754
60	20.484	1:00.661
27	20.643	1:00.332
57	20.994	1:00.082
80	26.160	1:01.307
100	26.494	1:01.296
67	35.975	1:03.780
31	36.788	1:03.834
99	37.166	1:04.319
17	49.695	1:06.709

LAP 5 @ 13:09:46.006		
NO	BEHIND	LAP TIME

24		55.079
101	7.654	56.812
55	14.439	57.474
70	17.328	57.797
74	17.607	57.382
19	18.675	58.191
16	18.955	58.170
15	19.261	58.158
95	19.749	58.319
62	1 Lap	1:11.974
60	26.052	1:00.647
27	26.172	1:00.608
57	26.402	1:00.487
80	32.370	1:01.289
100	32.652	1:01.237
67	45.694	1:04.798
31	46.078	1:04.369
99	46.234	1:04.147

LAP 6 @ 13:10:41.068		
NO	BEHIND	LAP TIME

24		55.062
17	1 Lap	1:06.078
101	9.877	57.285
55	16.796	57.419
74	20.216	57.671
70	20.255	57.989
19	20.479	56.866
16	20.923	57.030
15	21.763	57.564
95	22.613	57.926
57	31.996	1:00.656
60	32.032	1:01.042
27	32.458	1:01.348
80	38.189	1:00.881

100	38.500	1:00.910
62	1 Lap	1:12.195
31	55.177	1:04.161
67	55.424	1:04.792

LAP 7 @ 13:11:36.634		
NO	BEHIND	LAP TIME

24		55.566
99	1 Lap	1:04.913
101	12.102	57.791
17	1 Lap	1:05.179
55	18.182	56.952
74	21.719	57.069
70	22.130	57.441
16	22.379	57.022
19	22.460	57.547
15	23.343	57.146
95	25.031	57.984
57	36.195	59.765
60	36.884	1:00.418
27	37.342	1:00.450
80	42.620	59.997
100	43.372	1:00.438

LAP 8 @ 13:12:32.022		
NO	BEHIND	LAP TIME

24		55.388
62	2 Laps	1:13.043
31	1 Lap	1:03.340
67	1 Lap	1:04.806
99	1 Lap	1:04.430
101	13.475	56.761
55	19.613	56.819
74	23.500	57.169
19	24.415	57.343
16	24.782	57.791
70	24.893	58.151
15	25.321	57.366
17	1 Lap	1:05.662
95	28.306	58.663
57	40.253	59.446
60	40.600	59.104
27	40.891	58.937
80	47.095	59.863
100	47.371	59.387

LAP 9 @ 13:13:27.398		
NO	BEHIND	LAP TIME

24		55.376
31	1 Lap	1:03.260
101	16.476	58.377
67	1 Lap	1:05.165
99	1 Lap	1:05.199
62	2 Laps	1:12.923
55	20.736	56.499
74	24.781	56.657
19	25.421	56.382
70	26.094	56.577
16	26.940	57.534
15	27.181	57.236
95	32.335	59.405
17	1 Lap	1:06.719
57	44.567	59.690

60	44.788	59.564
27	44.901	59.386
80	51.415	59.696
100	51.837	59.842

LAP 10 @ 13:14:22.764		
NO	BEHIND	LAP TIME

24		55.366
101	18.404	57.294
55	22.557	57.187
31	1 Lap	1:03.818
74	26.391	56.976
19	26.725	56.670
70	28.221	57.493
67	1 Lap	1:04.852
15	28.604	56.789
16	28.909	57.335
99	1 Lap	1:05.003
62	2 Laps	1:10.067
95	36.519	59.550
17	1 Lap	1:06.383
57	48.358	59.157
27	48.577	59.042
60	48.727	59.305

LAP 11 @ 13:15:19.170		
NO	BEHIND	LAP TIME

24		56.406
100	1 Lap	1:00.166
80	1 Lap	1:00.715
101	18.996	56.998
55	22.407	56.256
19	26.482	56.163
74	26.696	56.711
70	28.377	56.562
15	28.781	56.583
16	30.452	57.949
31	1 Lap	1:04.051
67	1 Lap	1:04.277
99	1 Lap	1:04.231
95	39.393	59.280
62	2 Laps	1:12.451
57	52.147	1:00.195
27	52.289	1:00.118
60	52.423	1:00.102

LAP 12 @ 13:16:15.076		
NO	BEHIND	LAP TIME

24		55.906
17	2 Laps	1:05.209
100	1 Lap	59.624
80	1 Lap	59.547
101	19.799	56.709
55	23.639	57.138
19	26.866	56.290
74	27.169	56.379
70	29.277	56.806
15	29.883	57.008
16	32.112	57.566
31	1 Lap	1:03.447
95	42.818	59.331
67	1 Lap	1:04.049
99	1 Lap	1:03.901

Brands Hatch Indy

Circuit Length = 1.2079 miles

Start: 13:05 Flag 13:16 End: 13:17

Weather / Track : Cloudy / Wet

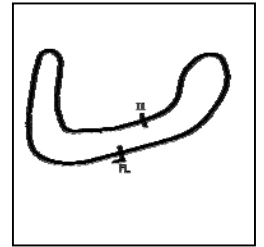
Results can be found at www.tsl-timing.com

Printed - 13:20 Sunday, 06 October 2019

BMCRC - MRO Championships 2019 - Rnd 9 @ Brands Hatch Indy

DFDS Yamaha Past Masters

RACE 8 - SECTOR ANALYSIS



SECTOR 1 = FL to I1, SECTOR 2 = I1 to FL, DIFF = Difference To Personal Best Lap, P = Crossed Finish Line in Pit Lane, D = Time Disallowed

P1 24		Scott CARSON		Yamaha TZR250 - Brian Grays Powerbiking, All England Diamor		
IDEAL LAP TIME : 54.986		BEST LAP TIME : 55.062		DIFFERENCE : 0.076		
LAP	SECTOR 1	SECTOR 2	LAP TIME	MPH	DIFF	TIME OF DAY
1 -		22.183	1:02.028	70.10	6.966	13:06:04.079
2 -	33.535	21.955	55.490	78.36	0.428	13:06:59.569
3 -	33.871	21.849	55.720	78.04	0.658	13:07:55.289
4 -	33.604	22.034	55.638	78.15	0.576	13:08:50.927
5 -	33.229	21.850	55.079 (2)	78.95	0.017	13:09:46.006
6 -	33.137	21.925	55.062 (1)	78.97		13:10:41.068
7 -	33.242	22.324	55.566	78.26	0.504	13:11:36.634
8 -	33.403	21.985	55.388	78.51	0.326	13:12:32.022
9 -	33.263	22.113	55.376	78.52	0.314	13:13:27.398
10 -	33.147	22.219	55.366 (3)	78.54	0.304	13:14:22.764
11 -	33.171	23.235	56.406	77.09	1.344	13:15:19.170
12 -	33.448	22.458	55.906	77.78	0.844	13:16:15.076

P2 101		Andrew DAVIES		Yamaha TZR250 - GIBSON EXHAUSTS		
IDEAL LAP TIME : 56.376		BEST LAP TIME : 56.709		DIFFERENCE : 0.333		
LAP	SECTOR 1	SECTOR 2	LAP TIME	MPH	DIFF	TIME OF DAY
1 -		22.681	1:03.629	68.34	6.920	13:06:05.680
2 -	34.628	22.202	56.830	76.51	0.121	13:07:02.510
3 -	34.779	22.381	57.160	76.07	0.451	13:07:59.670
4 -	34.806	22.372	57.178	76.05	0.469	13:08:56.848
5 -	34.207	22.605	56.812 (3)	76.54	0.103	13:09:53.660
6 -	34.592	22.693	57.285	75.91	0.576	13:10:50.945
7 -	35.302	22.489	57.791	75.24	1.082	13:11:48.736
8 -	34.261	22.500	56.761 (2)	76.61	0.052	13:12:45.497
9 -	34.865	23.512	58.377	74.49	1.668	13:13:43.874
10 -	34.732	22.562	57.294	75.89	0.585	13:14:41.168
11 -	34.346	22.652	56.998	76.29	0.289	13:15:38.166
12 -	34.174	22.535	56.709 (1)	76.68		13:16:34.875

P3 55		Paul TOLAND		Yamaha TZR250 -		
IDEAL LAP TIME : 56.256		BEST LAP TIME : 56.256		DIFFERENCE : 0.000		
LAP	SECTOR 1	SECTOR 2	LAP TIME	MPH	DIFF	TIME OF DAY
1 -		23.833	1:06.958	64.94	10.702	13:06:09.009
2 -	35.098	22.988	58.086	74.86	1.830	13:07:07.095
3 -	35.081	22.980	58.061	74.89	1.805	13:08:05.156
4 -	34.745	23.070	57.815	75.21	1.559	13:09:02.971
5 -	34.539	22.935	57.474	75.66	1.218	13:10:00.445
6 -	34.556	22.863	57.419	75.73	1.163	13:10:57.864
7 -	34.247	22.705	56.952	76.35	0.696	13:11:54.816
8 -	33.967	22.852	56.819 (3)	76.53	0.563	13:12:51.635
9 -	34.018	22.481	56.499 (2)	76.96	0.243	13:13:48.134
10 -	34.218	22.969	57.187	76.04	0.931	13:14:45.321
11 -	33.827	22.429	56.256 (1)	77.30		13:15:41.577
12 -	34.309	22.829	57.138	76.10	0.882	13:16:38.715

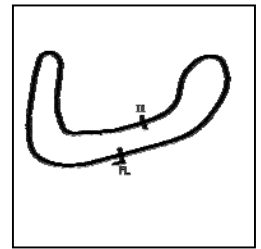
Weather / Track : Cloudy / Wet

Brands Hatch Indy
Circuit Length = 1.2079 miles
Start: 13:05 Flag 13:16 End: 13:17

BMCRC - MRO Championships 2019 - Rnd 9 @ Brands Hatch Indy

DFDS Yamaha Past Masters

RACE 8 - SECTOR ANALYSIS



SECTOR 1 = FL to I1, SECTOR 2 = I1 to FL, DIFF = Difference To Personal Best Lap, P = Crossed Finish Line in Pit Lane, D = Time Disallowed

P4 19 Peter BRANTON		Yamaha TZR250 -				
IDEAL LAP TIME : 55.849		BEST LAP TIME : 56.163		DIFFERENCE : 0.314		
LAP	SECTOR 1	SECTOR 2	LAP TIME	MPH	DIFF	TIME OF DAY
1 -		24.258	1:07.093	64.81	10.930	13:06:09.144
2 -	36.083	23.054	59.137	73.53	2.974	13:07:08.281
3 -	36.413	23.121	59.534	73.04	3.371	13:08:07.815
4 -	35.859	22.816	58.675	74.11	2.512	13:09:06.490
5 -	35.032	23.159	58.191	74.72	2.028	13:10:04.681
6 -	34.464	22.402	56.866	76.47	0.703	13:11:01.547
7 -	35.311	22.236	57.547	75.56	1.384	13:11:59.094
8 -	34.619	22.724	57.343	75.83	1.180	13:12:56.437
9 -	34.156	22.226	56.382 (3)	77.12	0.219	13:13:52.819
10 -	33.896	22.774	56.670	76.73	0.507	13:14:49.489
11 -	34.210	21.953	56.163 (1)	77.42		13:15:45.652
12 -	34.034	22.256	56.290 (2)	77.25	0.127	13:16:41.942

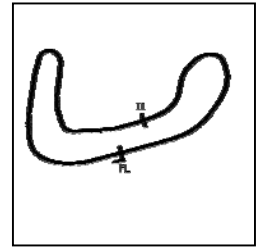
P5 74 Paul WHITBY		Yamaha TZR250 - Greybridge Ltd				
IDEAL LAP TIME : 56.349		BEST LAP TIME : 56.379		DIFFERENCE : 0.030		
LAP	SECTOR 1	SECTOR 2	LAP TIME	MPH	DIFF	TIME OF DAY
1 -		23.465	1:07.366	64.55	10.987	13:06:09.417
2 -	36.416	22.802	59.218	73.43	2.839	13:07:08.635
3 -	36.353	23.095	59.448	73.14	3.069	13:08:08.083
4 -	35.416	22.732	58.148	74.78	1.769	13:09:06.231
5 -	34.594	22.788	57.382	75.78	1.003	13:10:03.613
6 -	34.934	22.737	57.671	75.40	1.292	13:11:01.284
7 -	34.639	22.430	57.069	76.19	0.690	13:11:58.353
8 -	34.139	23.030	57.169	76.06	0.790	13:12:55.522
9 -	34.337	22.320	56.657 (2)	76.75	0.278	13:13:52.179
10 -	34.109	22.867	56.976	76.32	0.597	13:14:49.155
11 -	34.229	22.482	56.711 (3)	76.68	0.332	13:15:45.866
12 -	34.029	22.350	56.379 (1)	77.13		13:16:42.245

P6 70 Andrew BURSCOUGH		Yamaha YPVS 350 - Apollo Tuning				
IDEAL LAP TIME : 56.488		BEST LAP TIME : 56.562		DIFFERENCE : 0.074		
LAP	SECTOR 1	SECTOR 2	LAP TIME	MPH	DIFF	TIME OF DAY
1 -		23.818	1:07.416	64.50	10.854	13:06:09.467
2 -	36.554	22.745	59.299	73.33	2.737	13:07:08.766
3 -	36.008	23.250	59.258	73.38	2.696	13:08:08.024
4 -	34.580	22.933	57.513	75.61	0.951	13:09:05.537
5 -	34.706	23.091	57.797	75.23	1.235	13:10:03.334
6 -	35.010	22.979	57.989	74.99	1.427	13:11:01.323
7 -	34.918	22.523	57.441	75.70	0.879	13:11:58.764
8 -	35.259	22.892	58.151	74.78	1.589	13:12:56.915
9 -	34.216	22.361	56.577 (2)	76.86	0.015	13:13:53.492
10 -	34.137	23.356	57.493	75.63	0.931	13:14:50.985
11 -	34.127	22.435	56.562 (1)	76.88		13:15:47.547
12 -	34.252	22.554	56.806 (3)	76.55	0.244	13:16:44.353

BMCRC - MRO Championships 2019 - Rnd 9 @ Brands Hatch Indy

DFDS Yamaha Past Masters

RACE 8 - SECTOR ANALYSIS



SECTOR 1 = FL to I1, SECTOR 2 = I1 to FL, DIFF = Difference To Personal Best Lap, P = Crossed Finish Line in Pit Lane, D = Time Disallowed

P7 15 C		Billy PERKINS		Yamaha TZR250 - T.w fuggle & son / Windsor food machinery		
IDEAL LAP TIME : 56.370		BEST LAP TIME : 56.583		DIFFERENCE : 0.213		
LAP	SECTOR 1	SECTOR 2	LAP TIME	MPH	DIFF	TIME OF DAY
1 -		23.820	1:07.463	64.45	10.880	13:06:09.514
2 -	35.913	23.133	59.046	73.64	2.463	13:07:08.560
3 -	36.731	23.080	59.811	72.70	3.228	13:08:08.371
4 -	35.495	23.243	58.738	74.03	2.155	13:09:07.109
5 -	34.904	23.254	58.158	74.77	1.575	13:10:05.267
6 -	34.714	22.850	57.564	75.54	0.981	13:11:02.831
7 -	34.467	22.679	57.146	76.09	0.563	13:11:59.977
8 -	34.243	23.123	57.366	75.80	0.783	13:12:57.343
9 -	34.371	22.865	57.236	75.97	0.653	13:13:54.579
10 -	33.867	22.922	56.789 (2)	76.57	0.206	13:14:51.368
11 -	34.080	22.503	56.583 (1)	76.85		13:15:47.951
12 -	34.299	22.709	57.008 (3)	76.28	0.425	13:16:44.959

P8 16 C		Martyn WHITE		Yamaha RD350YPVS - Taymar		
IDEAL LAP TIME : 56.863		BEST LAP TIME : 57.022		DIFFERENCE : 0.159		
LAP	SECTOR 1	SECTOR 2	LAP TIME	MPH	DIFF	TIME OF DAY
1 -		23.561	1:08.237	63.72	11.215	13:06:10.288
2 -	36.697	22.726	59.423	73.18	2.401	13:07:09.711
3 -	35.825	22.990	58.815	73.93	1.793	13:08:08.526
4 -	35.508	22.757	58.265	74.63	1.243	13:09:06.791
5 -	34.970	23.200	58.170	74.75	1.148	13:10:04.961
6 -	34.506	22.524	57.030 (2)	76.25	0.008	13:11:01.991
7 -	34.665	22.357	57.022 (1)	76.26		13:11:59.013
8 -	34.943	22.848	57.791	75.24	0.769	13:12:56.804
9 -	34.790	22.744	57.534	75.58	0.512	13:13:54.338
10 -	34.564	22.771	57.335 (3)	75.84	0.313	13:14:51.673
11 -	35.126	22.823	57.949	75.04	0.927	13:15:49.622
12 -	34.684	22.882	57.566	75.54	0.544	13:16:47.188

P9 95 C		Simon CLARK		Yamaha TZR250 - Towan Motors, GardinerPage&Roe		
IDEAL LAP TIME : 57.878		BEST LAP TIME : 57.926		DIFFERENCE : 0.048		
LAP	SECTOR 1	SECTOR 2	LAP TIME	MPH	DIFF	TIME OF DAY
1 -		24.166	1:07.253	64.65	9.327	13:06:09.304
2 -	36.339	23.107	59.446	73.15	1.520	13:07:08.750
3 -	37.083	22.849	59.932	72.55	2.006	13:08:08.682
4 -	35.784	22.970	58.754	74.01	0.828	13:09:07.436
5 -	35.175	23.144	58.319 (3)	74.56	0.393	13:10:05.755
6 -	35.204	22.722	57.926 (1)	75.07		13:11:03.681
7 -	35.215	22.769	57.984 (2)	74.99	0.058	13:12:01.665
8 -	35.156	23.507	58.663	74.12	0.737	13:13:00.328
9 -	36.074	23.331	59.405	73.20	1.479	13:13:59.733
10 -	36.244	23.306	59.550	73.02	1.624	13:14:59.283
11 -	36.302	22.978	59.280	73.35	1.354	13:15:58.563
12 -	35.956	23.375	59.331	73.29	1.405	13:16:57.894

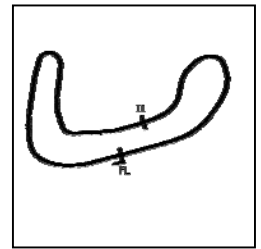
Weather / Track : Cloudy / Wet

Brands Hatch Indy
Circuit Length = 1.2079 miles
Start: 13:05 Flag 13:16 End: 13:17

BMCRC - MRO Championships 2019 - Rnd 9 @ Brands Hatch Indy

DFDS Yamaha Past Masters

RACE 8 - SECTOR ANALYSIS



SECTOR 1 = FL to I1, SECTOR 2 = I1 to FL, DIFF = Difference To Personal Best Lap, P = Crossed Finish Line in Pit Lane, D = Time Disallowed

P10 57 C Geoff MOOK			Yamaha TZR250 -			
IDEAL LAP TIME : 58.889		BEST LAP TIME : 59.157	DIFFERENCE : 0.268			
LAP	SECTOR 1	SECTOR 2	LAP TIME	MPH	DIFF	TIME OF DAY
1 -		24.407	1:07.447	64.47	8.290	13:06:09.498
2 -	37.697	24.074	1:01.771	70.39	2.614	13:07:11.269
3 -	36.966	23.604	1:00.570	71.79	1.413	13:08:11.839
4 -	36.321	23.761	1:00.082	72.37	0.925	13:09:11.921
5 -	36.542	23.945	1:00.487	71.89	1.330	13:10:12.408
6 -	36.565	24.091	1:00.656	71.69	1.499	13:11:13.064
7 -	36.177	23.588	59.765	72.76	0.608	13:12:12.829
8 -	35.981	23.465	59.446 (2)	73.15	0.289	13:13:12.275
9 -	35.664	24.026	59.690 (3)	72.85	0.533	13:14:11.965
10 -	35.775	23.382	59.157 (1)	73.50		13:15:11.122
11 -	36.502	23.693	1:00.195	72.24	1.038	13:16:11.317
12 -	36.595	23.225	59.820	72.69	0.663	13:17:11.137

P11 60 C Daniel GOUGH			Yamaha TZR250 - G Force Motorcycles			
IDEAL LAP TIME : 58.945		BEST LAP TIME : 59.104	DIFFERENCE : 0.159			
LAP	SECTOR 1	SECTOR 2	LAP TIME	MPH	DIFF	TIME OF DAY
1 -		23.992	1:08.032	63.91	8.928	13:06:10.083
2 -	36.786	23.693	1:00.479	71.90	1.375	13:07:10.562
3 -	36.585	23.603	1:00.188	72.25	1.084	13:08:10.750
4 -	36.912	23.749	1:00.661	71.68	1.557	13:09:11.411
5 -	36.630	24.017	1:00.647	71.70	1.543	13:10:12.058
6 -	36.772	24.270	1:01.042	71.23	1.938	13:11:13.100
7 -	37.030	23.388	1:00.418	71.97	1.314	13:12:13.518
8 -	36.023	23.081	59.104 (1)	73.57		13:13:12.622
9 -	35.935	23.629	59.564 (3)	73.00	0.460	13:14:12.186
10 -	36.295	23.010	59.305 (2)	73.32	0.201	13:15:11.491
11 -	36.774	23.328	1:00.102	72.35	0.998	13:16:11.593
12 -	36.417	23.712	1:00.129	72.32	1.025	13:17:11.722

P12 27 R Richard HAYWARD			Yamaha TZR250 - Gforce Motorcycles			
IDEAL LAP TIME : 58.937		BEST LAP TIME : 58.937	DIFFERENCE : 0.000			
LAP	SECTOR 1	SECTOR 2	LAP TIME	MPH	DIFF	TIME OF DAY
1 -		24.030	1:08.349	63.62	9.412	13:06:10.400
2 -	36.666	23.735	1:00.401	71.99	1.464	13:07:10.801
3 -	36.773	23.664	1:00.437	71.95	1.500	13:08:11.238
4 -	36.541	23.791	1:00.332	72.07	1.395	13:09:11.570
5 -	36.688	23.920	1:00.608	71.74	1.671	13:10:12.178
6 -	36.820	24.528	1:01.348	70.88	2.411	13:11:13.526
7 -	36.946	23.504	1:00.450	71.93	1.513	13:12:13.976
8 -	35.648	23.289	58.937 (1)	73.78		13:13:12.913
9 -	35.707	23.679	59.386 (3)	73.22	0.449	13:14:12.299
10 -	35.662	23.380	59.042 (2)	73.65	0.105	13:15:11.341
11 -	36.554	23.564	1:00.118	72.33	1.181	13:16:11.459
12 -	36.686	23.673	1:00.359	72.04	1.422	13:17:11.818

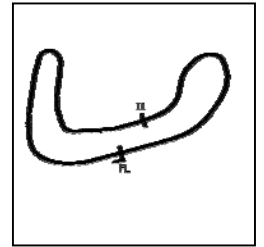
Weather / Track : Cloudy / Wet

Brands Hatch Indy
Circuit Length = 1.2079 miles
Start: 13:05 Flag 13:16 End: 13:17

BMCRC - MRO Championships 2019 - Rnd 9 @ Brands Hatch Indy

DFDS Yamaha Past Masters

RACE 8 - SECTOR ANALYSIS



SECTOR 1 = FL to I1, SECTOR 2 = I1 to FL, DIFF = Difference To Personal Best Lap, P = Crossed Finish Line in Pit Lane, D = Time Disallowed

P13 100 R		Paul NIELD		Yamaha TZR250 - www.ypmrc.co.uk		
IDEAL LAP TIME : 59.213		BEST LAP TIME : 59.387		DIFFERENCE : 0.174		
LAP	SECTOR 1	SECTOR 2	LAP TIME	MPH	DIFF	TIME OF DAY
1 -		24.728	1:10.525	61.66	11.138	13:06:12.576
2 -	37.217	24.191	1:01.408	70.81	2.021	13:07:13.984
3 -	38.180	23.961	1:02.141	69.97	2.754	13:08:16.125
4 -	37.324	23.972	1:01.296	70.94	1.909	13:09:17.421
5 -	37.143	24.094	1:01.237	71.01	1.850	13:10:18.658
6 -	36.477	24.433	1:00.910	71.39	1.523	13:11:19.568
7 -	36.446	23.992	1:00.438	71.95	1.051	13:12:20.006
8 -	35.777	23.610	59.387 (1)	73.22		13:13:19.393
9 -	36.361	23.481	59.842 (3)	72.66	0.455	13:14:19.235
10 -	36.298	23.868	1:00.166	72.27	0.779	13:15:19.401
11 -	35.732	23.892	59.624 (2)	72.93	0.237	13:16:19.025

P14 80 R		David BALL		Yamaha TZR250 - Gardiner Page and Roe pension consultants		
IDEAL LAP TIME : 59.302		BEST LAP TIME : 59.547		DIFFERENCE : 0.245		
LAP	SECTOR 1	SECTOR 2	LAP TIME	MPH	DIFF	TIME OF DAY
1 -		24.418	1:10.180	61.96	10.633	13:06:12.231
2 -	37.186	24.360	1:01.546	70.65	1.999	13:07:13.777
3 -	37.959	24.044	1:02.003	70.13	2.456	13:08:15.780
4 -	37.247	24.060	1:01.307	70.93	1.760	13:09:17.087
5 -	37.272	24.017	1:01.289	70.95	1.742	13:10:18.376
6 -	36.569	24.312	1:00.881	71.42	1.334	13:11:19.257
7 -	36.420	23.577	59.997	72.48	0.450	13:12:19.254
8 -	36.291	23.572	59.863 (3)	72.64	0.316	13:13:19.117
9 -	36.010	23.686	59.696 (2)	72.84	0.149	13:14:18.813
10 -	37.001	23.714	1:00.715	71.62	1.168	13:15:19.528
11 -	36.255	23.292	59.547 (1)	73.02		13:16:19.075

P15 31 R		Rob FARMER		Yamaha TZR250 - Tempest Revivals / Obsession Engineering		
IDEAL LAP TIME : 1:02.951		BEST LAP TIME : 1:03.260		DIFFERENCE : 0.309		
LAP	SECTOR 1	SECTOR 2	LAP TIME	MPH	DIFF	TIME OF DAY
1 -		25.050	1:13.474	59.18	10.214	13:06:15.525
2 -	38.855	25.245	1:04.100	67.84	0.840	13:07:19.625
3 -	39.828	24.428	1:04.256	67.67	0.996	13:08:23.881
4 -	38.640	25.194	1:03.834	68.12	0.574	13:09:27.715
5 -	38.783	25.586	1:04.369	67.55	1.109	13:10:32.084
6 -	39.301	24.860	1:04.161	67.77	0.901	13:11:36.245
7 -	38.694	24.646	1:03.340 (2)	68.65	0.080	13:12:39.585
8 -	38.675	24.585	1:03.260 (1)	68.74		13:13:42.845
9 -	38.523	25.295	1:03.818	68.14	0.558	13:14:46.663
10 -	38.943	25.108	1:04.051	67.89	0.791	13:15:50.714
11 -	38.639	24.808	1:03.447 (3)	68.53	0.187	13:16:54.161

P16 67 C		Mark BAILEY		Yamaha TZR250 - Gforce motorcycles		
IDEAL LAP TIME : 1:03.509		BEST LAP TIME : 1:03.780		DIFFERENCE : 0.271		
LAP	SECTOR 1	SECTOR 2	LAP TIME	MPH	DIFF	TIME OF DAY
1 -		25.418	1:12.602	59.89	8.822	13:06:14.653
2 -	39.051	25.122	1:04.173 (3)	67.76	0.393	13:07:18.826
3 -	39.135	25.161	1:04.296	67.63	0.516	13:08:23.122
4 -	38.705	25.075	1:03.780 (1)	68.18		13:09:26.902
5 -	39.331	25.467	1:04.798	67.11	1.018	13:10:31.700
6 -	39.988	24.804	1:04.792	67.11	1.012	13:11:36.492
7 -	39.605	25.201	1:04.806	67.10	1.026	13:12:41.298
8 -	38.841	26.324	1:05.165	66.73	1.385	13:13:46.463
9 -	39.282	25.570	1:04.852	67.05	1.072	13:14:51.315
10 -	38.949	25.328	1:04.277	67.65	0.497	13:15:55.592
11 -	38.871	25.178	1:04.049 (2)	67.89	0.269	13:16:59.641

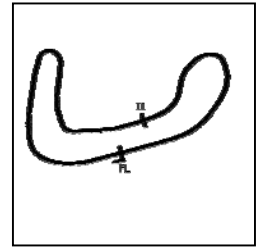
Weather / Track : Cloudy / Wet

Brands Hatch Indy
Circuit Length = 1.2079 miles
Start: 13:05 Flag 13:16 End: 13:17

BMCRC - MRO Championships 2019 - Rnd 9 @ Brands Hatch Indy

DFDS Yamaha Past Masters

RACE 8 - SECTOR ANALYSIS



SECTOR 1 = FL to I1, SECTOR 2 = I1 to FL, DIFF = Difference To Personal Best Lap, P = Crossed Finish Line in Pit Lane, D = Time Disallowed

P17 99 C Paul FIRTH			Yamaha TZR250 -			
IDEAL LAP TIME : 1:03.569		BEST LAP TIME : 1:03.901	DIFFERENCE : 0.332			
LAP	SECTOR 1	SECTOR 2	LAP TIME	MPH	DIFF	TIME OF DAY
1 -		25.272	1:13.295	59.32	9.394	13:06:15.346
2 -	38.785	25.327	1:04.112 (2)	67.82	0.211	13:07:19.458
3 -	39.158	25.158	1:04.316	67.61	0.415	13:08:23.774
4 -	38.529	25.790	1:04.319	67.60	0.418	13:09:28.093
5 -	38.736	25.411	1:04.147 (3)	67.79	0.246	13:10:32.240
6 -	39.574	25.339	1:04.913	66.99	1.012	13:11:37.153
7 -	39.043	25.387	1:04.430	67.49	0.529	13:12:41.583
8 -	38.956	26.243	1:05.199	66.69	1.298	13:13:46.782
9 -	39.126	25.877	1:05.003	66.89	1.102	13:14:51.785
10 -	38.914	25.317	1:04.231	67.70	0.330	13:15:56.016
11 -	38.861	25.040	1:03.901 (1)	68.05		13:16:59.917

P18 17 R Dan MILES			Yamaha TZR250 -			
IDEAL LAP TIME : 1:04.622		BEST LAP TIME : 1:05.179	DIFFERENCE : 0.557			
LAP	SECTOR 1	SECTOR 2	LAP TIME	MPH	DIFF	TIME OF DAY
1 -		25.480	1:15.054	57.93	9.875	13:06:17.105
2 -	42.057	27.049	1:09.106	62.92	3.927	13:07:26.211
3 -	41.663	26.039	1:07.702	64.23	2.523	13:08:33.913
4 -	40.987	25.722	1:06.709	65.18	1.530	13:09:40.622
5 -	40.065	26.013	1:06.078	65.81	0.899	13:10:46.700
6 -	39.947	25.232	1:05.179 (1)	66.71		13:11:51.879
7 -	39.857	25.805	1:05.662 (3)	66.22	0.483	13:12:57.541
8 -	40.162	26.557	1:06.719	65.17	1.540	13:14:04.260
9 -	40.243	26.140	1:06.383	65.50	1.204	13:15:10.643
10 -	39.390	25.819	1:05.209 (2)	66.68	0.030	13:16:15.852

P19 62 R Steve HUMPHRIES			Yamaha TZR250 -			
IDEAL LAP TIME : 1:10.067		BEST LAP TIME : 1:10.067	DIFFERENCE : 0.000			
LAP	SECTOR 1	SECTOR 2	LAP TIME	MPH	DIFF	TIME OF DAY
1 -		29.498	1:24.622	51.38	14.555	13:06:26.673
2 -	46.914	28.670	1:15.584	57.53	5.517	13:07:42.257
3 -	46.547	27.969	1:14.516	58.35	4.449	13:08:56.773
4 -	44.037	27.937	1:11.974 (2)	60.41	1.907	13:10:08.747
5 -	43.765	28.430	1:12.195 (3)	60.23	2.128	13:11:20.942
6 -	44.406	28.637	1:13.043	59.53	2.976	13:12:33.985
7 -	44.878	28.045	1:12.923	59.63	2.856	13:13:46.908
8 -	42.317	27.750	1:10.067 (1)	62.06		13:14:56.975
9 -	43.932	28.519	1:12.451	60.02	2.384	13:16:09.426
10 -	46.509	28.513	1:15.022	57.96	4.955	13:17:24.448

P20 25 R Sam DRUCE			Yamaha TZR250 -			
IDEAL LAP TIME :		BEST LAP TIME :	DIFFERENCE :			
LAP	SECTOR 1	SECTOR 2	LAP TIME	MPH	DIFF	TIME OF DAY
1 -		24.946	1:10.815	61.40		13:06:12.866

P21 33 R Kieran LEWIS			Yamaha TZR250 - Controls For Doors Ltd/ G Force Motorcycles			
IDEAL LAP TIME :		BEST LAP TIME :	DIFFERENCE :			
LAP	SECTOR 1	SECTOR 2	LAP TIME	MPH	DIFF	TIME OF DAY
1 -		25.018	1:14.344	58.49		13:06:16.395

Weather / Track : Cloudy / Wet

Brands Hatch Indy
Circuit Length = 1.2079 miles
Start: 13:05 Flag 13:16 End: 13:17

BMCRC - MRO Championships 2019 - Rnd 9 @ Brands Hatch Indy

DFDS Yamaha Past Masters

RACE 8 - BEST SECTORS

SECTOR 1			SECTOR 2			IDEAL / BEST COMPARISON						
POS	NO	NAME	TIME	NO	NAME	TIME	POS	NO	NAME	IDEAL	BEST	DIFF
									PERFECT LAP	54.986		
1	24	CARSON	33.137	24	CARSON	21.849	1	24	CARSON	54.986	55.062	0.076
2	55	TOLAND	33.827	19	BRANTON	21.953	2	19	BRANTON	55.849	56.163	0.314
3	15	PERKINS	33.867	101	DAVIES	22.202	3	55	TOLAND	56.256	56.256	0.000
4	19	BRANTON	33.896	74	WHITBY	22.320	4	74	WHITBY	56.349	56.379	0.030
5	74	WHITBY	34.029	16	WHITE	22.357	5	15	PERKINS	56.370	56.583	0.213
6	70	BURSCOUGH	34.127	70	BURSCOUGH	22.361	6	101	DAVIES	56.376	56.709	0.333
7	101	DAVIES	34.174	55	TOLAND	22.429	7	70	BURSCOUGH	56.488	56.562	0.074
8	16	WHITE	34.506	15	PERKINS	22.503	8	16	WHITE	56.863	57.022	0.159
9	95	CLARK	35.156	95	CLARK	22.722	9	95	CLARK	57.878	57.926	0.048
10	27	HAYWARD	35.648	60	GOUGH	23.010	10	57	MOOK	58.889	59.157	0.268
11	57	MOOK	35.664	57	MOOK	23.225	11	27	HAYWARD	58.937	58.937	0.000
12	100	NIELD	35.732	27	HAYWARD	23.289	12	60	GOUGH	58.945	59.104	0.159
13	60	GOUGH	35.935	80	BALL	23.292	13	100	NIELD	59.213	59.387	0.174
14	80	BALL	36.010	100	NIELD	23.481	14	80	BALL	59.302	59.547	0.245
15	31	FARMER	38.523	31	FARMER	24.428	15	31	FARMER	1:02.951	1:03.260	0.309
16	99	FIRTH	38.529	67	BAILEY	24.804	16	67	BAILEY	1:03.509	1:03.780	0.271
17	67	BAILEY	38.705	25	DRUCE	24.946	17	99	FIRTH	1:03.569	1:03.901	0.332
18	17	MILES	39.390	33	LEWIS	25.018	18	17	MILES	1:04.622	1:05.179	0.557
19	62	HUMPHRIES	42.317	99	FIRTH	25.040	19	62	HUMPHRIES	1:10.067	1:10.067	0.000
20				17	MILES	25.232	20	25	DRUCE			
21				62	HUMPHRIES	27.750	21	33	LEWIS			

Weather / Track : Cloudy / Wet

Results can be found at www.tsl-timing.com

Brands Hatch Indy
 Circuit Length = 1.2079 miles
 Start: 13:05 Flag 13:16 End: 13:17

Printed - 13:20 Sunday, 06 October 2019

BMCRC - MRO Championships 2019 - Rnd 9 @ Brands Hatch Indy

DFDS Yamaha Past Masters

RACE 8 - STATISTICS

Competitors Started 21
Planned Start 2019-10-06 @ 12:35:00.000
Actual Start 2019-10-06 @ 13:05:02.050
Finish Time 2019-10-06 @ 13:16:15.075
Track Length 1.2079mi.
Total Laps 221
Total Distance Covered 266.9559mi.

Session Fastest Lap History

NO	CL	NAME	LAP TIME	TIME OF DAY	LAP	VEHICLE
24		Scott CARSON	55.490	13:06:59.596	2	Yamaha TZR250
24		Scott CARSON	55.079	13:09:46.034	5	Yamaha TZR250
24		Scott CARSON	55.062	13:10:41.096	6	Yamaha TZR250

Session Leader History

NO	CL	NAME	FROM LAP	LAPS LED	DISTANCE	VEHICLE
24		Scott CARSON	1	12	14.49 miles	Yamaha TZR250

Flag History

TYPE	TIME OF DAY
GREEN	13:05:02.050
FINISH	13:16:15.075

Flag Statistics

TYPE	COUNT	TOTAL LAPS	TOTAL TIME
Green	1	12	12:26.206
Red	0	0	0.000
Safety Car	0	0	0.000
FCY	0	0	0.000

Weather / Track : Cloudy / Wet

These results are provisional until the conclusion of any judicial and technical matters.

Brands Hatch Indy
Circuit Length = 1.2079 miles
Start: 13:05 Flag 13:16 End: 13:17

Clerk Of Course :	Timekeeper :
-------------------	--------------

BMCRC - MRO Championships 2019 - Rnd 9 @ Brands Hatch Indy

DFDS Yamaha Past Masters

RACE 8 - STATISTICS

CLASS : C

7 Starters

Fastest Lap History

NO	NAME	LAP TIME	TIME OF DAY	LAP	VEHICLE
15	Billy PERKINS	59.046	13:07:08.588	2	Yamaha TZR250
16	Martyn WHITE	58.815	13:08:08.550	3	Yamaha RD350YPVS
16	Martyn WHITE	58.265	13:09:06.814	4	Yamaha RD350YPVS
16	Martyn WHITE	58.170	13:10:04.983	5	Yamaha RD350YPVS
15	Billy PERKINS	58.158	13:10:05.295	5	Yamaha TZR250
16	Martyn WHITE	57.030	13:11:02.013	6	Yamaha RD350YPVS
16	Martyn WHITE	57.022	13:11:59.035	7	Yamaha RD350YPVS
15	Billy PERKINS	56.789	13:14:51.368	10	Yamaha TZR250
15	Billy PERKINS	56.583	13:15:47.979	11	Yamaha TZR250

Leader History

NO	NAME	FROM LAP	LAPS LED	DISTANCE	VEHICLE
15	Billy PERKINS	1	12	14.49 miles	Yamaha TZR250

Weather / Track : Cloudy / Wet

These results are provisional until the conclusion of any judicial and technical matters.

Brands Hatch Indy

Circuit Length = 1.2079 miles

Start: 13:05 Flag 13:16 End: 13:17

Clerk Of Course :

Timekeeper :

BMCRC - MRO Championships 2019 - Rnd 9 @ Brands Hatch Indy

DFDS Yamaha Past Masters

RACE 8 - STATISTICS

CLASS : R

8 Starters

Fastest Lap History

NO	NAME	LAP TIME	TIME OF DAY	LAP	VEHICLE
27	Richard HAYWARD	1:00.401	13:07:10.827	2	Yamaha TZR250
27	Richard HAYWARD	1:00.332	13:09:11.596	4	Yamaha TZR250
80	David BALL	59.997	13:12:19.285	7	Yamaha TZR250
27	Richard HAYWARD	58.937	13:13:12.939	8	Yamaha TZR250

Leader History

NO	NAME	FROM LAP	LAPS LED	DISTANCE	VEHICLE
27	Richard HAYWARD	1	12	14.49 miles	Yamaha TZR250

Weather / Track : Cloudy / Wet

These results are provisional until the conclusion of any judicial and technical matters.

Brands Hatch Indy

Circuit Length = 1.2079 miles

Start: 13:05 Flag 13:16 End: 13:17

Clerk Of Course :

Timekeeper :

BMCRC - MRO Championships 2019 - Rnd 9 @ Brands Hatch Indy

DFDS Yamaha Past Masters

RACE 8 - STATISTICS

CLASS :

6 Starters

Fastest Lap History

NO	NAME	LAP TIME	TIME OF DAY	LAP	VEHICLE
24	Scott CARSON	55.490	13:06:59.596	2	Yamaha TZR250
24	Scott CARSON	55.079	13:09:46.034	5	Yamaha TZR250
24	Scott CARSON	55.062	13:10:41.096	6	Yamaha TZR250

Leader History

NO	NAME	FROM LAP	LAPS LED	DISTANCE	VEHICLE
24	Scott CARSON	1	12	14.49 miles	Yamaha TZR250

Weather / Track : Cloudy / Wet

These results are provisional until the conclusion of any judicial and technical matters.

Brands Hatch Indy

Circuit Length = 1.2079 miles

Start: 13:05 Flag 13:16 End: 13:17

Clerk Of Course :

Timekeeper :

BMCRC - MRO Championships 2019 - Rnd 9 @ Brands Hatch Indy
DFDS Yamaha Past Masters
RACE 19 - GRID (12 Laps)

ROW 9	27	87	Denise BUTTON	26	81	Scott GRANT	25	72	Chris THAY
ROW 8	24	32	Lorraine ANSON	23	13	Doug EDMONDSON	22	7	Pete FISHWICK
ROW 7	21	33	Kieran LEWIS	20	25	Sam DRUCE	19	62	Steve HUMPHRIES 1:10.067
ROW 6	18	17	Dan MILES 1:05.179	17	99	Paul FIRTH 1:03.901	16	67	Mark BAILEY 1:03.780
ROW 5	15	31	Rob FARMER 1:03.260	14	80	David BALL 59.547	13	100	Paul NIELD 59.387
ROW 4	12	57	Geoff MOOK 59.157	11	60	Daniel GOUGH 59.104	10	27	Richard HAYWARD 58.937
ROW 3	9	95	Simon CLARK 57.926	8	16	Martyn WHITE 57.022	7	101	Andrew DAVIES 56.709
ROW 2	6	15	Billy PERKINS 56.583	5	70	Andrew BURSCOUGH 56.562	4	74	Paul WHITBY 56.379
ROW 1	3	55	Paul TOLAND 56.256	2	19	Peter BRANTON 56.163	1	24	Scott CARSON 55.062
									Pole

Brands Hatch Indy
Circuit Length = 1.2079 miles

These results are provisional until the conclusion of any judicial and technical matters.

Clerk Of Course :	Steward :	Timekeeper :
-------------------	-----------	--------------

Results can be found at www.tsl-timing.com

Printed - 13:19 Sunday, 06 October 2019



BMCRC - MRO Championships 2019 - Rnd 9 @ Brands Hatch Indy
DFDS Yamaha Past Masters
RACE 19 - CLASSIFICATION

POS	NO	CL	PIC NAME	ENTRY	LAPS	TIME	GAP	DIFF	MPH	BEST	ON
1	13		1 Doug EDMONDSON	Yamaha TZR250 - Stan Stephens Tuning	12	10:54.294			79.75	53.286	5
2	24		2 Scott CARSON	Yamaha TZR250 - Brian Grays Powerbiking,All Eng	12	11:00.694	6.400	6.400	78.98	53.873	11
3	19		3 Peter BRANTON	Yamaha TZR250 -	12	11:07.749	13.455	7.055	78.14	54.214	4
4	74		4 Paul WHITBY	Yamaha TZR250 - Greybridge Ltd	12	11:17.756	23.462	10.007	76.99	55.125	3
5	101		5 Andrew DAVIES	Yamaha TZR250 - GIBSON EXHAUSTS	12	11:17.962	23.668	0.206	76.97	55.444	6
6	55		6 Paul TOLAND	Yamaha TZR250 -	12	11:28.356	34.062	10.394	75.80	56.496	12
7	27	R	1 Richard HAYWARD	Yamaha TZR250 - Gforce Motorcycles	12	11:28.575	34.281	0.219	75.78	56.058	3
8	16	C	1 Martyn WHITE	Yamaha RD350YPVS - Taymar	12	11:44.635	50.341	16.060	74.05	57.630	10
9	60	C	2 Daniel GOUGH	Yamaha TZR250 - G Force Motorcycles	12	11:45.030	50.736	0.395	74.01	57.625	10
10	100	R	2 Paul NIELD	Yamaha TZR250 - www.ypmrc.co.uk	11	11:18.779	1 Lap	1 Lap	70.47	1:00.386	2
11	67	C	3 Mark BAILEY	Yamaha TZR250 - Gforce motorcycles	11	11:33.501	1 Lap	14.722	68.97	1:01.465	7
12	31	R	3 Rob FARMER	Yamaha TZR250 - Tempest Revivals / Obsession E	11	11:34.356	1 Lap	0.855	68.89	1:01.396	9
13	99	C	4 Paul FIRTH	Yamaha TZR250 -	11	11:42.823	1 Lap	8.467	68.06	1:01.685	11
14	25	R	4 Sam DRUCE	Yamaha TZR250 -	11	11:56.055	1 Lap	13.232	66.80	1:03.381	5
15	33	R	5 Kieran LEWIS	Yamaha TZR250 - Controls For Doors Ltd/ G Force	11	11:56.464	1 Lap	0.409	66.76	1:03.382	10
16	62	R	6 Steve HUMPHRIES	Yamaha TZR250 -	9	11:00.081	3 Laps	2 Laps	59.29	1:10.443	7
NOT CLASSIFIED											
DNF	17	R	Dan MILES	Yamaha TZR250 -	5	5:20.180	7 Laps	4 Laps	67.90	1:01.530	3
FASTEST LAP											
	13		Doug EDMONDSON	Yamaha TZR250 - Stan Stephens Tuning	5	53.286		81.60 mph		131.33 kph	
	27	R	Richard HAYWARD	Yamaha TZR250 - Gforce Motorcycles	3	56.058		77.57 mph		124.84 kph	
	60	C	Daniel GOUGH	Yamaha TZR250 - G Force Motorcycles	10	57.625		75.46 mph		121.44 kph	

Class - 92.5% of Race Speed = 73.76 mph
 Class R - 92.5% of Race Speed = 70.09 mph
 Class C - 92.5% of Race Speed = 68.49 mph

Brands Hatch Indy
 Circuit Length = 1.2079 miles
 Start: 16:45 Flag 16:56 End: 16:58

Weather / Track : Cloudy / Dry
 These results are provisional until the conclusion of any judicial and technical matters.

Clerk Of Course :	Steward :	Timekeeper :
-------------------	-----------	--------------

Results can be found at www.tsl-timing.com

Printed - 16:58 Sunday, 06 October 2019



BMCRC - MRO Championships 2019 - Rnd 9 @ Brands Hatch Indy

DFDS Yamaha Past Masters

RACE 19 - LAP CHART

LAP 1 @ 16:46:33.898

NO	BEHIND	LAP TIME
24		1:00.818
19	0.173	1:00.991
13	1.428	1:02.246
55	1.611	1:02.429
74	1.821	1:02.639
101	2.423	1:03.241
27	2.838	1:03.656
16	4.518	1:05.336
60	4.847	1:05.665
100	6.550	1:07.368
67	9.671	1:10.489
31	9.986	1:10.804
17	10.416	1:11.234
99	11.287	1:12.105
25	12.145	1:12.963
33	13.721	1:14.539
62	20.715	1:21.533

LAP 2 @ 16:47:28.363

NO	BEHIND	LAP TIME
24		54.465
19	0.104	54.396
13	0.333	53.370
74	2.699	55.343
55	3.722	56.576
101	3.818	55.860
27	4.568	56.195
60	8.651	58.269
16	8.945	58.892
100	12.471	1:00.386
67	18.454	1:03.248
31	18.713	1:03.192
17	18.902	1:02.951
99	21.371	1:04.549
25	21.768	1:04.088
33	23.898	1:04.642
62	38.870	1:12.620

LAP 3 @ 16:48:22.449

NO	BEHIND	LAP TIME
13		53.753
24	0.577	54.663
19	0.644	54.626
74	3.738	55.125
101	5.444	55.712
55	6.253	56.617
27	6.540	56.058
60	12.584	58.019
16	12.937	58.078
100	19.375	1:00.990
17	26.346	1:01.530
67	26.892	1:02.524
31	27.606	1:02.979
25	31.191	1:03.509
99	32.320	1:05.035
33	34.442	1:04.630

LAP 4 @ 16:49:16.136

NO	BEHIND	LAP TIME
13		53.687

19	1.171	54.214
24	1.873	54.983
62	1 Lap	1:13.310
74	5.227	55.176
101	7.218	55.461
27	9.412	56.559
55	9.673	57.107
60	17.105	58.208
16	17.237	57.987
100	26.526	1:00.838
17	34.823	1:02.164
67	35.468	1:02.263
31	36.373	1:02.454
25	42.120	1:04.616
99	42.651	1:04.018
33	45.392	1:04.637

LAP 5 @ 16:50:09.422

NO	BEHIND	LAP TIME
13		53.286
19	2.285	54.400
24	2.593	54.006
74	7.129	55.188
101	9.699	55.767
27	13.138	57.012
55	13.452	57.065
16	22.282	58.331
60	22.523	58.704
62	1 Lap	1:14.456
100	34.359	1:01.119
17	43.838	1:02.301
67	44.527	1:02.345
31	45.056	1:01.969
25	52.215	1:03.381
99	52.772	1:03.407

LAP 6 @ 16:51:03.065

NO	BEHIND	LAP TIME
13		53.643
33	1 Lap	1:03.684
19	3.326	54.684
24	3.576	54.626
74	9.077	55.591
101	11.500	55.444
27	16.699	57.204
55	16.814	57.005
16	26.967	58.328
60	27.297	58.417
100	41.936	1:01.220
62	1 Lap	1:11.024
67	52.454	1:01.570

LAP 7 @ 16:51:57.013

NO	BEHIND	LAP TIME
13		53.948
31	1 Lap	1:02.739
19	5.516	56.138
24	5.896	56.268
99	1 Lap	1:02.814
25	1 Lap	1:03.505
74	10.754	55.625
33	1 Lap	1:03.755
101	13.191	55.639

27	20.209	57.458
55	20.367	57.501
16	30.833	57.814
60	31.082	57.733
100	49.807	1:01.819

LAP 8 @ 16:52:51.214

NO	BEHIND	LAP TIME
13		54.201
67	1 Lap	1:01.465
24	6.321	54.626
62	2 Laps	1:12.044
19	7.248	55.933
31	1 Lap	1:01.955
74	12.004	55.451
101	15.700	56.710
99	1 Lap	1:02.342
25	1 Lap	1:04.596
33	1 Lap	1:03.835
27	22.892	56.884
55	22.974	56.808
16	34.894	58.262
60	35.246	58.365

LAP 9 @ 16:53:45.396

NO	BEHIND	LAP TIME
13		54.182
100	1 Lap	1:00.979
24	6.110	53.971
19	8.576	55.510
74	14.152	56.330
67	1 Lap	1:02.710
31	1 Lap	1:02.529
101	17.339	55.821
62	2 Laps	1:10.443
99	1 Lap	1:02.199
55	26.070	57.278
27	26.246	57.536
25	1 Lap	1:04.120
33	1 Lap	1:04.418
16	38.723	58.011
60	38.976	57.912

LAP 10 @ 16:54:39.185

NO	BEHIND	LAP TIME
13		53.789
24	6.615	54.294
100	1 Lap	1:00.622
19	10.085	55.298
74	16.765	56.402
101	19.429	55.879
67	1 Lap	1:02.441
31	1 Lap	1:01.396
55	29.228	56.947
27	29.544	57.087
99	1 Lap	1:02.931
25	1 Lap	1:04.644
62	2 Laps	1:12.146
33	1 Lap	1:03.703
16	42.564	57.630
60	42.812	57.625

LAP 11 @ 16:55:32.895

NO	BEHIND	LAP TIME
13		53.710
24	6.778	53.873
19	12.121	55.746
100	1 Lap	1:00.924
74	19.592	56.537
101	21.345	55.626
67	1 Lap	1:02.564
55	32.045	56.527
31	1 Lap	1:01.984
27	32.213	56.379
99	1 Lap	1:01.738
16	46.979	58.125
60	47.277	58.175
25	1 Lap	1:04.735
33	1 Lap	1:03.382

LAP 12 @ 16:56:27.374

NO	BEHIND	LAP TIME
13		54.479
62	3 Laps	1:12.505
24	6.400	54.101
19	13.455	55.813
74	23.462	58.349
101	23.668	56.802
100	1 Lap	1:02.514
55	34.062	56.496
27	34.281	56.547
67	1 Lap	1:01.882
31	1 Lap	1:02.355
99	1 Lap	1:01.685
16	50.341	57.841
60	50.736	57.938
25	1 Lap	1:05.898
33	1 Lap	1:05.239

Brands Hatch Indy

Circuit Length = 1.2079 miles

Start: 16:45 Flag 16:56 End: 16:58

Weather / Track : Cloudy / Dry

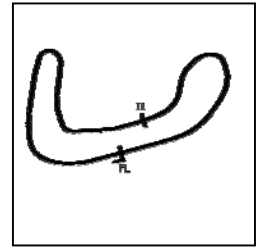
Results can be found at www.tsl-timing.com

Printed - 16:59 Sunday, 06 October 2019

BMCRC - MRO Championships 2019 - Rnd 9 @ Brands Hatch Indy

DFDS Yamaha Past Masters

RACE 19 - SECTOR ANALYSIS



SECTOR 1 = FL to I1, SECTOR 2 = I1 to FL, DIFF = Difference To Personal Best Lap, P = Crossed Finish Line in Pit Lane, D = Time Disallowed

P1 13		Doug EDMONDSON		Yamaha TZR250 - Stan Stephens Tuning		
IDEAL LAP TIME : 53.173		BEST LAP TIME : 53.286		DIFFERENCE : 0.113		
LAP	SECTOR 1	SECTOR 2	LAP TIME	MPH	DIFF	TIME OF DAY
1 -		22.248	1:02.246	69.86	8.960	16:46:35.326
2 -	31.933	21.437	53.370 (2)	81.48	0.084	16:47:28.696
3 -	32.072	21.681	53.753	80.89	0.467	16:48:22.449
4 -	31.907	21.780	53.687	80.99	0.401	16:49:16.136
5 -	31.736	21.550	53.286 (1)	81.60		16:50:09.422
6 -	31.764	21.879	53.643 (3)	81.06	0.357	16:51:03.065
7 -	32.226	21.722	53.948	80.60	0.662	16:51:57.013
8 -	32.408	21.793	54.201	80.23	0.915	16:52:51.214
9 -	32.468	21.714	54.182	80.25	0.896	16:53:45.396
10 -	32.057	21.732	53.789	80.84	0.503	16:54:39.185
11 -	32.083	21.627	53.710	80.96	0.424	16:55:32.895
12 -	32.412	22.067	54.479	79.82	1.193	16:56:27.374

P2 24		Scott CARSON		Yamaha TZR250 - Brian Grays Powerbiking,All England Diamor		
IDEAL LAP TIME : 53.777		BEST LAP TIME : 53.873		DIFFERENCE : 0.096		
LAP	SECTOR 1	SECTOR 2	LAP TIME	MPH	DIFF	TIME OF DAY
1 -		22.173	1:00.818	71.50	6.945	16:46:33.898
2 -	32.554	21.911	54.465	79.84	0.592	16:47:28.363
3 -	32.860	21.803	54.663	79.55	0.790	16:48:23.026
4 -	32.811	22.172	54.983	79.08	1.110	16:49:18.009
5 -	32.375	21.631	54.006 (3)	80.52	0.133	16:50:12.015
6 -	32.767	21.859	54.626	79.60	0.753	16:51:06.641
7 -	33.815	22.453	56.268	77.28	2.395	16:52:02.909
8 -	32.870	21.756	54.626	79.60	0.753	16:52:57.535
9 -	32.315	21.656	53.971 (2)	80.57	0.098	16:53:51.506
10 -	32.491	21.803	54.294	80.09	0.421	16:54:45.800
11 -	32.146	21.727	53.873 (1)	80.71		16:55:39.673
12 -	32.315	21.786	54.101	80.37	0.228	16:56:33.774

P3 19		Peter BRANTON		Yamaha TZR250 -		
IDEAL LAP TIME : 53.937		BEST LAP TIME : 54.214		DIFFERENCE : 0.277		
LAP	SECTOR 1	SECTOR 2	LAP TIME	MPH	DIFF	TIME OF DAY
1 -		21.980	1:00.991	71.29	6.777	16:46:34.071
2 -	32.753	21.643	54.396 (2)	79.94	0.182	16:47:28.467
3 -	33.046	21.580	54.626	79.60	0.412	16:48:23.093
4 -	32.357	21.857	54.214 (1)	80.21		16:49:17.307
5 -	32.621	21.779	54.400 (3)	79.93	0.186	16:50:11.707
6 -	32.685	21.999	54.684	79.52	0.470	16:51:06.391
7 -	33.885	22.253	56.138	77.46	1.924	16:52:02.529
8 -	33.427	22.506	55.933	77.74	1.719	16:52:58.462
9 -	33.281	22.229	55.510	78.33	1.296	16:53:53.972
10 -	33.051	22.247	55.298	78.63	1.084	16:54:49.270
11 -	33.446	22.300	55.746	78.00	1.532	16:55:45.016
12 -	33.436	22.377	55.813	77.91	1.599	16:56:40.829

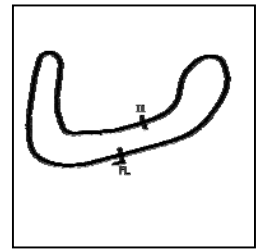
Weather / Track : Cloudy / Dry

Brands Hatch Indy
 Circuit Length = 1.2079 miles
 Start: 16:45 Flag 16:56 End: 16:58

BMCRC - MRO Championships 2019 - Rnd 9 @ Brands Hatch Indy

DFDS Yamaha Past Masters

RACE 19 - SECTOR ANALYSIS



SECTOR 1 = FL to I1, SECTOR 2 = I1 to FL, DIFF = Difference To Personal Best Lap, P = Crossed Finish Line in Pit Lane, D = Time Disallowed

P4 74		Paul WHITBY		Yamaha TZR250 - Greybridge Ltd		
IDEAL LAP TIME : 55.011		BEST LAP TIME : 55.125		DIFFERENCE : 0.114		
LAP	SECTOR 1	SECTOR 2	LAP TIME	MPH	DIFF	TIME OF DAY
1 -		22.642	1:02.639	69.42	7.514	16:46:35.719
2 -	33.241	22.102	55.343	78.57	0.218	16:47:31.062
3 -	32.997	22.128	55.125 (1)	78.88		16:48:26.187
4 -	32.909	22.267	55.176 (2)	78.81	0.051	16:49:21.363
5 -	33.004	22.184	55.188 (3)	78.79	0.063	16:50:16.551
6 -	33.395	22.196	55.591	78.22	0.466	16:51:12.142
7 -	32.909	22.716	55.625	78.17	0.500	16:52:07.767
8 -	33.251	22.200	55.451	78.42	0.326	16:53:03.218
9 -	33.669	22.661	56.330	77.19	1.205	16:53:59.548
10 -	33.910	22.492	56.402	77.10	1.277	16:54:55.950
11 -	33.915	22.622	56.537	76.91	1.412	16:55:52.487
12 -	34.601	23.748	58.349	74.52	3.224	16:56:50.836

P5 101		Andrew DAVIES		Yamaha TZR250 - GIBSON EXHAUSTS		
IDEAL LAP TIME : 55.259		BEST LAP TIME : 55.444		DIFFERENCE : 0.185		
LAP	SECTOR 1	SECTOR 2	LAP TIME	MPH	DIFF	TIME OF DAY
1 -		22.600	1:03.241	68.76	7.797	16:46:36.321
2 -	33.371	22.489	55.860	77.84	0.416	16:47:32.181
3 -	33.557	22.155	55.712	78.05	0.268	16:48:27.893
4 -	33.384	22.077	55.461 (2)	78.40	0.017	16:49:23.354
5 -	33.549	22.218	55.767	77.97	0.323	16:50:19.121
6 -	33.288	22.156	55.444 (1)	78.43		16:51:14.565
7 -	33.182	22.457	55.639	78.15	0.195	16:52:10.204
8 -	34.255	22.455	56.710	76.68	1.266	16:53:06.914
9 -	33.633	22.188	55.821	77.90	0.377	16:54:02.735
10 -	33.715	22.164	55.879	77.82	0.435	16:54:58.614
11 -	33.516	22.110	55.626 (3)	78.17	0.182	16:55:54.240
12 -	34.233	22.569	56.802	76.55	1.358	16:56:51.042

P6 55		Paul TOLAND		Yamaha TZR250 -		
IDEAL LAP TIME : 56.371		BEST LAP TIME : 56.496		DIFFERENCE : 0.125		
LAP	SECTOR 1	SECTOR 2	LAP TIME	MPH	DIFF	TIME OF DAY
1 -		22.567	1:02.429	69.65	5.933	16:46:35.509
2 -	33.949	22.627	56.576 (3)	76.86	0.080	16:47:32.085
3 -	33.992	22.625	56.617	76.80	0.121	16:48:28.702
4 -	34.387	22.720	57.107	76.14	0.611	16:49:25.809
5 -	34.280	22.785	57.065	76.20	0.569	16:50:22.874
6 -	34.028	22.977	57.005	76.28	0.509	16:51:19.879
7 -	34.058	23.443	57.501	75.62	1.005	16:52:17.380
8 -	34.130	22.678	56.808	76.54	0.312	16:53:14.188
9 -	34.122	23.156	57.278	75.92	0.782	16:54:11.466
10 -	34.192	22.755	56.947	76.36	0.451	16:55:08.413
11 -	33.804	22.723	56.527 (2)	76.92	0.031	16:56:04.940
12 -	33.809	22.687	56.496 (1)	76.97		16:57:01.436

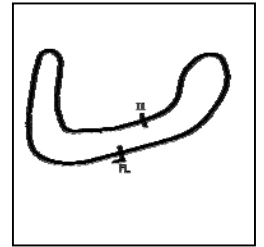
Weather / Track : Cloudy / Dry

Brands Hatch Indy
Circuit Length = 1.2079 miles
Start: 16:45 Flag 16:56 End: 16:58

BMCRC - MRO Championships 2019 - Rnd 9 @ Brands Hatch Indy

DFDS Yamaha Past Masters

RACE 19 - SECTOR ANALYSIS



SECTOR 1 = FL to I1, SECTOR 2 = I1 to FL, DIFF = Difference To Personal Best Lap, P = Crossed Finish Line in Pit Lane, D = Time Disallowed

P7 27 R Richard HAYWARD			Yamaha TZR250 - Gforce Motorcycles			
IDEAL LAP TIME : 56.049		BEST LAP TIME : 56.058	DIFFERENCE : 0.009			
LAP	SECTOR 1	SECTOR 2	LAP TIME	MPH	DIFF	TIME OF DAY
1 -		22.691	1:03.656	68.31	7.598	16:46:36.736
2 -	33.725	22.470	56.195 (2)	77.38	0.137	16:47:32.931
3 -	33.685	22.373	56.058 (1)	77.57		16:48:28.989
4 -	33.898	22.661	56.559	76.88	0.501	16:49:25.548
5 -	34.214	22.798	57.012	76.27	0.954	16:50:22.560
6 -	34.163	23.041	57.204	76.01	1.146	16:51:19.764
7 -	34.047	23.411	57.458	75.68	1.400	16:52:17.222
8 -	34.070	22.814	56.884	76.44	0.826	16:53:14.106
9 -	34.540	22.996	57.536	75.58	1.478	16:54:11.642
10 -	34.320	22.767	57.087	76.17	1.029	16:55:08.729
11 -	33.676	22.703	56.379 (3)	77.13	0.321	16:56:05.108
12 -	33.908	22.639	56.547	76.90	0.489	16:57:01.655

P8 16 C Martyn WHITE			Yamaha RD350YPVS - Taymar			
IDEAL LAP TIME : 57.543		BEST LAP TIME : 57.630	DIFFERENCE : 0.087			
LAP	SECTOR 1	SECTOR 2	LAP TIME	MPH	DIFF	TIME OF DAY
1 -		23.122	1:05.336	66.55	7.706	16:46:38.416
2 -	35.571	23.321	58.892	73.84	1.262	16:47:37.308
3 -	35.024	23.054	58.078	74.87	0.448	16:48:35.386
4 -	34.927	23.060	57.987	74.99	0.357	16:49:33.373
5 -	34.802	23.529	58.331	74.55	0.701	16:50:31.704
6 -	35.128	23.200	58.328	74.55	0.698	16:51:30.032
7 -	34.704	23.110	57.814 (2)	75.21	0.184	16:52:27.846
8 -	35.091	23.171	58.262	74.63	0.632	16:53:26.108
9 -	34.886	23.125	58.011	74.96	0.381	16:54:24.119
10 -	34.754	22.876	57.630 (1)	75.45		16:55:21.749
11 -	35.033	23.092	58.125	74.81	0.495	16:56:19.874
12 -	35.002	22.839	57.841 (3)	75.18	0.211	16:57:17.715

P9 60 C Daniel GOUGH			Yamaha TZR250 - G Force Motorcycles			
IDEAL LAP TIME : 57.625		BEST LAP TIME : 57.625	DIFFERENCE : 0.000			
LAP	SECTOR 1	SECTOR 2	LAP TIME	MPH	DIFF	TIME OF DAY
1 -		23.046	1:05.665	66.22	8.040	16:46:38.745
2 -	35.083	23.186	58.269	74.62	0.644	16:47:37.014
3 -	34.908	23.111	58.019	74.95	0.394	16:48:35.033
4 -	35.034	23.174	58.208	74.70	0.583	16:49:33.241
5 -	35.404	23.300	58.704	74.07	1.079	16:50:31.945
6 -	35.334	23.083	58.417	74.44	0.792	16:51:30.362
7 -	34.895	22.838	57.733 (2)	75.32	0.108	16:52:28.095
8 -	35.074	23.291	58.365	74.50	0.740	16:53:26.460
9 -	34.868	23.044	57.912 (3)	75.08	0.287	16:54:24.372
10 -	34.794	22.831	57.625 (1)	75.46		16:55:21.997
11 -	35.067	23.108	58.175	74.75	0.550	16:56:20.172
12 -	35.089	22.849	57.938	75.05	0.313	16:57:18.110

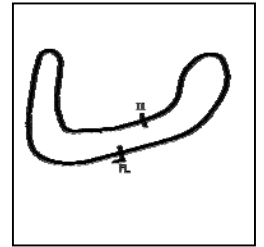
Weather / Track : Cloudy / Dry

Brands Hatch Indy
Circuit Length = 1.2079 miles
Start: 16:45 Flag 16:56 End: 16:58

BMCRC - MRO Championships 2019 - Rnd 9 @ Brands Hatch Indy

DFDS Yamaha Past Masters

RACE 19 - SECTOR ANALYSIS



SECTOR 1 = FL to I1, SECTOR 2 = I1 to FL, DIFF = Difference To Personal Best Lap, P = Crossed Finish Line in Pit Lane, D = Time Disallowed

P10 100 R		Paul NIELD		Yamaha TZR250 - www.ypmrc.co.uk		
IDEAL LAP TIME : 1:00.132		BEST LAP TIME : 1:00.386		DIFFERENCE : 0.254		
LAP	SECTOR 1	SECTOR 2	LAP TIME	MPH	DIFF	TIME OF DAY
1 -		24.058	1:07.368	64.54	6.982	16:46:40.448
2 -	36.325	24.061	1:00.386 (1)	72.01		16:47:40.834
3 -	36.528	24.462	1:00.990	71.30	0.604	16:48:41.824
4 -	36.430	24.408	1:00.838 (3)	71.47	0.452	16:49:42.662
5 -	36.963	24.156	1:01.119	71.14	0.733	16:50:43.781
6 -	36.784	24.436	1:01.220	71.03	0.834	16:51:45.001
7 -	37.166	24.653	1:01.819	70.34	1.433	16:52:46.820
8 -	37.172	23.807	1:00.979	71.31	0.593	16:53:47.799
9 -	36.668	23.954	1:00.622 (2)	71.73	0.236	16:54:48.421
10 -	36.465	24.459	1:00.924	71.37	0.538	16:55:49.345
11 -	38.610	23.904	1:02.514	69.56	2.128	16:56:51.859

P11 67 C		Mark BAILEY		Yamaha TZR250 - Gforce motorcycles		
IDEAL LAP TIME : 1:01.263		BEST LAP TIME : 1:01.465		DIFFERENCE : 0.202		
LAP	SECTOR 1	SECTOR 2	LAP TIME	MPH	DIFF	TIME OF DAY
1 -		24.969	1:10.489	61.69	9.024	16:46:43.569
2 -	38.158	25.090	1:03.248	68.75	1.783	16:47:46.817
3 -	37.793	24.731	1:02.524	69.55	1.059	16:48:49.341
4 -	37.654	24.609	1:02.263	69.84	0.798	16:49:51.604
5 -	37.749	24.596	1:02.345	69.75	0.880	16:50:53.949
6 -	37.005	24.565	1:01.570 (2)	70.62	0.105	16:51:55.519
7 -	37.207	24.258	1:01.465 (1)	70.74		16:52:56.984
8 -	37.987	24.723	1:02.710	69.34	1.245	16:53:59.694
9 -	37.729	24.712	1:02.441	69.64	0.976	16:55:02.135
10 -	37.778	24.786	1:02.564	69.50	1.099	16:56:04.699
11 -	37.398	24.484	1:01.882 (3)	70.27	0.417	16:57:06.581

P12 31 R		Rob FARMER		Yamaha TZR250 - Tempest Revivals / Obsession Engineering		
IDEAL LAP TIME : 1:01.396		BEST LAP TIME : 1:01.396		DIFFERENCE : 0.000		
LAP	SECTOR 1	SECTOR 2	LAP TIME	MPH	DIFF	TIME OF DAY
1 -		25.053	1:10.804	61.41	9.408	16:46:43.884
2 -	38.075	25.117	1:03.192	68.81	1.796	16:47:47.076
3 -	38.246	24.733	1:02.979	69.04	1.583	16:48:50.055
4 -	37.800	24.654	1:02.454	69.62	1.058	16:49:52.509
5 -	37.184	24.785	1:01.969 (3)	70.17	0.573	16:50:54.478
6 -	37.056	25.683	1:02.739	69.31	1.343	16:51:57.217
7 -	37.130	24.825	1:01.955 (2)	70.18	0.559	16:52:59.172
8 -	37.972	24.557	1:02.529	69.54	1.133	16:54:01.701
9 -	36.907	24.489	1:01.396 (1)	70.82		16:55:03.097
10 -	37.335	24.649	1:01.984	70.15	0.588	16:56:05.081
11 -	37.602	24.753	1:02.355	69.73	0.959	16:57:07.436

P13 99 C		Paul FIRTH		Yamaha TZR250 -		
IDEAL LAP TIME : 1:01.496		BEST LAP TIME : 1:01.685		DIFFERENCE : 0.189		
LAP	SECTOR 1	SECTOR 2	LAP TIME	MPH	DIFF	TIME OF DAY
1 -		25.071	1:12.105	60.30	10.420	16:46:45.185
2 -	39.047	25.502	1:04.549	67.36	2.864	16:47:49.734
3 -	39.589	25.446	1:05.035	66.86	3.350	16:48:54.769
4 -	39.106	24.912	1:04.018	67.92	2.333	16:49:58.787
5 -	38.749	24.658	1:03.407	68.58	1.722	16:51:02.194
6 -	38.364	24.450	1:02.814	69.22	1.129	16:52:05.008
7 -	37.477	24.865	1:02.342	69.75	0.657	16:53:07.350
8 -	37.223	24.976	1:02.199 (3)	69.91	0.514	16:54:09.549
9 -	38.658	24.273	1:02.931	69.10	1.246	16:55:12.480
10 -	37.306	24.432	1:01.738 (2)	70.43	0.053	16:56:14.218
11 -	37.273	24.412	1:01.685 (1)	70.49		16:57:15.903

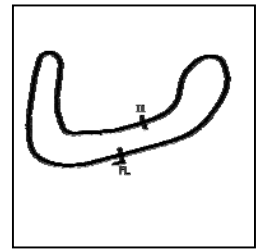
Weather / Track : Cloudy / Dry

Brands Hatch Indy
Circuit Length = 1.2079 miles
Start: 16:45 Flag 16:56 End: 16:58

BMCRC - MRO Championships 2019 - Rnd 9 @ Brands Hatch Indy

DFDS Yamaha Past Masters

RACE 19 - SECTOR ANALYSIS



SECTOR 1 = FL to I1, SECTOR 2 = I1 to FL, DIFF = Difference To Personal Best Lap, P = Crossed Finish Line in Pit Lane, D = Time Disallowed

P14 25 R Sam DRUCE			Yamaha TZR250 -			
IDEAL LAP TIME : 1:02.673			BEST LAP TIME : 1:03.381		DIFFERENCE : 0.708	
LAP	SECTOR 1	SECTOR 2	LAP TIME	MPH	DIFF	TIME OF DAY
1 -		25.226	1:12.963	59.59	9.582	16:46:46.043
2 -	38.446	25.642	1:04.088	67.85	0.707	16:47:50.131
3 -	38.180	25.329	1:03.509 (3)	68.47	0.128	16:48:53.640
4 -	39.134	25.482	1:04.616	67.29	1.235	16:49:58.256
5 -	38.034	25.347	1:03.381 (1)	68.61		16:51:01.637
6 -	37.447	26.058	1:03.505 (2)	68.47	0.124	16:52:05.142
7 -	39.355	25.241	1:04.596	67.32	1.215	16:53:09.738
8 -	38.259	25.861	1:04.120	67.81	0.739	16:54:13.858
9 -	39.344	25.300	1:04.644	67.27	1.263	16:55:18.502
10 -	38.441	26.294	1:04.735	67.17	1.354	16:56:23.237
11 -	40.592	25.306	1:05.898	65.98	2.517	16:57:29.135

P15 33 R Kieran LEWIS			Yamaha TZR250 - Controls For Doors Ltd/ G Force Motorcycles			
IDEAL LAP TIME : 1:03.033			BEST LAP TIME : 1:03.382		DIFFERENCE : 0.349	
LAP	SECTOR 1	SECTOR 2	LAP TIME	MPH	DIFF	TIME OF DAY
1 -		25.671	1:14.539	58.33	11.157	16:46:47.619
2 -	39.177	25.465	1:04.642	67.27	1.260	16:47:52.261
3 -	38.722	25.908	1:04.630	67.28	1.248	16:48:56.891
4 -	39.308	25.329	1:04.637	67.27	1.255	16:50:01.528
5 -	38.483	25.201	1:03.684 (2)	68.28	0.302	16:51:05.212
6 -	38.157	25.598	1:03.755	68.20	0.373	16:52:08.967
7 -	38.290	25.545	1:03.835	68.12	0.453	16:53:12.802
8 -	39.004	25.414	1:04.418	67.50	1.036	16:54:17.220
9 -	38.427	25.276	1:03.703 (3)	68.26	0.321	16:55:20.923
10 -	38.506	24.876	1:03.382 (1)	68.60		16:56:24.305
11 -	39.677	25.562	1:05.239	66.65	1.857	16:57:29.544

P16 62 R Steve HUMPHRIES			Yamaha TZR250 -			
IDEAL LAP TIME : 1:10.177			BEST LAP TIME : 1:10.443		DIFFERENCE : 0.266	
LAP	SECTOR 1	SECTOR 2	LAP TIME	MPH	DIFF	TIME OF DAY
1 -		28.499	1:21.533	53.33	11.090	16:46:54.613
2 -	43.891	28.729	1:12.620	59.88	2.177	16:48:07.233
3 -	44.835	28.475	1:13.310	59.31	2.867	16:49:20.543
4 -	45.746	28.710	1:14.456	58.40	4.013	16:50:34.999
5 -	43.033	27.991	1:11.024 (2)	61.22	0.581	16:51:46.023
6 -	44.119	27.925	1:12.044 (3)	60.36	1.601	16:52:58.067
7 -	42.798	27.645	1:10.443 (1)	61.73		16:54:08.510
8 -	44.767	27.379	1:12.146	60.27	1.703	16:55:20.656
9 -	44.713	27.792	1:12.505	59.97	2.062	16:56:33.161

P17 17 R Dan MILES			Yamaha TZR250 -			
IDEAL LAP TIME : 1:01.530			BEST LAP TIME : 1:01.530		DIFFERENCE : 0.000	
LAP	SECTOR 1	SECTOR 2	LAP TIME	MPH	DIFF	TIME OF DAY
1 -		25.266	1:11.234	61.04	9.704	16:46:44.314
2 -	37.719	25.232	1:02.951	69.07	1.421	16:47:47.265
3 -	37.056	24.474	1:01.530 (1)	70.67		16:48:48.795
4 -	37.512	24.652	1:02.164 (2)	69.95	0.634	16:49:50.959
5 -	37.396	24.905	1:02.301 (3)	69.79	0.771	16:50:53.260

Weather / Track : Cloudy / Dry

Brands Hatch Indy
Circuit Length = 1.2079 miles
Start: 16:45 Flag 16:56 End: 16:58

BMCRC - MRO Championships 2019 - Rnd 9 @ Brands Hatch Indy

DFDS Yamaha Past Masters

RACE 19 - BEST SECTORS

SECTOR 1			SECTOR 2			IDEAL / BEST COMPARISON						
POS	NO	NAME	TIME	NO	NAME	TIME	POS	NO	NAME	IDEAL	BEST	DIFF
									PERFECT LAP	53.173		
1	13	EDMONDSON	31.736	13	EDMONDSON	21.437	1	13	EDMONDSON	53.173	53.286	0.113
2	24	CARSON	32.146	19	BRANTON	21.580	2	24	CARSON	53.777	53.873	0.096
3	19	BRANTON	32.357	24	CARSON	21.631	3	19	BRANTON	53.937	54.214	0.277
4	74	WHITBY	32.909	101	DAVIES	22.077	4	74	WHITBY	55.011	55.125	0.114
5	101	DAVIES	33.182	74	WHITBY	22.102	5	101	DAVIES	55.259	55.444	0.185
6	27	HAYWARD	33.676	27	HAYWARD	22.373	6	27	HAYWARD	56.049	56.058	0.009
7	55	TOLAND	33.804	55	TOLAND	22.567	7	55	TOLAND	56.371	56.496	0.125
8	16	WHITE	34.704	60	GOUGH	22.831	8	16	WHITE	57.543	57.630	0.087
9	60	GOUGH	34.794	16	WHITE	22.839	9	60	GOUGH	57.625	57.625	0.000
10	100	NIELD	36.325	100	NIELD	23.807	10	100	NIELD	1:00.132	1:00.386	0.254
11	31	FARMER	36.907	67	BAILEY	24.258	11	67	BAILEY	1:01.263	1:01.465	0.202
12	67	BAILEY	37.005	99	FIRTH	24.273	12	31	FARMER	1:01.396	1:01.396	0.000
13	17	MILES	37.056	17	MILES	24.474	13	99	FIRTH	1:01.496	1:01.685	0.189
14	99	FIRTH	37.223	31	FARMER	24.489	14	17	MILES	1:01.530	1:01.530	0.000
15	25	DRUCE	37.447	33	LEWIS	24.876	15	25	DRUCE	1:02.673	1:03.381	0.708
16	33	LEWIS	38.157	25	DRUCE	25.226	16	33	LEWIS	1:03.033	1:03.382	0.349
17	62	HUMPHRIES	42.798	62	HUMPHRIES	27.379	17	62	HUMPHRIES	1:10.177	1:10.443	0.266

Weather / Track : Cloudy / Dry

Results can be found at www.tsl-timing.com

Brands Hatch Indy
Circuit Length = 1.2079 miles
Start: 16:45 Flag 16:56 End: 16:58

Printed - 16:59 Sunday, 06 October 2019

BMCRC - MRO Championships 2019 - Rnd 9 @ Brands Hatch Indy

DFDS Yamaha Past Masters

RACE 19 - STATISTICS

Competitors Started 17
Planned Start 2019-10-06 @ 16:15:00.000
Actual Start 2019-10-06 @ 16:45:33.079
Finish Time 2019-10-06 @ 16:56:27.373
Track Length 1.2079mi.
Total Laps 188
Total Distance Covered 227.0937mi.

Session Fastest Lap History

NO	CL	NAME	LAP TIME	TIME OF DAY	LAP	VEHICLE
24		Scott CARSON	54.465	16:47:28.391	2	Yamaha TZR250
19		Peter BRANTON	54.396	16:47:28.467	2	Yamaha TZR250
13		Doug EDMONDSON	53.370	16:47:28.707	2	Yamaha TZR250
13		Doug EDMONDSON	53.286	16:50:09.433	5	Yamaha TZR250

Session Leader History

NO	CL	NAME	FROM LAP	LAPS LED	DISTANCE	VEHICLE
24		Scott CARSON	1	2	2.41 miles	Yamaha TZR250
13		Doug EDMONDSON	3	10	12.07 miles	Yamaha TZR250

Flag History

TYPE	TIME OF DAY
GREEN	16:45:33.079
FINISH	16:56:27.373

Flag Statistics

TYPE	COUNT	TOTAL LAPS	TOTAL TIME
Green	1	12	12:50.318
Red	0	0	0.000
Safety Car	0	0	0.000
FCY	0	0	0.000

Weather / Track : Cloudy / Dry

These results are provisional until the conclusion of any judicial and technical matters.

Brands Hatch Indy
Circuit Length = 1.2079 miles
Start: 16:45 Flag 16:56 End: 16:58

Clerk Of Course :		Timekeeper :
-------------------	--	--------------

BMCRC - MRO Championships 2019 - Rnd 9 @ Brands Hatch Indy

DFDS Yamaha Past Masters

RACE 19 - STATISTICS

CLASS : C

4 Starters

Fastest Lap History

NO	NAME	LAP TIME	TIME OF DAY	LAP	VEHICLE
60	Daniel GOUGH	58.269	16:47:37.040	2	Yamaha TZR250
60	Daniel GOUGH	58.019	16:48:35.060	3	Yamaha TZR250
16	Martyn WHITE	57.987	16:49:33.373	4	Yamaha RD350YPVS
16	Martyn WHITE	57.814	16:52:27.869	7	Yamaha RD350YPVS
60	Daniel GOUGH	57.733	16:52:28.122	7	Yamaha TZR250
16	Martyn WHITE	57.630	16:55:21.772	10	Yamaha RD350YPVS
60	Daniel GOUGH	57.625	16:55:22.023	10	Yamaha TZR250

Leader History

NO	NAME	FROM LAP	LAPS LED	DISTANCE	VEHICLE
16	Martyn WHITE	1	1	1.20 miles	Yamaha RD350YPVS
60	Daniel GOUGH	2	3	3.62 miles	Yamaha TZR250
16	Martyn WHITE	5	8	9.66 miles	Yamaha RD350YPVS

Weather / Track : Cloudy / Dry

These results are provisional until the conclusion of any judicial and technical matters.

Brands Hatch Indy

Circuit Length = 1.2079 miles

Start: 16:45 Flag 16:56 End: 16:58

Clerk Of Course :

Timekeeper :

BMCRC - MRO Championships 2019 - Rnd 9 @ Brands Hatch Indy

DFDS Yamaha Past Masters

RACE 19 - STATISTICS

CLASS : R

7 Starters

Fastest Lap History

NO	NAME	LAP TIME	TIME OF DAY	LAP	VEHICLE
27	Richard HAYWARD	56.195	16:47:32.957	2	Yamaha TZR250
27	Richard HAYWARD	56.058	16:48:29.015	3	Yamaha TZR250

Leader History

NO	NAME	FROM LAP	LAPS LED	DISTANCE	VEHICLE
27	Richard HAYWARD	1	12	14.49 miles	Yamaha TZR250

Weather / Track : Cloudy / Dry

These results are provisional until the conclusion of any judicial and technical matters.

Brands Hatch Indy

Circuit Length = 1.2079 miles

Start: 16:45 Flag 16:56 End: 16:58

Clerk Of Course :

Timekeeper :

BMCRC - MRO Championships 2019 - Rnd 9 @ Brands Hatch Indy

DFDS Yamaha Past Masters

RACE 19 - STATISTICS

CLASS :

6 Starters

Fastest Lap History

NO	NAME	LAP TIME	TIME OF DAY	LAP	VEHICLE
24	Scott CARSON	54.465	16:47:28.391	2	Yamaha TZR250
19	Peter BRANTON	54.396	16:47:28.467	2	Yamaha TZR250
13	Doug EDMONDSON	53.370	16:47:28.707	2	Yamaha TZR250
13	Doug EDMONDSON	53.286	16:50:09.433	5	Yamaha TZR250

Leader History

NO	NAME	FROM LAP	LAPS LED	DISTANCE	VEHICLE
24	Scott CARSON	1	2	2.41 miles	Yamaha TZR250
13	Doug EDMONDSON	3	10	12.07 miles	Yamaha TZR250

Weather / Track : Cloudy / Dry

These results are provisional until the conclusion of any judicial and technical matters.

Brands Hatch Indy

Circuit Length = 1.2079 miles

Start: 16:45 Flag 16:56 End: 16:58

Clerk Of Course :

Timekeeper :